

FLOOR PLAN WORKSHEET- BUILDING 11

1/16" = 1'-0"

0 10' 20' 40'

PRELIMINARY  
NOT FOR  
CONSTRUCTION  
OR  
RECORDING

Revisions

11-22-99

Date:  
11-8-99

© 1999 copyright

THE SUMMIT

NELSEN  
ARCHITECTS, INC.  
SCOTTSDALE AUSTIN  
7031 E. CAMELBACK ROAD, SUITE 100, SCOTTSDALE, AZ 85261

Sheet

A208

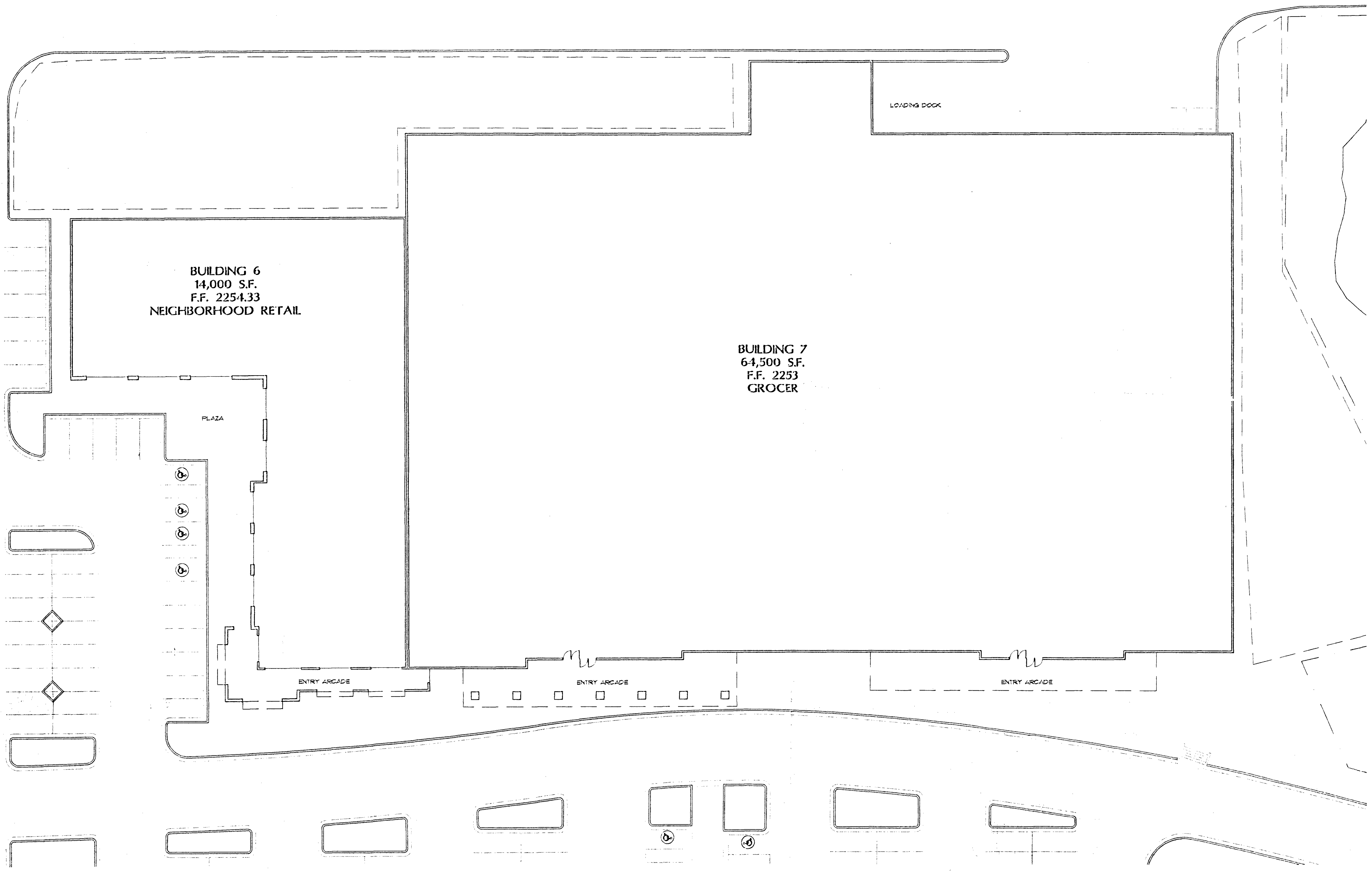
Project No:  
99029

PRELIMINARY  
NOT FOR  
CONSTRUCTION  
OR  
RECORDING

Revisions

Date:  
11-22-99

© 1999 copyright



BUILDING 6  
14,000 S.F.  
F.F. 2254.33  
NEIGHBORHOOD RETAIL

BUILDING 7  
64,500 S.F.  
F.F. 2253  
GROCER

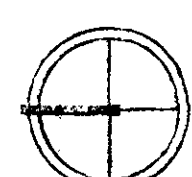
LOADING DOCK

PLAZA

ENTRY ARCADE

ENTRY ARCADE

ENTRY ARCADE



FLOOR PLAN WORKSHEET- BUILDINGS 6-8

1/16" = 1'-0"

0 10' 20' 40'

11/22/99

NELSEN  
ARCHITECTS, INC.  
SCOTTSDALE, AZ 85261

Sheet

A206

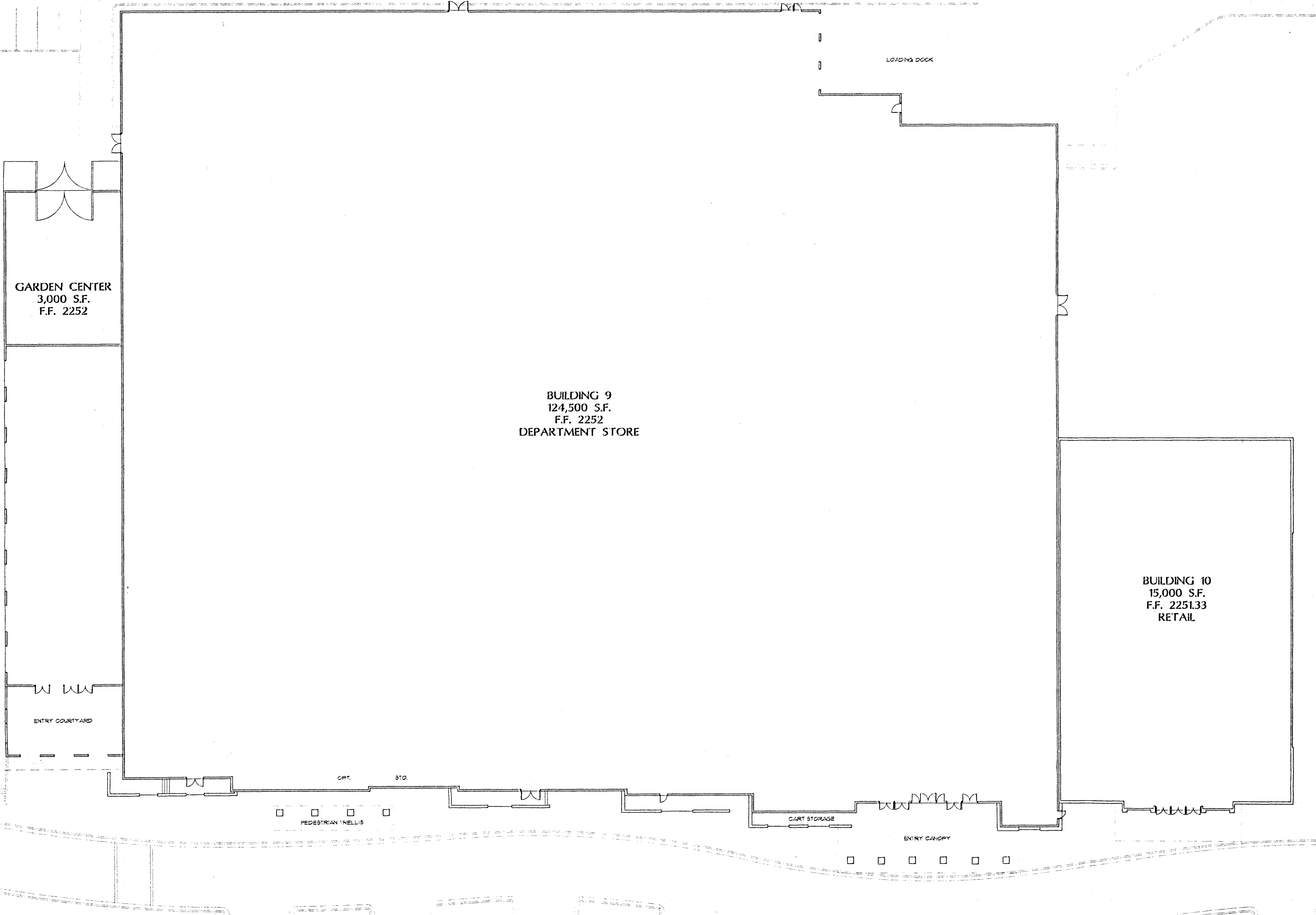
Project No:  
99029

PRELIMINARY  
NOT FOR  
CONSTRUCTION  
OR  
RECORDING

Revisions

Date:  
11-22-99

© 1999 copyright



GARDEN CENTER  
3,000 S.F.  
F.F. 2252

BUILDING 9  
124,500 S.F.  
F.F. 2252  
DEPARTMENT STORE

BUILDING 10  
15,000 S.F.  
F.F. 225133  
RETAIL

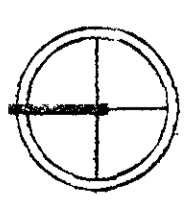
ENTRY COURTYARD

LOADING DOCK

PEDESTRIAN WALKWAYS

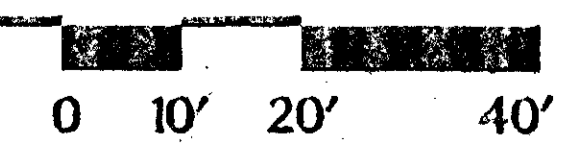
CART STORAGE

ENTRY CANOPY



FLOOR PLAN WORKSHEET- BUILDINGS 9-10

1/16" = 1'-0"



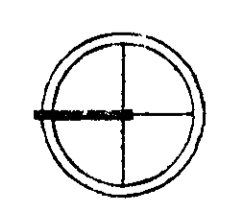
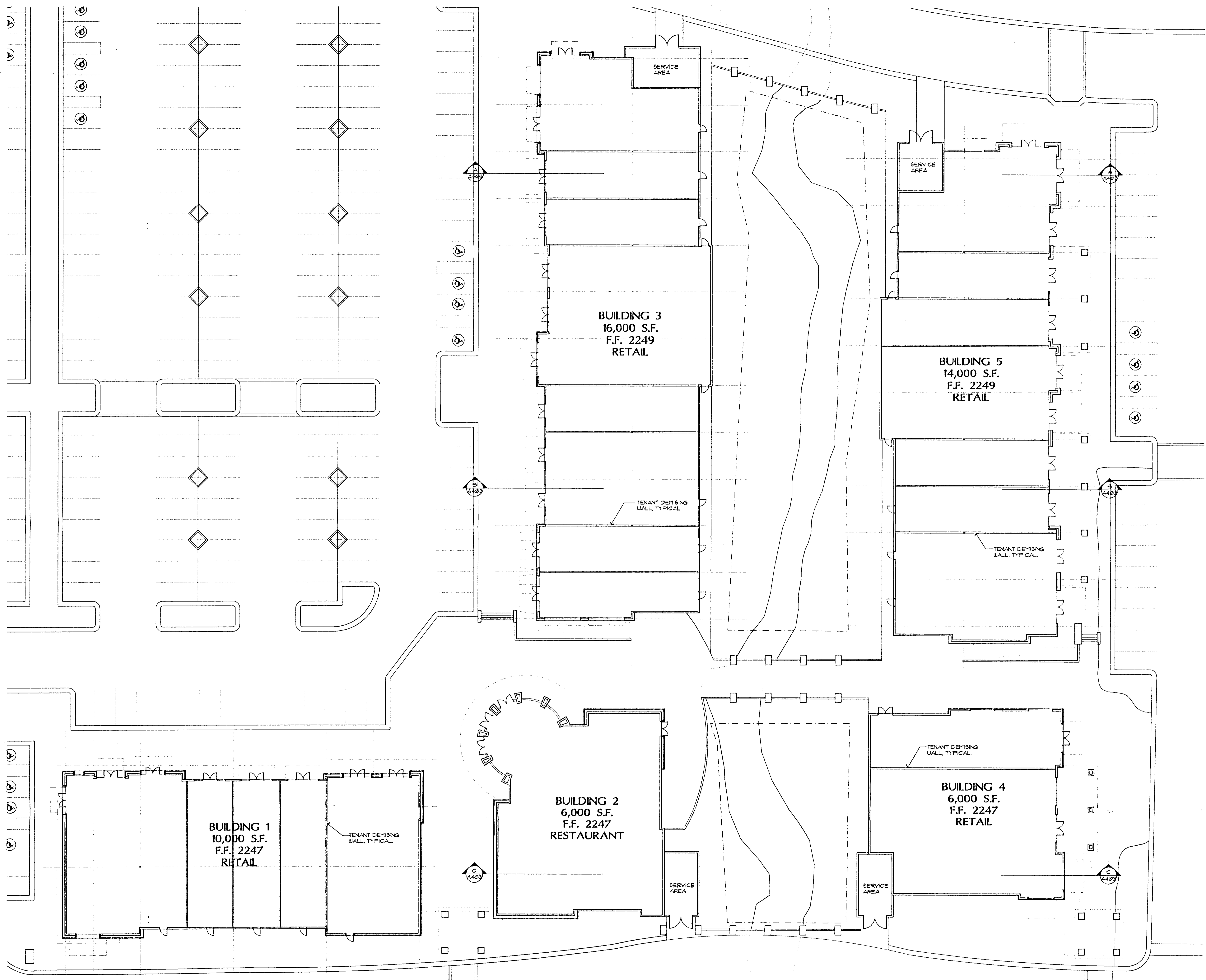
THE SUMMIT  
AT SCOTTSDALE

NELSEN  
ARCHITECTS, INC.  
SCOTTSDALE, ARIZONA  
7031 E. CAMBERG ROAD, SUITE 100, SCOTTSDALE, AZ 85251  
PHONE (602) 944-8800 FAX (602) 944-8801

Sheet

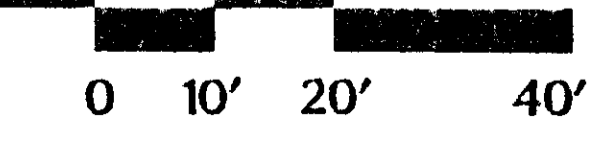
A207

Project No:  
99029



**FLOOR PLAN WORKSHEET- BUILDINGS 1-5**

1/16" = 1'-0"

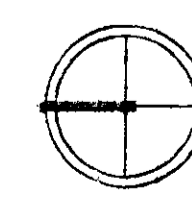
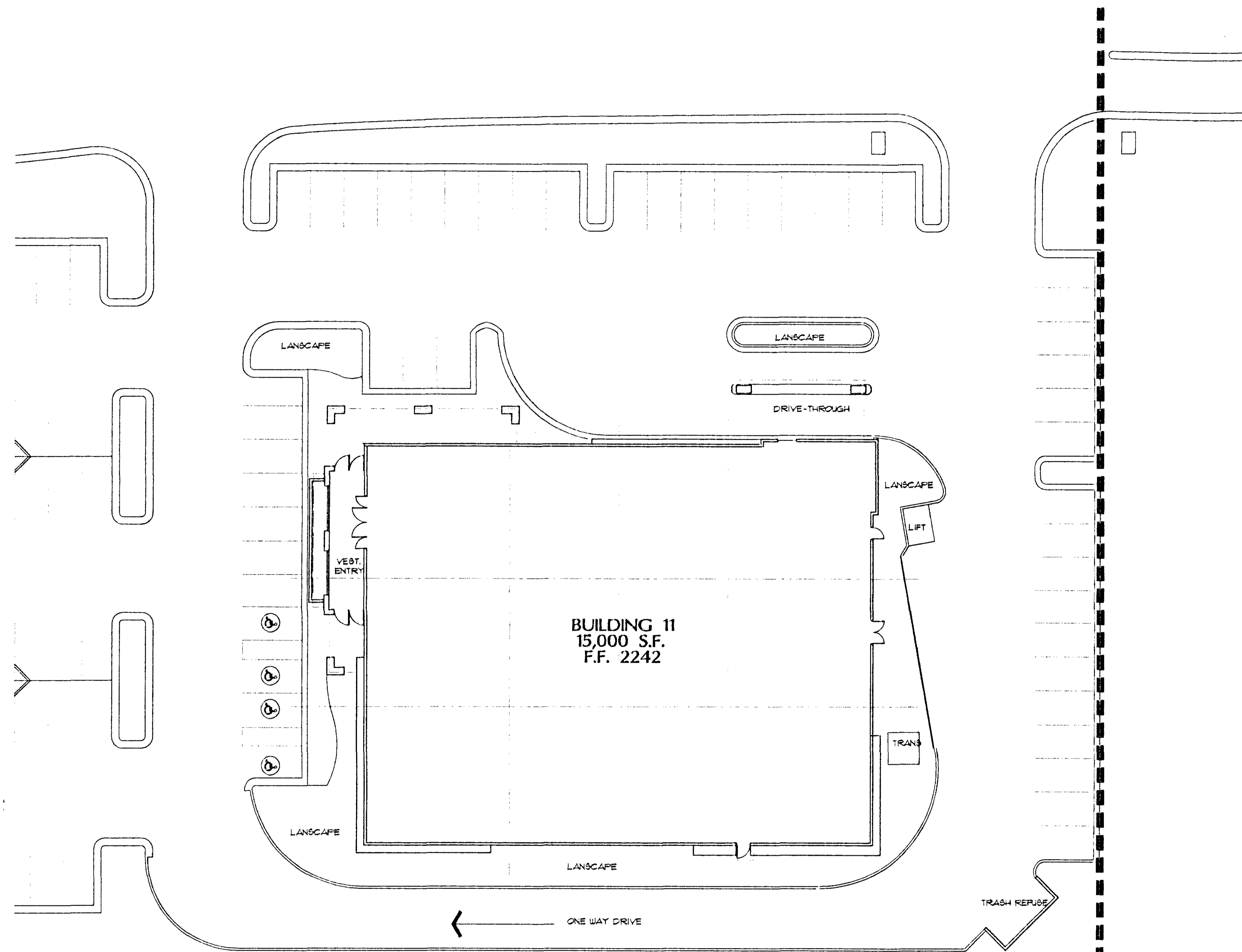


PRELIM  
NOT FOR  
CONSTRUCTION  
OR  
RECORD  
Revised  
11-22  
Date:  
11-8  
© 1999

THE SUMMIT

118-DC-99  
NELSEN  
ARCHITECTS, INC.

Sheet  
A20  
Project  
9902



FLOOR PLANS- BUILDING 11

1/16" = 1'-0"

0 5' 10' 20'

PRELIMINARY  
NOT FOR  
CONSTRUCTION  
OR  
RECORDING

Revisions

11-22-99

Date:  
11-8-99

© 1999 copyright

THE SUMMIT  
AT SCOTTSDALE

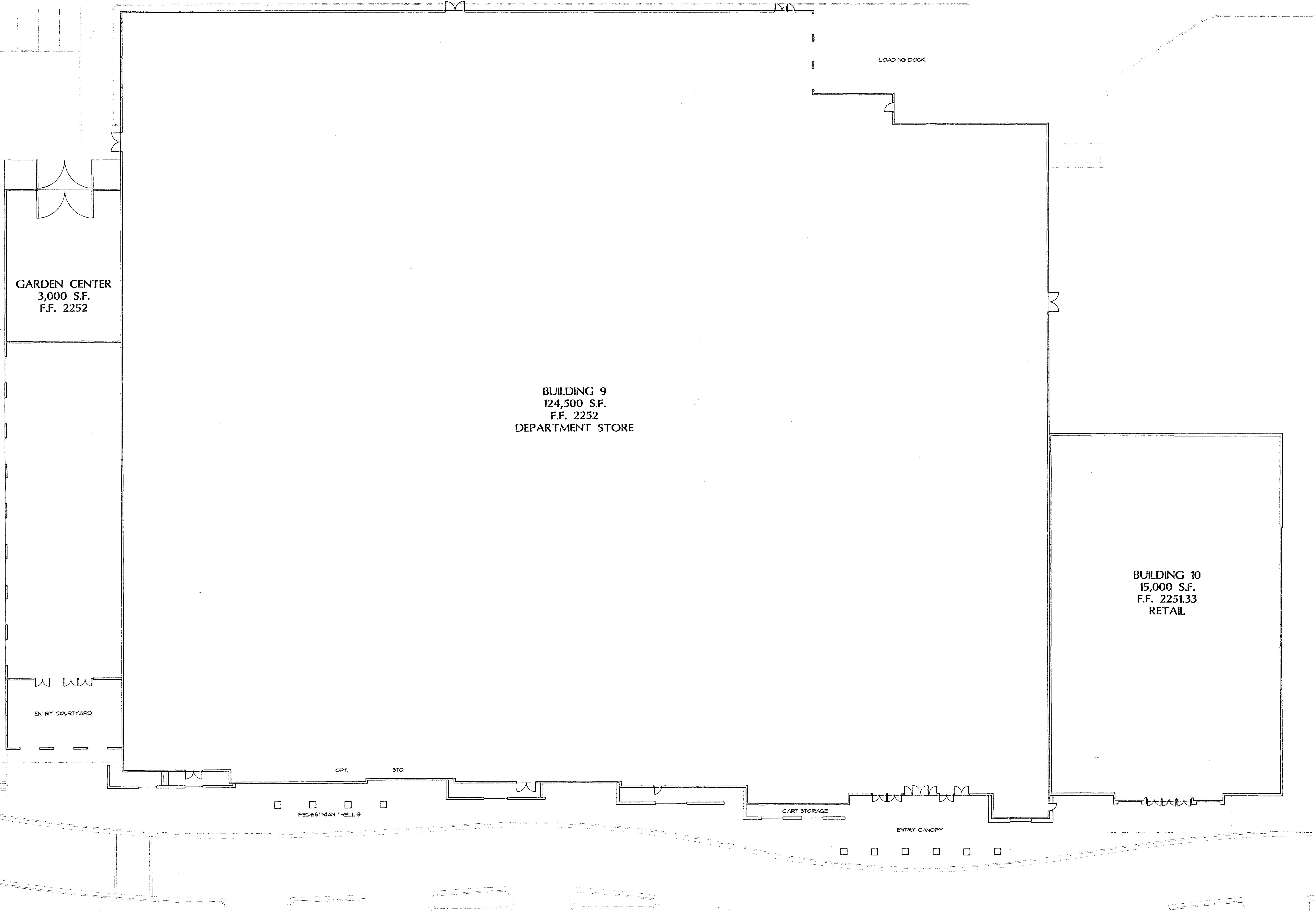
11-2-99-99

NELSEN  
ARCHITECTS, INC.  
SCOTTSDALE AUSTIN  
7031 E. CAMELBACK ROAD, SUITE 100, SCOTTSDALE, AZ 85251  
PHONE: (480) 944-8800 FAX: (480) 944-8801

Sheet

A204

Project No:  
99029



BUILDING 9  
124,500 S.F.  
F.F. 2252  
DEPARTMENT STORE

GARDEN CENTER  
3,000 S.F.  
F.F. 2252

BUILDING 10  
15,000 S.F.  
F.F. 225133  
RETAIL

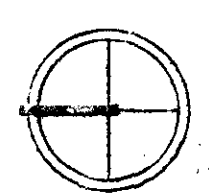
ENTRY COURTYARD

PEDESTRIAN TRELLIS

CART STORAGE

ENTRY CANOPY

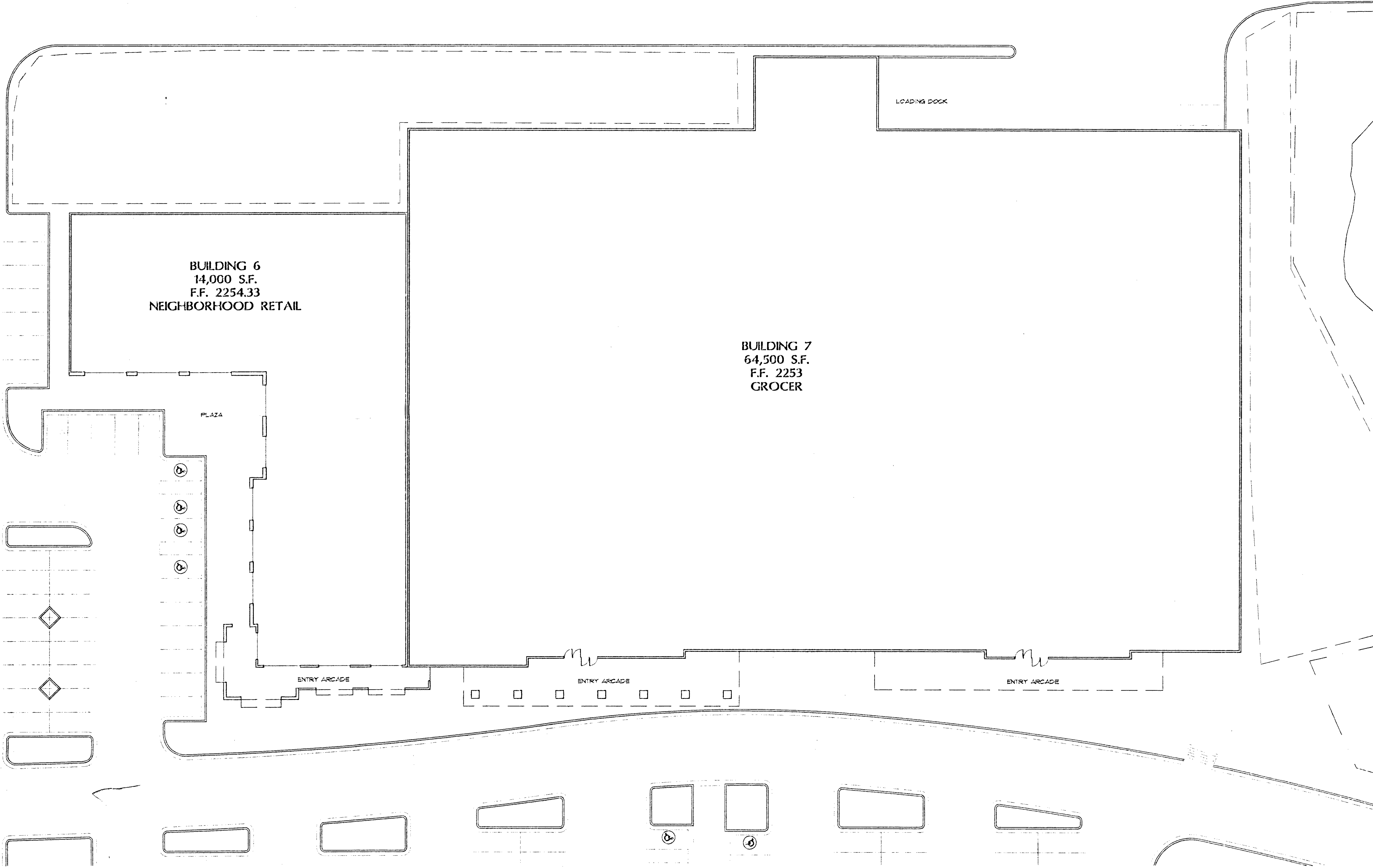
LOADING DOCK



FLOOR PLANS- BUILDINGS 9, 10

1/16" = 1'-0"

0 10' 20' 40'



BUILDING 6  
14,000 S.F.  
F.F. 2254.33  
NEIGHBORHOOD RETAIL

BUILDING 7  
64,500 S.F.  
F.F. 2253  
GROCER

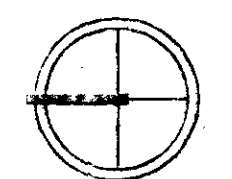
LOADING DOCK

PLAZA

ENTRY ARCADE

ENTRY ARCADE

ENTRY ARCADE



FLOOR PLANS- BUILDINGS 6-8

1/16" = 1'-0"

0 10' 20' 40'

FIELD  
NOT FOR  
CONSTRUCTION  
OR  
RECORD

Revised

Date: 11-22

1589 copy

THE SUMMIT

NELSEN / P&D-99  
ARCHITECTS, INC.  
ARCHITECTS & PLANNERS



Sheet

A20

Project 9902

PRELIMINARY  
NOT FOR  
CONSTRUCTION  
OR  
RECORDING

Revisions

11-22-99

Date:  
11-8-99

© 1999 copyright  
11-22-99

THE SUMMIT  
AT SCOTTSDALE

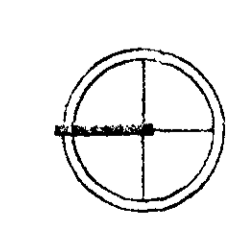
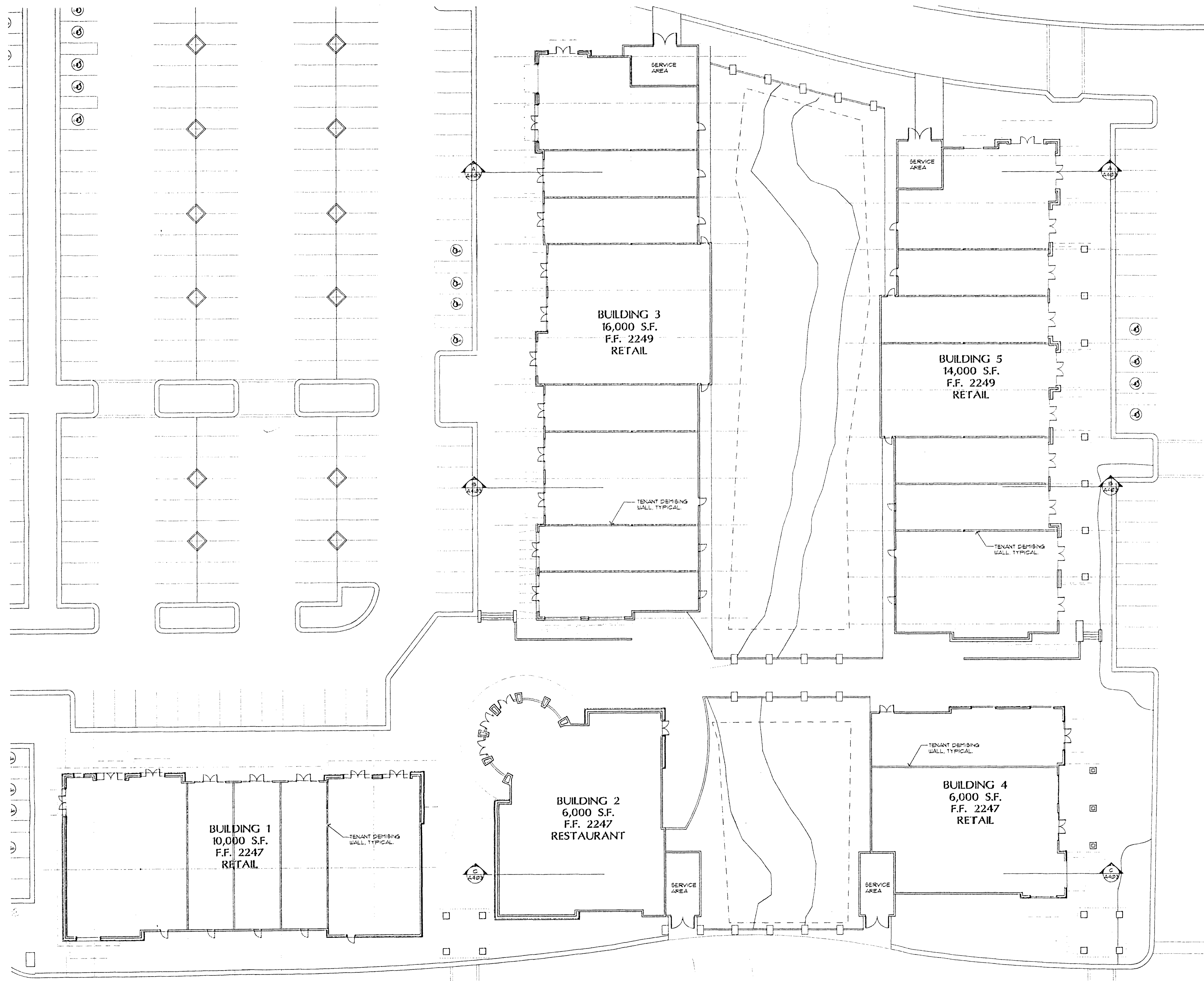
NELSEN 1/8-DE-99  
ARCHITECTS, INC.  
SCOTTSDALE AUSTIN  
7031 E. CAMELBACK ROAD, SUITE 100, SCOTTSDALE, AZ 85261  
PHONE: (480) 944-9900 FAX: (480) 948-8801



Sheet

A201

Project No.  
99029



FLOOR PLAN- BUILDINGS 1-5

1/16" = 1'-0"

