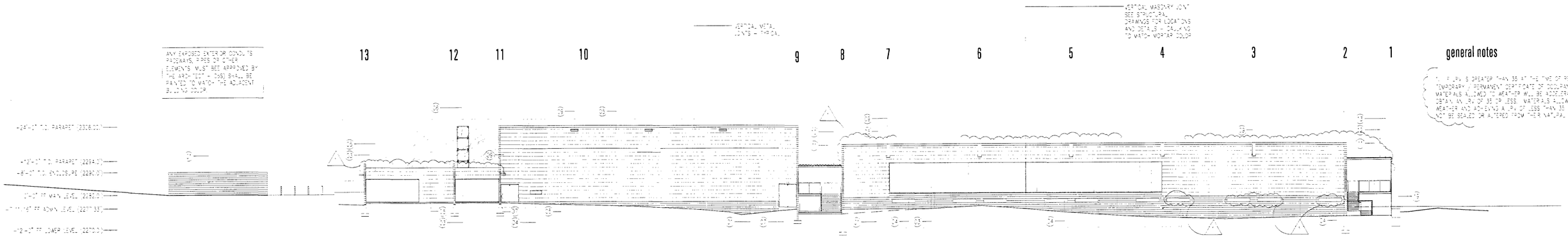

1 north elevation
A5.0 SCALE 1/16" = 1'-0"

general notes

1. IF PLAN IS GREATER THAN 35 AT THE TIME OF REQUEST FOR "TEMPORARY / PERMANENT" CERTIFICATE OF OCCUPANCY - MATERIALS ALLOWED TO WEATHER WILL BE ACCELERATED TO OBTAIN AN IRA OF 35 OR LESS. MATERIALS ALLOWED TO WEATHER AND ACHIEVING AN IRA OF LESS THAN 35 - WILL NOT BE SEALED OR ALTERED FROM THEIR NATURAL CONDITION.

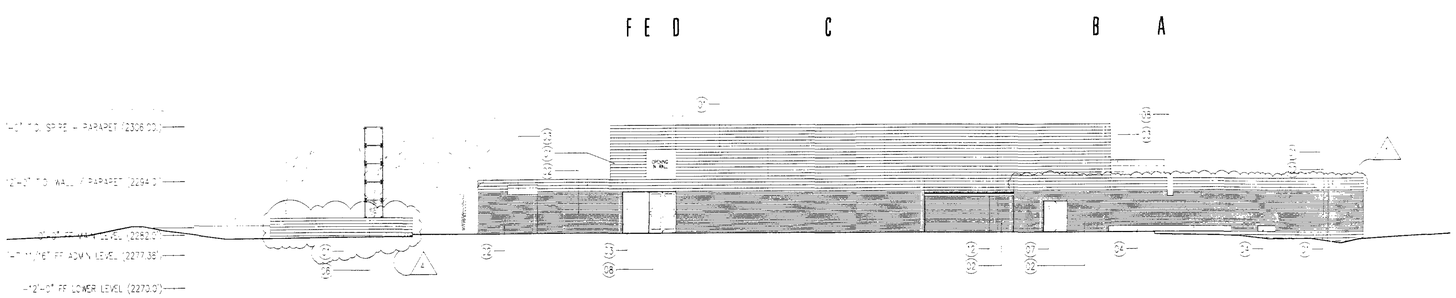

2 east elevation
A5.0 SCALE 1/16" = 1'-0"

keynotes

(1) INTERIOR COLOR 8Hx8Wx16" CMU (TYNI-SMOOTH) COLOR: WESTERN BUCKSKIN OVER BROWN (RW 19) MORTAR TO MATCH BLOCK COLOR

(2) INTERIOR COLOR 4Hx8Wx16" CMU (TYNI-SMOOTH) COLOR: WESTERN BUCKSKIN OVER BROWN (RW 19) MORTAR TO MATCH BLOCK COLOR

(3) PPG SOLEXA INSULATED GLAZING ON PAINTED TUBE STEEL FRAME (COLOR: DUNN-EDWARDS DE-300 (RW 14)

(4) PPG SOLEXA INSULATED GLAZING SET IN 1/4" PLAIN STEEL PLATE FRAME (ALLOWED TO WEATHER (RW 14)

(5) 24 GAUGE METAL DEFTEN FLAT LOCK METAL PANELS, FLASHINGS AND GUTTERS (ALLOWED TO WEATHER (RW 18)

(6) ALUCOBOND NON-REFLECTIVE PPG SOLEXA GLAZING OVER PAINTED COLOR: DUNN-EDWARDS DE-300 (RW 14) 23'-6" ALL TOWER SEE DETAIL 1/A4.2

(7) PAINTED (COLOR: DUNN-EDWARDS DE-300 (RW 14) HOLLOW METAL DOOR AND FRAME - SEE DOOR SCHEDULE

(8) SATIN FINISH ANODIZED ALUMINUM ENTRY DOOR WITH PPG SOLEXA INSULATED GLAZING IN PAINTED COLOR: DUNN-EDWARDS DE-300 (RW 14) HOLLOW METAL FRAME - SEE DOOR SCHEDULE

(9) PLAIN STEEL ALLOWED TO WEATHER) RAINWATER SCUPPER (RW 14) SEE ROOF PLAN

(10) WEATHERED GALVANIZED BOX RIB SHADE TRELLIS - SEE ROOF PLAN

(11) PAINTED (COLOR: DUNN-EDWARDS DE-300 (RW 14) 2" TUBE STEEL GUARDRAIL WITH PERFORATED 20 GA PLAIN STEEL 8/32" DIA @ 3 1/8" STAGGERED PANELS SCREWED TO TUBE STEEL MEMBERS WITH SQUARE DRIVE DACE SCREWS

(12) WEATHERED GALVANIZED HAT CHANNEL SHADE TRELLIS - SEE ROOF PLAN A4.2

(13) PAINTED (COLOR: DUNN-EDWARDS DE-300 (RW 14) STRUCTURAL MEMBERS

(14) WEATHERED GALVANIZED STAIR TREADS WITH PERFORATED PLAIN STEEL RISER ENCLOSURE (ALLOWED TO WEATHER (RW 14)

(15) NOT USED

(16) PAINTED (COLOR: DUNN-EDWARDS DE-300 (RW 14) FIXED PANEL OVER STANDARD ELEVATOR DOOR AND FRAME

(17) PAINTED (COLOR: DUNN-EDWARDS DE-300 (RW 14) FIXED LOUVERS - SEE MECHANICAL DRAWINGS

(18) PLAIN STEEL BOX RIB SIDING (ALLOWED TO WEATHER (RW 14) ATTACHED TO TUBE STEEL FRAME SEE DETAIL 1/A4.3

(19) HEEKER ART WELDS & CASE WIRE GABION RETAINING WALL FILLED WITH 5" TO 8" & BROKEN ROCK (PONDER - COLO BROWN) BASKETS SHALL BE 3' X 3' & 3' PLAIN STEEL WIRE CAGES WITH PLAIN STEEL SPIRAL WIRE CONNECTORS AT 16" OC. SEE STRUCTURAL SHEET S-1 DRAWINGS FOR BALANCE OF INFORMATION (DBSI/AR24-01-4

1 JUNE 2004 OWNER CHANGES
2 19 MAY 2004 FIRST REVIEW
3 03 SEP 2004 OWNER CHANGES
4 17 SEP 2004 SECOND REVIEW

A5.0

exterior elevations
1/16" = 1'-0"

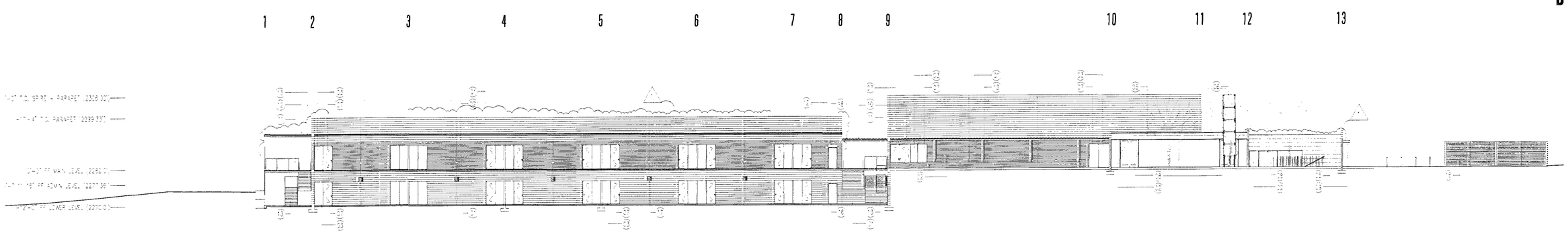

3 south elevation
A5.0 SCALE 1/16" = 1'-0"

A B C D E F

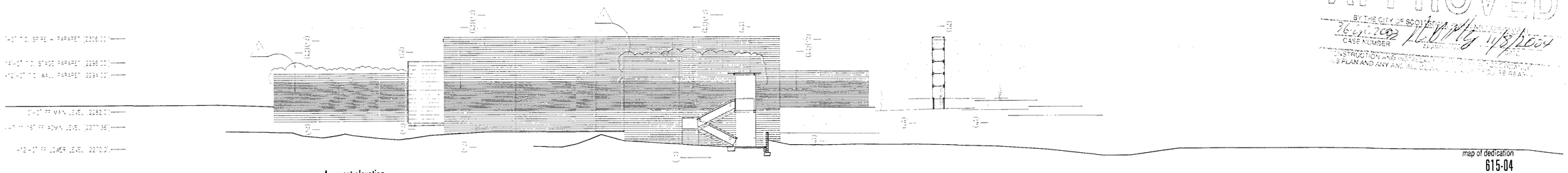

4 west elevation
A5.0 SCALE 1/16" = 1'-0"

ARCHITECTURAL ELEVATIONS
APPROVED
BY THE CITY OF SCOTTSDALE
26 AUG 2003
CASE NUMBER
INSTRUCTION AND
S PLAN AND ANY AND ALL

scottsdale first assembly

DREAM CENTER

28700 north pima road
scottsdale, arizona 85262
APN: 216-70-008

0 8' 16' 32'

25 june 2004
© copyright 2004
0142

DeBARTOLO architects
4450 north twelfth street
number 268
phoenix, arizona 85014
tel 602.264.6617
fax 602.264.0891

map of dedication		civil plan check
615-04		4642.01.4
native plant plan	DRB case	plan check
195-04	36.DR.2003	4642.01.3