Fixture L8
Scottsdale First Assembly

Series	Incan.	Fluor.	HID	Exterior	Interior	Feed-Thru	Other Options
2120		•		•	•	•	Cast bronze front 277V electrical Tamperproof screws



2120 Series steplites are available with round or square cast aluminum faceplates.

The junction box on Cole Steplites may be field mounted to the back or bottom of the fixture.

Two 7W, 9W or 13W lamps may be specified for this series.

Walkway Lighting
Steplites

2120 SERIES

Description
The 2120 Series of Steplites is a high performance site fixture for medium scale use. Its large aperture allows high light levels to the sides as well as in front of the fixture for many interior and exterior locations. The rugged cast bronze and powder coat finishes and quality make these fixtures ideal for specifications in most public areas.

Features
Lumens in the 2120 Series are more widely spaced than in most fixtures of this type allowing for significantly greater forward projection illumination. Exceptional durability is provided by the thick cast aluminum frame and faceplate which protects the tempered glass diffuser while cooling the lamp compartment. Cole Steplites feature an optional cast aluminum junction box which provides a field mounting base either at the back or bottom of the housing to meet most installation conditions.

Applications
The 2120 Series Steplites are suitable for corridor pour-block wall and stud walkway lighting in indoor or outdoor hotel rooms. They are ideal in malls, ramps and stairwells where high light levels are desirable.

Custom
If your project demands a special fixture, we would be pleased to discuss the production of modified standard fixtures or custom fixtures to suit your specific conditions. Modifications possible include special sizes and shapes, special finishes, materials such as stainless steel or cast bronze, and alternative light sources. For more information on our custom capabilities, please contact your local Cole representative.

COLE
LIGHTING SYSTEMS

C. W. Cole & Company, Inc.
2560 N. Rosemead Boulevard
South El Monte, CA 91733-1593
Fax (626) 443-9253
Tel (626) 443-2473
info@colelighting.com

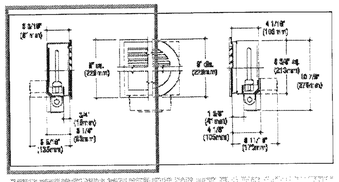

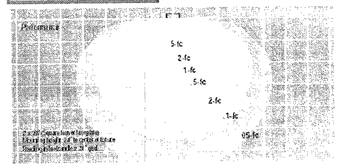

The isolux curves illustrated above show the footcandle distribution for a 2120 Series fixture with two 26W lamps, mounted at a height of 2'-0". The conversion chart provides the light output figures for various lamp types at this mounting height. The lamp height determines the scale of the grid line. For a fixture mounted at 3'-0" the grid becomes 3'-0" x 3'-0". To calculate the footcandles for each isocurve use the conversion factors shown in the chart as multipliers of the footcandles indicated for each isocurve. IES format photometric files are available.

Isolux Footcandle Conversion Chart

Lamp Type	Lum.	Mounting Height and Grid Scale			
		1'-0"	1'-6"	2'-0"	3'-0"
2 x 7W	900	2.67	1.19	0.67	0.30
2 x 9W	1200	4.00	1.78	1.00	0.44
2 x 13W	1750	2.12	2.55	1.43	0.63

Catalog Numbers	Faceplate			
Lamps	9" dia./Louver	9" dia./Glass	9" sq./Louver	9" sq./Glass
Two 7W (622) base compact fluorescent	F 2127R	F 2127RG	F 2127S	F 2127SG
Two 9W (642) base compact fluorescent	F 2129R	F 2129RG	F 2129S	F 2129SG
Two 13W (G23-2) 2-pin base "quad" compact fluor.	F 2113R	F 2113RG	F 2113S	F 2113SG

Options
Junction Box: Bottom or back mounted junction box as required for feed-thru. To specify, add suffix -J.
Weatherproof: For exterior applications. To specify, add suffix -W.
Bronze Faceplate: Satin finished red brass faceplate. To specify, add suffix -B.
Tamperproof Screws: Tamperproof allen head faceplate screws. To specify, add suffix -TP.
Ballasts: 277v ballast. To specify, add suffix -277. High power factor. To specify, add suffix -HPF. To specify, add suffix -HPF.

Plastic Microlouver: 3M Light Control Film behind clear tempered glass.
For 60 degree pattern, add suffix -PM60
For 48 degree pattern, add suffix -PM48
Alternate Faceplate Color: Black or white. To specify, add suffix -BLK or -WHT.

How to Specify
1. Select catalog number with desired features.
2. Add suffixes for options/requirements, make/job conditions.

COLE
LIGHTING SYSTEMS

C. W. Cole & Company, Inc.
2560 N. Rosemead Boulevard
South El Monte, CA 91733-1593
Fax (626) 443-9253
Tel (626) 443-2473
info@colelighting.com
www.colelighting.com

OPTIONS

Lens for Fixture L8
Scottsdale First Assembly



Steplites with the Plastic Microlouver option eliminate all directly visible light at the fixture, yet provide useful illumination of the walkway.

Walkway Lighting
Steplites

PLASTIC MICROLOUVER

Features
The Plastic Microlouver option provides a panel of 3M Light Control Film. LCF behind clear tempered glass in place of the standard frosted tempered glass diffuser. This option is available in any fixture, emitter or fluorescent steplite, louver or glass face. Application in incandescent models will be reduced from those shown for standard diffuser. The LCF louvers are only 0.005" wide, so illumination is not greatly affected. The louvers are 0.125" deep, so the light is very useful at high partial visibility. Outside the cutoff points, the panel appears black. The nominal maximum light transmission is 73%. The cutoff points where the transmission is 2%.

How to Specify
Select the catalog number of any Steplite and add the desired suffix. Determine the illumination pattern most appropriate for the application, according to the illustration and add the corresponding suffix.

For 48 degree pattern, add suffix -PM48

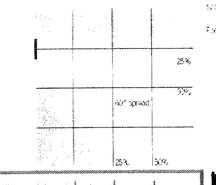

The -PM48 suffix provides more concentrated illumination, from 6 to 54 degrees below horizontal.

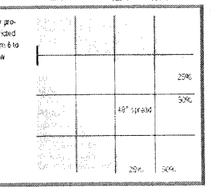

full horizontal cutoff

COLE
LIGHTING SYSTEMS

C. W. Cole & Company, Inc.
2560 N. Rosemead Boulevard
South El Monte, CA 91733-1593
Fax (818) 443-9253
Tel (818) 443-2473
colelighting2@earthlink.net
www.colelighting.com

Fixture L15
Scottsdale First Assembly

Reset Form

LLF-50

Low Level Floodlight; Concealed Lens, Symmetric Downward

KIM LIGHTING

Type:
Job:
Catalog number:

LLF-50 / 26CFL277 / BL-P /
Fixture | Electrical Module | Finish | Options (see page 2)
(see page 2)

Approvals:

Date:
Page: 1 of 3

Specifications

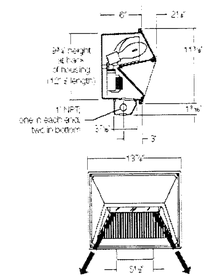

Arrows indicate main thrust of light distribution in elevation.

Measurements are standard for all LLF fixtures.

Housing and J-Box: Die-cast aluminum, alloy not containing less than 1% copper to prevent corrosion when cast in moist air. J-Box shall have an internally removable cover, a volume of 25 cu.in. and your 1/2 NPT conduit hole. Two taps on the bottom and one in each end, all with removable plugs. Housing and J-Box gasket provided for permanence by a heat stabilized rubber. Cover furnished to keep the housing clean until the electrical components are installed.

Door Frame: Die-cast aluminum with a fine pebble texture on the outer surface. Tapped-hole cover contour fits the lens 18° from vertical. Cast aluminum recessed bezel that covers the lens from vertical lines. Bezel shall be internally welded to door frame and externally welded with four STs. Door frame secured to housing by two captive stainless steel quarter-turn wing fasteners.

Gasketing: One piece molded silicone between the door frame and housing. A neoprene gasket provided between the J-Box and housing. The entire fixture is weather tight.

Lens: Tempered clear glass 7/8" min. thickness with full silicone gasketing around the perimeter. Lens shall be retained by zinc plated steel clips.

Reflector: One piece hydroformed aluminum with Alzak® finish.

Electrical Module: Self contained, factory pre-wired and attached to the housing using keyhole slots. All electrical components are unitized, mounted in a single housing. Ballast are high power factor for 277 V starting. Sockets UL Listed for the appropriate lamps. With High Pressure Sodium and Metal Halide sockets rated 4KV. Fixture must be grounded in accordance with local codes or the National Electrical Code. Failure to do so may result in serious personal injury.

Finish: Super TGIC thermoset polyester powder coat paint. 2.5 mil nominal thickness applied over a chromate conversion coating. 2500 hour salt spray test endurance rating. Standard colors are Black, Dark Bronze, Light Gray, Platinum Silver or White. Custom colors are available and subject to additional charges, minimum quantities and longer lead times. Consult representative.

Certification: UL Listed to U.S. and Canadian safety standards for wet locations. Fixture manufacturer shall employ a quality program that is audited to ISO 9001 standards.

Pour items: Die-cast aluminum housing and J-Box only, less any electrical or optical components.

Finishing items: Electrical module, reflector and door frame. Each set of finishing items shall be in one container clearly marked for the fixture catalog number.

© 2001 KIM LIGHTING INC • P.O. BOX 60080, CITY OF INDUSTRY, CA 91716-0080 • TEL 626/968-6005 • FAX 626/369-2095

1	11 JUNE 2004 OWNER CHANGES
2	19 JULY 2004 FIRST REVIEW
3	03 SEP 2004 OWNER CHANGES
4	17 SEP 2004 SECOND REVIEW

cuts
light fixture cutsheets

Fixture L16
Scottsdale First Assembly

LARGENT™ SL VTH

SLVTH | SL VT-H5 | 42CFL | CRT | * | * | *
Page 1 of 2 | FIXTURE 1 | BALLAST 2 | ARM 3 (see arm section) | BASE-POLE 4 (see base section) | COLOR 5 | OPTIONS 6

Reset Print

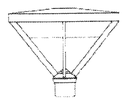

WEIGHT 32 LBS IP: 54 EPA: 2.15
Height 18" from top to 1/2" below
Slips over a 4" O.D. or 5" O.D. pole

1 CAT NO.
- ☐ SL VT-H2 Tempered glass lens, type 2 horizontal cutoff reflector
- ☐ SL VT-H3 Tempered glass lens, type 3 horizontal cutoff reflector
- ☐ SL VT-H4 Tempered glass lens, type 4 horizontal cutoff reflector
- ☑ SL VT-H5 Tempered glass lens, type 5 horizontal cutoff reflector

2 BALLAST
- ☐ **42 watt triple biax compact fluorescent**
- ☐ 70MHT6 70 watt metal halide dual voltage 120/277 volt. Uses a G12 base, clear T-6 ceramic MH lamp.
- ☐ 100MH 100 watt metal halide multiap ballast 120/208/240/277 volt. Use medium base, clear ED-17 lamps
- ☐ 150MH 150 watt metal halide multiap ballast 120/208/240/277 volt. Use medium base, clear ED-17 lamps
- ☐ 150MHT6 150 watt metal halide multiap ballast 120/208/240/277 volt. Uses a G12 base, clear T-6 ceramic MH lamp.
- ☐ 175MH 175 watt metal halide multiap ballast 120/208/240/277 volt. Use medium base, clear ED-17 lamps
- ☐ 250MH 250 watt metal halide multiap ballast 120/208/240/277 volt. Use medium base, clear ED-17 lamps
- ☐ 70HPS 70 watt high pressure sodium ballast 120/208/240/277 volt. Use medium base, clear ED-17 lamps
- ☐ 100HPS 100 watt high pressure sodium ballast 120/208/240/277 volt. Use medium base, clear ED-17 lamps
- ☐ 150HPS 150 watt high pressure sodium ballast 120/208/240/277 volt. Use medium base, clear ED-17 lamps
- ☐ 250HPS 250 watt high pressure sodium ballast 120/208/240/277 volt. With modified reflectors only.

Specify voltage
Lamps not included

5 COLOR
- ☐ WHT white powder coat finish
- ☐ BLK black powder coat finish
- ☐ DGN dark green powder coat
- ☐ DBZ dark bronze powder coat
- ☐ GALV galvanized powder coat
- ☐ VGR verde green powder coat
- ☑ CRT corten powder coat finish
- ☐ MAL matte aluminum powder coat
- ☐ RAL #
- ☐ CUSTOM
- ☐ OTHER

6 OPTIONS
- ☐ 347 120/277-347 volt ballast except 70MHT6
- ☐ QR6 Quartz mathe scandal reflector models only
- ☐ GL Socket for a T-4 miniand halogen lamp must be field wired to a separate 120 volt circuit
- ☐ HSS House side Shield for fixtures with a horizontal reflector

JOB NAME
SOLD TO PO #

Approvals

ARCHITECTURAL AREA LIGHTING
14249 Artesia Blvd. La Mirada, CA 90638
714-994-2700 fax 714-994-0522 www.aalight.net

Rev 9/24/02 copyright 2002 (design patented)

Fixture L17
Scottsdale First Assembly

GREENLEE LIGHTING

non-directional

RDS Series

Lamp Types: Mercury Vapor, Metal Halide, High Pressure Sodium, Fluorescent, and Incandescent.
Housing: Compression molded, fiber reinforced polymer, providing high strength and UV stability. Warranted for five years against corrosion.
Finish: Standard lens retainer is slip resistant, textured black composite. Optional ALP-Aluminum Lens Retainer and other aluminum accessories are available in BLK-Black or CPP-Clear polyester powder coat. BLR-Brass Lens Retainer and other brass accessories have a natural, satin finish.
Fasteners: All exposed fasteners are black oxide coated stainless steel. Fasteners on all lens retainers are captive.
Lampholder: Matched to the lamp optics. Glazed porcelain. Medium base, 4KV pulse rated with spring center contact or molded plastic for fluorescent lamps.
Lens/Retainer: Tempered, impact resistant, soda-lime glass lens is standard. A Tile Protector Lens, TPL, is available. Dipoconvex concentric, etched pattern increases coefficient of friction on TPL surface, while allowing easier to clean. A clear, low-iron glass lens, LIG, is available for color critical projects. Available internal RTL filter significantly reduces lens temperature. Cast, brass or aluminum lens retainers are available in place of standard composite ring.
Optics/Aiming: Fully adjustable Flood and Spot optics with variable beam spreads available. Precise beam spread, tilt, and rotation can all be locked into place. The AWW – Asymmetric Wall Wash reflector is shipped with a special masked lens to control glare.
Power Packs: High power factor, -20°F starting, Class H, 180°C insulation system ballasts are thermally protected and encapsulated in silica filled resin for heat control. Capacitor and ignitor are mounted to ballast plate for easy service. Quick connectors are provided for attachment of fixture supply wires and optic assemblies. Fluorescent Power Pack contains an electronic universal voltage ballast rated for 0°F starting. It will accommodate 32 and 42-watt lamps as well as any voltage from 120 to 277. Electronic ballasts for metal halide lamps are available upon

UL Listed for Wet Locations LISTED c UL us



Dimensions

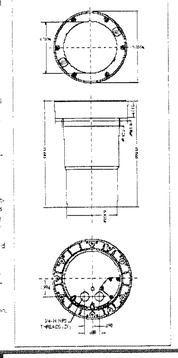

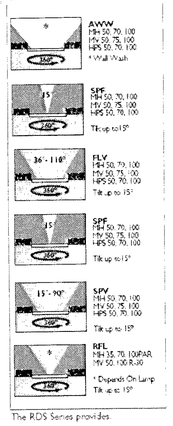

The RDS Series provides:
- RTL Technology
- Compact size and powerful performance
- Variable Beam Spread Optics.
- Easy Installation in concrete or earth
- Drive-over capability up to 3000 pound vehicle weight.
- Power Pack with Quick Connectors
- Interchangeable Optic Assemblies with Quick Connectors
- Composite Housing Warranted for Five Years against Corrosion
- Anti-Siphon Barrier

©2003 LSI Industries Inc. 8/15/03

RDS Order Specifications

TO ORDER FIXTURE: Select appropriate choice from each column, as in example below.

EXAMPLE:	RDS	100MH	120	FLV	HL

Series	Wattage/Lamp Type	Voltage	Optics	Accessories/Options
RDS Marker	13MH 26,32,42 CFL	120, 208 240, 277 UNIV	CMA – Closed Directional Marker - Aluminum CMB – Closed Directional Marker - Brass	
RDS Lamp	35, 50, 70, 100MH 50, 75, 100HV 35, 50, 70, 100 HPS	120 208 240 277	Optics for Medium Base E-17 Lamps FLV – Variable Flood 34° - 117 SPV – Variable Spot 15° - 50° AWW – Asymmetric Wall Wash Optics FLF – Fixed Flood Reflector 90° SPF – Fixed Spot Reflector 15° RFL – Up to 100MH PAR38 Up to 200W HR-R30 Or 75W MR PAR30 Optics for T4 CMH lamps with G12 Bi-Pin Base RVG2 – Variable Flood 34° - 117° SPV2 – Variable Spot 15° - 50°	ALR – Aluminum Lens Retainer - Specify Color BLR – Brass Lens Retainer CPR – Clear Parts DSA – Directional Shield Aluminum - Specify Color DSB – Directional Shield Brass HL – Internal Hood Louver LIG – Low Iron Glass Lens RGA – Rock Guard Aluminum - Specify Color RGB – Rock Guard Brass RGS – Stainless Steel Rock Guard SRL – Slip Resistant Lens ST – RTL Filter ST – Stainless Steel Trim TEP – Tile Crown Protector TR – Trapper Variable Fastener - Order TR Key separately TR Key – Key for TR Fasteners
	INC Up to 150W HALogen or T-4 Halogen Lamp	120	FR – Up to 150W PAR38 or 90W PAR 30 AWW Up to 150W Halogen	
	CFL 32, 42 CFL	UNIV	CFP – Compact Fluorescent Flood	

Use of RTL, color filters, louvers, or other accessories that block light Lowers Maximum Wattage rating. Consult page 17 of this catalog, website or factory for details.

1. 50 W and 75W MH and 35W HH ballasts are available in 120 or 277 V only
2. Universal Electronic 120-277V 50 or 60 HZ Ballast
3. Restricted use item. Consult page 17, website or factory for details
4. Aluminum Lens Retainer, Rock Guard, and Directional Shield are available with CPR - Clear or BLK - Black Powder Coat
5. 100 watt HPS ballast is available in 120 or 277 - volt only
6. RVG-1 and SPV-G12 Optics are designed for use with T4 Ceramic Metal Halide lamps with G12 bases. Available in 35 and 70 watts only

Accessories/Options



INGROUND

©2003 LSI Industries Inc. 8/15/03

scottsdale first assembly

DREAM CENTER

28700 north pima road
scottsdale, arizona 85262
APN: 216-70-008

25 june 2004
© copyright 2004
0142

DeBARTOLO architects
4450 north twelfth street
number 268
phoenix, arizona 85014
tel 602.264.6617
fax 602.264.0891

11/8/2004 [illegible]

map of dedication 615-04	DRB case 36.DR.2003	civil plan check 4642.01.4
native plant plan 195-04		plan check 4642.01.3