


NABAR STANLEY BROWN, INC.

CONSULTING STRUCTURAL ENGINEERS



MEMO

DATE: September 23, 2003
FROM: Sateesh J. Nabar, P.E.
TO: Michael Valentine, P.E., Valentine Environmental Engineers, L.L.C.
REFERENCE: Proposed Adobe Wall at Site 42

This memorandum is intended to report to you the progress of our continuing investigation since my last memorandum to you (dated 7/11/2003) regarding the same issue.

Yesterday, in a telephone conversation, I discussed at length the issue of possible use of adobe in site wall around pump station 42 with Mr. David Potter, the Building Official for the City of Scottsdale. The reason for contacting Mr. Potter was to get a better idea of what the City of Scottsdale plan-review would require in terms of calculations and other technical back up for their review of our design of adobe. Following are the salient points of our discussion regarding adobe:

1. The clear intent of the governing code – IBC 2003, effective in Scottsdale -- is that the adobe walls can only be used when they are laterally supported at the top, like in a building wall. The use of adobe in unsupported-top construction is allowed by code only for parapets that project above a roof that laterally supports the wall.
2. There are serious questions about the long-term durability of adobe construction. According to IBC, unstabilized adobe must have their exposed surfaces “covered with two coats of portland cement plaster having a minimum thickness of 3/4”.” Alternatively, adobe can be stabilized with asphalt for some improvement in durability. All in all, adobe is not as durable as standard concrete masonry block construction.
3. The strength and durability considerations are also very important for the security of the facility. IBC requires that adobe units have a minimum compressive strength of 300 psi and minimum tensile strength of 50 psi. Corresponding values for solid grouted masonry of concrete masonry units are 2000 psi for compressive and 335 psi for tensile strengths. Thus adobe is roughly 7 times as weak as standard CMU construction.
4. City of Scottsdale will require calculations that demonstrate adequacy of design under code specified forces. Since there is no flexural tension allowed in adobe, this means that all parts of the wall must remain in compression under code-specified wind and seismic forces. I did quick calculations and find that just for wind loads, the wall thickness will need to be 32” for this condition to be met.

In light of the items noted above and those listed in my previous memo, it appears that the use of adobe for the site wall at this site will not be in the City’s interest in terms of cost and long term durability. Concrete masonry construction with properly selected texture and color scheme can probably provide the visual effect that will be close to that offered by adobe construction.

**4-DR-2004
1-26-04**

NSB

2150 E. Highland Ave., Suite 204, Phoenix, Arizona 85016-4721
fax (602) 912-9686 • (602) 912-9191

NABAR STANLEY BROWN, INC.

CONSULTING STRUCTURAL ENGINEERS



MEMO

DATE: September 23, 2003
FROM: Sateesh J. Nabar, P.E.
TO: Michael Valentine, P.E., Valentine Environmental Engineers, L.L.C.
REFERENCE: Proposed Adobe Wall at Site 42

This memorandum is intended to report to you the progress of our continuing investigation since my last memorandum to you (dated 7/11/2003) regarding the same issue.

Yesterday, in a telephone conversation, I discussed at length the issue of possible use of adobe in site wall around pump station 42 with Mr. David Potter, the Building Official for the City of Scottsdale. The reason for contacting Mr. Potter was to get a better idea of what the City of Scottsdale plan-review would require in terms of calculations and other technical back up for their review of our design of adobe. Following are the salient points of our discussion regarding adobe:

1. The clear intent of the governing code – IBC 2003, effective in Scottsdale – is that the adobe walls can only be used when they are laterally supported at the top, like in a building wall. The use of adobe in unsupported-top construction is allowed by code only for parapets that project above a roof that laterally supports the wall.
2. There are serious questions about the long-term durability of adobe construction. According to IBC, unstabilized adobe must have their exposed surfaces “covered with two coats of portland cement plaster having a minimum thickness of 3/4”.” Alternatively, adobe can be stabilized with asphalt for some improvement in durability. All in all, adobe is not as durable as standard concrete masonry block construction.
3. The strength and durability considerations are also very important for the security of the facility. IBC requires that adobe units have a minimum compressive strength of 300 psi and minimum tensile strength of 50 psi. Corresponding values for solid grouted masonry of concrete masonry units are 2000 psi for compressive and 335 psi for tensile strengths. Thus adobe is roughly 7 times as weak as standard CMU construction.
4. City of Scottsdale will require calculations that demonstrate adequacy of design under code specified forces. Since there is no flexural tension allowed in adobe, this means that all parts of the wall must remain in compression under code-specified wind and seismic forces. I did quick calculations and find that just for wind loads, the wall thickness will need to be 32” for this condition to be met.

In light of the items noted above and those listed in my previous memo, it appears that the use of adobe for the site wall at this site will not be in the City’s interest in terms of cost and long term durability. Concrete masonry construction with properly selected texture and color scheme can probably provide the visual effect that will be close to that offered by adobe construction.

**4-DR-2004
1-26-04**

NSB

2150 E. Highland Ave., Suite 204, Phoenix, Arizona 85016-4721
fax (602) 912-9686 • (602) 912-9191

NABAR STANLEY BROWN, INC.

CONSULTING STRUCTURAL ENGINEERS



MEMO

DATE: September 23, 2003
FROM: Sateesh J. Nabar, P.E.
TO: Michael Valentine, P.E., Valentine Environmental Engineers, L.L.C.
REFERENCE: Proposed Adobe Wall at Site 42

This memorandum is intended to report to you the progress of our continuing investigation since my last memorandum to you (dated 7/11/2003) regarding the same issue.

Yesterday, in a telephone conversation, I discussed at length the issue of possible use of adobe in site wall around pump station 42 with Mr. David Potter, the Building Official for the City of Scottsdale. The reason for contacting Mr. Potter was to get a better idea of what the City of Scottsdale plan-review would require in terms of calculations and other technical back up for their review of our design of adobe. Following are the salient points of our discussion regarding adobe:

1. The clear intent of the governing code -- IBC 2003, effective in Scottsdale -- is that the adobe walls can only be used when they are laterally supported at the top, like in a building wall. The use of adobe in unsupported-top construction is allowed by code only for parapets that project above a roof that laterally supports the wall.
2. There are serious questions about the long-term durability of adobe construction. According to IBC, unstabilized adobe must have their exposed surfaces "covered with two coats of portland cement plaster having a minimum thickness of 3/4". Alternatively, adobe can be stabilized with asphalt for some improvement in durability. All in all, adobe is not as durable as standard concrete masonry block construction.
3. The strength and durability considerations are also very important for the security of the facility. IBC requires that adobe units have a minimum compressive strength of 300 psi and minimum tensile strength of 50 psi. Corresponding values for solid grouted masonry of concrete masonry units are 2000 psi for compressive and 335 psi for tensile strengths. Thus adobe is roughly 7 times as weak as standard CMU construction.
4. City of Scottsdale will require calculations that demonstrate adequacy of design under code specified forces. Since there is no flexural tension allowed in adobe, this means that all parts of the wall must remain in compression under code-specified wind and seismic forces. I did quick calculations and find that just for wind loads, the wall thickness will need to be 32" for this condition to be met.

In light of the items noted above and those listed in my previous memo, it appears that the use of adobe for the site wall at this site will not be in the City's interest in terms of cost and long term durability. Concrete masonry construction with properly selected texture and color scheme can probably provide the visual effect that will be close to that offered by adobe construction.


**4-DR-2004
1-26-04**

NSB

2150 E. Highland Ave., Suite 204, Phoenix, Arizona 85016-4721
fax (602) 912-9686 • (602) 912-9191

NABAR STANLEY BROWN, INC.

CONSULTING STRUCTURAL ENGINEERS



MEMO

DATE: September 23, 2003
FROM: Sateesh J. Nabar, P.E.
TO: Michael Valentine, P.E., Valentine Environmental Engineers, L.L.C.
REFERENCE: Proposed Adobe Wall at Site 42

This memorandum is intended to report to you the progress of our continuing investigation since my last memorandum to you (dated 7/11/2003) regarding the same issue.

Yesterday, in a telephone conversation, I discussed at length the issue of possible use of adobe in site wall around pump station 42 with Mr. David Potter, the Building Official for the City of Scottsdale. The reason for contacting Mr. Potter was to get a better idea of what the City of Scottsdale plan-review would require in terms of calculations and other technical back up for their review of our design of adobe. Following are the salient points of our discussion regarding adobe:

1. The clear intent of the governing code – IBC 2003, effective in Scottsdale – is that the adobe walls can only be used when they are laterally supported at the top, like in a building wall. The use of adobe in unsupported-top construction is allowed by code only for parapets that project above a roof that laterally supports the wall.
2. There are serious questions about the long-term durability of adobe construction. According to IBC, unstabilized adobe must have their exposed surfaces “covered with two coats of portland cement plaster having a minimum thickness of 3/4”.” Alternatively, adobe can be stabilized with asphalt for some improvement in durability. All in all, adobe is not as durable as standard concrete masonry block construction.
3. The strength and durability considerations are also very important for the security of the facility. IBC requires that adobe units have a minimum compressive strength of 300 psi and minimum tensile strength of 50 psi. Corresponding values for solid grouted masonry of concrete masonry units are 2000 psi for compressive and 335 psi for tensile strengths. Thus adobe is roughly 7 times as weak as standard CMU construction.
4. City of Scottsdale will require calculations that demonstrate adequacy of design under code specified forces. Since there is no flexural tension allowed in adobe, this means that all parts of the wall must remain in compression under code-specified wind and seismic forces. I did quick calculations and find that just for wind loads, the wall thickness will need to be 32” for this condition to be met.

In light of the items noted above and those listed in my previous memo, it appears that the use of adobe for the site wall at this site will not be in the City’s interest in terms of cost and long term durability. Concrete masonry construction with properly selected texture and color scheme can probably provide the visual effect that will be close to that offered by adobe construction.

**4-DR-2004
1-26-04**

NSB

2150 E. Highland Ave., Suite 204, Phoenix, Arizona 85016-4721
fax (602) 912-9686 • (602) 912-9191

NABAR STANLEY BROWN, INC.

CONSULTING STRUCTURAL ENGINEERS



MEMO

DATE: September 23, 2003
FROM: Sateesh J. Nabar, P.E.
TO: Michael Valentine, P.E., Valentine Environmental Engineers, L.L.C.
REFERENCE: Proposed Adobe Wall at Site 42

This memorandum is intended to report to you the progress of our continuing investigation since my last memorandum to you (dated 7/11/2003) regarding the same issue.

Yesterday, in a telephone conversation, I discussed at length the issue of possible use of adobe in site wall around pump station 42 with Mr. David Potter, the Building Official for the City of Scottsdale. The reason for contacting Mr. Potter was to get a better idea of what the City of Scottsdale plan-review would require in terms of calculations and other technical back up for their review of our design of adobe. Following are the salient points of our discussion regarding adobe:

1. The clear intent of the governing code – IBC 2003, effective in Scottsdale – is that the adobe walls can only be used when they are laterally supported at the top, like in a building wall. The use of adobe in unsupported-top construction is allowed by code only for parapets that project above a roof that laterally supports the wall.
2. There are serious questions about the long-term durability of adobe construction. According to IBC, unstabilized adobe must have their exposed surfaces “covered with two coats of portland cement plaster having a minimum thickness of 3/4”.” Alternatively, adobe can be stabilized with asphalt for some improvement in durability. All in all, adobe is not as durable as standard concrete masonry block construction.
3. The strength and durability considerations are also very important for the security of the facility. IBC requires that adobe units have a minimum compressive strength of 300 psi and minimum tensile strength of 50 psi. Corresponding values for solid grouted masonry of concrete masonry units are 2000 psi for compressive and 335 psi for tensile strengths. Thus adobe is roughly 7 times as weak as standard CMU construction.
4. City of Scottsdale will require calculations that demonstrate adequacy of design under code specified forces. Since there is no flexural tension allowed in adobe, this means that all parts of the wall must remain in compression under code-specified wind and seismic forces. I did quick calculations and find that just for wind loads, the wall thickness will need to be 32” for this condition to be met.

In light of the items noted above and those listed in my previous memo, it appears that the use of adobe for the site wall at this site will not be in the City’s interest in terms of cost and long term durability. Concrete masonry construction with properly selected texture and color scheme can probably provide the visual effect that will be close to that offered by adobe construction.

**4-DR-2004
1-26-04**

NSB

2150 E. Highland Ave., Suite 204, Phoenix, Arizona 85016-4721
fax (602) 912-9686 • (602) 912-9191

* DAVE PERRY, CHUCK HEWNE, CHUCK HILL, PAUL, SATESH, TOMY
Nellesen

1. STUCCO WALL
2. meander up to 9 TO 18 inches, follow the elevations
(mitrus sense)
3. SIMILAR CHARACTER TO ABBU Well #126
4. CURVE THE CORNERS, FACE WITH ADOBE
5. WORK ON BUTTRESSES, FACE WITH ADOBE.
6. HAVE BUTTRESSES ^{intermediately} placed along the
WALLS.
7. COLOR → SINGUAPOTOS COLOR BLOCK
"OLD PUEBLO ADOBE"
[OR PER NATURAL COLOR]
8. ROLL ~~TOP~~ TOP OF WALL UP AND DOWN.
9. "Reddish Green" OLD STAIN LOCK
"LOST CANYON" SUBDIVISION
CHUCK HILL KNOWS STAIN (DARKER THAN
ADOBE)

NOTES

Henne, Charles

From: Henne, Charles
Sent: Wednesday, December 03, 2003 3:33 PM
To: Verschuren, Bill
Subject: City owns Pump Station #42

Bill:
Pump Station #42 and the driveway to Pump Station #42, located at the northwest corner of Pima Road and Jomax Road is owned by the City of Scottsdale. We plan to construct a concrete block/adobe wall with stucco on the concrete block per the design drawings.

If you have any questions, please feel free to call or email me.

Thanks.
Charles W. Henne
Sr. Project Manager
Capital Project Management
City of Scottsdale
480-312-7097
480-312-7971 (fax)
chenne@ci.scottsdale.az.us

**4-DR-2004
1-26-04**

01/24/2004

Valentine Environmental Engineers, LLC

4530 East Muirwood Drive, Suite 113 Phoenix, AZ 85048-7693 Office: (480) 283-8991 Fax: (480) 283-0082 Web: <http://www.veeaz.com>

LETTER OF TRANSMITTAL

DATE: January 23, 2004

TO: [REDACTED]

Capital Project Management
7447 E. Indian School Road Suite 205
Scottsdale, AZ 85251
Phone: 480-312-7097

CC: M. Valentine

SUBJECT: DRB Application Materials

VIA: Mail: _____ Delivery: __Velocity__ Other:

Remarks:

Item	Qty	Description
1	1	DRB Application Materials

Message:

Chuck,

Here are the DRB application materials your use. Please sign the green tabbed sheets in the application materials to complete the application.

The application materials should then be acceptable to Bill V. .

Thank you, David

**4-DR-2004
1-26-04**



January 27, 2004

Chuck Henne
City of Scottsdale / Capital Projects Management
7447 E Indian School Rd Ste 205
Scottsdale, AZ 85251

Re: 490-PA-2003

Applicant:

The City of Scottsdale's Community Development Division has reviewed your development application and determined that your submittal was complete. Your check has been cashed and your application has been assigned case number **4-DR-2004**.

The next step in the development process is a detailed review of your application by the city staff. Upon completion of this review, a Development Review Board hearing date will be scheduled. Approximately one week prior to the date of your Development Review Board hearing, you will receive a staff report that discusses your proposal and includes pertinent development stipulations.


If you have any questions or concerns, please contact Bill Verschuren, the Project Coordinator handling your case, or the Project Coordination front desk at 480-312-7000.

Thank You.

Bonnie Fuller
Coordination Specialist
Current Planning
City of Scottsdale
480-312-4213

4-DR-2004
1-26-04

VICINITY MAP
PINNACLE VISTA DRIVE



Site Location:
26602 N Pima Rd

Case Name:
Pump Station #42
Perimeter Wall

Case Number:
4-DR-2004

Dear Property Owner:

This is to inform you of a request for wall plan & elevations approval for a wall to be constructed around Pump Station 42.

This case will be scheduled for a Public Hearing in the near future. Please call the staff or applicant contact as soon as possible if you would like to learn more or provide input about this request.

Staff contact: Bill Verschuren, 480-312-7734
Applicant contact: Chuck Henne, 480-312-7097

For information on the status of this case, or to view application materials, **call 480-312-7000** or click on the link to 'Projects in the Public Hearing Process' at:

www.ScottsdaleAZ.gov/Projects/

For public participation opportunities, please **call 480-312-2647** or visit us online at:

www.ScottsdaleAZ.gov/BldgResources/Awareness/



Mail List Contents

Address Counts For Mail List:

Standardized Addresses: 19
Non-standardized Addresses: 1
International Addresses: 0
Mexican Addresses: 0
Canadian Addresses: 0

4-DR-2004/212-08-389 AKKAD FERAS M/ SAMIA H 3920 E INDIAN SCHOOL RD STE 7 PHOENIX AZ 85018-5257	4-DR-2004/212-08-388 SYMANSKI PAUL M/SCHIMMEL DONNA 8738 E ROWEL RD SCOTTSDALE AZ 85255-1498	4-DR-2004/ Jason Harman, Property Manager VISTANA HOMEOWNERS ASSOCIATION 26546 N ALMA SCHOOL RD STE 100 SCOTTSDALE AZ 85255-8094
4-DR-2004/212-08-270 CRAWLEY JEREMY FRIEND 8510 E ROWEL RD SCOTTSDALE AZ 85255-1435	4-DR-2004/ Bonnie Fuller CITY OF SCOTTSDALE 7447 E INDIAN SCHOOL RD # 105 SCOTTSDALE AZ 85251-3915	
4-DR-2004/212-08-268 HORTON STANLEY K/EMILY A 8570 E ROWEL RD SCOTTSDALE AZ 85255-1435	4-DR-2004/ Bill Verschuren CITY OF SCOTTSDALE 7447 E INDIAN SCHOOL RD # 105 SCOTTSDALE AZ 85251-3915	
4-DR-2004/212-08-250 MCNAMARA JAMES M/GILLIAN D 26585 N 86TH WAY SCOTTSDALE AZ 85255-1463	4-DR-2004/ Bob Vairo, President COALITION OF PINNACLE PEAK 10040 E HAPPY VALLEY RD UNIT 451 SCOTTSDALE AZ 85255-2388	
4-DR-2004/212-08-257 NELSON RHUNO J/LINDA A TR 26590 N 86TH ST SCOTTSDALE AZ 85255-1459	4-DR-2004/ Timothy Bakels, Vice-President DESERT HIGHLANDS ASSOCIATION 10040 E HAPPY VALLEY RD SCOTTSDALE AZ 85255-2395	
4-DR-2004/212-08-269 ROBBINS GARY/KATHLEEN A 8540 E ROWEL RD SCOTTSDALE AZ 85255-1435	4-DR-2004/ Howard Myers, President DESERT PROPERTY OWNERS ASSOCIATION 6631 E HORNED OWL TRL SCOTTSDALE AZ 85262-8511	
4-DR-2004/212-08-256 SAENZ TONY/MAUREEN 26595 N 86TH ST SCOTTSDALE AZ 85255-1460	4-DR-2004/ John Aleo, Other DESERT PROPERTY OWNERS ASSOCIATION 28625 N 83RD ST SCOTTSDALE AZ 85262-2249	
4-DR-2004/212-08-255 SPENCER ELIZABETH B 26555 N 86TH ST SCOTTSDALE AZ 85255-1460	4-DR-2004/ Tony Nelssen, Other DESERT PROPERTY OWNERS ASSOCIATION 7736 E RED BIRD RD SCOTTSDALE AZ 85262-9009	
4-DR-2004/212-08-390 STEEDE JAMES P III/RHONDA 23233 N PIMA RD STE 113 SCOTTSDALE AZ 85255-8387	4-DR-2004/ Edie Shannon, President FRIENDS OF THE SCENIC DRIVE 30068 N 77TH PL SCOTTSDALE AZ 85262-2226	
4-DR-2004/212-08-251 STEPHENS DOUGLAS W/AUDREY J TR 26590 N 96TH WAY SCOTTSDALE AZ 85255		



USPS Home | Logout

January 28, 2004

Mailing Online Welcome

Express

[Help](#)

Step-By-Step

- Introduction
- 1. Select Document
- 2. Select Mail List
- 3. Add Return Address
- 4. Mailing Options
- 5. Pay for Your Order

Please review your order details below for accuracy. If the information is correct, please click the "Continue" button to proceed to pay for your order. If it is incorrect, or you need to revise your order, please click the "Back" button.

Express

Address Book

**Cost Estimator
Request Samples**

**Order Status
Account History
Registration Info**

Help

Document Name:	4dr04_HUP.doc
Mail List:	4dr04_LABELS.xls
Return Address:	drb
Envelope Type:	Postcard
Order Name:	4dr04_HUP
Number of Addresses:	20
Mail Class:	First Class
Mailing Date:	January 30, 2004
Final Production Cost:	\$1.34
Final Postage Cost:	\$3.92
Cost Per Piece:	\$0.26
Total Cost:	\$5.26
	Your Postage Savings: \$0.68

I have reviewed the order and its details to ensure their accuracy.

[< Back](#)

[Continue >](#)



POSTAL INSPECTORS
Preserving the Trust

[site map](#) - [contact us](#) - [FAQs](#)
Copyright © 1999-2002 USPS. All Rights Reserved. [Terms of Use](#) [Privacy Policy](#)



USPS Home | Logout

January 28, 2004

Mailing Online Welcome

Express

[Help](#)

Step-By-Step

Introduction

- 1. Select Document
- 2. Select Mail List
- 3. Add Return Address
- 4. Mailing Options
- 5. Pay for Your Order

Thank you for using Mailing Online!

You have completed your order. Please print this page for your records and use the order name below to reference your mailing. You will be receiving an email confirming your order and another email when your order has been mailed.

[Express](#)

[Address Book](#)

[Cost Estimator](#)
[Request Samples](#)

[Order Status](#)
[Account History](#)
[Registration Info](#)

Order Name:	4dr04_HUP
Number of Addresses:	20
<u>Mailing Date:</u>	January 30, 2004
Cost Per Piece:	\$0.26
Total Cost:	\$5.26

[Help](#)

[Site Survey](#) -- We want your feedback...

Complete another mailing...



POSTAL INSPECTORS
Preserving the Trust

[site map](#) - [contact us](#) - [FAQs](#)
Copyright © 1999-2002 USPS. All Rights Reserved. [Terms of Use](#) [Privacy Policy](#)