



RSB-RCS/L SERIES



The RSB-RCS/L Series rectangular shoebox is offered in a variety of lighting distributions with sharp cutoff to meet the challenging demands of today's site lighting projects.

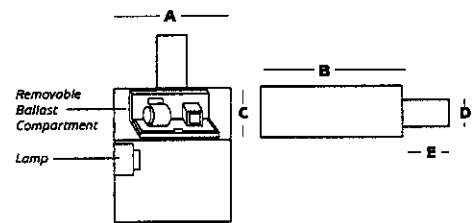


Fixture Specifications

FEATURES

- One-piece formed aluminum housing
- Hydroformed aluminum reflector
- Die cast zinc latches permit tool-free entry
- High power factor ballast with -20°F starting
- Consult factory for external glare shield options
- Lamp included
- Flat tempered glass lens
- Luminaire finished in weatherproof powder-coat paint
- Available with photocell and polycarbonate shield

DIMENSIONS



A	B	C	D	E	EPA
RSB-RCS					
16.25"	23.5"	8.0"	5.0"	4.0"	1.7
RSB-RCL					
22.7"	30.6"	10.7"	5.0"	10.0"	3.0

ORDERING INFORMATION

SAMPLE CATALOG NUMBER

RSB-RCX XXXXXXXX XX X XX

Series Wattage/Source Finish Distribution Voltage

SERIES

RSB-RCS RSB Series - Small

RSB-RCL RSB Series - Large

WATTAGE/SOURCE¹

100MH 100 watt metal halide (RCS)

175MH 175 watt metal halide (RCS)

250MH 250 watt metal halide (RCS)

400MH 400 watt metal halide (RCS/L)

1000MH 1000 watt metal halide (RCL)

100HPS 100 watt high pressure sodium (RCS)

150HPS 150 watt high pressure sodium (RCS)

250HPS 250 watt high pressure sodium (RCS)

400HPS 400 watt high pressure sodium (RCS/L)

1000HPS 1000 watt high pressure sodium (RCL)

FINISH²

DB Dark Bronze

BK Black

WH White

DISTRIBUTION

F Forward Throw

3 Type III

4 Type IV

VOLTAGE

MT Multi-tap ballast (120, 208, 240, 277)

48 480 volt

¹ Consult factory for other wattages and Pulse Start availability.

² Consult factory for other finishes.



A HUBBELL LIGHTING, INC. COMPANY

Performance Designed Lighting Products

www.securitylightingsystems.com

1085 Johnson Drive • Buffalo Grove, IL 60089 • TOLL-FREE: 800-544-4848 • PHONE: 847-279-0627 • FAX: 847-279-0642

1.4	2.1	3.2	4.7	6.0	7.3	8.1	8.7	9.2	9.3	9.3	9.2	8.8	8.1	7.3	6.0	4.7	3.2	2.1	1.4
1.7	2.4	3.7	5.4	7.4	9.1	10.7	12.2	13.1	13.4	13.4	13.1	12.2	10.7	9.1	7.4	5.4	3.7	2.4	1.7
1.9	2.9	4.2	6.3	9.0	11.8	14.0	16.7	17.9	17.9	17.9	16.7	14.0	11.8	9.0	6.3	4.2	2.9	1.9	
2.2	3.3	5.0	7.5	11.1	15.4	18.6	21.0	21.2	21.2	21.2	21.0	18.6	15.4	11.1	7.5	5.0	3.3	2.2	
2.6	3.8	5.7	8.9	13.6	18.8	25.4	28.8	25.2	24.8	24.8	25.2	28.8	25.4	18.8	13.6	8.9	5.7	3.8	2.6
2.9	4.4	6.6	10.2	14.7	21.6	31.6	36.2	32.2	30.0	30.0	32.1	36.2	31.6	21.7	14.7	10.2	6.6	4.4	2.9
2.9	4.5	7.0	10.5	14.9	22.3	33.2	39.8	38.4	42.2	42.2	38.4	39.8	33.3	22.3	14.9	10.5	7.0	4.5	3.0
2.8	4.2	6.5	9.6	13.8	20.4	33.0	47.7	49.1	58.2	58.2	49.1	47.7	33.1	20.4	13.8	9.6	6.5	4.2	2.8
2.4	3.7	5.6	8.4	12.7	19.3	30.3	50.0	59.3	57.1	57.0	59.3	50.1	30.4	19.3	12.7	8.5	5.7	3.7	2.4
2.1	3.1	4.7	7.1	10.9	17.0	27.0	44.4	49.5	49.7	49.5	44.4	27.1	17.0	10.9	7.1	4.7	3.1	2.1	

COURT LIGHTING PLAN



SCALE: 1"=10'-0"

LUMINAIRE SCHEDULE

Symbol	Label	Qty	Catalog Number	Description	Lamp	File	Lumens	LLF	Watts	Mtg. Ht.
	A	1	RCLA1000H-HTx-x	ARCHITECTURAL - MAGNUFORM - RCL SERIES REFL.SPEC. AL., INTERNAL HS SHIELD ENCL: CLEAR, FLAT GLASS	1000W MET. HAL., CLEAR	HP08523.IES	107800	0.70	1080	16'

STATISTICS

Description	Symbol	Avg	Max	Min	Max/Min	Avg/Min
Calc Zone #2	+	16.4 fc	59.3 fc	1.4 fc	42.4:1	11.7:1



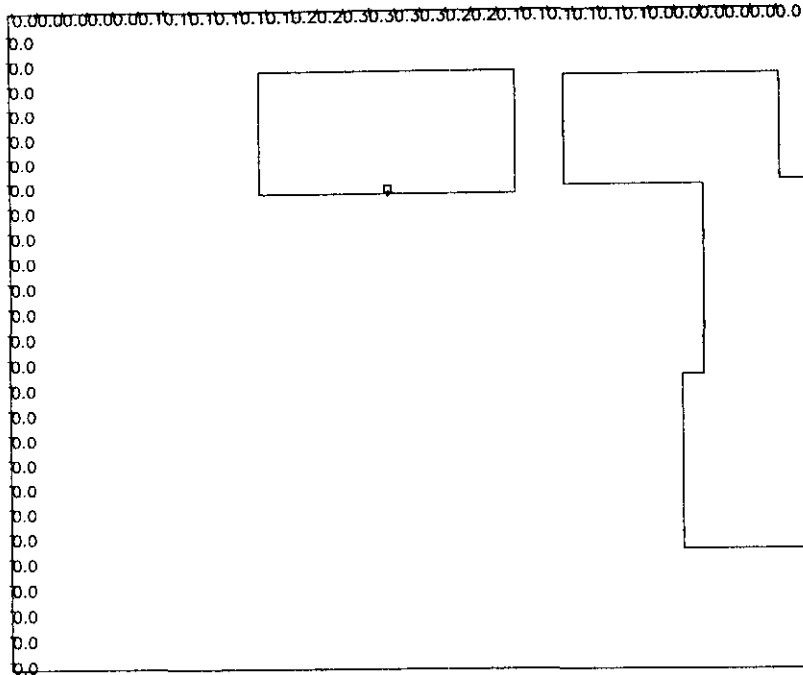
WYATT DESIGNS INC.
21613 N. 2ND AVE.
PHOENIX, AZ
85027

ELECTRICAL ENGINEERING SERVICES
PHONE: (623) 581-8088
FAX: (623) 581-8488

PROJECT:
A SPORT COURT
FOR:
CHRISTENSEN RESIDENCE
LOCATION:
11834 N. 74th PLACE
SCOTTSDALE ARIZONA
85260

SHEET:

SKE
2




COURT LIGHTING PLAN

SCALE: 1"=40'-0"



LIGHT SPILL @ 6'-0" ABOVE GRADE
LLF = .7



WYATT DESIGNS INC.
21613 N. 2ND AVE.
PHOENIX, AZ
85027

ELECTRICAL ENGINEERING SERVICES
PHONE: (623) 581-8088
FAX: (623) 581-8488

PROJECT:
 A SPORT COURT
FOR:
 CHRISTENSEN RESIDENCE
LOCATION:
 11834 N. 74th PLACE
 SCOTTSDALE ARIZONA
 85260

SHEET:

SKE
3