


FRANK LLOYD WRIGHT MONUMENT



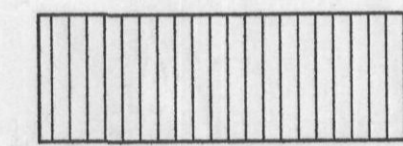
OPEN SPACE DATA

NET SITE AREA	3,639,003 S.F.
SITE COVERAGE	±22.6%
820,859 / 3,639,003 =	
OPEN SPACE	727,801 S.F.
20% X 3,639,003 S.F. =	
TOTAL OPEN SPACE PROVIDED	811,801 S.F.
FRONTAGE	363,900 S.F.
50% X 727,801 S.F. OR MAX. 50 FT.	
TOTAL FRONTAGE PROVIDED	365,581 S.F.
PARKING LOT LANDSCAPING	1,273,343 S.F.
PARKING LOT AREA	
REQUIRED PARKING LOT LANDSCAPING:	191,001 S.F.
15% X 1,273,343 S.F. =	
PARKING LOT LANDSCAPING PROVIDED =	191,556 S.F.
OTHER OPEN SPACE	446,220 S.F.
TOTAL OTHER OPEN SPACE PROVIDED	

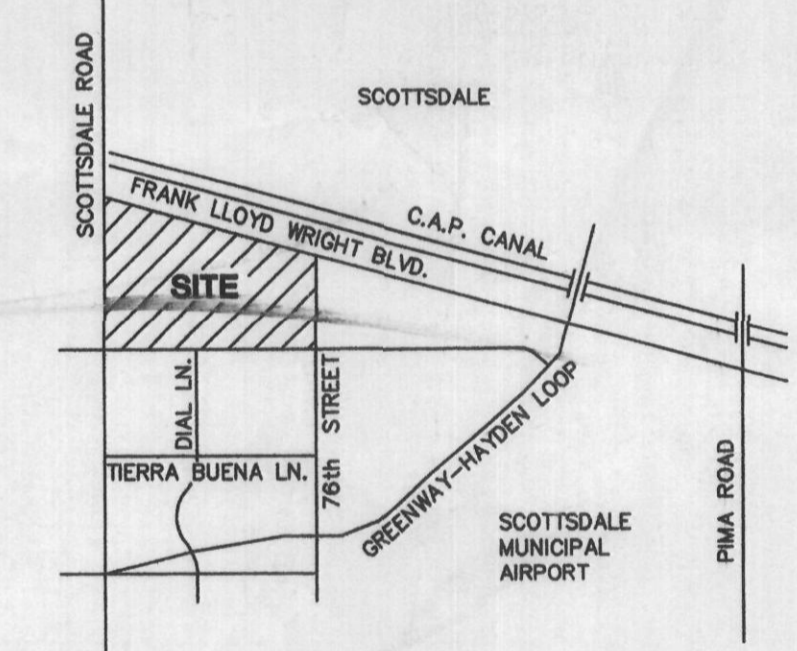

FRONTAGE OPEN SPACE



OTHER OPEN SPACE



PARKING LANDSCAPE



SITE LOCATION
NOT TO SCALE



APPROVED

DATE _____ INITIALS _____

Perk. Jones

APPROVED
FINAL PLANS PLANNING
DATE _____ APPROVED BY _____

SITE PLAN WORKSHEET

0 50' 100' 200'

Schematic drawing only. All dimensions are approximate.
11/19/01 22000
rev 01/10/03

