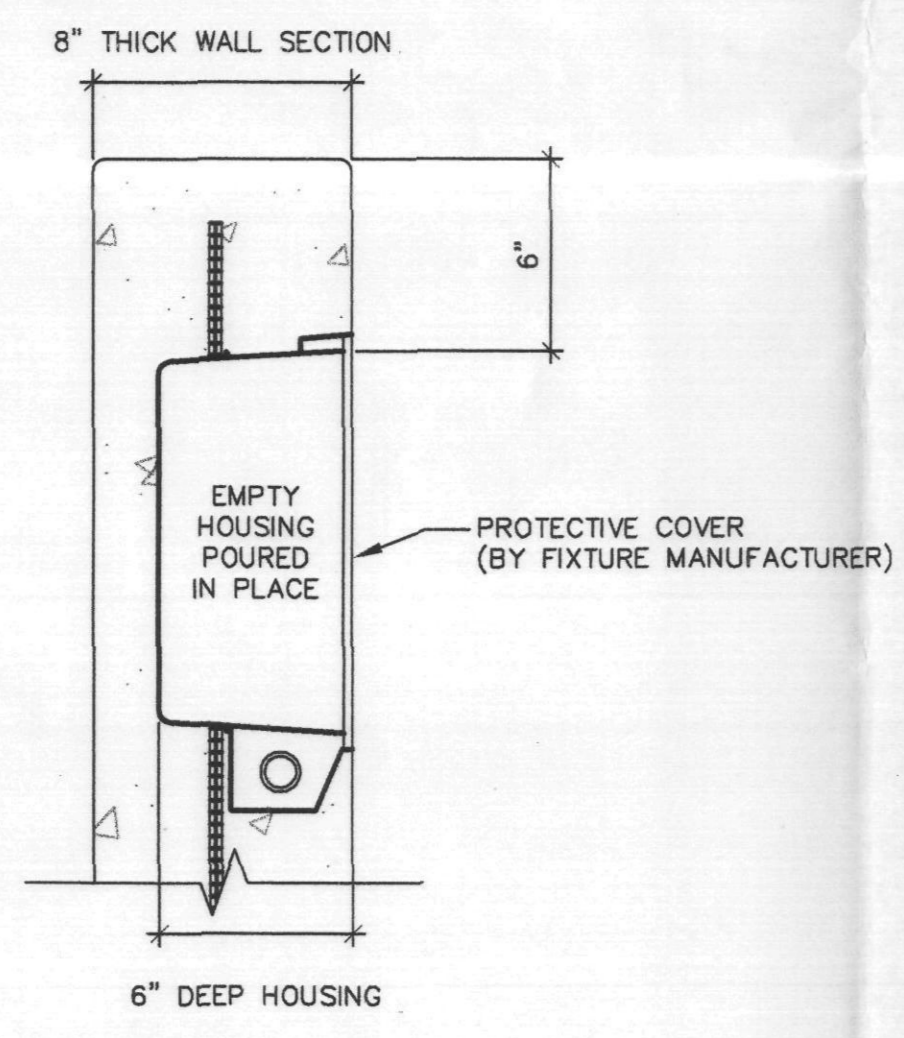


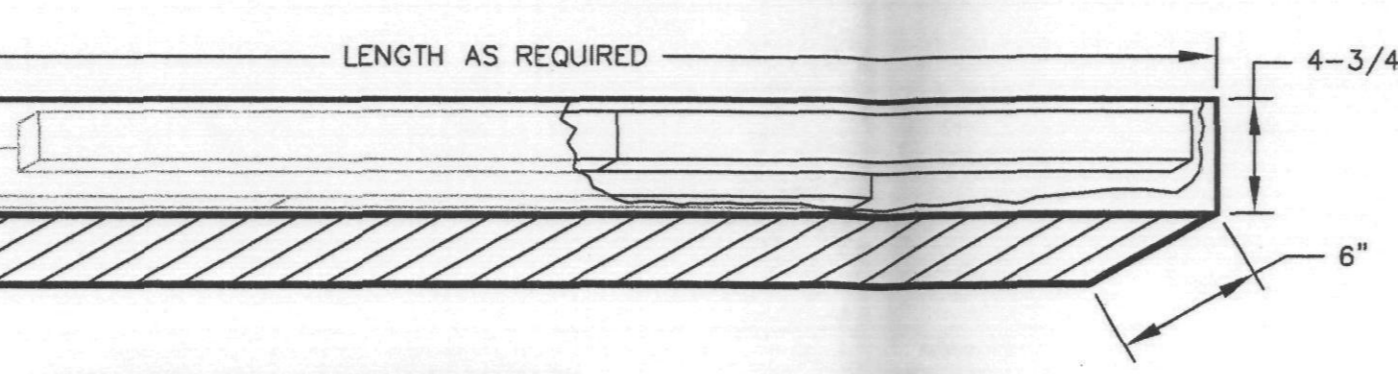
4 FIXTURE 'FF' & FF1 POLE HEIGHT DETAIL



4 FIXTURE 'NN' IN WALL MOUNTING DETAIL

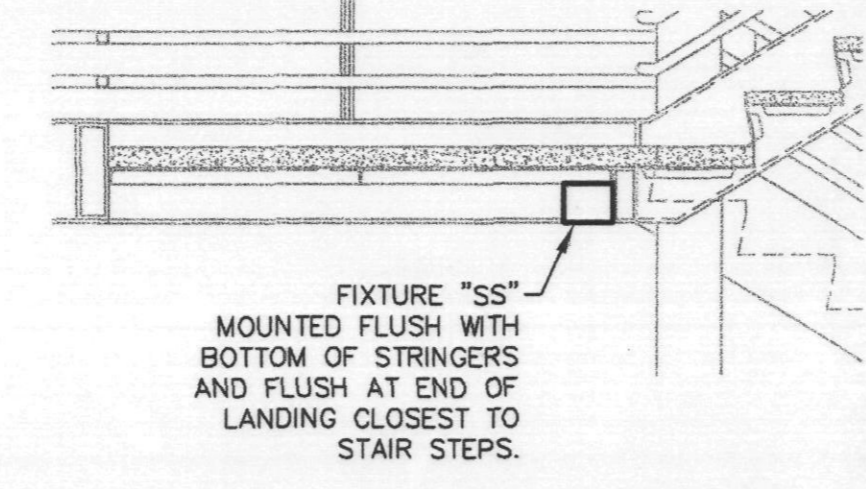
GENERAL LIGHTING NOTES.

- "EM" INDICATES A FLUORESCENT FIXTURE THAT IS PROVIDED WITH AN INTEGRAL, SELF-CONTAINED BATTERY, CHARGER, AND EMERGENCY BALLAST TO SERVE AS EMERGENCY EGRESS LIGHTING. EMERGENCY BALLASTS SHALL PROVIDE FULL LIGHT OUTPUT FROM THE LAMPS CONNECTED TO IT OR AS INDICATED IN THE LIGHTING FIXTURE SCHEDULE.
- REFER TO ARCHITECTURAL PLANS FOR EXACT PLACEMENT AND QUANTITIES OF LIGHT FIXTURES. COORDINATE PLACEMENT AND INSTALLATION OF CEILING MOUNTED ELECTRICAL ITEMS WITH OTHER TRADES TO AVOID CONFLICTS, DELAYS AND MATERIAL DAMAGE.
- INSTALL SURFACE MOUNTED EMERGENCY LIGHTING FIXTURES AND EXIT SIGNS ON EITHER WALL OR CEILING SURFACE AS DIRECTED BY THE ARCHITECT.
- UNITIZED EMERGENCY LIGHT FIXTURES, EXIT SIGNS, AND FLUORESCENT FIXTURES CONTAINING INTEGRAL BATTERIES AND CHARGING EQUIPMENT SHALL BE SERVED FROM THE SAME BRANCH CIRCUIT AS THAT SERVING THE "NORMAL" LIGHTING IN THE AREA AND SHALL BE CONNECTED TO THE UNSWITCHED LEG AHEAD OF ANY LOCAL SWITCHES. THE BRANCH CIRCUIT SHALL BE CLEARLY IDENTIFIED IN THE PANEL AS SERVING EMERGENCY LIGHTING PER NEC ARTICLE 700-12(a).
- ALL FLUORESCENT LAMPS ARE TO BE BY THE SAME MANUFACTURER.
- "NL" INDICATES AN UNSWITCHED LIGHTING FIXTURE SERVING AS A NIGHTLIGHT.
- FIXTURES ARE MATCHING EXISTING. MANUFACTURERS NOT LISTED IN FIXTURE SCHEDULE WILL NOT BE CONSIDERED.
- MOUNT EMERGENCY BATTERY PACK IN IT'S OWN ENCLOSURE NEXT TO FIXTURE.
- ELECTRICAL CONTRACTOR SHALL COORDINATE WITH PRECAST COMPANY AND SHIP TYPE "FF", "FF1" FIXTURE ANCHOR BOLTS, CONDUIT STUBOUT REQUIREMENTS AND BACKBOXES WITH CONDUIT STUBOUT REQUIREMENT FOR TYPE "NN" FIXTURE.



FIXTURE 'SS' REQUIREMENTS

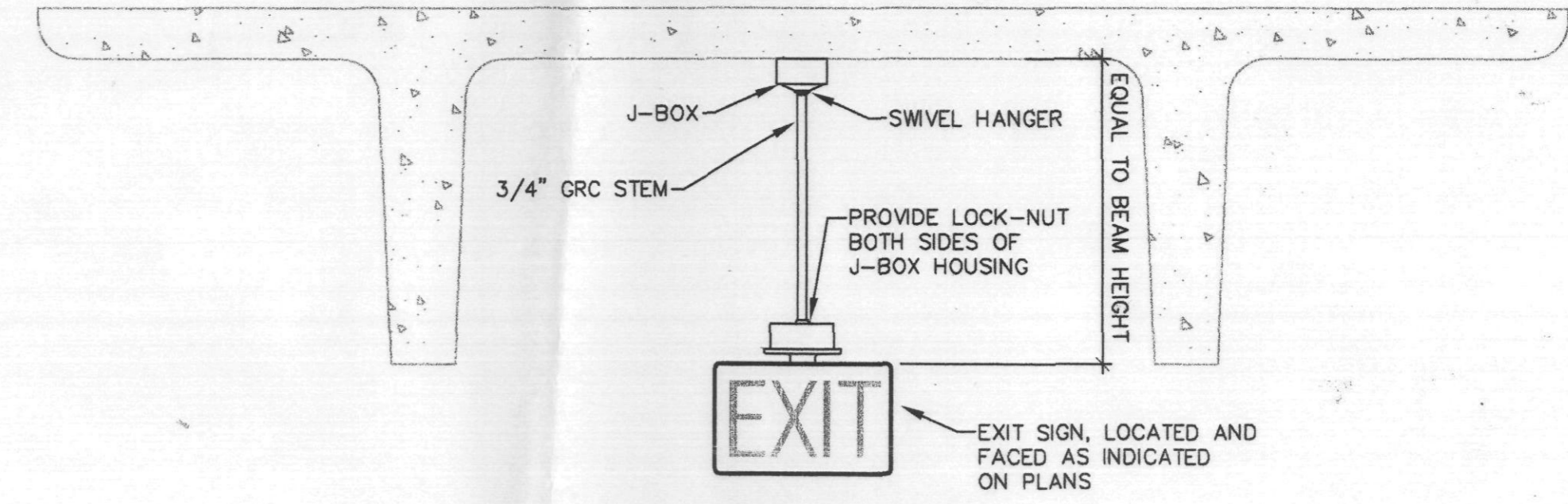
- GENERAL** - FIXTURE TO MEET REQUIREMENTS OF ELECTRICAL SPECIFICATIONS. ELECTRICAL CONTRACTOR TO SUBMIT SHOP DRAWING(S) OF FIXTURE(S) AND MOUNTING TO ARCHITECT AND ELECTRICAL ENGINEER FOR APPROVAL PRIOR TO ORDERING FIXTURE. ELECTRICAL CONTRACTOR TO FIELD VERIFY FIXTURE LENGTH REQUIREMENTS AND COORDINATE LENGTH AND MOUNTING REQUIREMENTS WITH STRUCTURAL CONTRACTOR. FIXTURE TO BE SUITABLE FOR DAMP LOCATION.
- HOUSING** - 20 GAUGE COLD-ROLLED STEEL. PAINT TO MATCH UNDERSIDE OF STAIRS.
- BALLAST** - PROVIDE ELECTRONIC 4-LAMP T-8 BALLAST AND 1400 LUMEN (MIN) EMERGENCY BATTERY (BODINE B-50 OR APPROVED EQUIAL).
- LAMPING** - PROVIDE 4 EACH F32T8/735 LAMPS. LAMPS TO BE IN TWO STAGGERED ROWS, ADJUSTABLE TO REQUIRED LENGTH OF FIXTURE.
- MOUNTING** - FIXTURE TO BE LOCATED IN PAN, UNDER STAIR LANDING AS INDICATED ON PLANS. FIXTURE LENGTH TO SPAN COMPLETE LENGTH BETWEEN C-CHANNEL STRINGERS AT EDGES OF PAN. BOTTOM OF FIXTURE TO BE FLUSH WITH BOTTOM OF STRINGERS.
- FINISH** - PAINT EXTERIOR HOUSING FINISH TO MATCH UNDERSIDE OF STAIRS. FIXTURE INTERIOR AND LOUVERS TO BE PAINTED HIGHLY REFLECTIVE WHITE. SEE ARCHITECTURAL AND ELECTRICAL SPECIFICATIONS FOR MORE INFORMATION.



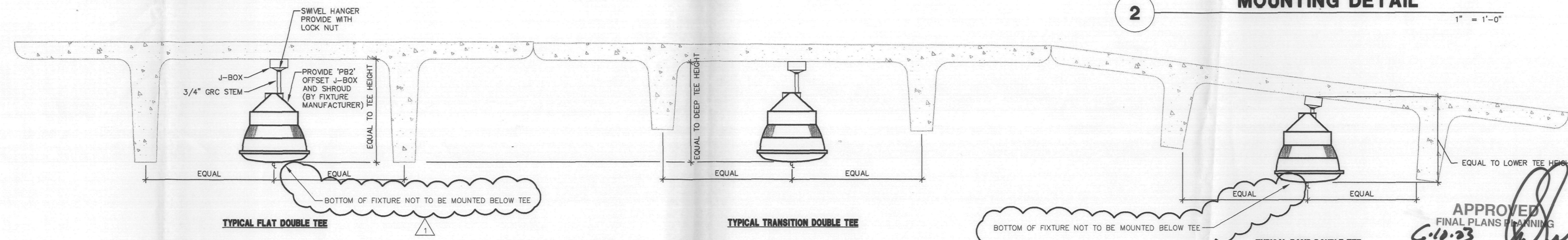
1 FIXTURE 'SS' MOUNTING AND REQUIREMENTS

TAG	FIXTURE DESCRIPTION	MANUFACTURER	CATALOG NUMBER	LAMPING		VOLTS	MOUNTING
				#	TYPE		
F	4' SURFACE MOUNTED FLUORESCENT STRIP WITH WIRE GUARD	COLUMBIA	CS4-232-EB8277-CS4W	2	F32T8-741	277	SURFACE
F1	SAME AS "F" EXCEPT WITH 1400 BODINE LUMEN B50.	COLUMBIA	CS4-232-EB8277-FLP50-CS4W	2	F32T8-741	277	SURFACE
FF	POLE TOP MOUNTED AREA LIGHT W/ TYPE V DISTRIBUTION. 10' POLE WITH 30" BASE FOR A TOTAL MOUNTING HEIGHT OF 12.5'	SPAULDING	M7H-PM-M175-VS-FG-277 (SEE NOTE BELOW)	1	175MH	277	POLE
FF1	POLE TOP MOUNTED AREA LIGHT W/ TYPE IV DISTRIBUTION. 10' POLE WITH 30" BASE FOR A TOTAL MOUNTING HEIGHT OF 12.5'	SPAULDING	M7H-PM-M175-IV-FG-277 (SEE NOTE BELOW)	1	175MH	277	POLE
G	WALL MOUNTED CAGED JELLY-JAR FIXTURE WITH COMPACT FLUORESCENT LAMP	GUTH	VFW-F32-120	1	CF26W/GX24q/741	120	WALL
GG	DECORATIVE WALL MOUNTED FIXTURE W/ FOUR LOUVERED SIDE LIGHTS, AND ROTATED 45 DEG TO FORM DIAMOND	KIM	WFC74/70MH277/WH-P/7S	1	70MH	277	WALL 6"-0" AFF TO CENTERLINE
HH	PENDANT MOUNTED SEMI-DIRECT GARAGE LIGHT.	KIM	PGL4/100MH277/PB2	1	100MH PULSE-START	277	PENDANT
HH1	PENDANT MOUNTED SEMI-DIRECT GARAGE LIGHT WITH NARROW DISTRIBUTION	KIM	PGL4/100MH277/DLN/PB2	1	100MH PULSE-START	277	PENDANT
HH2	PENDANT MOUNTED SEMI-DIRECT GARAGE LIGHT WITH QUARTZ RESTRIKE.	KIM	PGL4/100MH277/PB2/OS	1	100Q PULSE-START	277	PENDANT
HH3	PENDANT MOUNTED SEMI-DIRECT GARAGE LIGHT WITH NARROW DISTRIBUTION WITH QUARTZ RESTRIKE.	KIM	PGL4/100MH277/DLN/PB2/OS	1	100Q PULSE-START	277	PENDANT
KK	CYLINDRICAL OPEN COMPACT FLUORESCENT WITH DIE-CAST ALUMINUM HOUSING, AND ALZAK REFLECTOR	PRESCOLITE	CF8C26TEB-CR-277	1	CF26W/GX24q/735	277	SURFACE
KK1	CYLINDRICAL OPEN COMPACT FLUORESCENT WITH DICAST ALUMINUM HOUSING, AND ALZAK REFLECTOR, 42" PENDANT MOUNT	PRESCOLITE	CF8C26TEB-CR-277	1	CF26W/GX24q/735	277	PENDANT
KK3	CYLINDRICAL OPEN COMPACT FLUORESCENT WITH DICAST ALUMINUM HOUSING, AND ALZAK REFLECTOR, 42" PENDANT MOUNT	GARDDO	300-0-P42-R-26F-277-WP/PB2/B50	1	CF26W/GX24q/735	277	PENDANT NOTE 8
KK4	CYLINDRICAL OPEN COMPACT FLUORESCENT WITH DIE-CAST ALUMINUM HOUSING, AND ALZAK REFLECTOR	PRESCOLITE	CF8C26TEB-CR-277	1	CF26W/GX24q/735	277	SURFACE NOTE 8
LL	STEP LIGHT WITH SQUARE TRIM RING ROTATED 45 DEGREES TO FORM DIAMOND. SPREAD OPTICS WITH EYELID, CONFIRM COLOR WITH ARCHITECT	ARCHITECTURAL AREA LIGHTING	ASL7-SQ-EYE/CF9 277	1	CF19/735	277	SURFACE
MM1	WALL MOUNTED FULL CUTOFF FIXTURE WITH TYPE IV DISTRIBUTION AND QUARTZ RESTRIKE. CONFIRM COLOR WITH ARCHITECT	KIM	WD1404/70MH277/WH-P-QS	1	70MH	277	WALL SURFACE
NN	LOW MOUNTED FLOODLIGHT, RECESSED IN CONCRETE WALL. SYMMETRIC DOWNWARD DISTRIBUTION	KIM	LFF-10/32CFL-277 WH-P	1	CF26W/GX24q/735	277	WALL RECESSED
PP	SQUARE CONCRETE BOLLARD WITH 26W COMPACT FLUORESCENT LAMP	KIM	VSB1C-26PL277 WHP-WHC	1	CF26W/GX24q/735	277	BOLLARD
QQ	CEILING MOUNTED, SELF CONTAINED BATTERY EMERGENCY LIGHT/DOOR OPERATED	CONCEALITE	F5-90-20-SM-WH	-	WITH FIXTURE MR16ESX	277/12	SURFACE
QQ1	CEILING MOUNTED, SELF CONTAINED BATTERY EMERGENCY LIGHT/DOOR OPERATED	CONCEALITE	HWL1-20-90	-	WITH FIXTURE MR16BAB	277/12	SURFACE
RR	5" SQUARE RECESSED STEP LIGHT WITH LOUVERED LENS	BK	SQ-3-BZW	1	FRB(35MMR16 SPOT)	12	WALL RECESSED
SS	CUSTOM FLUORESCENT STAGGERED STRIP STEEL BEAM FIXTURE WITH WHITE LOUVER LENGTH TO FIT STAIR PAN (APPROX 12') UL DAMP LOCATION LISTED. SEE DETAIL SHEET EG-003	SPECIAL	CUSTOM-MADE	4	F32T8/735	277	SPECIAL
TT	WALL MOUNTED DECORATIVE FIXTURE, FULL CUT-OFF, CONFIRM COLOR WITH ARCHITECT	ARCHITECTURAL AREA LIGHTING	M3-CF/XXX	1	CF42W/GX24q/735	277	WALL SURFACE
X5	VANDAL RESISTANT LED EXIT SIGN SINGLE FACE, WALL MOUNTED CHEVRONS AS INDICATED ON PLANS	MORLITE	VRE-LED-BWM-FI-EMGN	-	LED'S INCLUDED	277	WALL
X6	VANDAL RESISTANT LED EXIT SIGN SINGLE FACE, PENDANT MOUNTED CHEVRONS AS INDICATED ON PLANS	MORLITE	VRE-LED-OM-FI-EMGN	-	LED'S INCLUDED	277	PENDANT
X7	VANDAL RESISTANT LED EXIT SIGN SINGLE FACE, PENDANT MOUNTED CHEVRONS AS INDICATED ON PLANS	MORLITE	VRE-LED-SF-BWM-FI-EMGN-WL	-	LED'S INCLUDED	277	PENDANT

NOTE: TYPE FF AND FF1 POLE AND FIXTURE SHALL HAVE DARK BRONZE, FLAT NON-REFLECTIVE FINISH



2 EXIT 'X6' MOUNTING DETAIL



3 FIXTURE 'HH' SERIES MOUNTING DETAIL


ARIZONA REVISED STATUTES 32-1129.01.
 NOTICE OF EXTENDED CERTIFICATION AND APPROVAL PERIOD PROVISION.
 This contract allows the owner to certify and approve billings and estimates within 30 days after the billings and estimates are received from the contractor.
 NOTICE OF EXTENDED PAYMENT PROVISION.
 This contract allows the owner to make payments within 30 days after certification and approval of billings and estimates.

BVA Baltes/Valentino Associates, Limited
 Engineering for Building Owners
 Mechanical & Electrical Consulting Engineers
 7250 N. 16th St. #102 • Phoenix, AZ 85000 • (602) 371-1333
 www.bvaeng.com E-Mail cad@bvaeng.com

DESIGNED BY: J. YURKUS
 DRAWN BY: GPA

THIS DRAWING IS AN INSTRUMENT OF SERVICE AND THE PROPERTY OF BALTES/VALENTINO ASSOCIATES, LIMITED. IT IS TO BE USED WITHOUT THEIR WRITTEN PERMISSION. © COPYRIGHT 2001 BALTES/VALENTINO ASSOCIATES, LTD. 7250 NORTH 16TH STREET, SUITE 102 PHOENIX, ARIZONA 85000 602-371-1333 FAX 602-371-0815 E-MAIL cad@bvaeng.com www.bvaeng.com

PARKING GARAGE
 SEC FRANK LLOYD BOULEVARD
 AND SCOTTSDALE ROAD
 SCOTTSDALE, AZ



DATE ISSUED	31 JAN 03
DRAWN BY	GPA
CHECKED BY	J. YURKUS
PROJECT NO.	001730
CADD FILE	
DRAWING NO.	

EG-002
 LTG FIXTURE SCHEDULE
 SCALE: AS NOTED