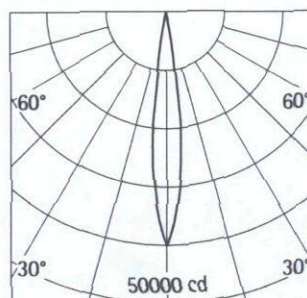
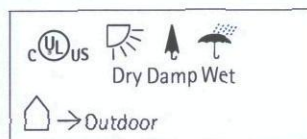

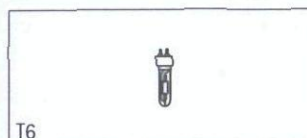
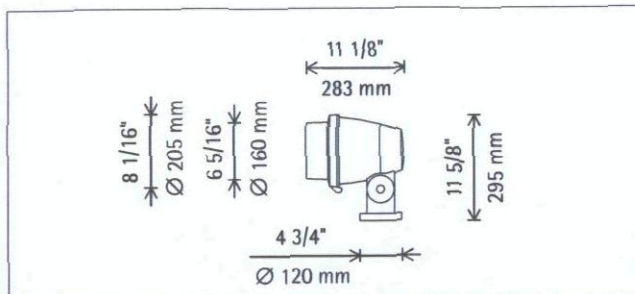



# ERCO

## Beamer II Projector

with mounting bracket for metal halide lamps



T6 39W G12 3400lm

h(ft)	E(fc)	D
6	1114	1'3"
12	278	2'9"
18	124	4'1"
24	70	5'6"
30	45	6'10"

**34068.023** Graphit m  
T6 39W G12 3400lm  
ECG

### Product description

For mounting on accessories.  
Housing, hinge and mounting bracket: corrosion-resistant, cast aluminum, No-rinse surface treatment. Double powder-coated. Optimized surface for reduced accumulation of dirt. Hinge with internal wiring, 130° tilt. Graduated disc: stainless steel.

Electronic control gear 120V, 60Hz.  
Heat-resistant cable with plug.

**Spot reflector: aluminum, silver**  
anodized, specular.

Screw-fastened snoot with safety glass: corrosion-resistant cast aluminum, double powder-coated. **Cross-baffle: metal, black lacquered.** Cut-off angle 50°. Without spill light.

Mounting accessories to be ordered separately.

Weight 12.35lbs / 5.60kg

Maximum wind load area 0.65ft²


ERCO Lighting, Inc.  
160 Raritan Center Parkway  
Suite 10  
Edison, NJ 08837  
USA  
Tel.: +1 732 225 8856  
Fax: +1 732 225 8857  
info.us@erco.com

Technical Region: 120V/60Hz  
Edition: 11.15.2007  
Please download latest version from  
[www.erco.com/34068.023](http://www.erco.com/34068.023)

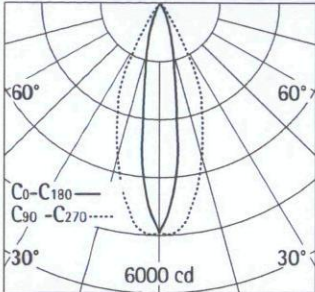
# ERCO

## Beamer II Projector

### Accessories




**74473.000**  
Sculpture lens  
Only in conjunction with:  
74403.000




T6 39W G12 3400lm


h(ft)	E(fc)	D	C0	C90
		16"	42°	
6	131	1'8"	4'7"	
12	33	3'4"	9'3"	
18	15	5'1"	13'10"	
24	8	6'9"	18'5"	
30	5	8'5"	23'0"	




**74438.000**  
Softec lens  
Only in conjunction with:  
74403.000




**74471.000**  
Skintone filter  
Only in conjunction with:  
74403.000




**74468.000**  
Daylight conversion filter  
Only in conjunction with:  
74403.000




**74459.000**  
Dichroic color filter  
Magenta  
Only in conjunction with:  
74403.000




**74460.000**  
Dichroic color filter  
Amber  
Only in conjunction with:  
74403.000



**74461.000**  
Dichroic color filter  
Sky blue  
Only in conjunction with:  
74403.000




**74462.000**  
Dichroic color filter  
Night blue  
Only in conjunction with:  
74403.000




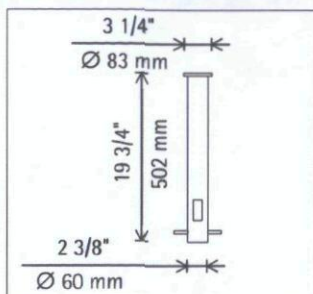
**74403.000**  
Mounting ring  
for max. 2 filters or lenses.  
Aluminum, black powder-coated.




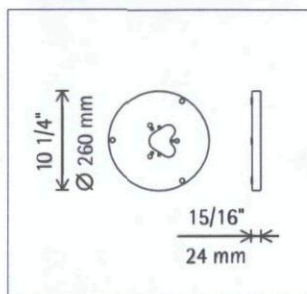
## Accessories




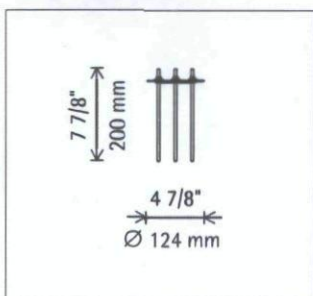
**33975.000**  
Ground socket  
Metal, hot-dip galvanised.  
Cable entry.  
Weight 3.86lbs / 1.75kg



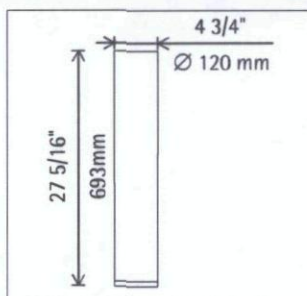
**33982.000**  
Mounting plate  
Corrosion-resistant cast aluminum,  
No-Rinse surface treatment.  
Graphit m, double powder-coated.  
Weight 3.75lbs / 1.70kg  
☀️ ⬆️ ⬆️ ⬆️ → Outdoor  
DryDampWet



**33980.000**  
Concrete anchor  
Mounting plates with threaded bar  
and fixing screws. Individual parts  
to be assembled on-site.  
Weight 0.66lbs / 0.30kg



**34962.023**  
Upright supporting tube  
Metal, hot-dip galvanised.  
Graphit m, double powder-coated.  
Mounting bracket: metal.  
5-pole terminal block for cable  
5xAWG14. Through-wiring possible.  
3-pole terminal block for luminaire  
connection.  
Luminaire rotatable through 360°.  
Suitable for wet location (IP44) in  
connection with mounted lumi-  
naire.  
Weight 12.35lbs / 5.60kg  
☀️ ⬆️ ⬆️ ⬆️ → Outdoor  
DryDampWet




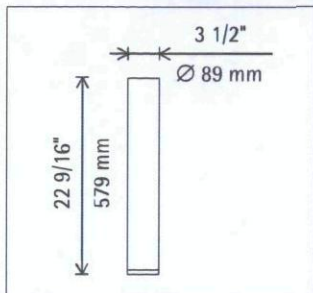
## Accessories



### 34963.023

Upright supporting tube for adapter sleeves.  
Metal, hot-dip galvanized.  
Graphit m, double powder-coated.  
Mounting bracket: metal.  
5-pole terminal block for cable 5xAWG14. Through-wiring possible.  
Suitable for wet locations (IP44) in connection with accessories.  
Not for concrete anchor 33980.000 and mounting plate 33982.000.  
Weight 3.31lbs / 1.50kg


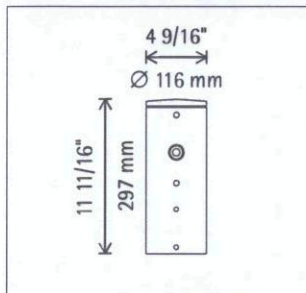
☉ ☂ ☕ ☔ ☐ → Outdoor  
DryDampWet



### 34959.023

Adapter sleeve for upright supporting tubes  $\varnothing$  3 1/2" / 89mm and cantilever arms.  
Housing and cover: corrosion-resistant, cast aluminum, No-rinse surface treatment. Graphit m, double powder-coated. Screw mounting.  
Terminal block 5xAWG14. Through-wiring possible. 2 cable entries for cantilever arms.  
Suitable for wet location (IP44) in connection with accessories.  
Upright supporting tubes  $\varnothing$  3 1/2" / 89mm and cantilever arms to be ordered separately.  
Weight 7.05lbs / 3.20kg


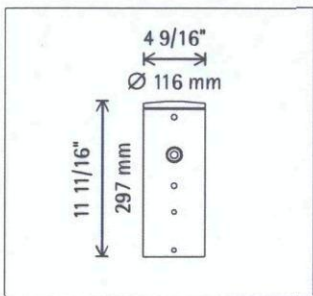
☉ ☂ ☕ ☔ ☐ → Outdoor  
DryDampWet



### 34958.023

Adapter sleeve for tubes  $\varnothing$  3" / 76mm and cantilever arms.  
Housing and cover: corrosion-resistant, cast aluminum, No-rinse surface treatment. Graphit m, double powder-coated. Screw mounting.  
Terminal block 5xAWG14. Through-wiring possible. 2 cable entries for cantilever arms.  
Suitable for wet location (IP44) in connection with accessories.  
Cantilever arms to be ordered separately.  
Tubes  $\varnothing$  3" / 76mm to be ordered separately.  
Weight 8.38lbs / 3.80kg

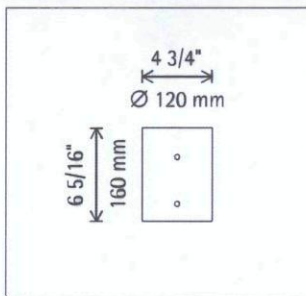
☉ ☂ ☕ ☔ ☐ → Outdoor  
DryDampWet



### 34960.023

Adapter sleeve for tubes  $\varnothing$  3" / 76mm.  
Housing: corrosion-resistant, cast aluminum, No-rinse surface treatment. Graphit m, double powder-coated. Screw mounting.  
3-pole terminal block for luminaire connection. Through-wiring possible.  
Luminaire rotatable through 360°. Suitable for wet location (IP44) in connection with mounted luminaire.  
Weight 5.62lbs / 2.55kg


☉ ☂ ☕ ☔ ☐ → Outdoor  
DryDampWet





## Beamer II Projector

### Accessories



#### 34961.023

Adapter sleeve  
for upright supporting tubes  $\varnothing$  3 1/2" / 89mm.


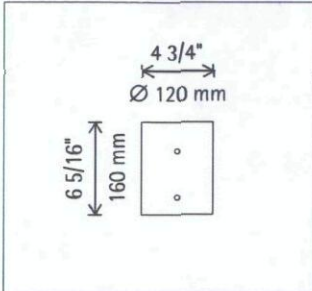
Housing: corrosion-resistant, cast aluminum, No-rinse surface treatment. Graphit m, double powder-coated. Screw mounting.

3-pole terminal block for luminaire connection. Through-wiring possible.

Luminaire rotatable through 360°. Suitable for wet location (IP44) in connection with mounted luminaire.

Weight 4.30lbs / 1.95kg

☉ US ☂ ☕ ☔ ☔ → Outdoor  
DryDampWet



#### 34957.023

Side-mounted sleeve

Mounting on adapter sleeve.

Housing: corrosion-resistant, cast aluminum, No-rinse surface treatment. Graphit m double powder-coated.

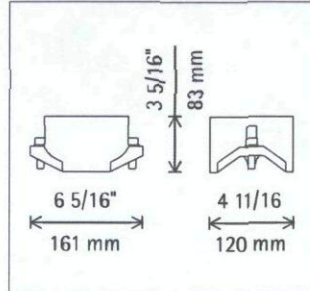
1 cable entry. 3-pole terminal block for luminaire connection.

Luminaire rotatable through 360°.

Suitable for wet location (IP64) in connection with mounted luminaire.

Weight 1.98lbs / 0.90kg

☉ US ☂ ☕ ☔ ☔ → Outdoor  
DryDampWet



#### 34950.023

Cantilever arm

For mounting on adapter sleeve or wall. For standing luminaire installation.

Housing: corrosion-resistant, cast aluminum, No-rinse surface treatment. Graphit m, double powder-coated.

Inspection cover: corrosion-resistant, cast aluminum, graphit m, double powder-coated.

1 cable entry. 3-pole terminal block for luminaire connection.

Luminaire rotatable through 360°. Suitable for wet location (IP44) in connection with mounted luminaire.

Weight 8.62lbs / 3.91kg

☉ US ☂ ☕ ☔ ☔ → Outdoor  
DryDampWet

