

PH2 addition
 (part of bldg. no. 1)
 LOBBY EXPANSION
 FLOOR AREA: 1,418 SF
 FOOTPRINT: 1,507 SF
 FF: 2282.0'

PH2 play area

existing [bldg. no. 11]
 WORSHIP CENTER, ADMINISTRATION +
 FLOOR CLASSROOMS
 FLOOR AREA: 27,220 SF
 FOOTPRINT: 21,754 SF
 FF: 2270.0' + 2282.0'

PH2 [bldg. no. 2]
 YOUTH SHELL BUILDING
 FLOOR AREA: 9,475 SF
 FOOTPRINT: 10,024 SF
 FF: 2270.0'

PH2 plaza expansion

1 electrical site plan
 1" = 30'-0"

key notes

1. INTERCEPT EXISTING CONDUIT AND EXTEND.
2. FEED THROUGH TIMELOCK IN USHER'S ROOM, #108.
3. EXISTING LIGHT POLE TO BE REMOVED. CONTRACTOR TO EXTEND EXISTING CONDUIT AND WIRE TO ENSURE CONTINUED PROPER OPERATION OF SITE POLES. CONTRACTOR TO OFFER LIGHT POLE TO OWNER AND PROPERLY DISPOSE IF NOT WANTED.
4. MATCH EXISTING LANDSCAPE RECEPTACLE TYPE AND ENCLOSURE. NEMA-3R. (TYPICAL)

general notes

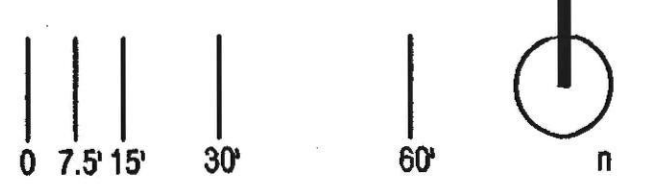
- A. ALL EXTERIOR DEVICES SHALL BE NEMA-3R RATED.
- B. ALL EXTERIOR RECEPTACLES SHALL BE GFCI TYPE.

20 JANUARY 2009
 FIRST REVIEW

construction documents

E1

photometric site plan
 1" = 30'-0"



sfa
PHASE 2

scottsdale first assembly
 28700 north pima road
 scottsdale, arizona 85262

september 2008
 © copyright 2009
 0779

DeBARTOLO architects
 4450 north twelfth street
 number 268
 phoenix, arizona 85014
 tel 602.264.8817
 fax 602.264.0891
 Jack3@debartoloarchitects.com

30-DR-2003#3
 1765-08-2
APPROVED
 FINAL PLANS PLANNING
 2-19-2009
 DATE APPROVED BY

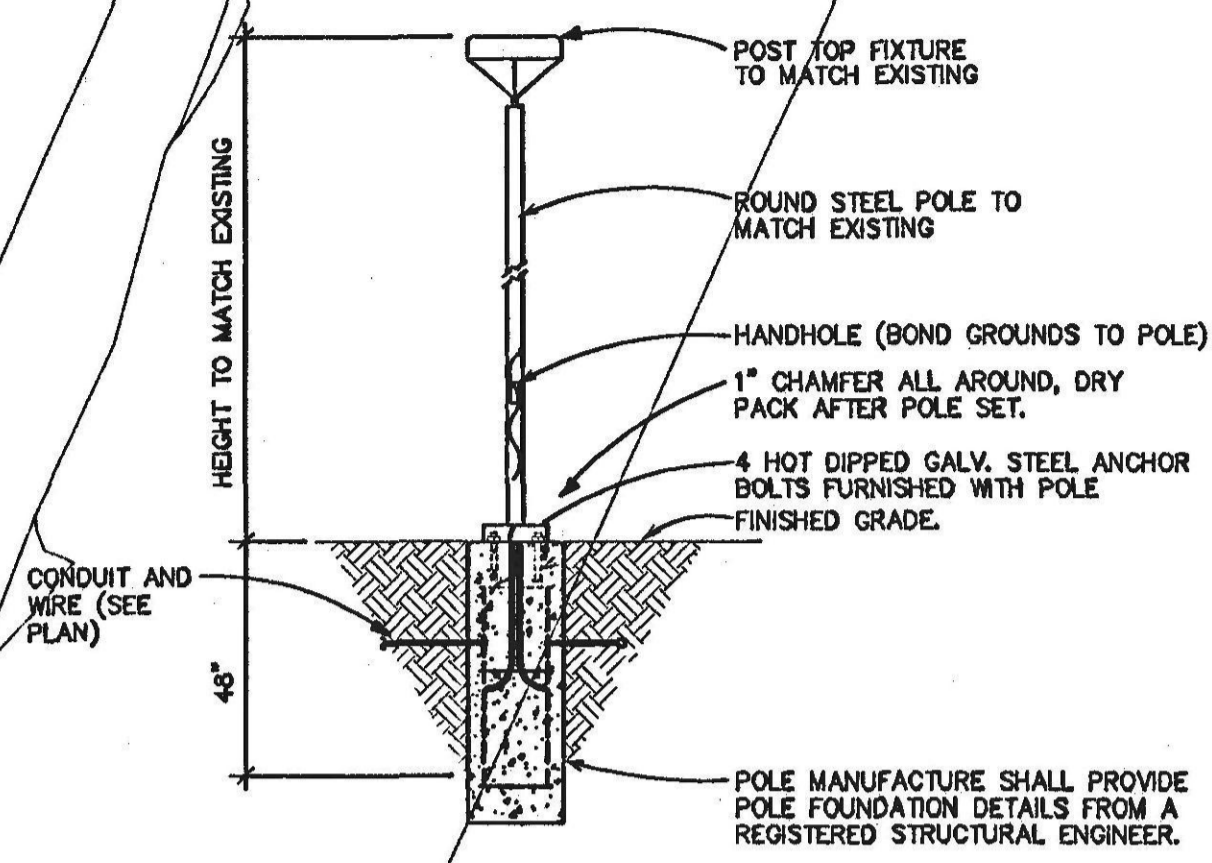


28122.00
Sullivan Designs Inc.
 Mechanical / Electrical Consulting Engineers
 7878 North 16th Street Suite 270
 Phoenix, Arizona 85020
 Voice 602.943.8424 Fax 602.943.7991

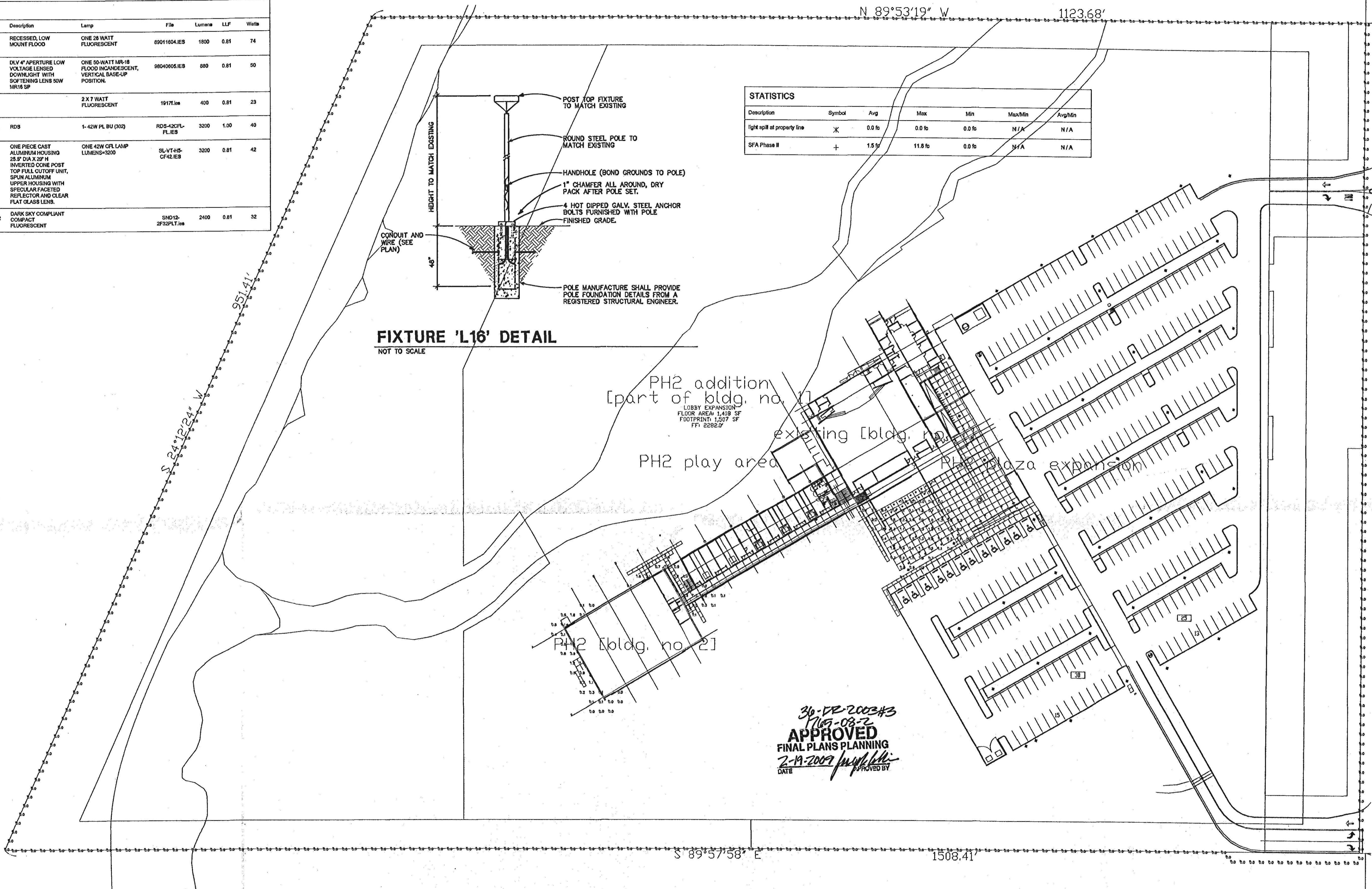
APN: 216-70-008-A
 DRB: 36-DR-2003#3
 BLD. PL.: #1765-08-2
 IMP. PL.: #1765-08-3
 NAT. PLANT: 5-NP-2008

Symbol	Label	Qty	Catalog Number	Description	Lamp	File	Lumens	LLF	Watts
—	L15	8		RECESSED, LOW MOUNT FLOOD	ONE 28 WATT FLUORESCENT	89011604.E8	1800	0.81	74
○	L4	21		DLY 4" APERTURE LOW VOLTAGE LENSED DOWNLIGHT WITH SOFTENING LENS SOW MR16 SP	ONE 50-WATT MR-16 FLOOD INCANDESCENT, VERTICAL BASE-UP POSITION.	98040605.E8	800	0.81	50
○	L8	4	COLE 2127		2 X 7 WATT FLUORESCENT	1917.L8	400	0.81	23
○	L17	22	LSI RDS-42CFL-FL	RDS	1-42W PL BU (302)	RDS-42CFL-FL.E8	3200	1.00	40
○	SA	0	SL-VT-H5-CF42		ONE 42W CFL LAMP LUMENS=3200	SL-VT-H5-CF42.E8	3200	0.81	42
□	L28	2	SND-12-1-F32-PL-2	DARK SKY COMPLIANT COMPACT FLUORESCENT		SND12-2F32PLT.L8	2400	0.81	32

Description	Symbol	Avg	Max	Min	Max/Min	Avg/Min
light spill at property line	X	0.0 fc	0.0 fc	0.0 fc	N/A	N/A
SFA Phase II	+	1.5 fc	11.8 fc	0.0 fc	N/A	N/A



FIXTURE 'L16' DETAIL
NOT TO SCALE



30-DR-2003#3
1709-08-2
APPROVED
FINAL PLANS PLANNING
2-19-2009
DATE: 2-19-2009
APPROVED BY: [Signature]

20 JANUARY 2009
FIRST REVIEW
construction documents

E9

photometric site plan
1" = 60'-0"



sfa
PHASE 2

scottsdale first assembly
28700 north plma road
scottsdale, arizona 85262


september 2008
© copyright 2009
0779

DeBARTOLO architects
4450 north twelfth street
number 268
phoenix, arizona 85014
tel 602.264.8617
fax 602.264.0891

jack3@debartoloarchitects.com

9 photometric site plan
1"=30'-0"

MODIFIED ENTIRE SHEET



26122.00
Sullivan Designs Inc.
Mechanical / Electrical Consulting Engineers
7878 North 16th Street Suite 270
Phoenix, Arizona 85020
Voice 602.943.8424 Fax 602.943.7931

APN: 216-70-008-A
DRB: 36-DR-2003#3
BLD. PL.: #1765-08-2
IMP. PL.: #1765-08-3
NAT. PLANT: 5-NP-2008