McGRAW-EDISON

energy solutions

Catalog #	Type
Project	SA/SB/SC
Comments	Date
Prepared by	

DESCRIPTION

The Cirrus series sets the standard in flexibility for architectural area lighting. The Cirrus is available in three (3) sizes, so a single look can be carried through diverse areas of a project. Combined with three (3) mounting varieties, ten (10) optical packages and numerous colors, the Cirrus offers unparalleled variety in one family of fixtures. U.L. listed and CSA certified for wet locations.

The Cirrus offers features so versatile that it can be used in small areas such as walkways and large areas like parking lots, while maintaining a look of continuity throughout.

SPECIFICATION FEATURES

A ... Housing
Spun-aluminum top is finished in polyester powder coat. Rounded shape reduces EPA and pole size requirements.

B ... Ballast
Long life core-and-coil HID ballast is hard mounted for cooler operation. Pole mounted ballast assembly for luminous units only.

C ... Reflector
Controlled and fully rotatable optics offer ten (10) distinct beam patterns. Precision hydroformed or premium segmented optical modules available. Hydroformed optical modules utilize highly specular anodized aluminum for strong repeatable performance.

Cirrus's premium segmented optical modules use reflective specular inserts assembled into a rigid cage assembly utilizing no rivets or attachment in the optical area that risk streaking or reduced performance.

D ... Structural Frame
Heavy-duty, die-cast aluminum frame is the main load-bearing structure for arm, yoke or spider mountings and serves as a heat sink for cooler operation and longer ballast life.

E ... Door
Die-cast aluminum door frame has concealed hinges and is flush with the bottom of the housing.

F ... Lens
Thermal shock- and impact-resistant clear tempered flat glass.

G ... Socket
Porcelain screw-shell socket fits mogul-base HID lamps. Medium-base lamps are standard for formed optics 150W and below and segmented optics up to 175W.

H ... Mounting
Variety of arm, spider, yoke or wall mounting configurations. Spider and yoke feature black polyester powder coat supported pipes for a detailed, controlled appearance.

I ... Poles
Round straight steel or aluminum poles with matched pole top and base cover available.



CI
CIRRUS

70 - 1000W
Pulse Start Metal Halide
High Pressure Sodium
Metal Halide

ARCHITECTURAL
AREA LUMINAIRE

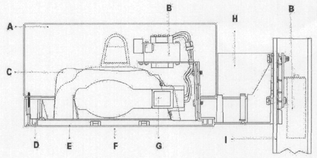

ENERGY DATA
Hi-Reactance Ballast Input Watts
70W HPS HPF (90 Watts)
70W MP HPF (94 Watts)
100W HPS HPF (115 Watts)
100W MP HPF (129 Watts)
150W HPS HPF (170 Watts)
150W MP HPF (185 Watts)

CWA Ballast Input Watts
175W MP HPF (198 Watts) ①
200W MP HPF (227 Watts) ①
250W HPS HPF (295 Watts)
250W MP HPF (283 Watts) ①
320W MP HPF (361 Watts) ①
350W MP HPF (397 Watts) ①
400W HPS HPF (457 Watts)
400W MP HPF (452 Watts) ①
450W MP HPF (508 Watts) ①
750W HPS HPF (840 Watts)
750W MP HPF (820 Watts)
1000W HPS HPF (1100 Watts)
1000W MP HPF (1070 Watts)
1000W MH HPF (1080 Watts)

EPA
Effective Projected Area: (Sq. Ft.)

CIS/CIQ	Arm Mount	1.19
	Spider/Yoke Mount	1.13
CIM	Arm Mount	1.70
	Spider/Yoke Mount	1.52
CIL	Arm Mount	2.36
	Spider/Yoke Mount	2.10

SHIPPING DATA
Approximate Net Weight: 65 lbs. (29 kgs.)

DARK SKY COMPLIANT — ECO Full Cutoff
In solid top configurations only.

DIMENSIONS

YOKE MOUNT — SPIDER MOUNT — ARM MOUNT

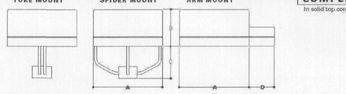

Fixture	A	B	C	D
CIS/CIQ (in.)	20 1/2	19 1/4	11	6
(mm)	521	489	279	152
CIM (in.)	24	12 1/8	12 5/8	7 1/2
(mm)	610	308	321	191
CIL (in.)	28	14 1/4	14	9
(mm)	711	362	406	229

COOPER Lighting
www.cooperlighting.com

Specifications and Dimensions subject to change without notice.
Consult your representative for additional options and finishes.

ADH002580
04/15/2009 10:19:35 AM

TYPE: SA,SB,SC

CI CIRRUS

ORDERING INFORMATION

Sample Number: CIM-AM-400-MP-MT-RP-BK

Product Family	Lamp Wattage [4]	Lamp Type	Voltage [5]	Distribution	Color [19]	Options [14]
CIS[1] Cirrus Small Solid Top	**MP** 20=20W	**MP** Pulse Start Metal Halide	120=120V	1P=Type I Formed[19]	**AP**=Gray	p=Single Fuse (120, 277 or 347V)
CIQ[1] Cirrus Small Luminous Top	100=100W	**HPS**=High Pressure Sodium	208=208V	2P=Type II Formed	**BZ**=Bronze	FP=Double Fuse (208, 240 or 480V)
CIM[1,3] Cirrus Medium Solid Top	**150**=150W	**MH**=Metal Halide[9]	240=240V	2S=Type II Segmented[9, 11]	**BK**=Black	L=Lamp included
CIL[1] Cirrus Large Solid Top	175=175W		277=277V	3P=Type III Formed	**WH**=White	PE=Button Type Photocontrol[18] (Specify Voltage)
	200=200W		480=480V	3S=Type III Segmented[9, 11]	**DP**=Dark Platinum	R=NEMA Twistlock Photocontrol Receptacle
Mounting Method	250=250W		MT=Multi-Tap[9]	4S=Type IV Segmented[9, 11]	**GM**=Graphite Metallic	HS=House Side Shield
AM=Arm Mount	320=320W		TT=Triple Tap[9]	5P=Type V Formed		VS=Vertical Shield[14]
YM=Yoke Mount[6]	350=350W			5S=Type V Segmented[9, 11]		
SM=Spider Mount[6]	400=400W			FT=Forward Throw		**Accessories** [21]
	450=450W			SL=Split Light Eliminator[9, 13]		**MA1001XX**=Wall Bracket for Solid Top
	750=750W					**MA1003XX**=Wall Bracket for Luminous[16] Top
	875=875W					**DA1RA1010**=NEMA Twistlock Photocontrol - Multi-Tap
	1000=1000W[8]					**DA1RA1027**=NEMA Twistlock Photocontrol - 480V
MS						
20=20W						
100=100W						
150=150W						
250=250W						
400=400W						
750=750W						
1000=1000W[8]						
MH						
175=175W						
250=250W						
400=400W						
1000=1000W						

Notes: 1 Available in 120 or 277V only. 2 Not available with segmented optics. 3 Requires 4" round straight pole for CSI. 5" round straight pole for CSQ and CIM. 6" round straight pole for CIL. 4 Lamps are pulse start metal halide except where noted. 5 Voltage is for ballast only. 6 Not for formed optics and 250-750W segmented optics. Standard with mogul-base socket for 175-1000W. 7 Requires reduced envelope lamp. 8 Not available in medium housing. 9 175, 250 and 400W MH available for non-US markets only. 10 Product also available in non-US voltages and 50Hz for international markets. Consult factory for availability and ordering information. 11 Multi-Tap ballast is 120/208/240/277V wired 277V. Triple Tap ballast is 120/277/347V wired 347V. 12 Medium housing fixtures only. 13 Maximum wattage on segmented optical distribution is 400W. 14 1000W SLZ only. 15 Requires 6" round housing. 16 Other finish options available, including a full line of RAL color matched. Consult your Cooper Lighting Representative. 18 Add as suffix in the order drawer. 19 Not available for CIQ. 20 400W Maximum. 17 Order separately, replace XX with color suffix. 18 Not for use with 250W HPS.

WATTAGE TABLE

Fixture	Source	Wattage
CIS (Cirrus Small) [1]	Pulse-Start Metal Halide (MP)	70, 100, 150, 175, 200W
	High Pressure Sodium (HPS)	70, 100, 150, 250W
	Metal Halide (MH)	175, 250W
CIM (Cirrus Medium)	Pulse-Start Metal Halide (MP)	150, 175, 200, 250, 320, 350, 400, 450, 750, 875, 1000W
	High Pressure Sodium (HPS)	150, 250, 400, 750W
	Metal Halide (MH)	175, 250, 400, 1000W
CIL (Cirrus Large)	Pulse Start Metal Halide (MP)	250, 320, 350, 400, 450, 750, 875, 1000W
	High Pressure Sodium (HPS)	250, 400, 750, 1000W
	Metal Halide (MH)	250, 400, 1000W

[1] 200W for application Cirrus Small Crew Top

DRILL PATTERN

TYPE #2

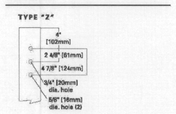

COOPER Lighting
www.cooperlighting.com

Specifications and Dimensions subject to change without notice.
McGraw-Edison • Customer First Center • 1121 Highway 74 South • Peachtree City, GA 30269 • TEL 770.486.4800 • FAX 770.486.4801

ADH002580
04/15/2009 10:19:35 AM

LITHONIA LIGHTING

Catalog Number
Notes
Type: SD/SDE

FEATURES & SPECIFICATIONS

INTENDED USE — For building- and wall-mounted applications.

CONSTRUCTION — Rugged, die-cast, single-piece aluminum housing. Die-cast door frame has a 1/8" thick tempered glass lens. Door frame is fully gasketed with one-piece solid silicone.

FINISH — Standard finish is textured dark bronze (DDBT) corrosion resistant polyester powder finish. Additional architectural colors are available; see www.lithonia.com/archcolors. Striping is also available.

OPTICAL SYSTEM — Segmented reflectors for superior uniformity and control. Reflectors are other change-able. Three full cutoff downlight distributions available: FT (forward throw), MD (medium throw) and WT (wide throw). Six uplight distributions available: FTU (forward throw, 10% up), MDU (medium throw, 10% up), WTU (wide throw, 10% up) and MDU5 (up/down medium throw, 50% up/50% down), WTUP (pencil beam) and WTUC (column beam).

ELECTRICAL SYSTEM — Ballast: 50W-150W utilizes a high reactance, high power factor ballast. Metal halide 150W and below are standard with pulse-start technology. 35S utilizes a reactance high power factor ballast. 175W utilizes a constant-wattage auto transformer ballast. Quick disconnect plug easily disconnects reflector from ballast. Ballasts are 100% factory-tested. CSA, NOM or INT1 required for probe start shipments outside of the US for 175M. Not available 175M SCWA. Ceramic metal halide lamps are recommended for use in applications where superior color rendition, lumen maintenance and longer lamp life are desired.

Socket: Porcelain, medium-base socket with copper alloy, nickel-plated screw shell and center contact. UL listed 660W, 600V 4KV pulse rated.

INSTALLATION — Universal mounting mechanism with integral mounting support allows fixture to hinge down. Bubble level provides correct alignment with every installation.

LISTING — UL Listed (standard). CSA Certified (see Options). Suitable for wet locations (lamp location listed in lens orientation). WLU option offers wet location listing in up orientation (see Options). IP65 rated. 25°C ambient.

NOTE: Specifications subject to change without notice.

Decorative Wall-Mounted Lighting

WSR

METAL HALIDE
50W-175W
HIGH PRESSURE SODIUM
35W-150W

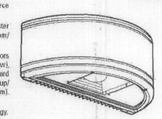

Specifications
Length: 18.6 (45.7)
Depth: 8.0 (22.6)
Overall Height: 7.25 (18.4)
*Weight: 30 lbs (13.6 kg)
* Weight as configured in example below.
All dimensions are inches (centimeters) unless otherwise specified.

ORDERING INFORMATION

For shortest lead times, configure product using **standard options (shown in bold)**.
Example: WSR 100M MD TB LPI

WSR

Series	Wattage/source	Distribution	Voltage	Ballast	Options	Lamp[21]
WSR	High pressure sodium: 35S[1], 50S, 70S, 100S, 150S; Ceramic metal halide: 50M[2], **70M**, **100M**, **150M**, 175M[23]	Downlight distributions: **FT Forward throw**; **MD Medium throw (coated lamp std.)**; WT Wide throw; Uplight distributions: FTU Forward throw with 10% uplight; **MDU Medium throw with 10% uplight (coated lamp std.)**; WTU Wide throw with 10% uplight; **MDU5 Up/down medium throw with 50% uplight & 50% downlight (coated lamp std.)**; WTUP Pencil beam[2,3]; WTUC Column beam[2,3]	**120**; 208; 240; **277**; **347**; **TP** 230/50HZ[8]	[blank] **Magnetic ballast**; CWI Constant wattage isolated; Pulse Start Metal Halide; SCWA Super CWA pulse start ballast[7]	Shipped installed in fixture: DL Damp location[9]; ELDW Emergency lighting wet location[5]; **GEB10IS Instant start electronic ballast <10% THD**; GEB10RS Rapid start electronic ballast <10% THD; GLR Internal fast-blow fusing; RIF1 Radio interference filter, one per fixture; RIF2 Radio interference filter, one per ballast; CSA Listed and labeled to comply with Canadian Standards	**LPI Lamp included**; LALP Less lamp

Outright color options[22]: BLU Blue, GRN Green, RED Red, YEL Yellow

Accessories[21]
Order as separate catalog number.
WSBBW Surface-mounted back box
WSUT5 Uplift 5 degrees

Options:
Shipped installed in fixture: SF Single fuse (120, 277, 347V); DF Double fuse (208, 240V); DCI2 Emergency circuit 12 volt (35W lamps included std.)[5]; 2DCI2 Emergency circuit 12 volt (2, 35W lamps included)[5]; DCI2012 Emergency circuit 12 volt (20W lamp included)[5]; 2DCI2012 Emergency circuit 12 volt (2, 35W lamps included)[5]; ELED Emergency LED secondary source battery pack with time delay (4.5[5] min. operating temp)[10,11,12,13]; 2ELED Emergency LED secondary source (two modules) battery pack with time delay (4.5[5] min. operating temp)[10,11,12]; DFL Diffusing lens; EC Emergency circuit[15,16]; IBS Internal backlight shield[15]; **PE Photoelectric cell-button type (only TB)**[16,18]; QRS Quartz restrike system[17,19]; UCS Uplight components shield[17]; WLU Wet location door for up orientation; **CSA CSA Certified**; NOM NOM Certified[6]; INTL International shipment for 175M.

Shipped separately: BBW Surface-mounted back box[16]; UT5 Uplift 5 degrees[19]; WG Vitro guard[5]; VG Vandal guard[5]

NOTES:
1 120V only.
2 Must be ordered with fabric cartridge field installed.
3 Available with WT (wide throw) distribution only.
4 Available with WTUC and WTUP only.
5 Must specify EWI for use in Canada.
6 Optional multi-tap ballast (120, 208, 240, 277V); (120, 277, 347V in Canada).
7 Available with 150M or 150MHC only.
8 Consult factory for available wattages.
9 Not available with SF, DF or QRS.
10 Not available with QRS or DCs.
11 Not available with EC or DCs.
12 Maximum wattage 50MM, 70S.
13 Must specify 120V or 277V.
14 Maximum allowable wattage lamp included.
15 Not available with medium throw (MD), MDU, MDU5 distributions.
16 Not available with 347V.
17 Used with FTU and WTU distributions to conceal internal electrical components.
18 May be ordered as an accessory.
19 See www.lithonia.com/archselect for additional color options.
20 Black finish only.
21 Must be specified.
22 Most specify finish.
23 These wattages do not comply with California Title 20 regulations.

Outdoor

Sheet #: WSR-M-S BM-120

LITHONIA LIGHTING

Catalog Number
Notes
Type: SF

FEATURES & SPECIFICATIONS

INTENDED USE
Surface-mounted enclosed luminaire provides general illumination for rough service, ceiling or wall mount applications. Ideal for areas that require higher levels of protection from physical assault, while providing proper illumination for safety or security.

ATTRIBUTES
Designed for high efficiency, low lens brightness, and excellent lens surface uniformity. Uses T8 lamps and electronic ballast components.

CONSTRUCTION
Housing – Heavy-duty, 16-gauge cold rolled steel, one-piece housing for durability and security.
Ballast Cover – Ballast and lampholders are installed to ballast cover to provide easy installation and service. Ballast cover safety chains included.
Gasket – One piece, closed cell neoprene pad mounting gasket is factory-installed to help seal against moisture, dust and insects.

FINISH
Five-stage iron-phosphate pretreatment ensures superior paint adhesion and rust resistance. Painted parts finished with high-reflectance, white polyester powder coat.

OPTICAL SYSTEM
Clear prismatic, injection-molded and UV-stabilized polycarbonate lens (0.130 inch thickness) completely encloses face and all sides of housing. No exposed metal surfaces. Lens is secured to housing with tamper-resistant TORX® TX-20 screws with center-pin reject (included). Optional lens (SCE) features easily removable molded-in lens membranes centered over endplate knockouts for surface conduit and wiring access. See instructions for continuous row mounting.

ELECTRICAL SYSTEM
Thermally-protected, resetting, Class P, HPF, non-PCB, UL listed, CSA certified ballast is standard. GEB, GEB10IS and MVOLT electronic ballasts have 0°F start temperature.

LISTING
UL Listed to US and Canadian safety standards (see Options). UL listed and labeled for wet locations. Specifications subject to change without notice.

Enclosed Linear Fluorescent

VSLC

1 Lamp
2' or 4' Length

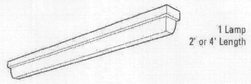

Specifications

	VSLC 2'	VSLC 4'
Length:	25-3/4" (654)	48-3/4(1264)
Width:	5-3/8" (137)	5-3/8 (137)
Depth:	4-1/2"(114)	4-1/2 (114)
Weight:	8lbs/4kg	17lbs/8kg

All dimensions are inches (millimeters).

ORDERING INFORMATION

For shortest lead times, configure product using **standard options (shown in bold)**.
Example: VSLC 1 17 120 GEB

Series	Lamps[1]	Wattage	Lens Type	Voltage	Options
VSLC	**1**	17 17W T8 (24")[7]; **32 32W T8 (48")**; 54T5HO 54W T5 (48")	(blank) **Solid-end lens**; **SCE Surface conduit entry lens**[3]	**120**; 277; 347; **MVOLT**[4]	Shipped installed in fixture: DL Damp location[6]; ELDW Emergency lighting wet location[5]; **GEB10IS Instant start electronic ballast <10% THD**; GEB10RS Rapid start electronic ballast <10% THD; GLR Internal fast-blow fusing; RIF1 Radio interference filter, one per fixture; RIF2 Radio interference filter, one per ballast; CSA Listed and labeled to comply with Canadian Standards

Accessories
Order as separate catalog number.
RK1 T20BIT Hex-base driver bit, Torx® TX-20
RK1 T20DRV Screwdriver, Torx® TX-20
SCG Surface conduit gasket (one pair, not installed)

NOTES:
1 Lamps not included.
2 Requires GEB, GEB10IS or GEB10RS option.
3 Provided with one pair of surface conduit gaskets.
4 Electronic ballast 120 through 277V only. MVOLT must specify GEB10IS.
5 When DL option is specified, fixture will not be supplied with this pad mounting gasket.
6 Available in 4-foot fixtures only.

Fluorescent and Special Environments

Sheet #: VSLC_F RSVR-110

PRODUCT INFORMATION — TYPE: SE — Specification

BOLLARDS

KBC KBR



Intended Use
For walkways, entrances, pedestrian areas.

Construction
Housing: KBC is bottom housing in 0.125" wall tubular aluminum. Top cover is 0.250" cast aluminum. KBR is bottom housing in 0.125" wall tubular aluminum. 42" overall height; standard. Fitter-fitting base is 12" diameter. 100% virgin acrylic. All exposed hardware is tamper-resistant stainless steel. Four 1/2" x 17" anchor bolts with template.

Fit to Mounting Base and 4-1/2" diameter bolt circle base bolts provided for mounting. Gasketed for sealing.

Finish: Standard finish is dark bronze polyester powder finish. Additional architectural colors available; see www.lithonia.com/archselect.

Optics: Reflector systems are acrylic protected anodized, spun aluminum, formed aluminum and anodized, hydroformed, drawn copper reflector providing a type V (symmetrical) cutoff distribution.

Lens: Optically efficient lower reflector cast aluminum housings are available.

Electrical: All fixtures are 100% factory tested. Electrical components are fused on removable power modules and accessible through bottom of fixture. Positive locking, quick disconnect secondary circuit. Compact fluorescent operation electronic high frequency multi-volt ballast.

Socket: Medium-base porcelain socket, 4 KV pulse rated.

Compact fluorescent lamps are available with quick connect push-in wiring terminals. LPI is standard 2500 hr CRI.

Listings:
UL Listed (standard). CSA Certified (see Options). IP65 Rated. Listed for wet locations.

ORDERING INFORMATION — For shortest lead time, configure product using standard options (shown in bold). Example: KBR86 100M R5 120 CR LPI

Series	Lamp type[1]	Distribution[1]	Voltage	Ballast	Options
KBC86	Mini bi-pin: 35BUM; 35SP; 50S; 70S; 100S	Standard lens: R5 Type V distribution; Optional architectural reflectors: CW Specular silver; CY Brushed silver; CYG Gold alzak; CYT Flat black	120; 208; 240; 277; 347	(blank) Magnetic ballast	Installed: DF Double fuse, 208V, 240V; H20 20" overall height; H30 30" overall height; H36 36" overall height; FD Factory on fuse[2]; FG Factory on fuse with dryden glass (not for all lamp types)[2]; CSA Mark Canada (Standard)
KBR86	Metal halide[2]: 50M; 70M; 100M				
KBR86	Compact fluorescent[2]: 26T4; 32T4; 34T4				

Lenses: 60° cutoff: LV Louvers

Optional (shipped separately): R4S Refractor (40° cutoff); R3S Refractor (0° cutoff)

Finish[10]: (blank) Dark bronze (DBT); DWH White; DGL Black; DMD Medium bronze; DNA Natural aluminum; DSS Sandstone; DGC Charcoal gray; DBG Textured green; DGR Bright red; DSR Steel blue; CR Enhanced corrosion resistance; SD0W Dark bronze stripe; SD0W1 White stripe; SD0L Black stripe; SD0NA Natural aluminum stripe; SD0G Textured green stripe; SD0R Bright red stripe; SD0BR Dark bronze stripe; SD0YLW Yellow stripe

Lamped: LPI Lamp included; LALP Less lamp

ADDITIONAL INFORMATION — For additional product information, visit www.lithonia.com.

DIMENSIONS

SERIES	LAMP TYPE	DISTRIBUTION
KBC86, KBR86	35S, 50S, 70M, 35C 70M, 1	R5 CW, CYB, CYG, CYT
KBC86, KBR86	50S, 70S, 70M, 100S, 100M, 150S, 1	R5, CW, CYB, CYG, CYR, CY
KBC86, KBR86	26T4F, 32T4F	CY

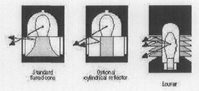

Overall dimensions for dimensional detail only and may not represent a detail mechanical configuration. Dimensions are shown in inches (centimeters) unless otherwise noted.



Max weight: 34.9 lbs (15.9 kg)
* Also available in 28" (KBR), 30" (KBC), and 36" (KBR).

Notes
1 Specify lamp type and distribution. See Configuration table.
2 100W only.
3 Use on ballast.
4 KBC, 70W/BT5, lamp not included.
5 KBR, 70W/mog, lamp not included.
6 Louver must be used. Multi-red/electrical/bulb/ballast component flexes and bends as required. Wiring on any fixture rotation (120-277V).
7 Consult factory for use in Canada.
8 Optional multi-tap ballast (120, 208, 240, 277V). In Canada (120, 277V). HPF/pulse at 208/240V.
9 Color: Black only.
10 Choose primary fixture finish and stripe color in bracket.

540 LITHONIA LIGHTING 1-800-279-8041 | www.lithonia.com | P3G10

LITHONIA OUTDOOR

Asante of Scottsdale
Scottsdale, Arizona
Sante Partners, LLC

TODD & ASSOCIATES, INC.
ARCHITECTURE 602.952.8280 p
PLANNING 602.952.8995 f
LANDSCAPE ARCHITECTURE www.toddassoc.com

Project No. 09-7017-00
Date: 05-21-10
DRB SUBMITTAL

LIGHTING CUT SHEETS
E1.3

Lighting Cut Sheet

48-DR-2010
2nd: 5/21/10

Registered Professional Engineer (Electrical) CERTIFICATE NO. 10807 ANDREW C. PANOPIO Date Signed 5-21-10 ARIZONA, U.S.A.

EXPIRES 12/31/12

Copyright © 2010 by NP ENGINEERING, INC. This drawing is an instrument of service. It is the property of NP ENGINEERING, INC. The contents or any accompanying specifications shall not be altered or reproduced without the written permission of NP ENGINEERING, INC.

NP ENGINEERING INC.
4115 N. 15TH AVE
PHOENIX, AZ 85015
(602) 265-1559
PROJECT NO. 010-21