




# SITE PLAN & CONTEXT AERIAL

SITE BOUNDARY   
 CONSTRUCTION   
 ENVELOPE 

## SITE DATA

GROSS SITE AREA: 40 AC.  
 EXISTING ZONING: R1-130 ESL  
 NUMBER OF LOTS: 13 LOTS  
 GROSS DENSITY: 0.3 DU/AC

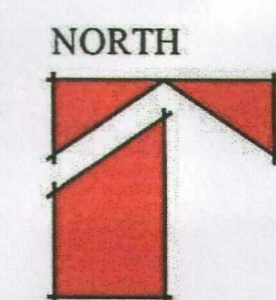

## PROPOSED AMENDED DEVELOPMENT STANDARDS (REQUIRES APPROVAL OF A.D.S)

MINIMUM LOT SIZE: 97,500 SQ.FT.  
 MINIMUM LOT WIDTH: 150'  
 MINIMUM SETBACKS:  
 FRONT: 45'  
 SIDE: 23'  
 REAR: 45'  
 MAX. BUILDING HEIGHT: 24' PER ESL



# JOMAX & 120TH SCOTTSDALE, ARIZONA

SCALE: (+/-)



**LVA** urban design studio  
 land planning - landscape architecture  
 120 south ash avenue • tempe, arizona 85281 • phone: 480.994.0994

DATE: 2.26.28  
 JOB: 0772  
 BY: EB  
 REV: