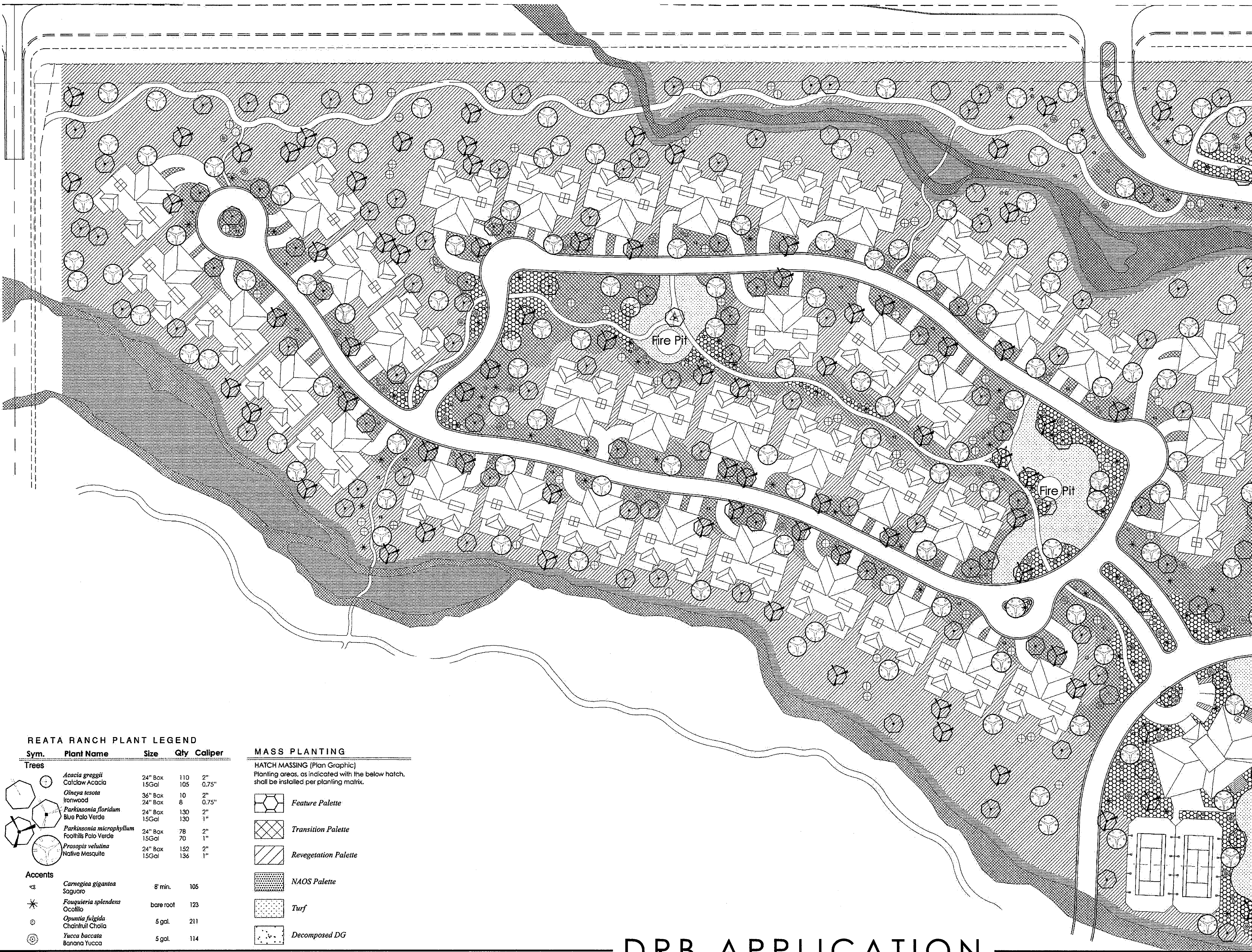


Final Plans



**REATA RANCH PLANT LEGEND**

Sym.	Plant Name	Size	Qty	Caliper
<b>Trees</b>				
○	<i>Acacia greggii</i>	24" Box	110	2"
○	<i>Catalpa bignonioides</i>	15Gal	105	0.75"
○	<i>Olneya tesota</i>	36" Box	10	2"
○	<i>Ironwood</i>	24" Box	8	0.75"
○	<i>Parkinsonia floridum</i>	24" Box	130	2"
○	<i>Blue Palo Verde</i>	15Gal	130	1"
○	<i>Parkinsonia microphyllum</i>	24" Box	78	2"
○	<i>Foothills Palo Verde</i>	15Gal	70	1"
○	<i>Prosopis juliflora</i>	24" Box	152	2"
○	<i>Native Mesquite</i>	15Gal	136	1"
<b>Accents</b>				
⊕	<i>Carnegiea gigantea</i>	8' min.	105	
⊕	<i>Saguaro</i>			
*	<i>Fouquieria splendens</i>	bare root	123	
○	<i>Ocotillo</i>			
○	<i>Opuntia fulgida</i>	5 gal.	211	
○	<i>Chiricahua Cholla</i>			
○	<i>Yucca baccata</i>	5 gal.	114	
○	<i>Banana Yucca</i>			

MASS PLANTING	
	<b>HATCH MASSING (Plan Graphic)</b> Planting areas, as indicated with the below hatch, shall be installed per planting matrix.
	<b>Feature Palette</b>
	<b>Transition Palette</b>
	<b>Revegetation Palette</b>
	<b>NAOS Palette</b>
	<b>Turf</b>
	<b>Decomposed DG</b>

REATA RANCH FEATURE PALETTE				
Common Name	Botanical Name	Nursery Size	Plants o.c. spacing	Plants per 1 acre
<b>SHRUBS</b>				
<b>Large</b>				
* Maricopa Red* Fairy Duster	<i>Calliandra californica</i>	5 gal.	45	22
* Chihuahuan Sage	<i>Leucophyllum laevigatum</i>	5 gal.	40	27
<b>Medium</b>				
* Autumn Sage	<i>Salvia greggii</i>	1 gal.	30	48
* Desert Ruella	<i>Ruellia pensilvanica</i>	1 gal.	50	17
<b>ACCENTS</b>				
* Desert Marigold	<i>Tagetes multiflora</i>	1 gal.	30	48
* Golden Dysodia	<i>Dryas dioica</i>	1 gal.	30	48
* Verbena gooddingii	<i>Goodingia verbena</i>	1 gal.	30	48
* Mixed Penstemon	<i>Penstemon</i> Species	1 gal.	30	48
<b>CACTUS</b>				
* Fanny's Agave	<i>Agave parryi</i>	5 gal.	35	36
* Desert Agave	<i>Agave deserti</i>	5 gal.	50	17
* Desert Spoon	<i>Dasyliodon wheeleri</i>	5 gal.	50	17
* Fish Hook Barrel	<i>Ferocactus wislizenii</i>	5 gal.	40	27
* Purple Prickly Pear	<i>Opuntia santa-rita</i>	5 gal.	50	17
Total o.c. spacing			10.16 o.c.	423

REATA RANCH TRANSITIONAL PALETTE				
Common Name	Botanical Name	Nursery Size	Plants o.c. spacing	Plants per 1 acre
<b>SHRUBS</b>				
<b>Large</b>				
* Creosote Bush	<i>Larrea tridentata</i>	5 gal.	65	10
* Jojoba	<i>Simmondsia chinensis</i>	5 gal.	45	22
* Little Leaf Cordia	<i>Cordia parvifolia</i>	5 gal.	65	10
* Chaparral Sage	<i>Salvia clevelandii</i>	5 gal.	50	17
* Chuparosa	<i>Justicia californica</i>	5 gal.	45	22
* Golden Eye	<i>Viguiera deltoidea</i>	5 gal.	70	9
* Baja Fairy Duster	<i>Calliandra californica</i>	5 gal.	65	10
* Chihuahuan Sage	<i>Leucophyllum laevigatum</i>	5 gal.	40	27
<b>Medium</b>				
* Desert Globemallow	<i>Sphaeralcea ambigua</i>	1 gal.	40	27
* Fairy Duster	<i>Calliandra eriophylla</i>	1 gal.	40	27
* Desert Milkweed	<i>Asclepias subulata</i>	1 gal.	45	22
* Black Dalea	<i>Dalea frutescens</i>	1 gal.	30	48
* Autumn Sage	<i>Salvia greggii</i>	1 gal.	50	17
* Lady Slipper	<i>Pedicularis macrocarpa</i>	1 gal.	40	12
* Desert Ruella	<i>Ruellia pensilvanica</i>	1 gal.	45	22
<b>Small</b>				
* Mt. Lemon Marigold	<i>Tagetes lemmonii</i>	1 gal.	50	17
* Turpentine Bush	<i>Ericameria latifolia</i>	1 gal.	30	48
<b>CACTUS</b>				
* Compass Barrel	<i>Ferocactus cylindraceus</i> Barrel	5 gal.	45	22
* Desert Agave	<i>Agave deserti</i>	5 gal.	65	10
* Beavertail Prickly Pear	<i>Opuntia basilaris</i>	5 gal.	50	17
* Engelmann's Prickly Pear	<i>Opuntia engelmannii</i>	5 gal.	45	22
* Green Desert Spoon	<i>Dasyliodon acrotrichum</i>	5 gal.	70	9
* Red Hesperaloe	<i>Hesperaloe parviflora</i>	5 gal.	70	9
* Yucca Baccata	<i>Yucca baccata</i>	5 gal.	70	9
Total o.c. spacing			9.67 o.c.	466


REATA RANCH REVEGETATION PALETTE				
Common Name	Botanical Name	Nursery Size	Plants o.c. spacing	Plants per 1 acre
<b>SHRUBS</b>				
<b>Large</b>				
* Creosote Bush	<i>Larrea tridentata</i>	5 gal.	65	10
* Jojoba	<i>Simmondsia chinensis</i>	5 gal.	45	22
* Wolfberry	<i>Lycium barbarum</i>	5 gal.	65	10
* Chaparral Sage	<i>Salvia clevelandii</i>	5 gal.	50	17
* Chuparosa	<i>Justicia californica</i>	5 gal.	45	22
* Golden Eye	<i>Viguiera deltoidea</i>	5 gal.	70	9
* Baja Fairy Duster	<i>Calliandra californica</i>	5 gal.	65	10
<b>Medium</b>				
* Desert Globemallow	<i>Sphaeralcea ambigua</i>	1 gal.	45	22
* Fairy Duster	<i>Calliandra eriophylla</i>	1 gal.	35	36
* Desert Milkweed	<i>Asclepias subulata</i>	1 gal.	45	22
* Black Dalea	<i>Dalea frutescens</i>	1 gal.	50	17
<b>Small</b>				
* Desert Senna	<i>Senna covei</i>	1 gal.	50	17
* Turpentine Bush	<i>Ericameria latifolia</i>	1 gal.	30	48
<b>CACTUS</b>				
* Compass Barrel	<i>Ferocactus cylindraceus</i> Barrel	5 gal.	45	22
* Desert Agave	<i>Agave deserti</i>	5 gal.	65	10
* Beavertail Prickly Pear	<i>Opuntia basilaris</i>	5 gal.	50	17
* Engelmann's Prickly Pear	<i>Opuntia engelmannii</i>	5 gal.	45	22
Total o.c. spacing			11.44 o.c.	333

REATA RANCH NAOS PALETTE				
Common Name	Botanical Name	Nursery Size	Plants o.c. spacing	Plants per 1 acre
<b>TREES</b>				
* Desert Hackberry	<i>Celtis pallida</i>	24" Box	80	7
* Foothills Palo Verde	<i>Parkinsonia microphyllum</i>	24" Box	65	10
* Velvet Mesquite	<i>Prosopis velutina</i>	24" Box	65	10
<b>SHRUBS</b>				
<b>Large</b>				
* Creosote Bush	<i>Larrea tridentata</i>	5 gal.	85	6
* Jojoba	<i>Simmondsia chinensis</i>	5 gal.	55	14
<b>Medium</b>				
* Fairy Duster	<i>Calliandra eriophylla</i>	5 gal.	45	22
* Desert Senna	<i>Senna covei</i>	1 gal.	70	9
* Turpentine Bush	<i>Ericameria latifolia</i>	1 gal.	30	48
<b>CACTUS</b>				
* Compass Barrel	<i>Ferocactus acanthodes</i>	5 gal.	70	9
* Ocotillo	<i>Fouquieria splendens</i>	5 gal.	45	22
* Christmas Cactus	<i>Opuntia leptocaulis</i>	5 gal.	85	6
* Engelmann's Prickly Pear	<i>Opuntia engelmannii</i>	5 gal.	70	9
* Banana Yucca	<i>Yucca baccata</i>	5 gal.	70	9
Total o.c. spacing			15.52 o.c.	181

# DRB APPLICATION

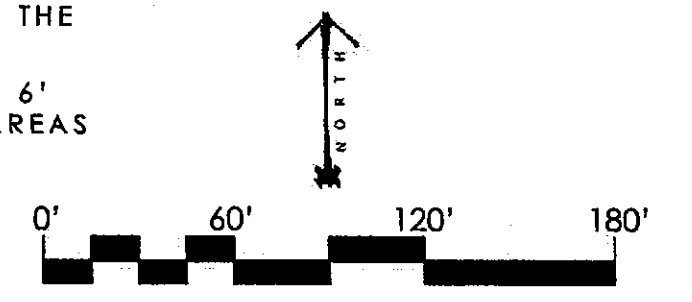
# REATA RANCH

Conceptual Landscape Plan - Sheet 1



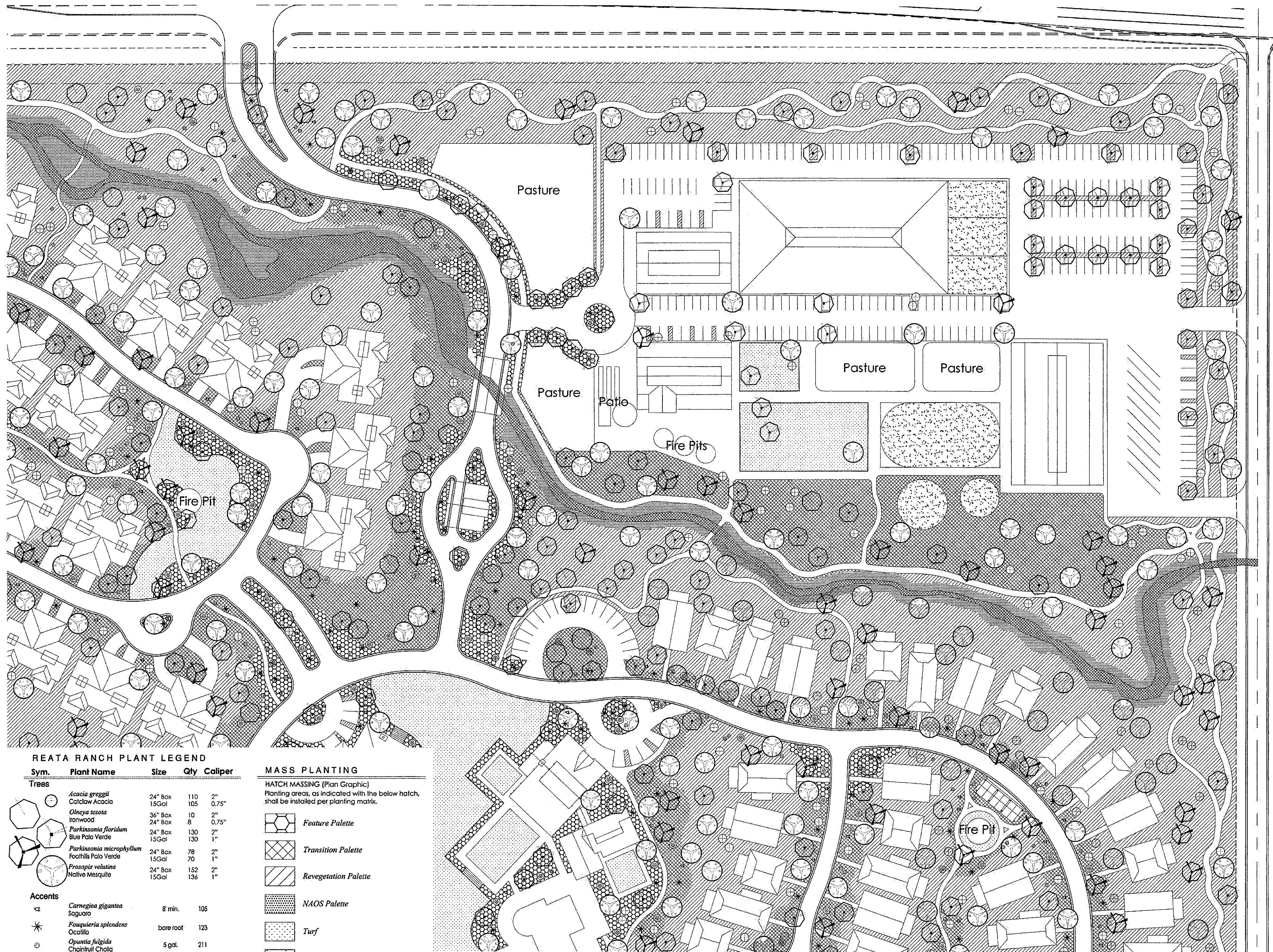
STIPULATION SET  
RETAIN FOR RECORDS  
APPROVED  
11/21/14 *Om*  
DATE INITIALS

\* PLANTS WILL NOT BE PLACED WITHIN THE SCENIC CORRIDOR  
○ PLANTS WILL NOT BE PLACED WITHIN 6' OF ANY WALKWAY OR PEDESTRIAN AREAS



9-DR-2014  
7/3/2014

Date: July 3, 2014  
GREY|PICKETT



**REATA RANCH PLANT LEGEND**

Sym.	Plant Name	Size	Qty	Caliper
<b>Trees</b>				
○	<i>Acacia greggii</i>	24" Box	110	2"
○	Catalow Acacia	15Gal	105	0.75"
○	<i>Olneya tesota</i>	36" Box	10	2"
○	Ironwood	24" Box	8	0.75"
○	<i>Parkinsonia floridum</i>	24" Box	130	2"
○	Blue Palo Verde	15Gal	130	1"
○	<i>Parkinsonia microphyllum</i>	24" Box	78	2"
○	Foothills Palo Verde	15Gal	70	1"
○	<i>Prosopis velutina</i>	24" Box	152	2"
○	Native Mesquite	15Gal	136	1"
<b>Accents</b>				
○	<i>Carnegiea gigantea</i>	8 min.	105	
○	Saguaro			
*	<i>Fouquieria splendens</i>	bare root	123	
○	Ocotillo			
○	<i>Opuntia fulgida</i>	5 gal.	211	
○	Chiricahua Cholla			
○	<i>Yucca baccata</i>	5 gal.	114	
○	Banana Yucca			

**MASS PLANTING**

HATCH MASSING (Plan Graphic)  
Planting areas, as indicated with the below hatch, shall be installed per planting matrix.

- Feature Palette
- Transition Palette
- Revegetation Palette
- NAOS Palette
- Turf
- Decomposed DG

**REATA RANCH FEATURE PALETTE**

Common Name	Botanical Name	Nursery Size	Plants o.c. spacing	Plants per 1 acre
<b>SHRUBS</b>				
<b>Large</b>				
* Matocopa Red Fairy Duster	<i>Calliandra californica</i>	5 gal.	45	22
* Chihuahuan Sage	<i>Leucophyllum laevigatum</i>	5 gal.	40	27
<b>Medium</b>				
* Autumn Sage	<i>Salvia greggii</i>	1 gal.	30	48
* Desert Ruellia	<i>Ruellia penularis</i>	1 gal.	50	17
<b>ACCENTS</b>				
* Desert Marigold	<i>Baileya multiradiata</i>	1 gal.	30	48
* Golden Dysodia	<i>Dysodia pentachaeta</i>	1 gal.	30	48
* Verbena goodingii	<i>Gooding's Verbena</i>	1 gal.	30	48
* Mixed Penstemon	<i>Penstemon Species</i>	1 gal.	30	48
<b>CACTUS</b>				
* Fairy's Agave	<i>Agave parryi</i>	5 gal.	35	36
* Desert Agave	<i>Agave deserti</i>	5 gal.	50	17
* Desert Spoon	<i>Dasylium wheeleri</i>	5 gal.	50	17
* Fish Hook Barrel	<i>Ferocactus wislizenii</i>	5 gal.	40	27
* Purple Prickly Pear	<i>Opuntia santa-rita</i>	5 gal.	50	17
			<b>Total o.c. spacing</b>	<b>10.15 o.c.</b>
				<b>423</b>

**REATA RANCH TRANSITIONAL PALETTE**

Common Name	Botanical Name	Nursery Size	Plants o.c. spacing	Plants per 1 acre
<b>SHRUBS</b>				
<b>Large</b>				
* Creosote Bush	<i>Larrea tridentata</i>	5 gal.	65	10
* Jojoba	<i>Simmondsia chinensis</i>	5 gal.	45	22
* Little Leaf Cordia	<i>Cordia parvifolia</i>	5 gal.	65	10
* Chaparral Sage	<i>Salvia clevelandii</i>	5 gal.	50	17
* Chuparosa	<i>Justicia californica</i>	5 gal.	45	22
* Golden Eye	<i>Viguiera albidifolia</i>	5 gal.	70	9
* Baja Fairy Duster	<i>Calliandra californica</i>	5 gal.	65	10
* Chihuahuan Sage	<i>Leucophyllum laevigatum</i>	5 gal.	40	27
<b>Medium</b>				
* Desert Globemallow	<i>Sphaeralcea ambigua</i>	1 gal.	40	27
* Fairy Duster	<i>Calliandra eriophylla</i>	1 gal.	40	27
* Desert Milkweed	<i>Asclepias subulata</i>	1 gal.	45	22
* Black Dalea	<i>Dalea frutescens</i>	1 gal.	30	48
* Autumn Sage	<i>Salvia greggii</i>	1 gal.	50	17
* Lady Slipper	<i>Pedicularis macrocarpa</i>	1 gal.	40	12
* Desert Ruellia	<i>Ruellia penularis</i>	1 gal.	45	22
<b>Small</b>				
* Mt Lemon Marigold	<i>Tagetes lemmonii</i>	1 gal.	50	17
* Turpentine Bush	<i>Ericameria laricifolia</i>	1 gal.	30	48
<b>CACTUS</b>				
* Compass Barrel	<i>Ferocactus cylindraceus Barrel</i>	5 gal.	45	22
* Desert Agave	<i>Agave deserti</i>	5 gal.	65	10
* Beavertail Prickly Pear	<i>Opuntia basilaris</i>	5 gal.	50	17
* Engelmann's Prickley Pear	<i>Opuntia engelmannii</i>	5 gal.	45	22
* Green Desert Spoon	<i>Dasylium acrotichum</i>	5 gal.	70	9
* Red Hesperaloe	<i>Hesperaloe parviflora</i>	5 gal.	70	9
* Yucca Baccata	<i>Banana Yucca</i>	5 gal.	70	9
			<b>Total o.c. spacing</b>	<b>9.67 o.c.</b>
				<b>466</b>


**REATA RANCH REVEGETATION PALETTE**

Common Name	Botanical Name	Nursery Size	Plants o.c. spacing	Plants per 1 acre
<b>SHRUBS</b>				
<b>Large</b>				
* Creosote Bush	<i>Larrea tridentata</i>	5 gal.	65	10
* Jojoba	<i>Simmondsia chinensis</i>	5 gal.	45	22
* Wallberrry	<i>Lycium barbarum</i>	5 gal.	65	10
* Chaparral Sage	<i>Salvia clevelandii</i>	5 gal.	50	17
* Chuparosa	<i>Justicia californica</i>	5 gal.	45	22
* Golden Eye	<i>Viguiera albidifolia</i>	5 gal.	70	9
* Baja Fairy Duster	<i>Calliandra californica</i>	5 gal.	65	10
<b>Medium</b>				
* Desert Globemallow	<i>Sphaeralcea ambigua</i>	1 gal.	45	22
* Fairy Duster	<i>Calliandra eriophylla</i>	1 gal.	35	36
* Desert Milkweed	<i>Asclepias subulata</i>	1 gal.	45	22
* Black Dalea	<i>Dalea frutescens</i>	1 gal.	50	17
<b>Small</b>				
* Desert Senna	<i>Senna covesii</i>	1 gal.	50	17
* Turpentine Bush	<i>Ericameria laricifolia</i>	1 gal.	30	48
<b>CACTUS</b>				
* Compass Barrel	<i>Ferocactus cylindraceus Barrel</i>	5 gal.	45	22
* Desert Agave	<i>Agave deserti</i>	5 gal.	65	10
* Beavertail Prickly Pear	<i>Opuntia basilaris</i>	5 gal.	50	17
* Engelmann's Prickley Pear	<i>Opuntia engelmannii</i>	5 gal.	45	22
			<b>Total o.c. spacing</b>	<b>11.44 o.c.</b>
				<b>333</b>

**REATA RANCH NAOS PALETTE**

Common Name	Botanical Name	Nursery Size	Plants o.c. spacing	Plants per 1 acre
<b>TREES</b>				
* Desert Hackberry	<i>Celtis pallida</i>	24" Box	80	7
* Foothills Palo Verde	<i>Parkinsonia microphyllum</i>	24" Box	65	10
* Velvet Mesquite	<i>Prosopis velutina</i>	24" Box	65	10
<b>SHRUBS</b>				
<b>Large</b>				
* Creosote Bush	<i>Larrea tridentata</i>	5 gal.	85	6
* Jojoba	<i>Simmondsia chinensis</i>	5 gal.	65	14
<b>Medium</b>				
* Fairy Duster	<i>Calliandra eriophylla</i>	5 gal.	45	22
<b>Small</b>				
* Desert Senna	<i>Senna covesii</i>	1 gal.	70	9
* Turpentine Bush	<i>Ericameria laricifolia</i>	1 gal.	30	48
<b>CACTUS</b>				
* Compass Barrel	<i>Ferocactus aconthodes</i>	5 gal.	70	9
* Ocotillo	<i>Fouquieria splendens</i>	5 gal.	45	22
* Chiricahua Cactus	<i>Opuntia leptocaulis</i>	5 gal.	85	6
* Engelmann's Prickley Pear	<i>Opuntia engelmannii</i>	5 gal.	70	9
* Banana Yucca	<i>Yucca baccata</i>	5 gal.	70	9
			<b>Total o.c. spacing</b>	<b>15.82 o.c.</b>
				<b>181</b>

\* PLANTS WILL NOT BE PLACED WITHIN THE SCENIC CORRIDOR  
○ PLANTS WILL NOT BE PLACED WITHIN 6' OF ANY WALKWAY OR PEDESTRIAN AREAS




9-DR-2014  
7/3/2014

Date: July 3, 2014

GREY|PICKETT

DRB APPLICATION  
**REATA RANCH**  
Conceptual Landscape Plan - Sheet 2

STIPULATION SET  
RETAIN FOR RECORDS  
APPROVED  
*11/20/14* *Com*  
DATE INITIALS





**REATA RANCH PLANT LEGEND**

Sym.	Plant Name	Size	Qty	Caliper
<b>Trees</b>				
○	<i>Acacia greggii</i>	24" Box	110	2"
○	Catalaw Acacia	15Gal	105	0.75"
○	<i>Olneya tesota</i>	36" Box	10	2"
○	Ironwood	24" Box	8	0.75"
○	<i>Parkinsonia floridum</i>	24" Box	130	2"
○	Blue Palo Verde	15Gal	130	1"
○	<i>Parkinsonia microphyllum</i>	24" Box	78	2"
○	Foothills Palo Verde	15Gal	70	1"
○	<i>Prosopis velutina</i>	24" Box	152	2"
○	Native Mesquite	15Gal	136	1"
<b>Accents</b>				
⊙	<i>Carnegiea gigantea</i>	8" min.	105	
⊙	Saguaro			
*	<i>Fouquieria splendens</i>	bare root	123	
○	Ocotillo			
○	<i>Opuntia fulgida</i>	5 gal.	211	
○	Chinirui Cholla			
○	<i>Yucca baccata</i>	5 gal.	114	
○	Banana Yucca			

MASS PLANTING	
HATCH MASSING (Plan Graphic) Planting areas, as indicated with the below hatch, shall be installed per planting matrix.	
	Feature Palette
	Transition Palette
	Revegetation Palette
	NAOS Palette
	Turf
	Decomposed DG

REATA RANCH FEATURE PALETTE				
Common Name	Botanical Name	Nursery Size	Plants o.c. spacing	Plants per 1 acre
<b>SHRUBS</b>				
<b>Large</b>				
* Maticopa Red Fairy Duster	<i>Calliandra californica</i>	5 gal.	45	22
* Chihuahuan Sage	<i>Leucophyllum laevigatum</i>	5 gal.	40	27
<b>Medium</b>				
* Autumn Sage	<i>Salvia greggii</i>	1 gal.	30	48
Desert Rue	<i>Ruellia pensularis</i>	1 gal.	50	17
<b>ACCENTS</b>				
Desert Marigold	<i>Ballea multicaulis</i>	1 gal.	30	48
Golden Dytscia	<i>Dryasdia pentachaeta</i>	1 gal.	30	48
* Verbena gooddingii	Gooding's Verbena	1 gal.	30	48
Mixed Penstemon	Penstemon Species	1 gal.	30	48
<b>CACTUS</b>				
* Pamy's Agave	<i>Agave pamyi</i>	5 gal.	35	36
Desert Agave	<i>Agave deserti</i>	5 gal.	50	17
Desert Spoon	<i>Dasylium wheeleri</i>	5 gal.	50	17
* Fish Hook Barrel	<i>Ferocactus wislizenii</i>	5 gal.	40	27
* Purple Prickly Pear	<i>Opuntia santa-rita</i>	5 gal.	50	17
			Total o.c. spacing	10.15 o.c.
				423

REATA RANCH TRANSITIONAL PALETTE				
Common Name	Botanical Name	Nursery Size	Plants o.c. spacing	Plants per 1 acre
<b>SHRUBS</b>				
<b>Large</b>				
Creosote Bush	<i>Larrea tridentata</i>	5 gal.	65	10
Jajoba	<i>Simmondsia chinensis</i>	5 gal.	45	22
Little Leaf Cordia	<i>Cordia parvifolia</i>	5 gal.	65	10
* Chaparral Sage	<i>Salvia clevelandii</i>	5 gal.	50	17
Chuparosa	<i>Justicia californica</i>	5 gal.	45	22
Golden Eye	<i>Viguiera deltoidea</i>	5 gal.	70	9
Raja Fairy Duster	<i>Calliandra californica</i>	5 gal.	45	10
* Chihuahuan Sage	<i>Leucophyllum laevigatum</i>	5 gal.	40	27
<b>Medium</b>				
Desert Globemallow	<i>Sphaeralcea ambigua</i>	1 gal.	40	27
Fairy Duster	<i>Calliandra eriophylla</i>	1 gal.	40	27
Desert Milkweed	<i>Asclepias subulata</i>	1 gal.	45	22
* Black Dalea	<i>Dalea frutescens</i>	1 gal.	30	48
* Autumn Sage	<i>Salvia greggii</i>	1 gal.	50	17
* Lady Slipper	<i>Pedicularis macrocarpus</i>	1 gal.	40	12
Desert Rue	<i>Ruellia pensularis</i>	1 gal.	45	22
<b>Small</b>				
MT Lemon Marigold	<i>Tagetes lemmonii</i>	1 gal.	50	17
Turpentine Bush	<i>Ericameria laricifolia</i>	1 gal.	30	48
<b>CACTUS</b>				
Compass Barrel	<i>Ferocactus cylindraceus</i>	5 gal.	45	22
Desert Agave	<i>Agave deserti</i>	5 gal.	65	10
Beavertail Prickly Pear	<i>Opuntia basilaris</i>	5 gal.	50	17
Engelmann's Prickley Pear	<i>Opuntia engelmannii</i>	5 gal.	45	22
Green Desert Spoon	<i>Dasylium acrotichum</i>	5 gal.	70	9
* Red Hesperaloe	<i>Hesperaloe parviflora</i>	5 gal.	70	9
* Yucca Baccata	Banana Yucca	5 gal.	70	9
			Total o.c. spacing	9.67 o.c.
				466


REATA RANCH REVEGETATION PALETTE				
Common Name	Botanical Name	Nursery Size	Plants o.c. spacing	Plants per 1 acre
<b>SHRUBS</b>				
<b>Large</b>				
Creosote Bush	<i>Larrea tridentata</i>	5 gal.	65	10
Jajoba	<i>Simmondsia chinensis</i>	5 gal.	45	22
Waltwherry	<i>Lycium barbarum</i>	5 gal.	65	10
* Chaparral Sage	<i>Salvia clevelandii</i>	5 gal.	50	17
Chuparosa	<i>Justicia californica</i>	5 gal.	45	22
Golden Eye	<i>Viguiera deltoidea</i>	5 gal.	70	9
* Raja Fairy Duster	<i>Calliandra californica</i>	5 gal.	45	10
<b>Medium</b>				
Desert Globemallow	<i>Sphaeralcea ambigua</i>	1 gal.	45	22
Fairy Duster	<i>Calliandra eriophylla</i>	1 gal.	35	36
* Desert Milkweed	<i>Asclepias subulata</i>	1 gal.	45	22
* Black Dalea	<i>Dalea frutescens</i>	1 gal.	50	17
<b>Small</b>				
Desert Senna	<i>Senna covesii</i>	1 gal.	50	17
Turpentine Bush	<i>Ericameria laricifolia</i>	1 gal.	30	48
<b>CACTUS</b>				
Compass Barrel	<i>Ferocactus cylindraceus</i>	5 gal.	45	22
Desert Agave	<i>Agave deserti</i>	5 gal.	65	10
Beavertail Prickly Pear	<i>Opuntia basilaris</i>	5 gal.	50	17
Engelmann's Prickley Pear	<i>Opuntia engelmannii</i>	5 gal.	45	22
			Total o.c. spacing	11.44 o.c.
				333

REATA RANCH NAOS PALETTE				
Common Name	Botanical Name	Nursery Size	Plants o.c. spacing	Plants per 1 acre
<b>TREES</b>				
Desert Hackberry	<i>Celtis pallida</i>	24" Box	80	7
Foothills Palo Verde	<i>Parkinsonia microphyllum</i>	24" Box	65	10
Velvet Mesquite	<i>Prosopis velutina</i>	24" Box	65	10
<b>SHRUBS</b>				
<b>Large</b>				
Creosote Bush	<i>Larrea tridentata</i>	5 gal.	85	6
Jajoba	<i>Simmondsia chinensis</i>	5 gal.	55	14
<b>Medium</b>				
Fairy Duster	<i>Calliandra eriophylla</i>	5 gal.	45	22
<b>Small</b>				
Desert Senna	<i>Senna covesii</i>	1 gal.	70	9
Turpentine Bush	<i>Ericameria laricifolia</i>	1 gal.	30	48
<b>CACTUS</b>				
* Compass Barrel	<i>Ferocactus acanthodes</i>	5 gal.	70	9
Ocotillo	<i>Fouquieria splendens</i>	5 gal.	45	22
Christmas Cactus	<i>Opuntia leptocaulis</i>	5 gal.	85	6
Engelmann's Prickley Pear	<i>Opuntia engelmannii</i>	5 gal.	70	9
Banana Yucca	<i>Yucca baccata</i>	5 gal.	70	9
			Total o.c. spacing	15.52 o.c.
				181

# DRB APPLICATION

# REATA RANCH

Conceptual Landscape Plan - Sheet 3



STIPULATION SET  
RETAIN FOR RECORDS  
APPROVED  
*Uzoli4*  
DATE INITIALS

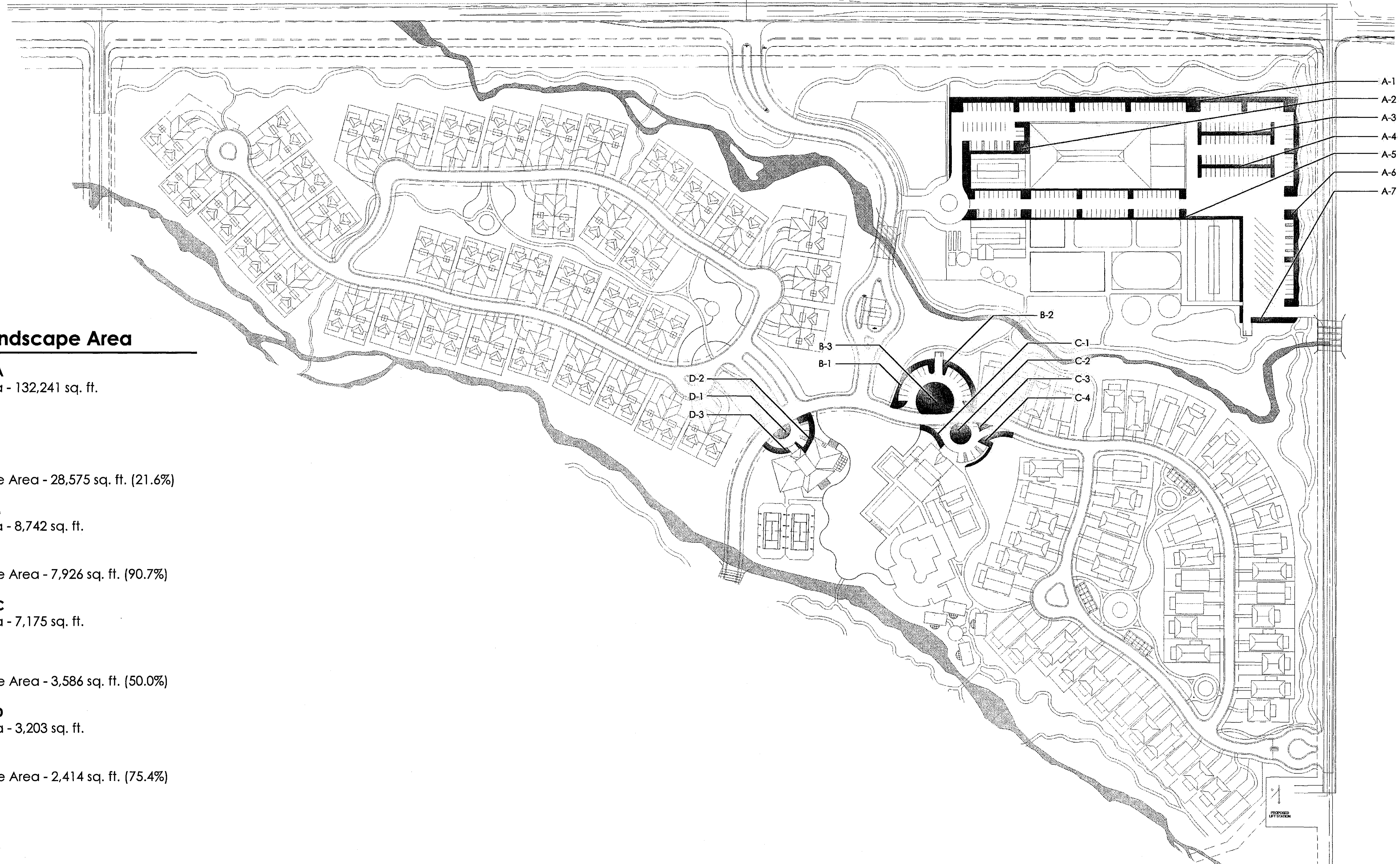
\* PLANTS WILL NOT BE PLACED WITHIN THE SCENIC CORRIDOR  
○ PLANTS WILL NOT BE PLACED WITHIN 6' OF ANY WALKWAY OR PEDESTRIAN AREAS

9-DR-2014  
7/3/2014



Date: July 3, 2014

GREY|PICKETT



**Parking Landscape Area**

**Parking Area - A**

Parking Lot Area - 132,241 sq. ft.

- A-1: 12,414 sq. ft.
- A-2: 5,670 sq. ft.
- A-3: 1,452 sq. ft.
- A-4: 1,452 sq. ft.
- A-5: 3,740 sq. ft.
- A-6: 2,715 sq. ft.
- A-7: 1,132 sq. ft.

Total Landscape Area - 28,575 sq. ft. (21.6%)

**Parking Area - B**

Parking Lot Area - 8,742 sq. ft.

- B-1: 1,730 sq. ft.
- B-2: 1,761 sq. ft.
- B-3: 4,435 sq. ft.

Total Landscape Area - 7,926 sq. ft. (90.7%)

**Parking Area - C**

Parking Lot Area - 7,175 sq. ft.

- C-1: 654 sq. ft.
- C-2: 1,520 sq. ft.
- C-3: 253 sq. ft.
- C-4: 1,159 sq. ft.


Total Landscape Area - 3,586 sq. ft. (50.0%)

**Parking Area - D**

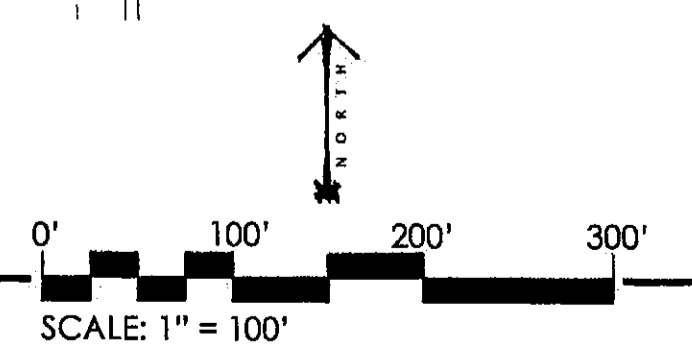
Parking Lot Area - 3,203 sq. ft.

- D-1: 696 sq. ft.
- D-2: 1,151 sq. ft.
- D-3: 567 sq. ft.

Total Landscape Area - 2,414 sq. ft. (75.4%)

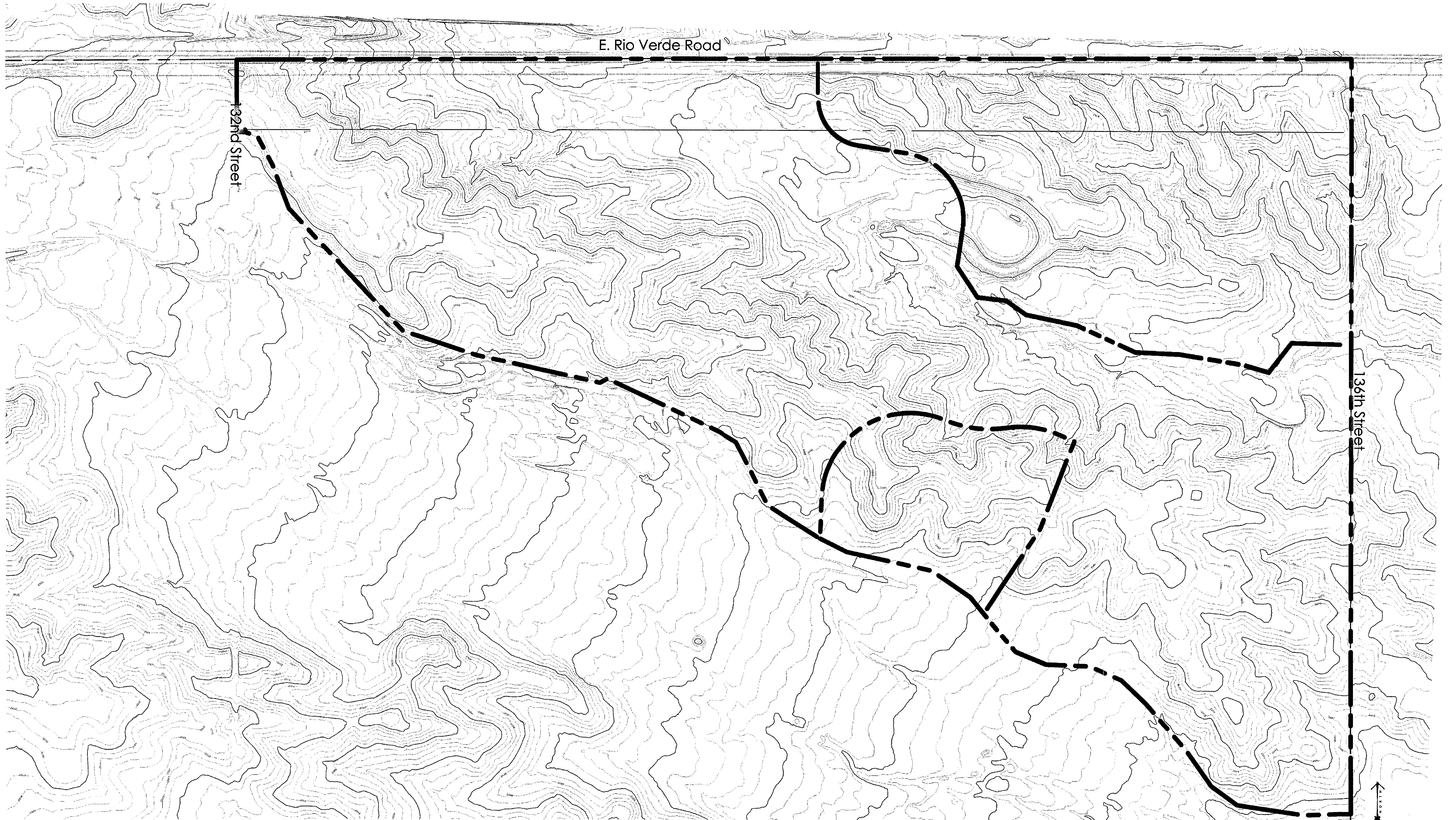


DRB Application  
**REATA RANCH**  
 Parking Lot Landscape Exhibit



STIPULATION SET  
 RETAIN FOR RECORDS  
 APPROVED  
*[Signature]*  
 DATE INITIALS

9-DR-2014  
 9/11/2014



E. Rio Verde Road

132nd Street

136th Street


DRB APPLICATION  
**REATA RANCH**  
TOPOGRAPHY MAP

0' 100' 200' 300'  
SCALE: 1" = 100'

9-DR-2014  
3/26/2014

Date: March 21, 2014

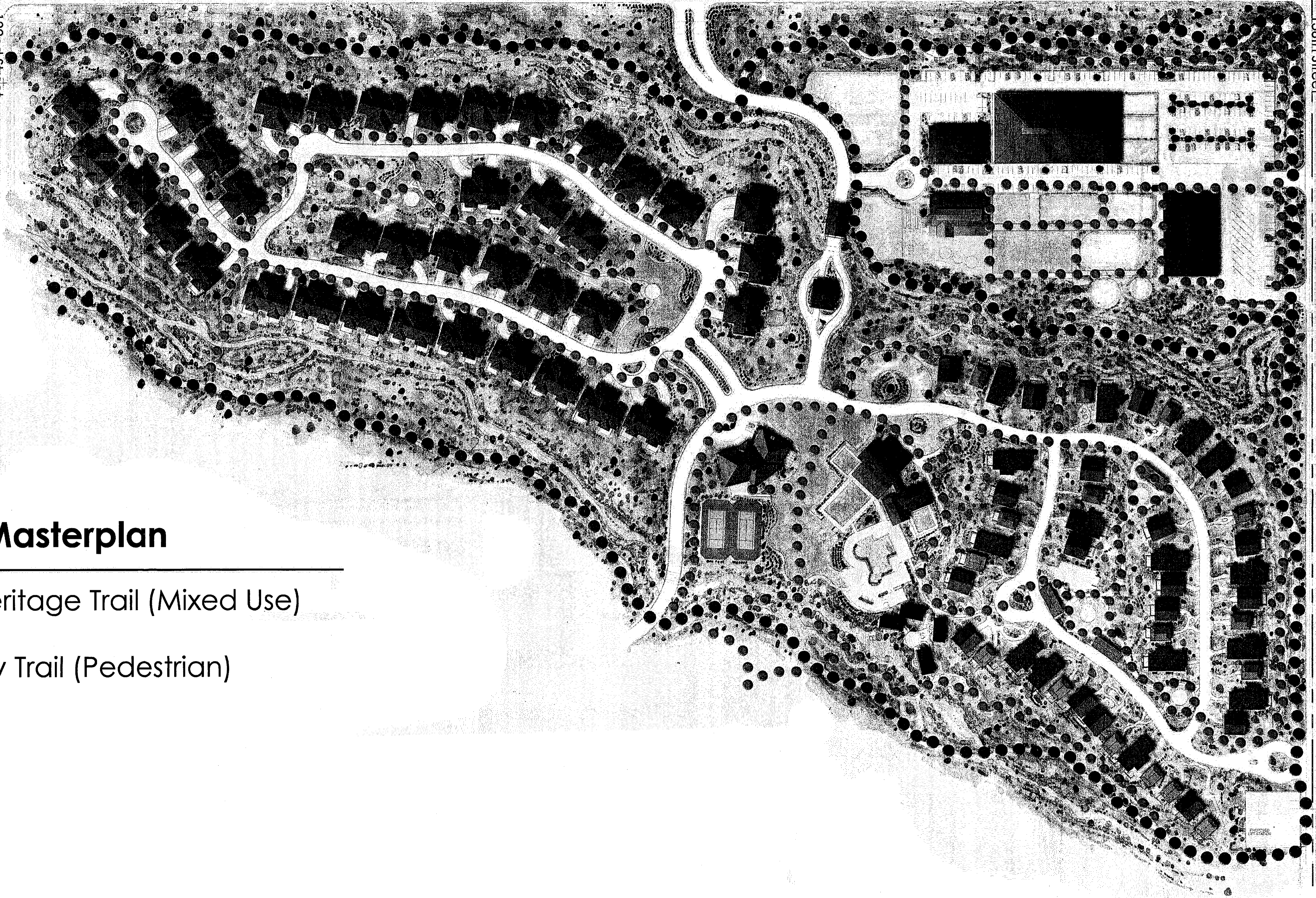
GREY|PICKETT



E. Rio Verde Road

132nd Street


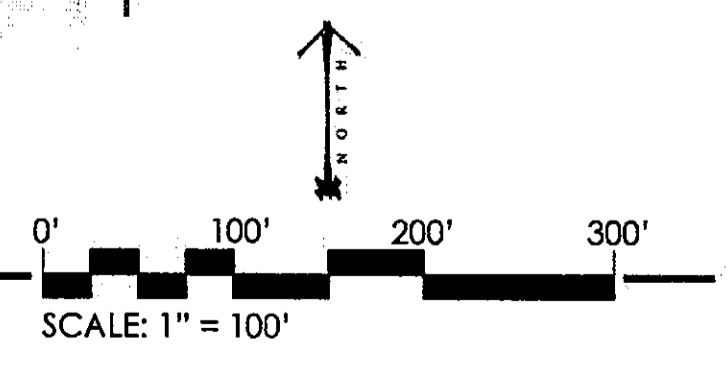
134th Street

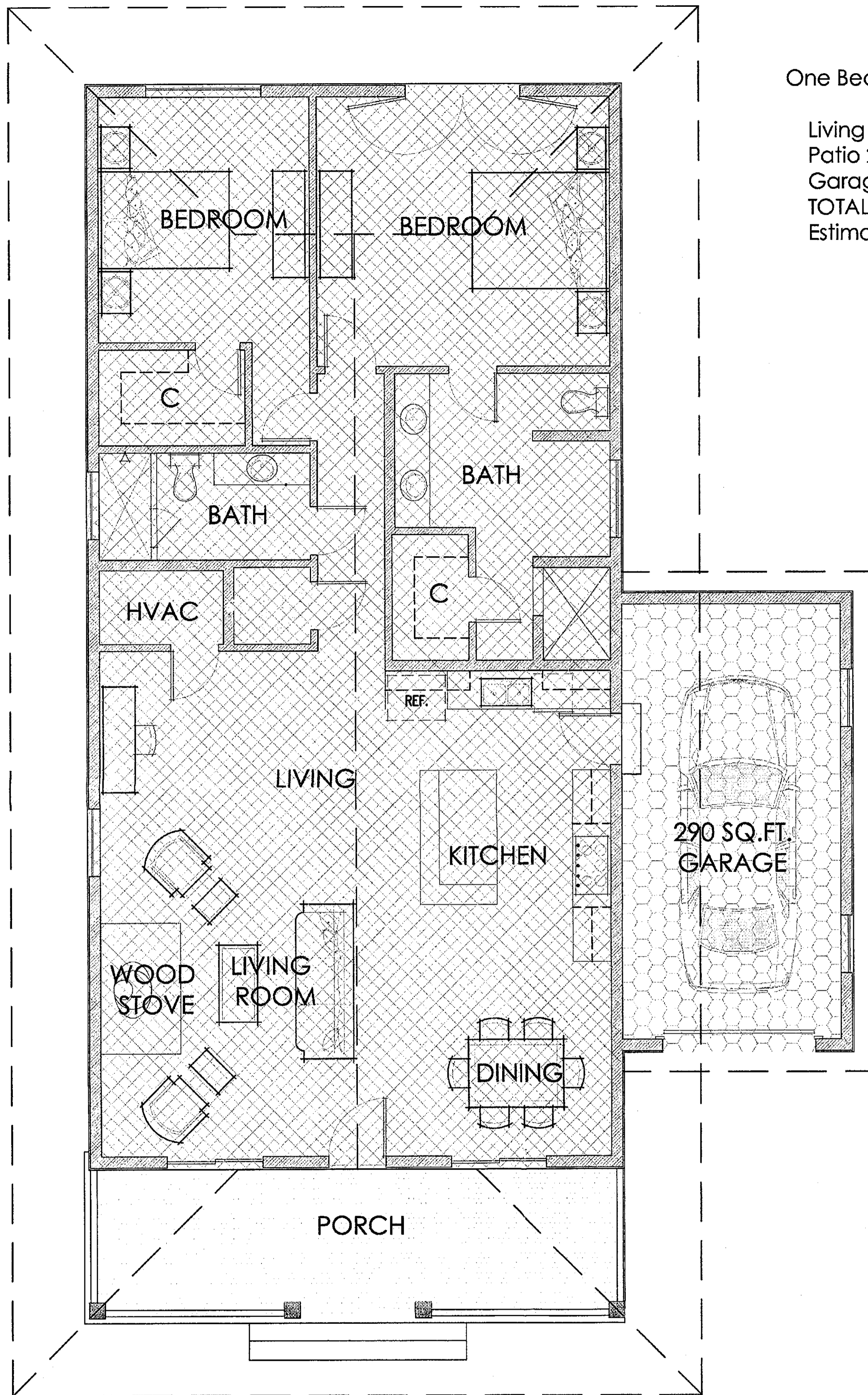


## Trail Masterplan

- Western Heritage Trail (Mixed Use)
- Community Trail (Pedestrian)

DRB Application  
**REATA RANCH**  
 Trail Masterplan



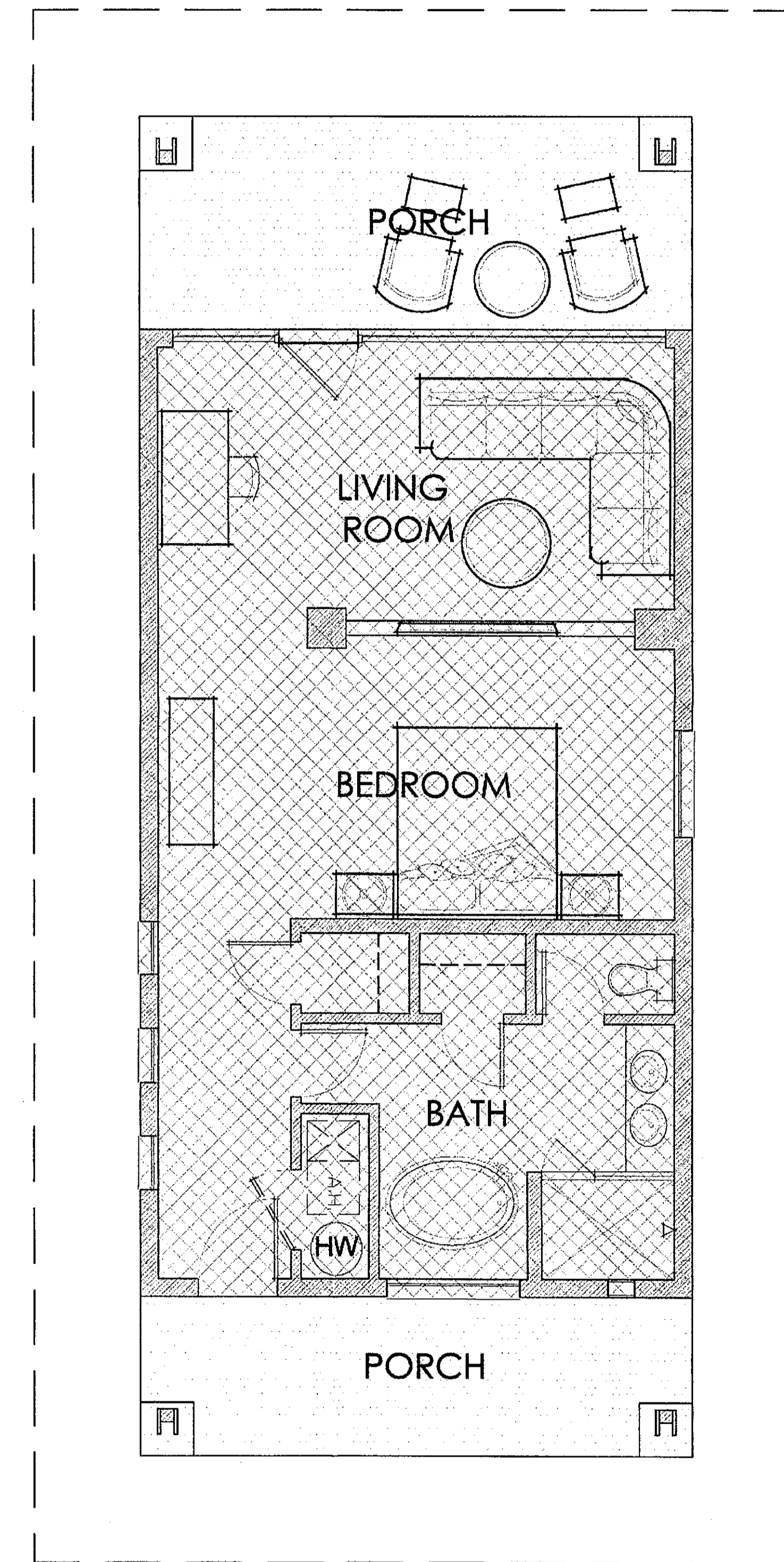


One Bedroom Lodge With Garage Information

Living 1,537 sq. ft.  
 Patio 220 sq. ft.  
 Garage 290 sq. ft.  
 TOTAL: 2,047 sq. ft.  
 Estimated Parking Calculations 1.25 x 16 units = 20 parking spaces

Resort Cabin Information

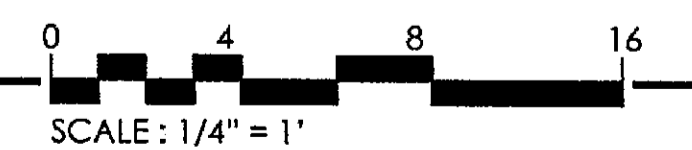

Living 508 sq. ft.  
 Patio 96 sq. ft.  
 TOTAL: 604 sq. ft.  
 Estimated Parking Calculations 1.25 x 4 units = 5 parking spaces



FLOOR PLAN WORKSHEET

**REATA RANCH**

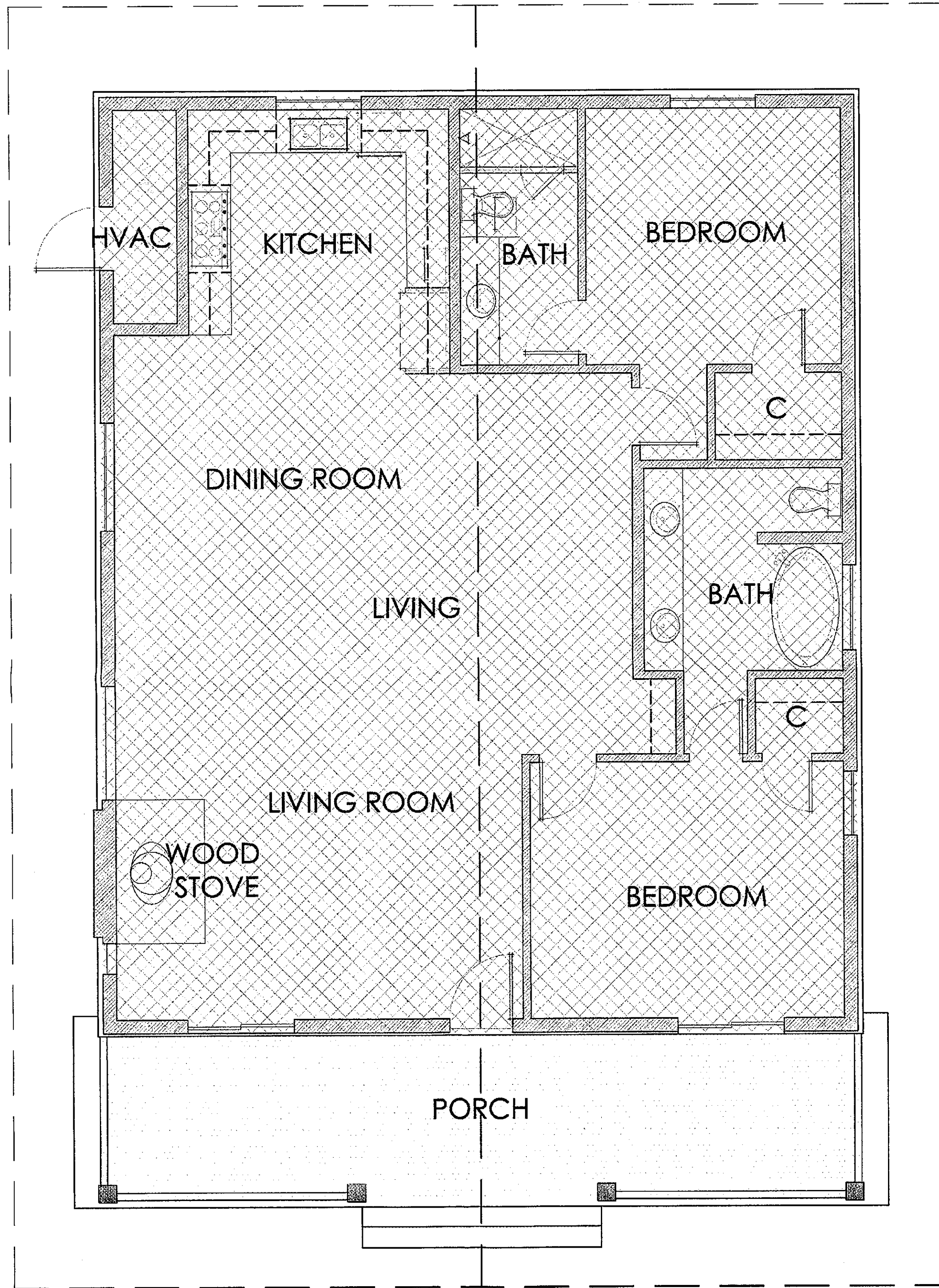
ONE BEDROOM LODGE WITH GARAGE & RESORT CABIN





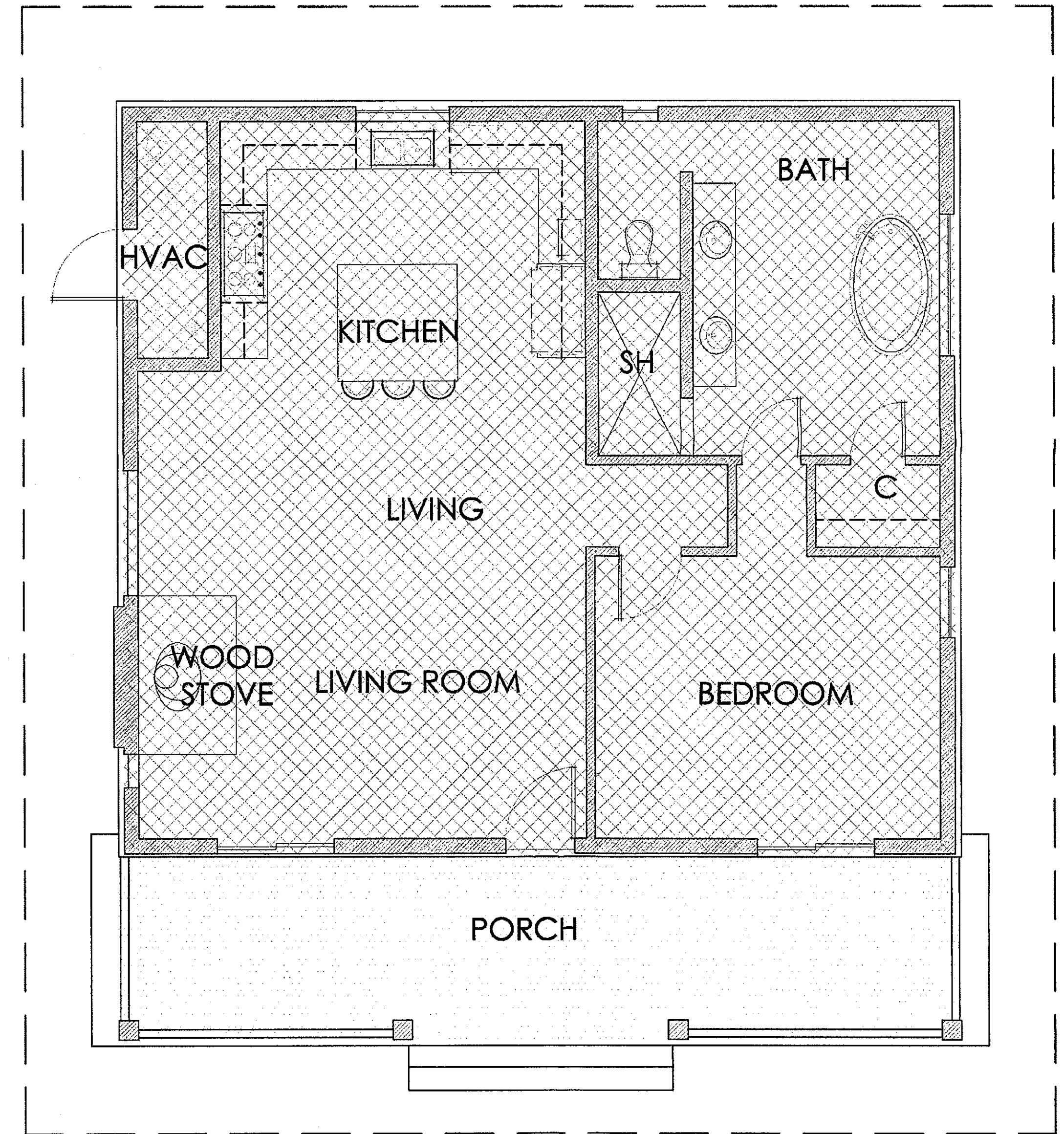
Two Bedroom Cabin Information

Living 1,522 sq. ft.  
 Patio 285 sq. ft.  
 TOTAL: 1,807 sq. ft.  
 Estimated Parking Calculations 1.25 x 18 units = 23 parking spaces



One Bedroom Lodge Information


Living 1,089 sq. ft.  
 Patio 285 sq. ft.  
 TOTAL: 1,374 sq. ft.  
 Estimated Parking Calculations 1.25 x 13 units = 16 parking spaces

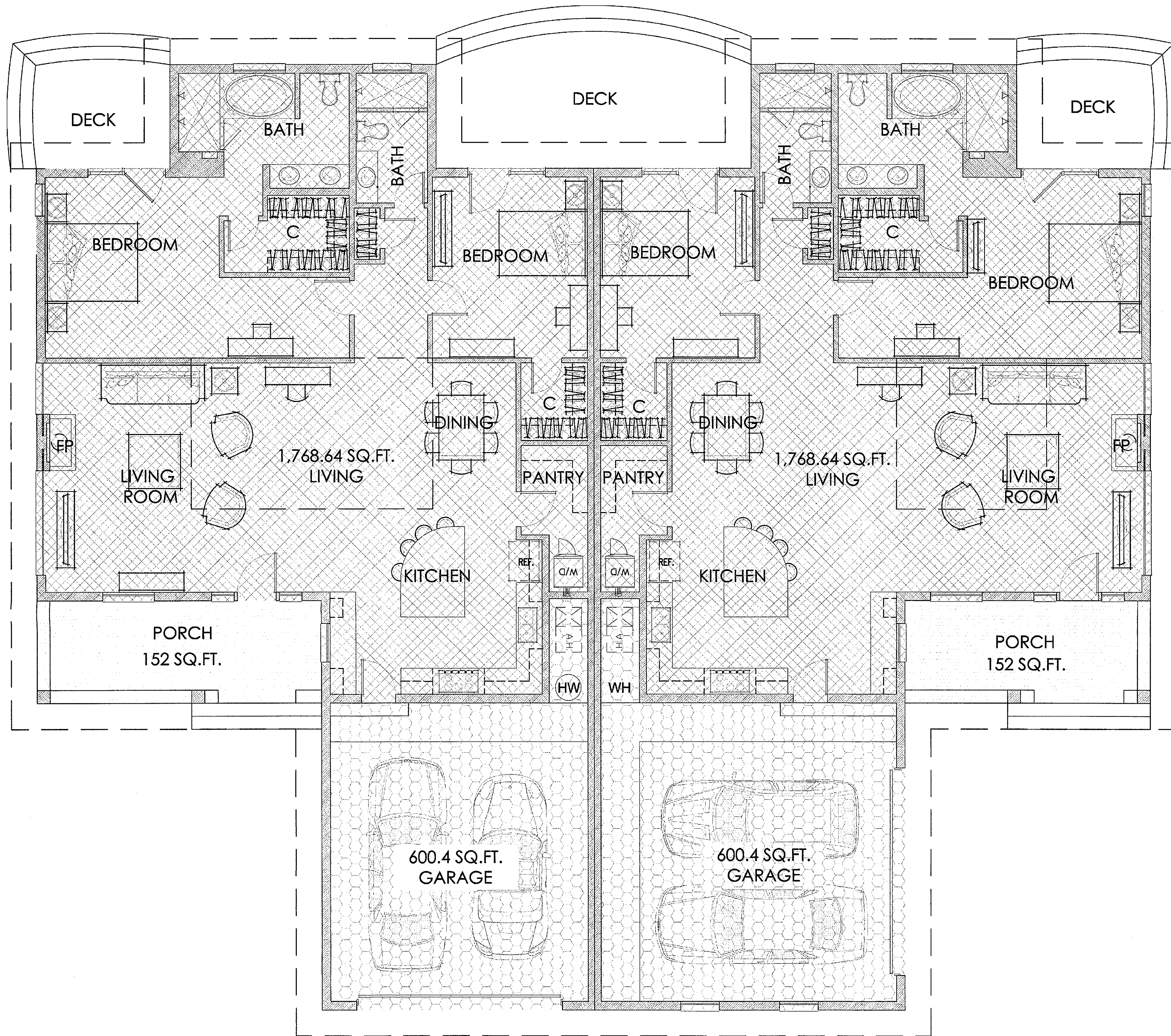


FLOOR PLAN WORKSHEET

**REATA RANCH**

TWO BEDROOM CABIN & ONE BEDROOM LODGE






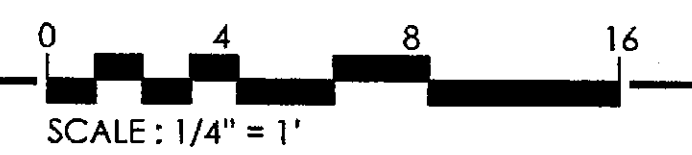
Duplex Casita Information

Living 1,769sq. ft.  
 Patio 152 sq. ft.  
 Garage 600 sq. ft.  
 TOTAL: 2521 sq. ft.  
 Estimated Parking Calculations 1.25 x 78 units = 97.5 parking spaces

FLOOR PLAN WORKSHEET

**REATA RANCH**

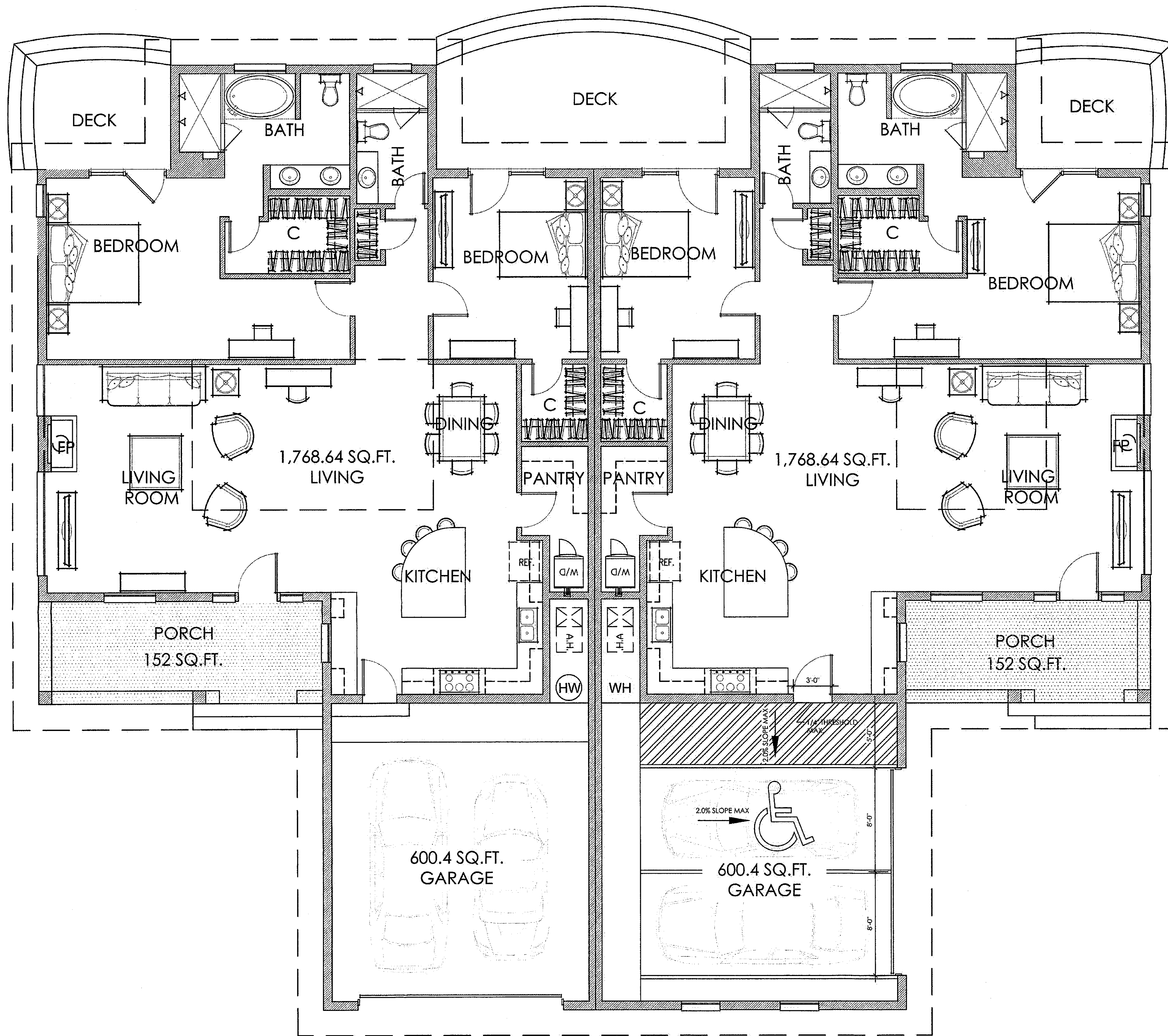
DUPLEX CASITA



9-DR-2014  
 3/26/2014

Date: March 21, 2014

GREY|PICKETT




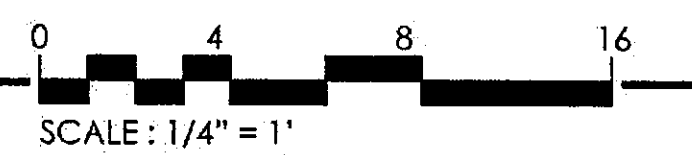
Duplex Casita Information

Living 1,769sq. ft.  
 Patio 152 sq. ft.  
 Garage 600 sq. ft.  
 TOTAL: 2521 sq. ft.  
 Estimated Parking Calculations 1.25 x 78 units = 97.5 parking spaces

FLOOR PLAN WORKSHEET

**REATA RANCH**

DUPLEX CASITA (w/ accessible parking)

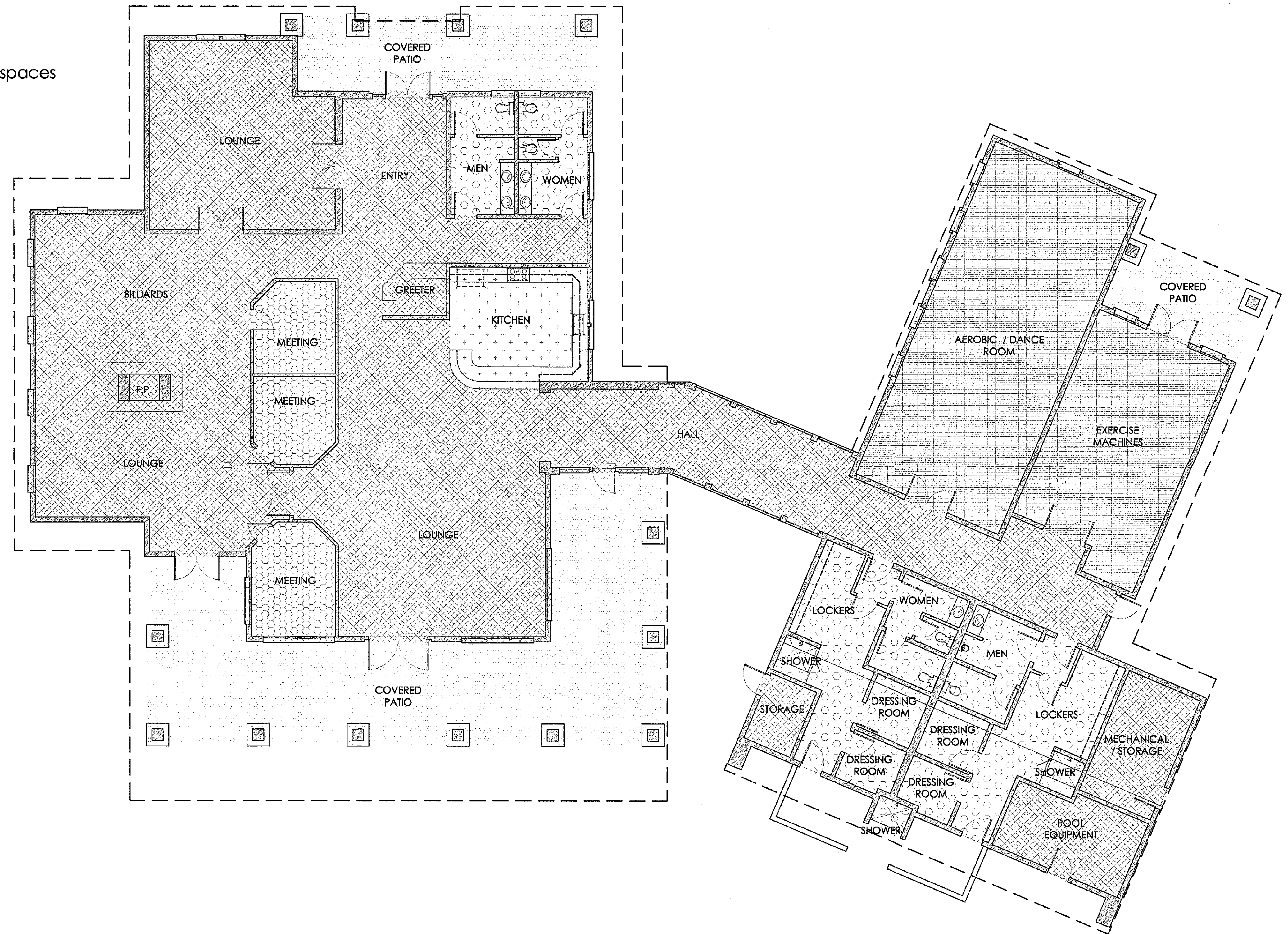


9-DR-2014  
 9/11/2014

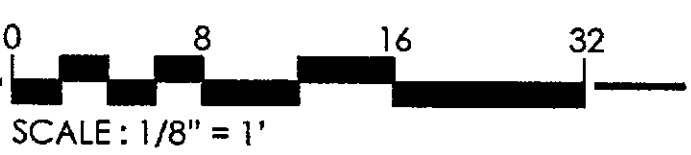

Date: September 11, 2014  
 GREY|PICKETT

Recreation Center Information

Common Area 1,883 sq. ft.  
 Restrooms 302 sq. ft.  
 Locker Rooms 1,215 sq. ft.  
 Meeting Rooms 472 sq. ft.  
 Exercise Rooms 1,748 sq. ft.  
 Storage / Mechanical 482 sq. ft.  
 Kitchen 322 sq. ft.  
 Covered Patio 2,084 sq. ft.  
 TOTAL: 8,508 sq. ft.  
 Estimated Parking Calculations  $6424 / 200 = 32$  parking spaces

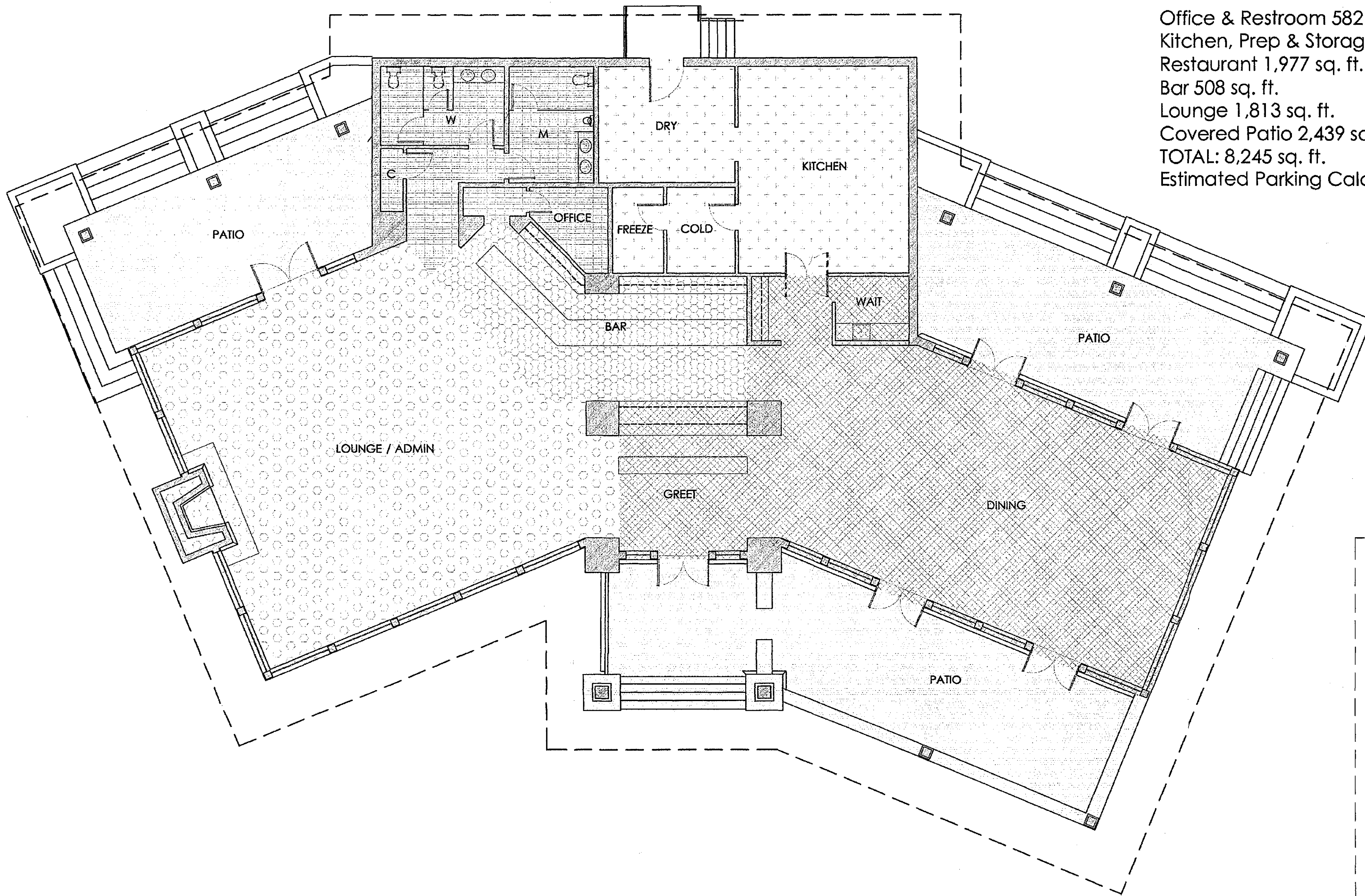


FLOOR PLAN WORKSHEET  
**REATA RANCH**  
 RECREATION CENTER



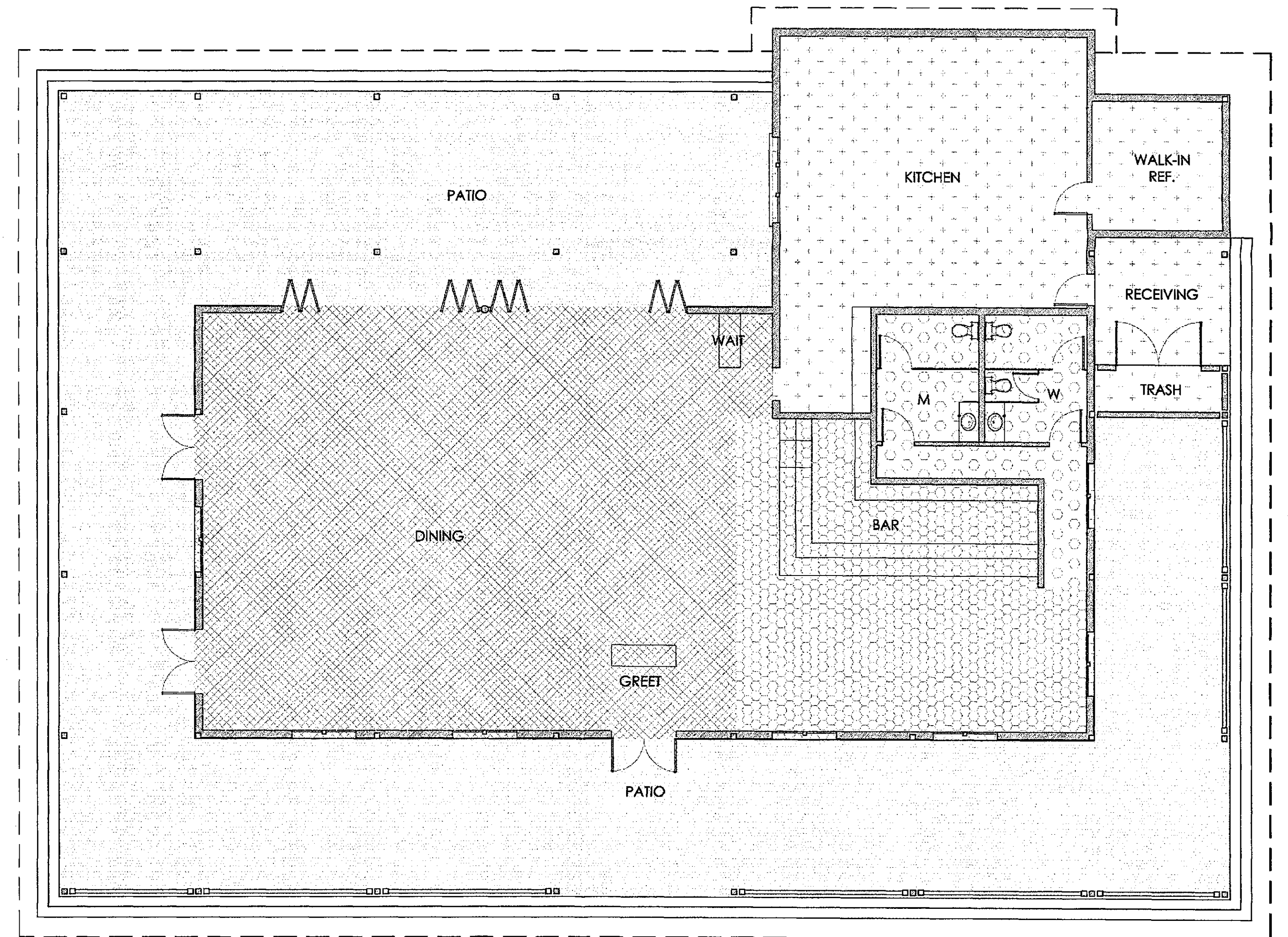
Resort Lodge Information

Office & Restroom 582 sq. ft.  
 Kitchen, Prep & Storage 926 sq. ft.  
 Restaurant 1,977 sq. ft.  
 Bar 508 sq. ft.  
 Lounge 1,813 sq. ft.  
 Covered Patio 2,439 sq. ft.  
 TOTAL: 8,245 sq. ft.  
 Estimated Parking Calculations  $2100 \text{ sf} / 350 + 5805 \text{ sf} / 120 = 54$  parking spaces



Reata Ranch Cantina Information

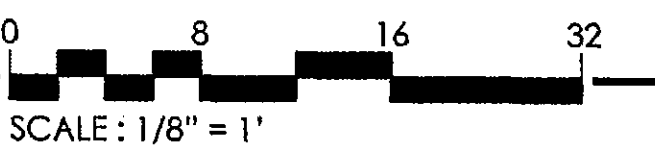

Dining 2,076 sq. ft.  
 Covered Patio 3,848 sq. ft.  
 Bar Service 824 sq. ft.  
 Restroom 356 sq. ft.  
 Kitchen 896 sq. ft.  
 TOTAL: 8,000 sq. ft.  
 Estimated Parking Calculations  $4508 \text{ sf} / 60 + 3648 \text{ sf} / 200 = 93$  parking



FLOOR PLAN WORKSHEET

**REATA RANCH**

RESORT LODGE & REATA RANCH CANTINA



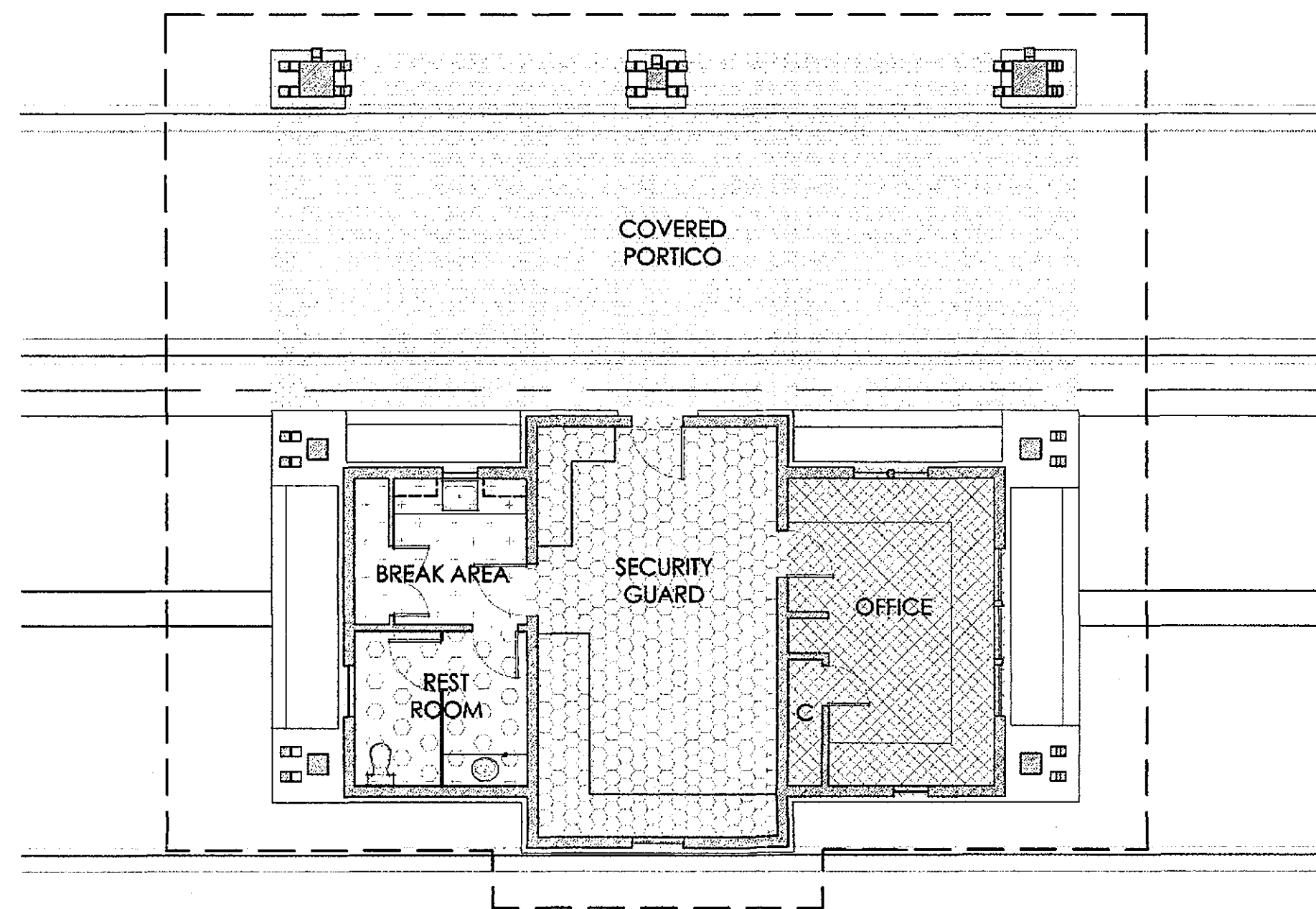
9-DR-2014  
 3/26/2014

Date: March 21, 2014

GREY|PICKETT


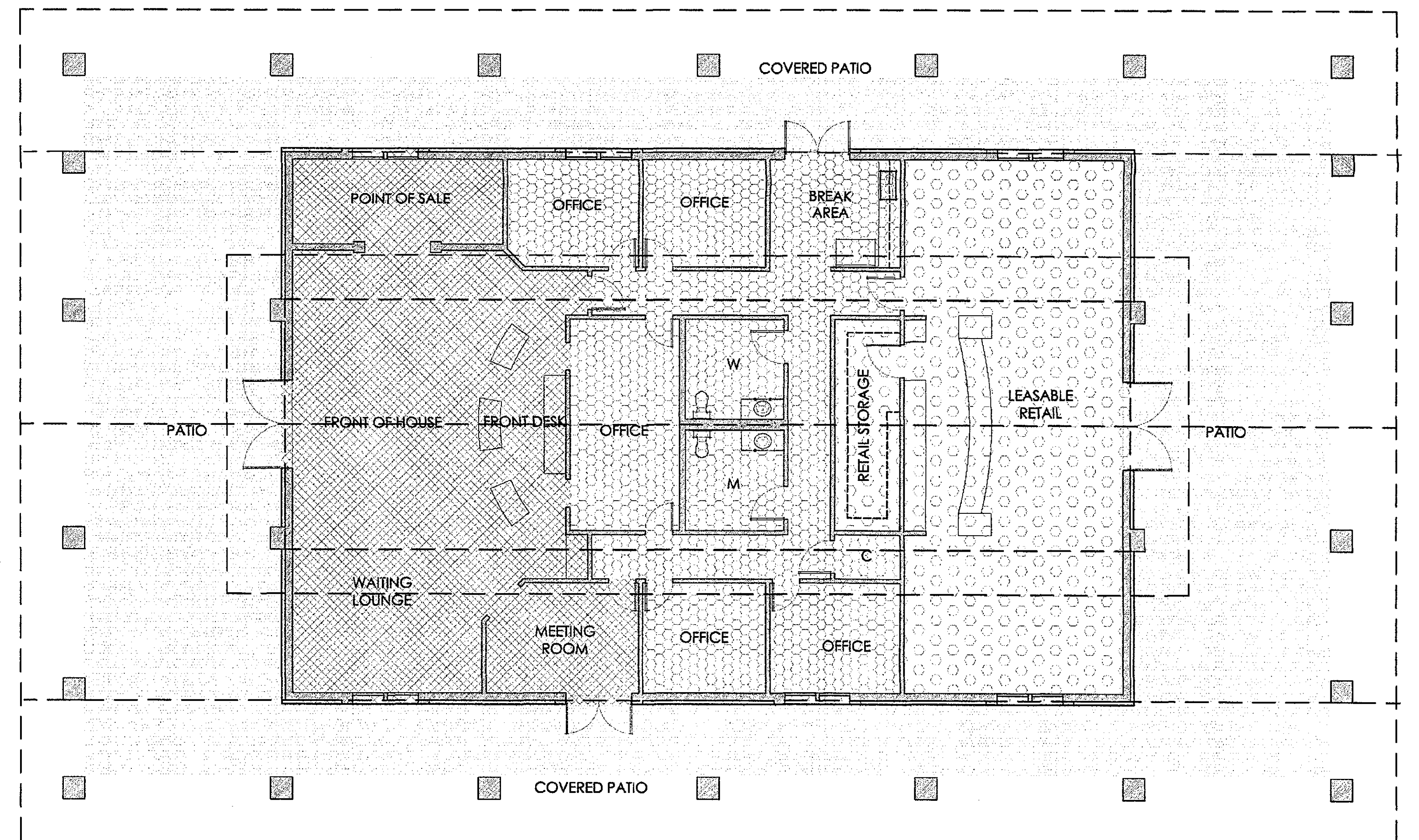
Gate House Information

Office 240 sq. ft.  
 Guard Area 381 sq. ft.  
 Break Area 100 sq. ft.  
 Restroom 102 sq. ft.  
 Covered Area 1,925 sq. ft.  
 TOTAL: 2,748 sq. ft.  
 Estimated Parking Calculations  $822 / 200 = 4$  parking spaces

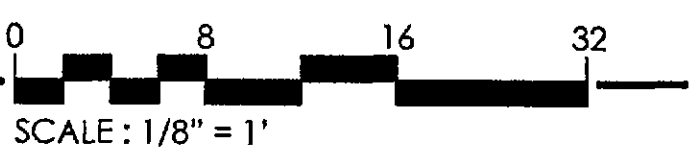


Equestrian Lodge Information

Resort Front of House 1,360 sq. ft.  
 Back of House/Office 1,383 sq. ft.  
 Leasable Retail 1,209 sq. ft.  
 Covered Patio 3,344 sq. ft.  
 TOTAL: 7,296 sq. ft.  
 Estimated Parking Calculations  $7296 / 250 = 29$  parking spaces



FLOOR PLAN WORKSHEET  
**REATA RANCH**  
 ENTRY GATE HOUSE & EQUESTRIAN LODGE



9-DR-2014  
 3/26/2014


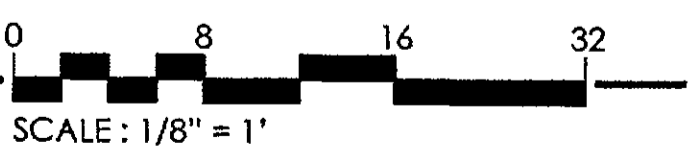
Date: March 21, 2014

GREY|PICKETT



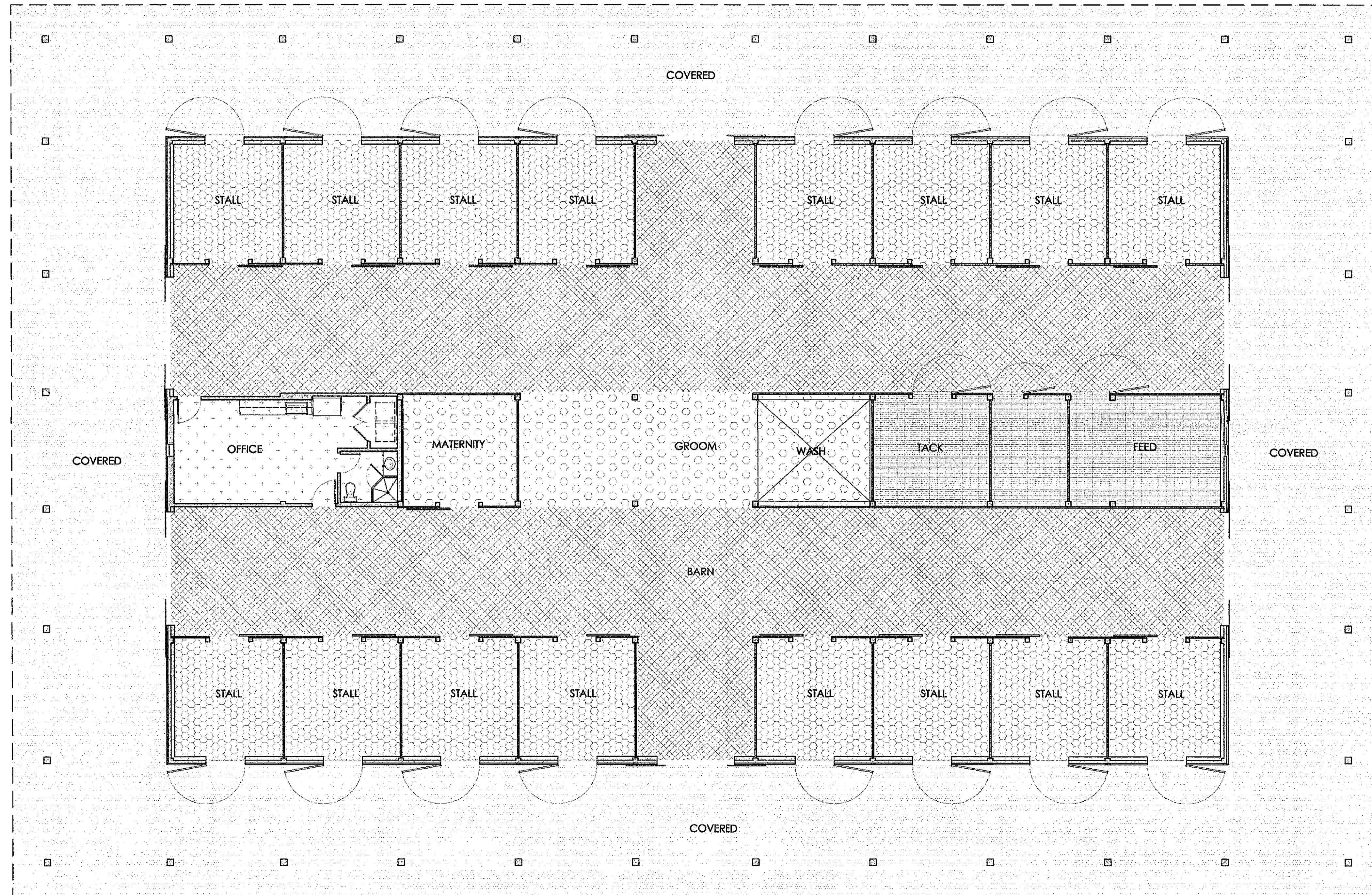
FLOOR PLAN WORKSHEET

**REATA RANCH**  
EQUESTRIAN ARENA

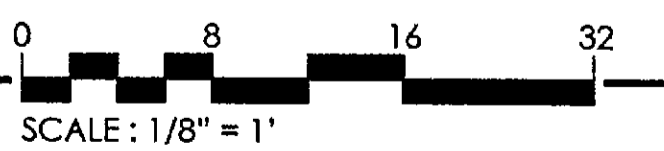



Equestrian Barn Information

Office 427 sq. ft.  
Common Area 4,878 sq. ft.  
Care 889 sq. ft.  
Stalls 3,769 sq. ft.  
Covered 9,316 sq. ft.  
Feed & Storage 671 sq. ft.  
TOTAL: 19,950 sq. ft.  
Estimated Parking Calculations: 16 stalls / 2 = 8 parking spaces



FLOOR PLAN WORKSHEET  
**REATA RANCH**  
EQUESTRIAN BARN



9-DR-2014  
3/26/2014

Date: March 21, 2014  
GREY|PICKETT

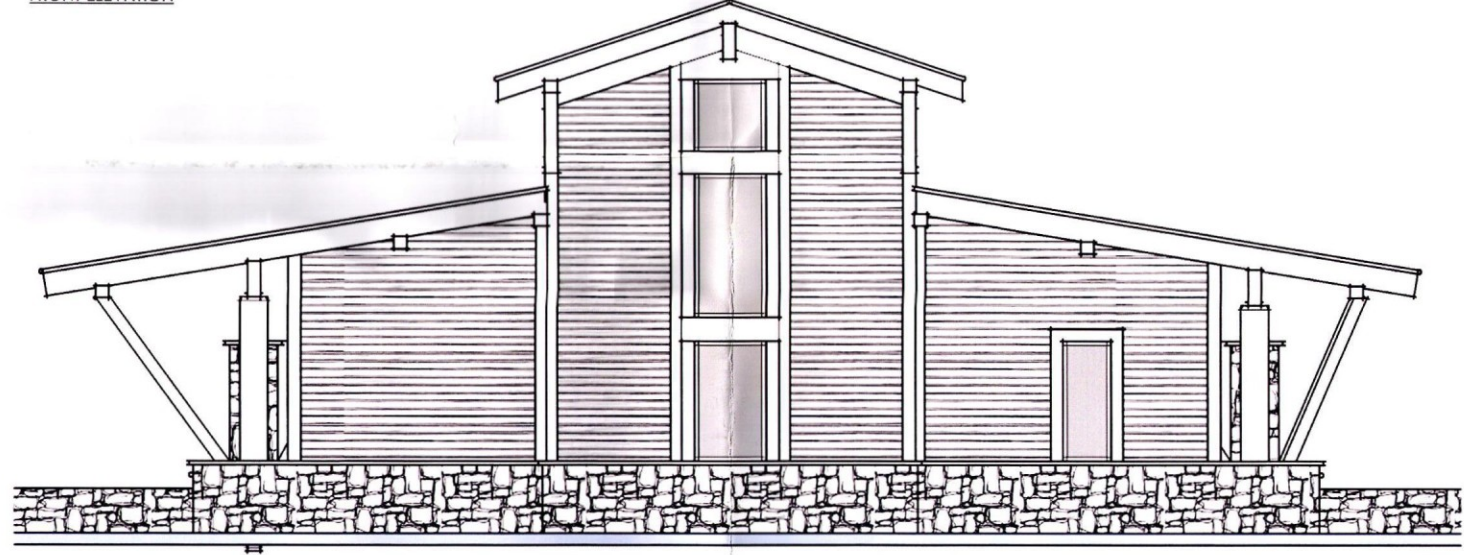




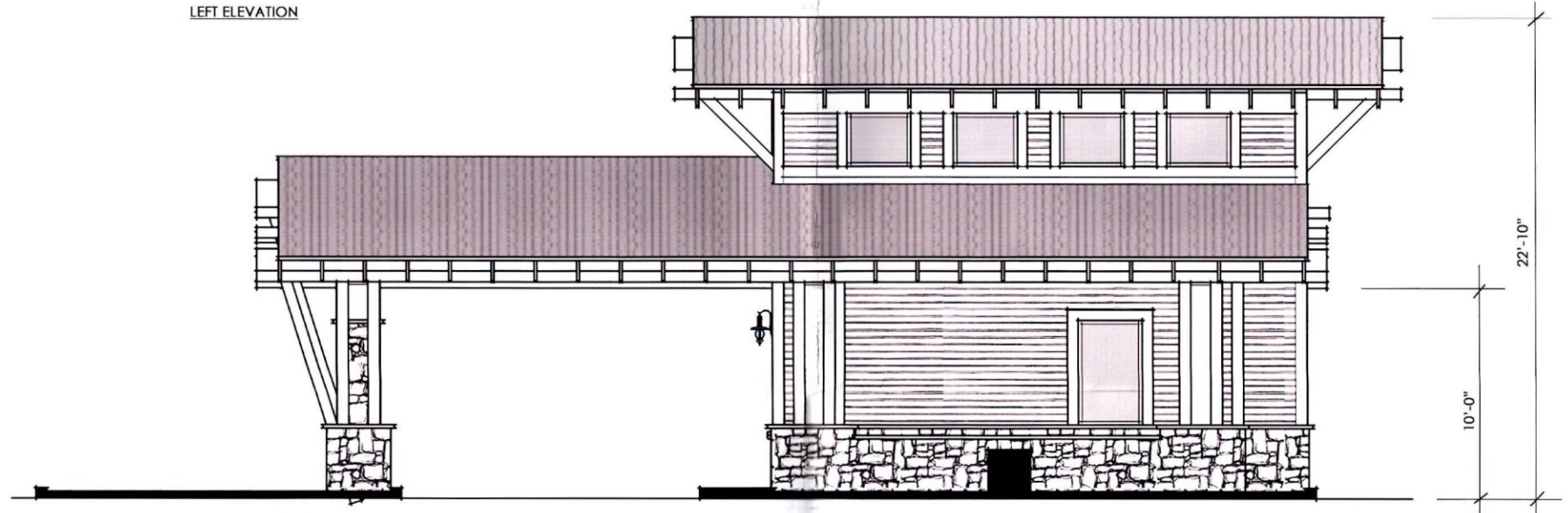
HEAVY TIMBER WOOD BEAMS  
CEDAR-STYLE COMPOSITE LAP SIDING  
BRONZE COLORED ALUMINUM CLAD WINDOWS

RUSTED, CORRUGATED STEEL ROOF  
LOCAL DRY-STACKED FIELD STONE

FRONT ELEVATION

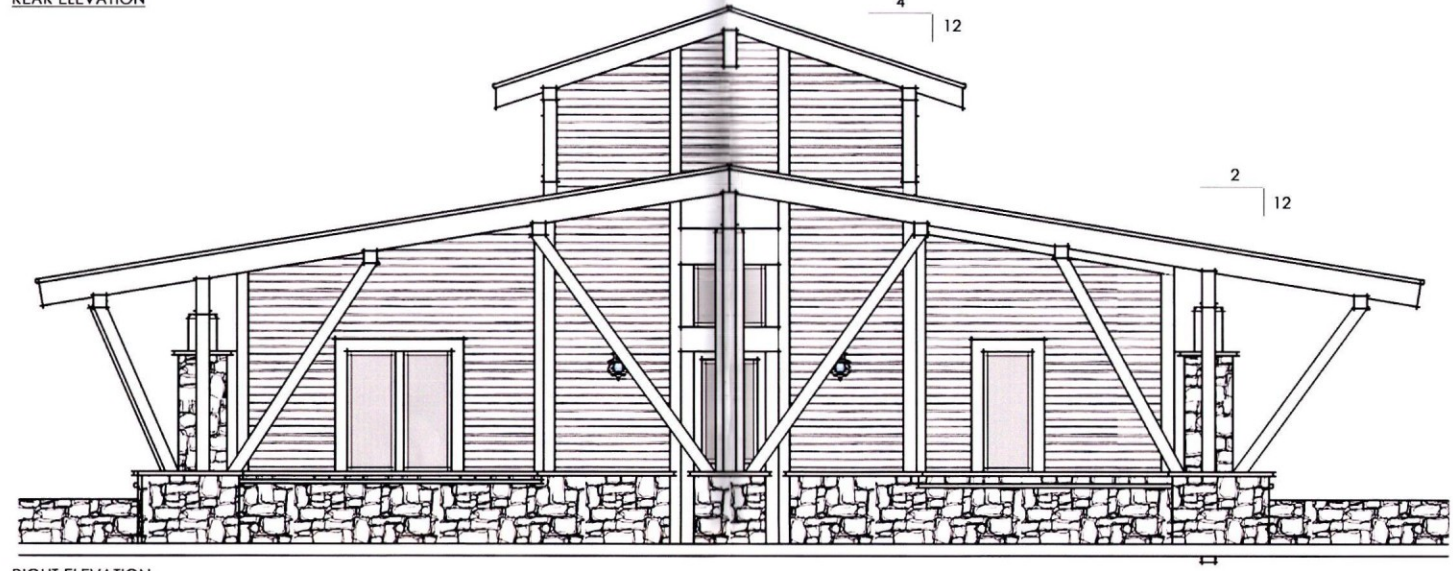


LEFT ELEVATION



REAR ELEVATION

22'-10"  
10'-0"



RIGHT ELEVATION

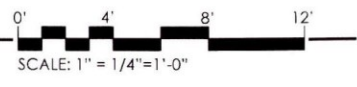
4 | 12  
2 | 12



STREETSCAPE ELEVATION



DRB APPLICATION  
**REATA RANCH**  
ENTRY GATEHOUSE ELEVATIONS



STIPULATION SET  
RETAIN FOR RECORDS  
APPROVED  
11/26/14 *Cone*  
DATE INITIALS

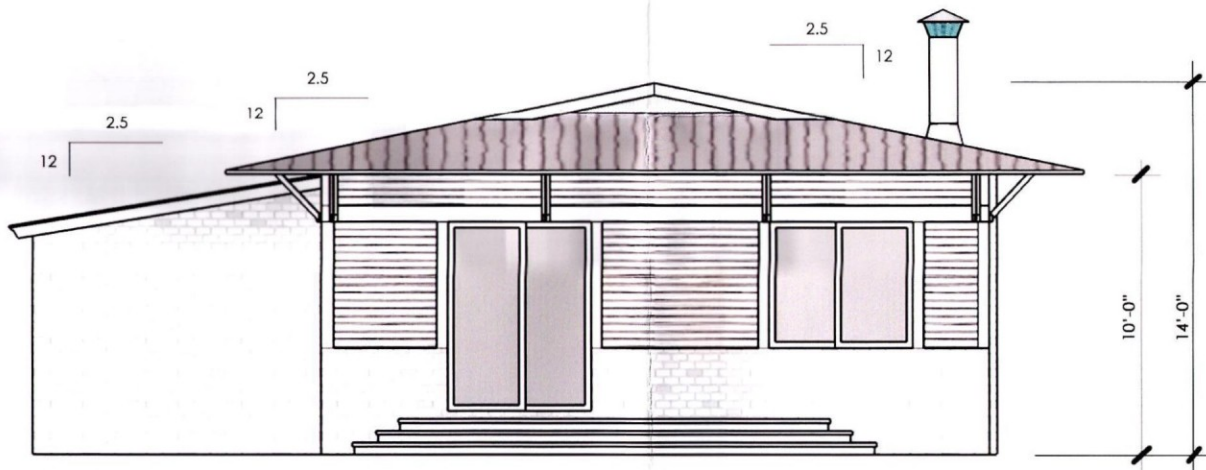
9-DR-2014  
3/26/2014

Date: March 21, 2014  
GREY|PICKETT

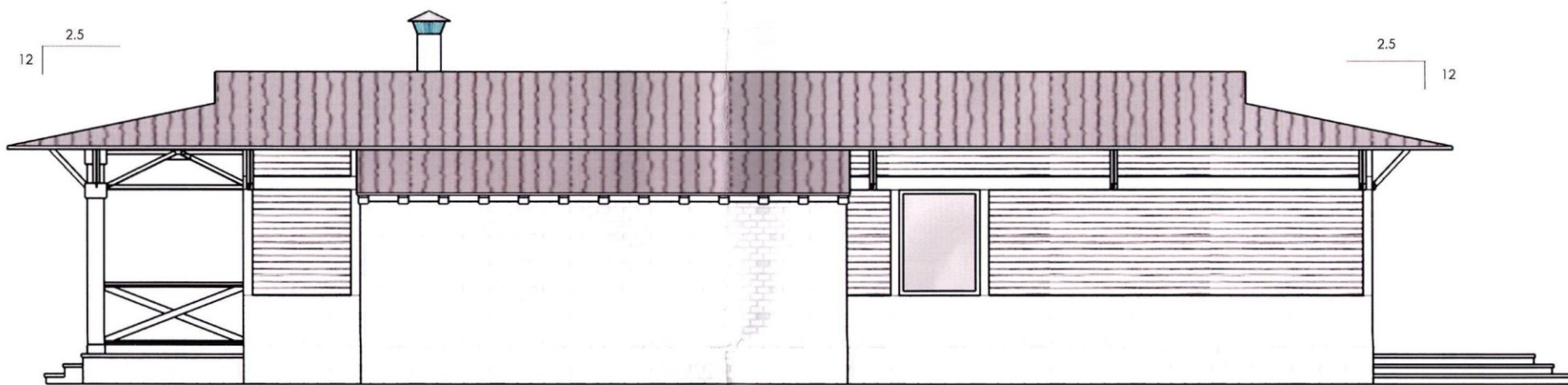
- NATURAL STEEL ROOF VENT
- NATURAL STEEL STANDING SEAM ROOFING
- PAINTED STEEL TRUSS
- STAINED WOOD TRIM
- STAINED WOOD GARAGE DOOR
- NATURAL STEEL STOVE PIPE CHIMNEY
- BRONZE COLOR ALUMINUM CLAD WINDOWS
- PAINTED CEDAR-STYLE COMPOSITE LAP SIDING
- NATURAL CLAY BRICK MASONRY VENEER



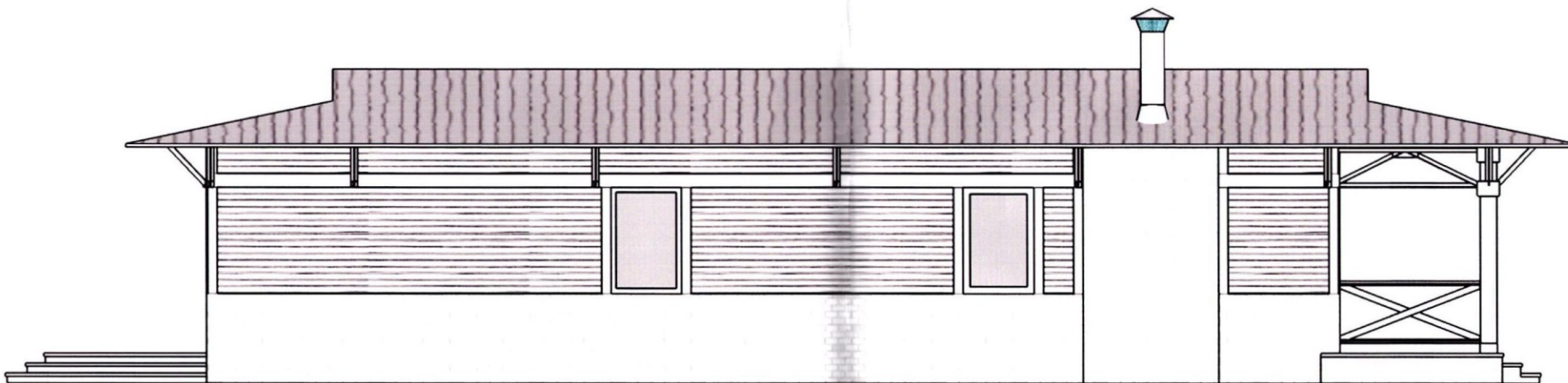
FRONT ELEVATION



REAR ELEVATION



RIGHT ELEVATION



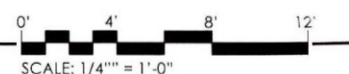
LEFT ELEVATION



STREETSCAPE ELEVATION



DRB APPLICATION  
**REATA RANCH**  
 ONE BEDROOM LODGE WITH GARAGE ELEVATIONS




STIPULATION SE:  
 RETAIN FOR RECORDS  
 APPROVED  
 1/26/14 *Com*  
 DATE INITIALS

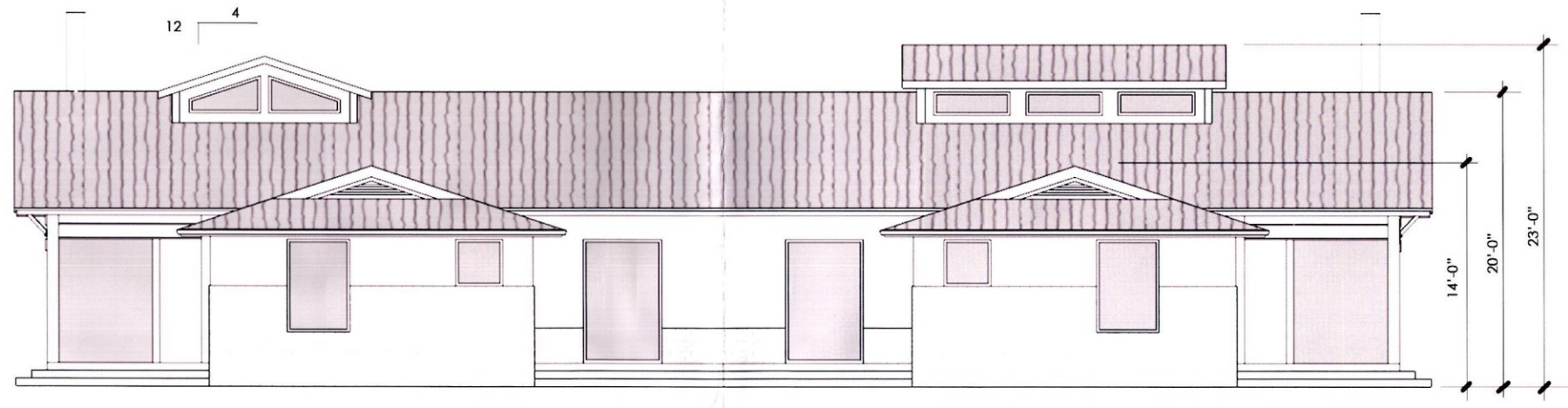
9-DR-2014  
 3/26/2014  
 Date: March 21, 2014  
 GREY/PICKETT



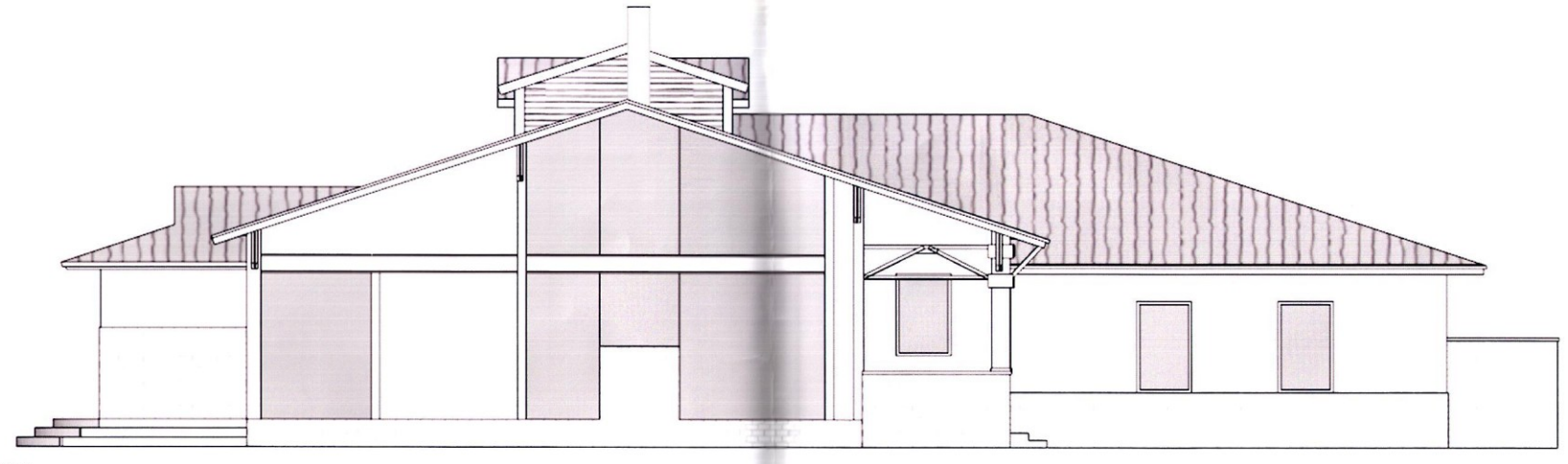
FRONT ELEVATION



RIGHT ELEVATION



REAR ELEVATION

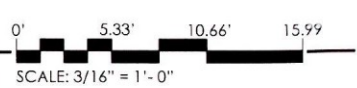


LEFT ELEVATION



STREETSCAPE ELEVATION

DRB APPLICATION  
**REATA RANCH**  
 DUPLEX CASITA ELEVATIONS



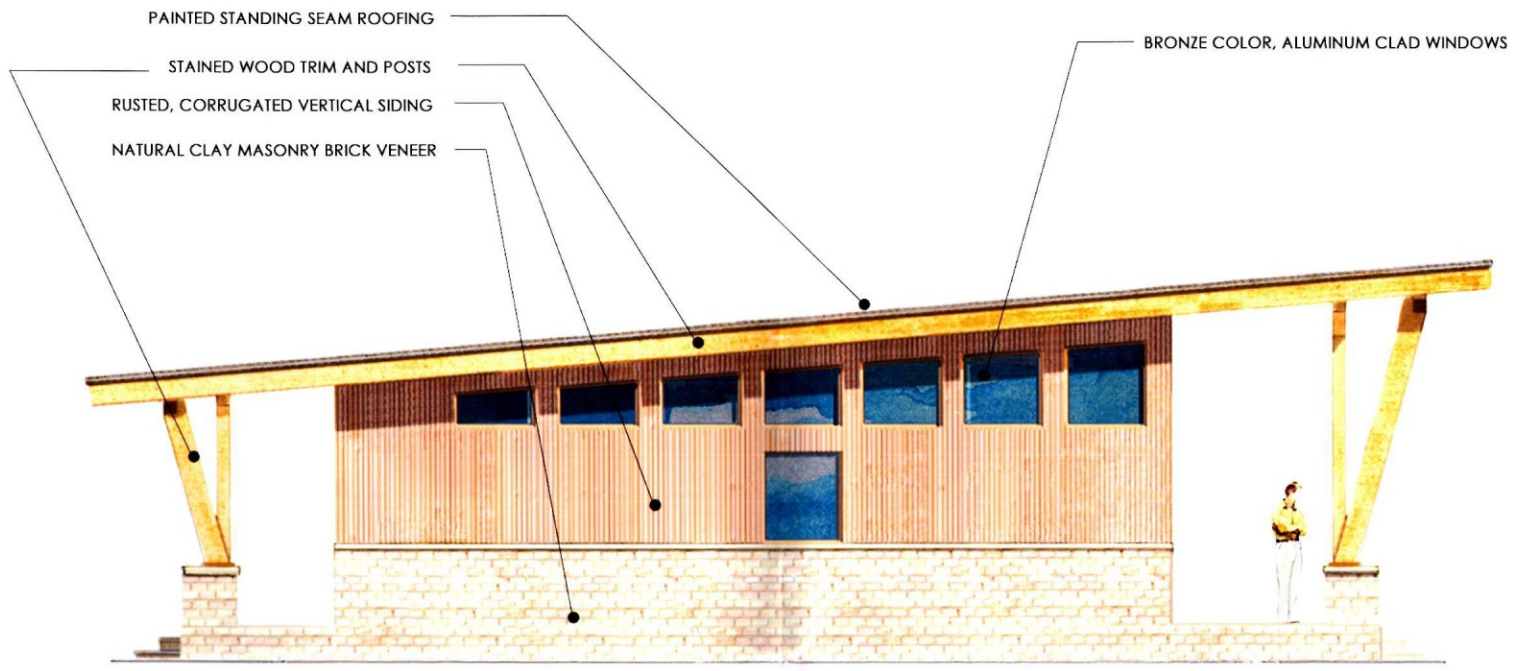
STIPULATION SET.  
 RETAIN FOR RECORDS  
 APPROVED  
 11/20/14 *Com*  
 DATE INITIALS

9-DR-2014  
 3/26/2014

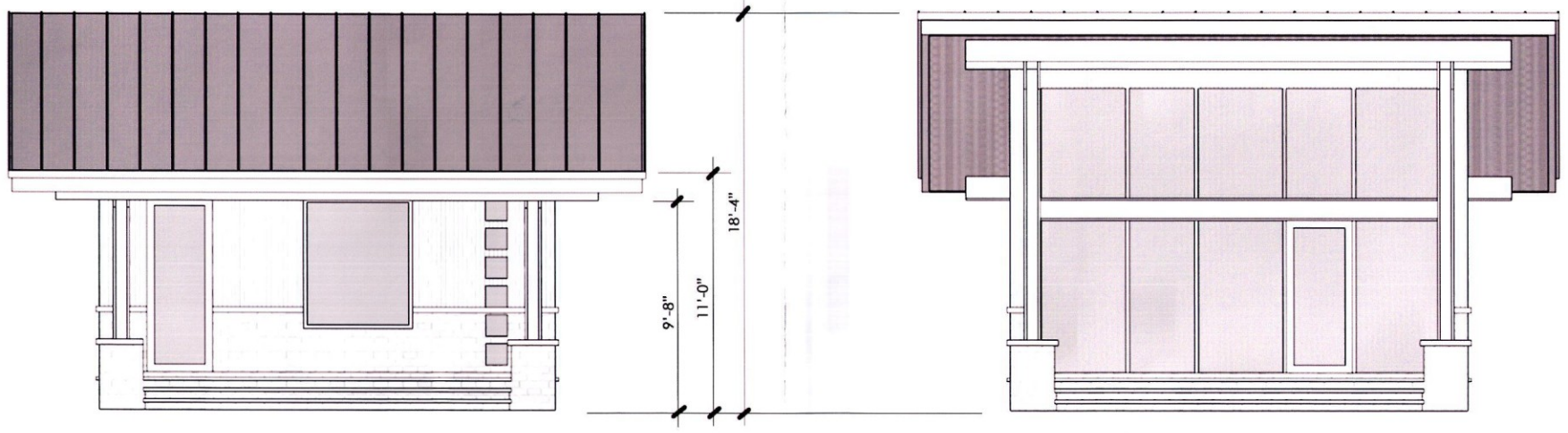
Date: March 21, 2014

GREY PICKETT



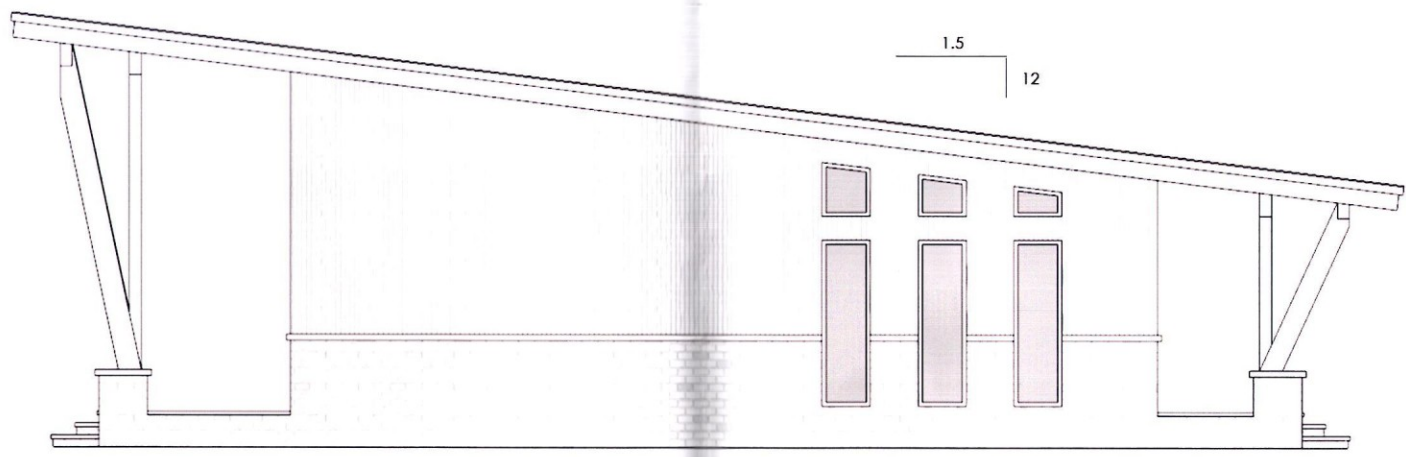


RIGHT ELEVATION



FRONT ELEVATION

REAR ELEVATION



LEFT ELEVATION



STREETSCAPE ELEVATION

DRB APPLICATION  
**REATA RANCH**  
 RESORT CABIN ELEVATIONS



STIPULATION SE:  
 RETAIN FOR RECORDS  
 APPROVED  
 11/25/14  
 [Signature] INITIALS

9-DR-2014  
 3/26/2014

Date: March 21, 2014  
 GREY|PICKETT



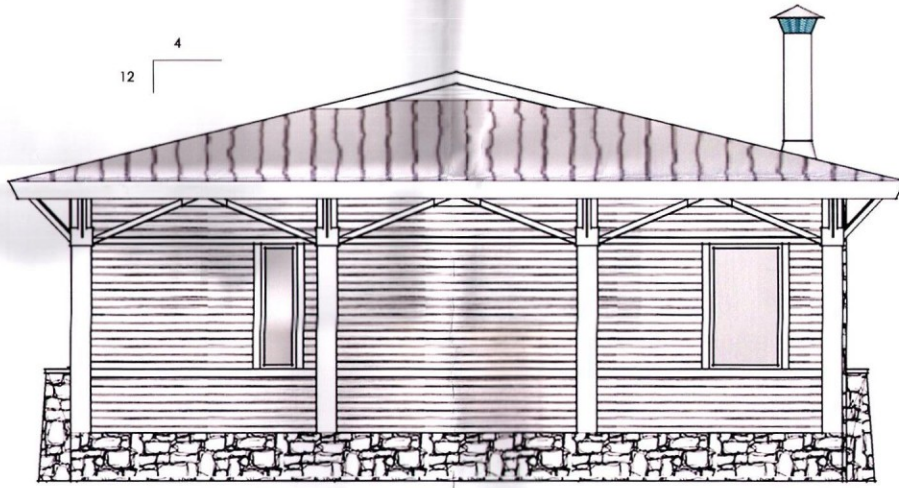
STEEL STOVE PIPE CHIMNEY  
BRONZE COLORED ALUMINUM CLAD WINDOW  
LOCAL FIELD STONE



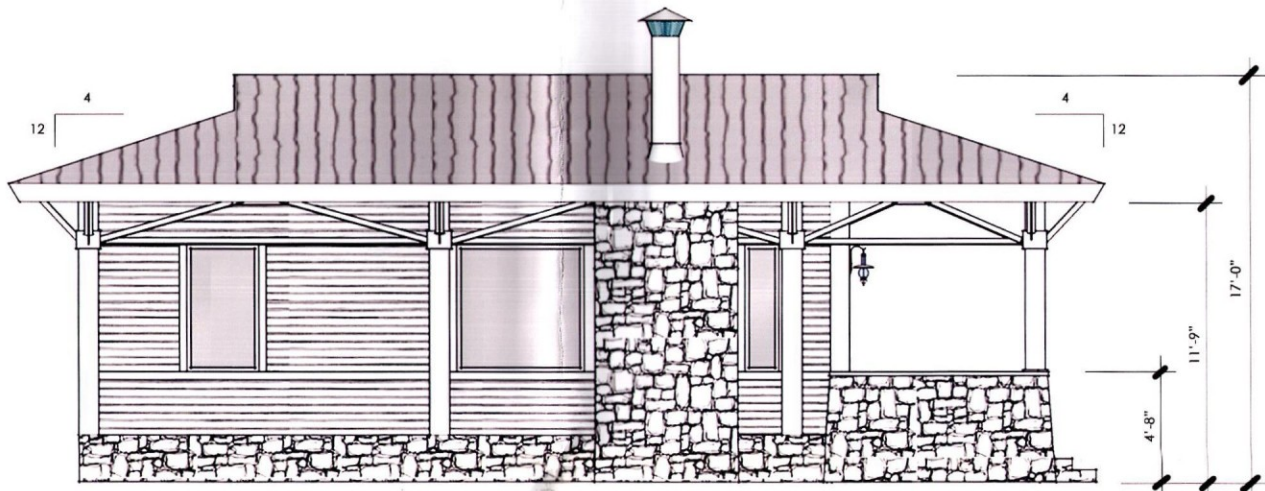
FRONT ELEVATION

NATURAL STEEL ROOF VENT  
NATURAL STANDING SEAM STEEL ROOF  
PAINTED STEEL TRUSS  
STAINED HEAVY TIMBER POSTS  
PAINTED CEDAR-STYLE COMPOSIT LAP SIDING

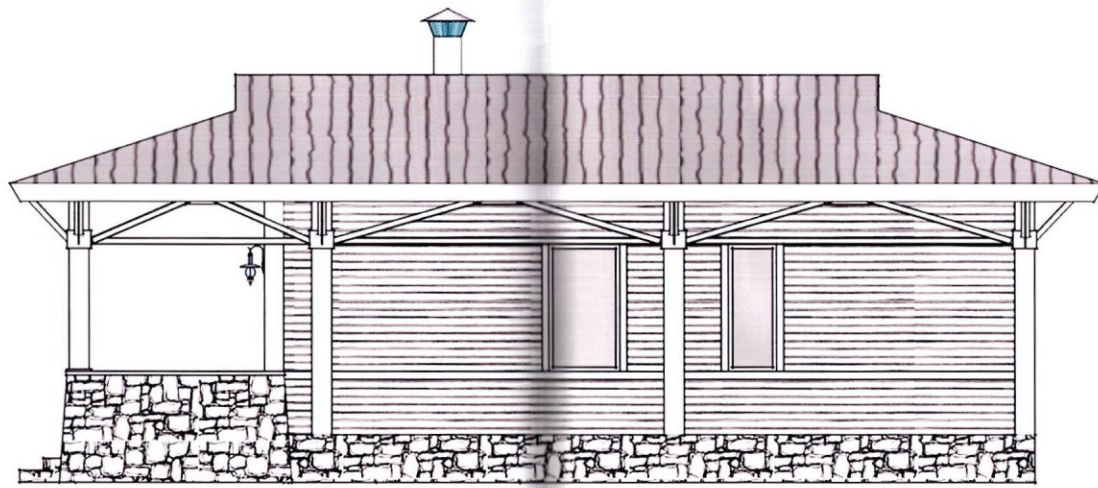
12 4



REAR ELEVATION



LEFT ELEVATION



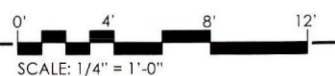
RIGHT ELEVATION



STREETSCAPE ELEVATION



DRB APPLICATION  
**REATA RANCH**  
ONE BEDROOM LODGE ELEVATIONS

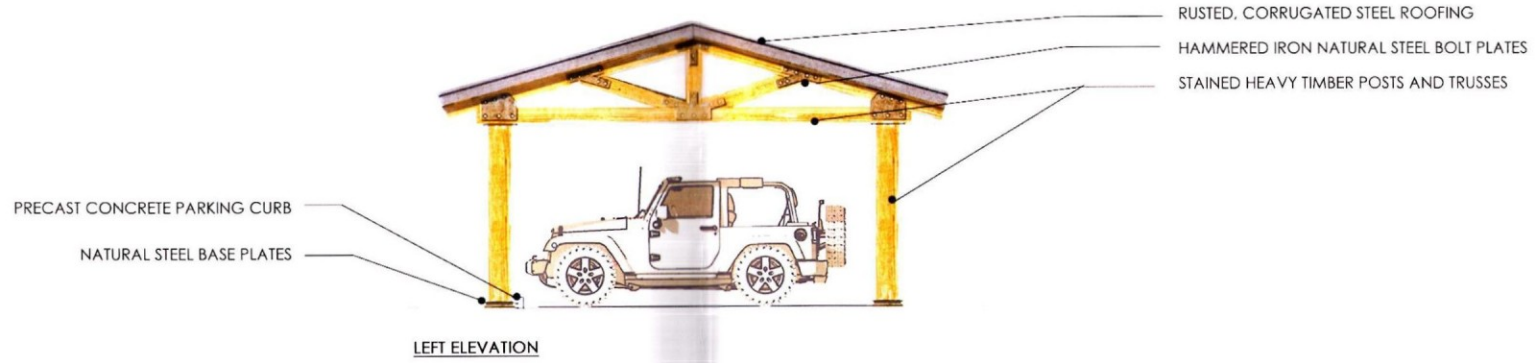


STIPULATION SEE  
RETAIN FOR RECORDS  
APPROVED  
11/20/14 *Com*  
D/TE INITIALS

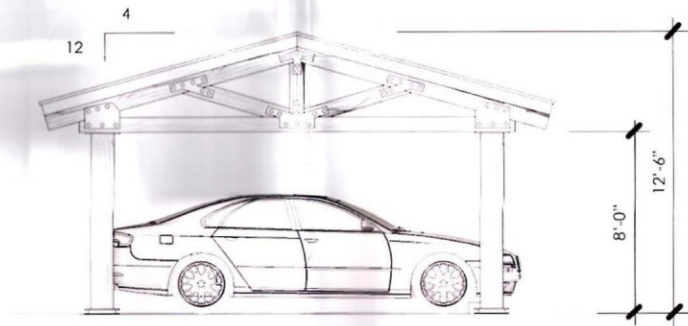
9-DR-2014  
3/26/2014

Date: March 21, 2014


GREY|PICKETT




LEFT ELEVATION



RIGHT ELEVATION



REAR ELEVATION



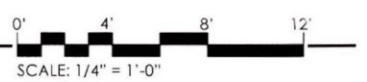
FRONT ELEVATION



STREETSCAPE ELEVATION



DRB APPLICATION  
**REATA RANCH**  
 COVERED PARKING STRUCTURE ELEVATIONS

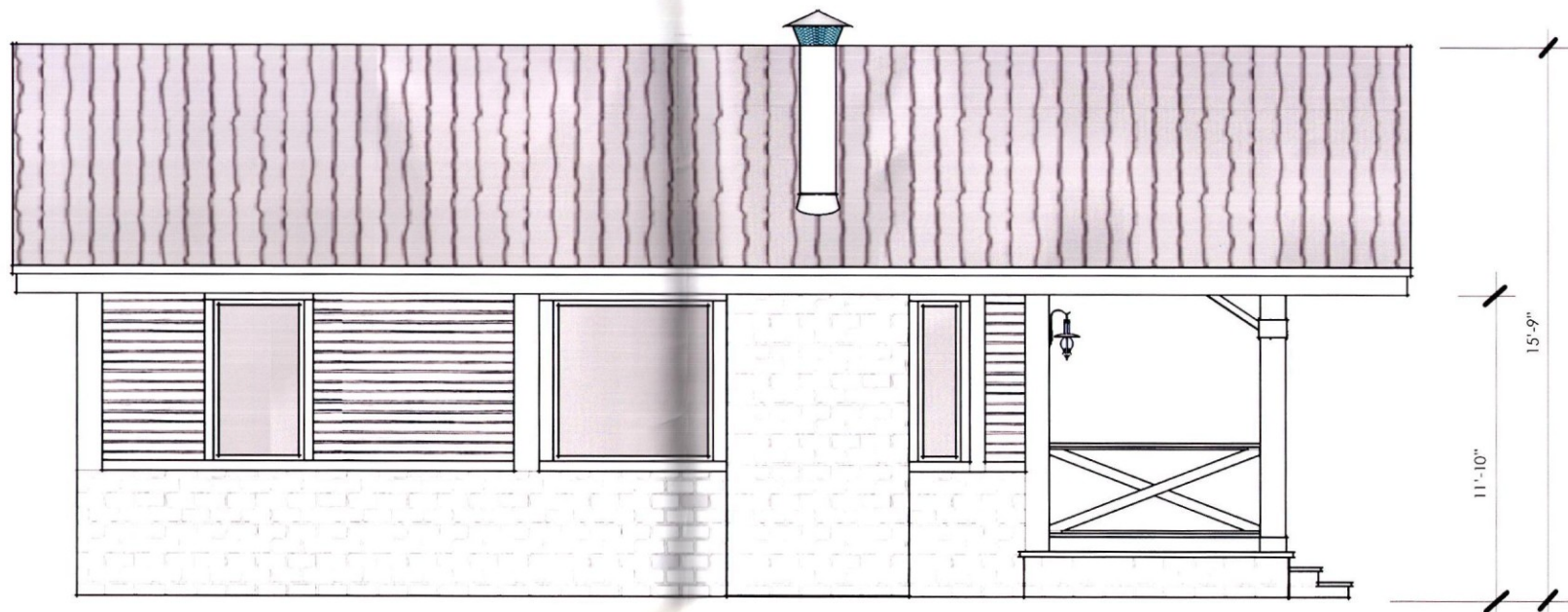
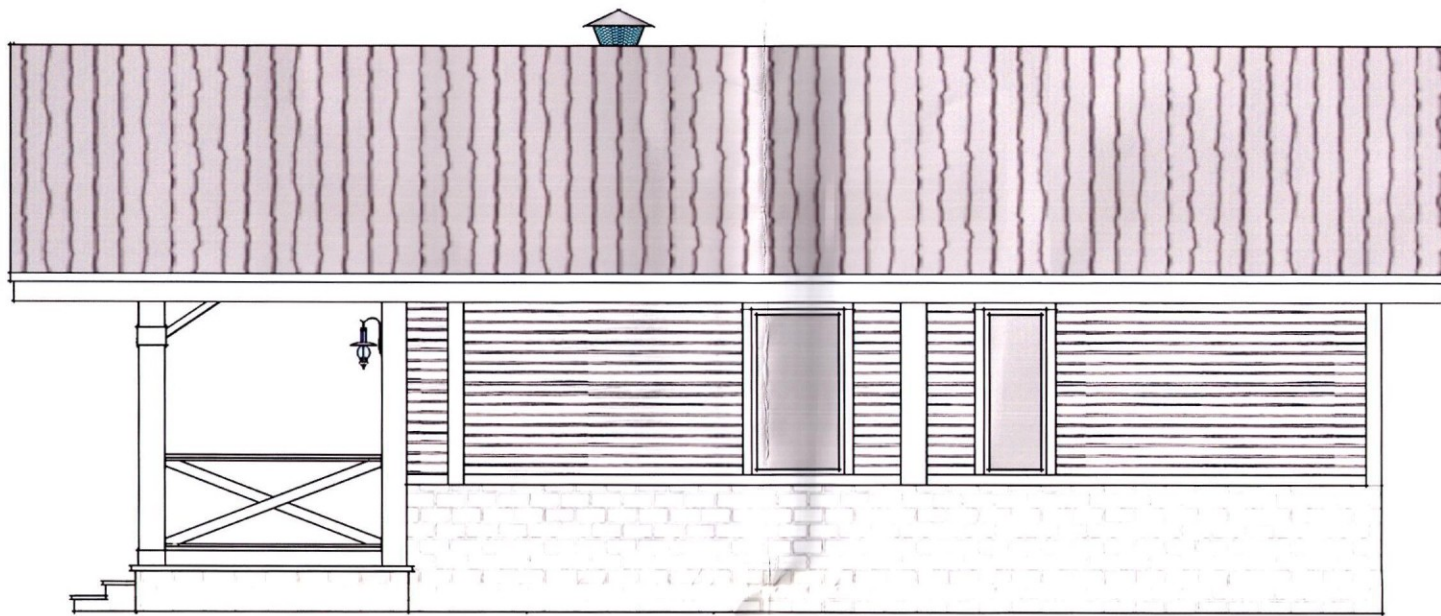
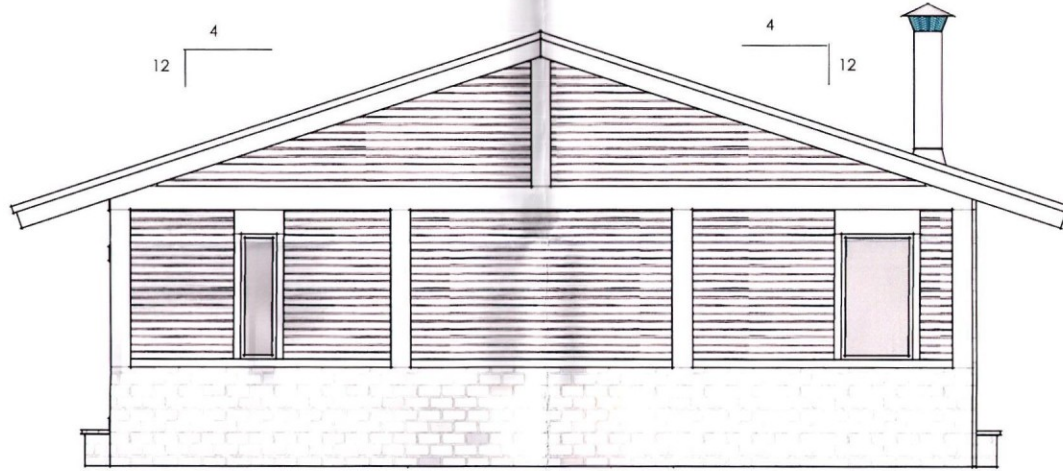


STIPULATION SE  
 RETAIN FOR RECORDS  
 APPROVED  
 11/26/14 *Con*  
 INITIALS

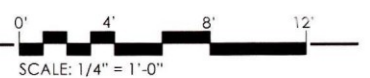
9-DR-2014  
 3/26/2014

Date: March 21, 2014

GREY PICKETT



DRB APPLICATION  
**REATA RANCH**  
 TWO BEDROOM CABIN ELEVATIONS




STIPULATION SEE  
 RETAIN FOR RECORDS  
 APPROVED  
 11/25/14 *Om*  
 INITIALS

9-DR-2014  
 3/26/2014

Date: March 21, 2014  
 GREEY|PICKETT



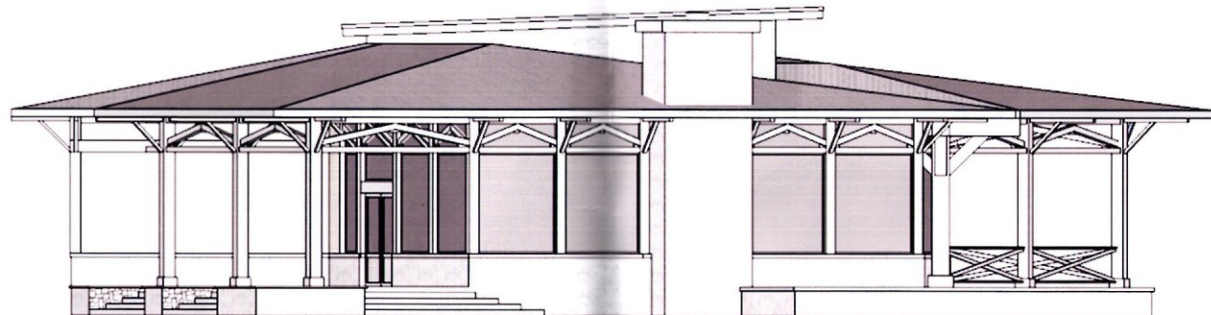
FRONT ELEVATION



RIGHT ELEVATION



REAR ELEVATION



LEFT ELEVATION



STREETSCAPE ELEVATION



DRB APPLICATION  
**REATA RANCH**  
 RESORT LODGE ELEVATIONS



STIPULATION SET.  
 RETAIN FOR RECORDS  
 APPROVED  
 11/20/14 *[Signature]*  
 DATE INITIALS

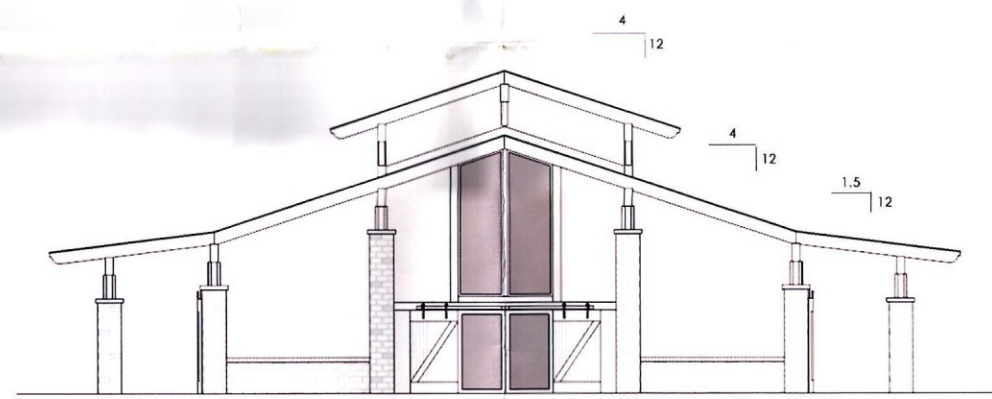
9-DR-2014  
 3/26/2014  
 Udate: March 21, 2014

GREEY PICKETT

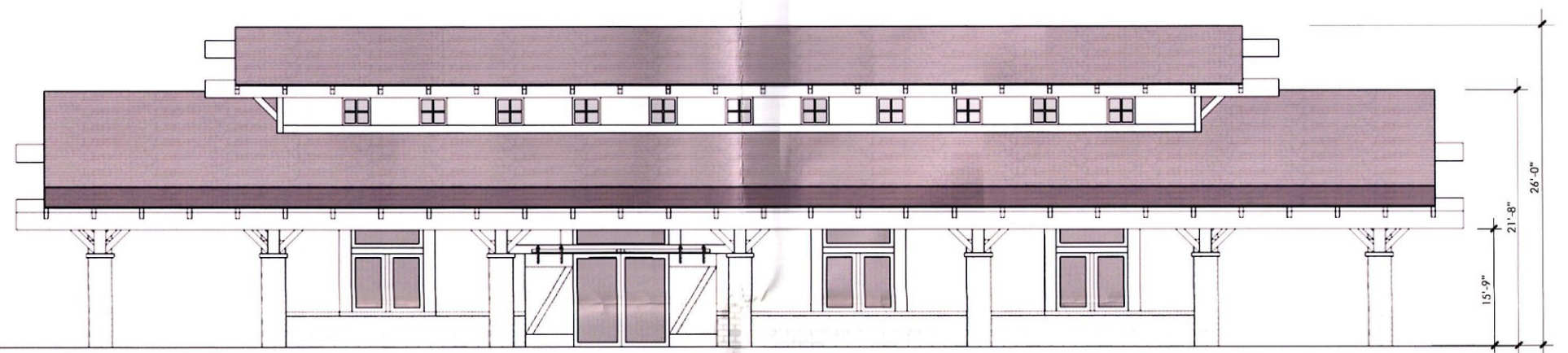




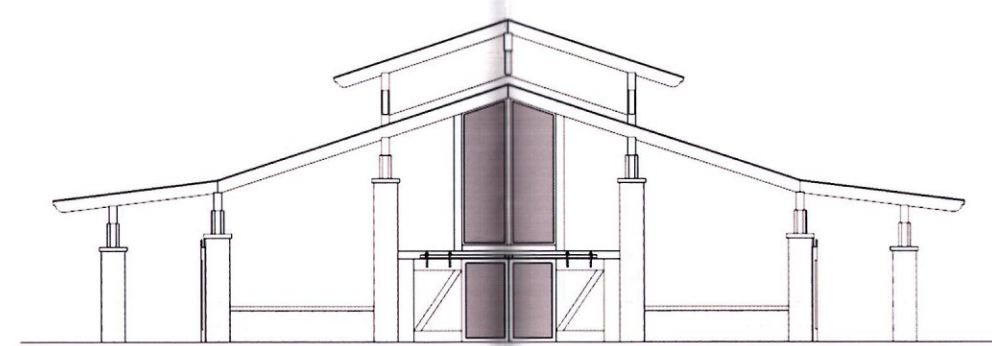
RIGHT ELEVATION



FRONT ELEVATION



LEFT ELEVATION



REAR ELEVATION



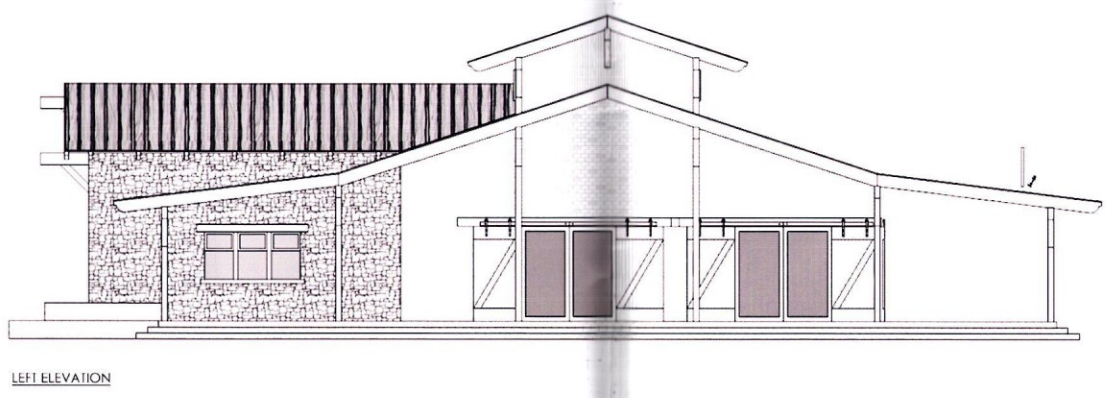

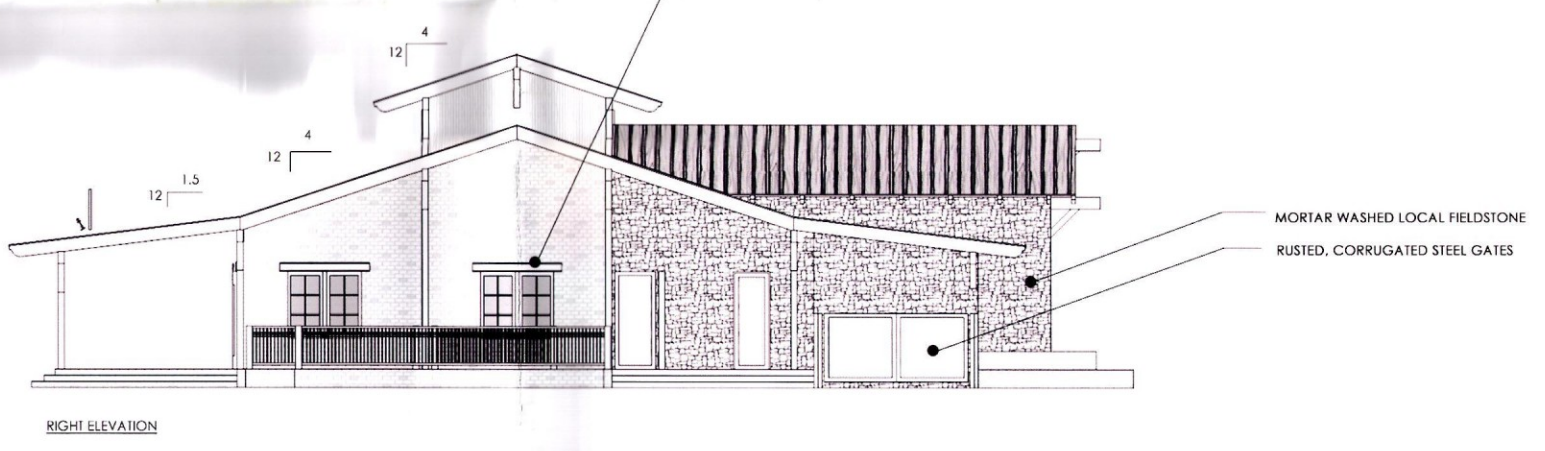
STREETSCAPE ELEVATION



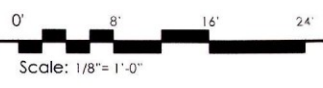
DRB APPLICATION  
**REATA RANCH**  
 EQUESTRIAN LODGE ELEVATIONS

0' 8' 16' 24'  
 SCALE: 1/8" = 1'-0"  
 1/22/14 [Signature] APPROVED  
 DATE INITIALS

9-DR-2014  
 3/26/2014  
 Date: March 21, 2014  
 GREY|PICKETT



STIPULATION SET  
 RETAIN FOR RECORDS  
 APPROVED  
 11/25/14  
 J. TE INITIALS



DRB APPLICATION

# REATA RANCH

REATA RANCH CANTINA ELEVATIONS

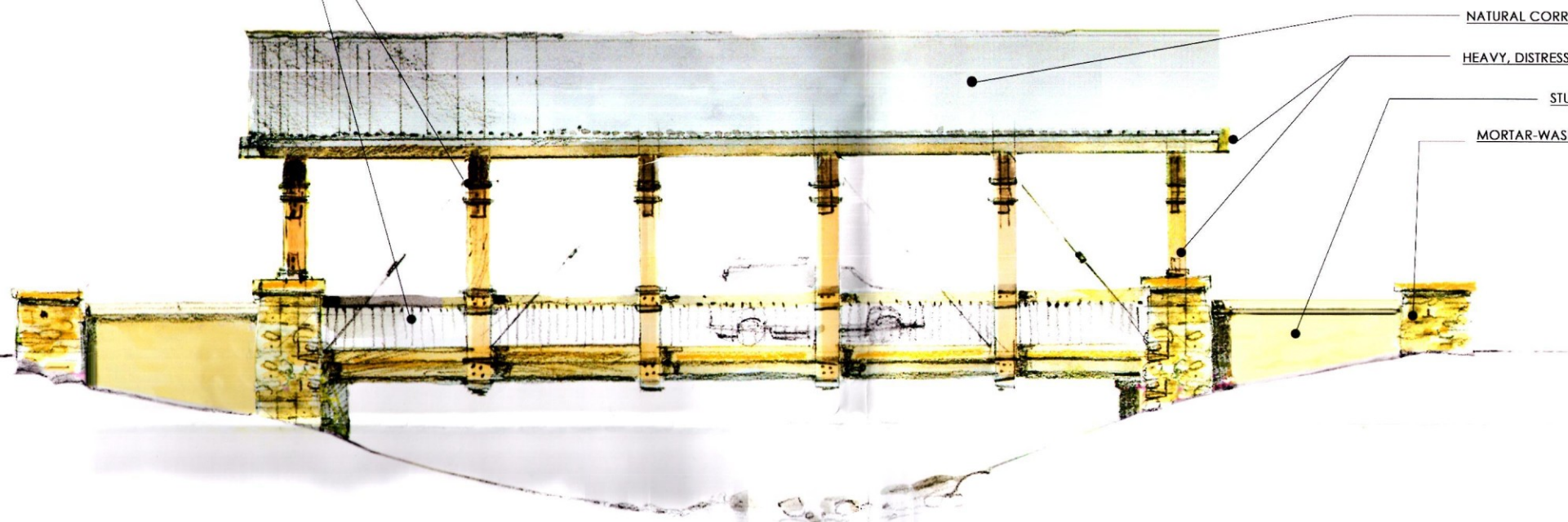
HAMMERED IRON METAL WORK

NATURAL CORRUGATED STEEL ROOFING

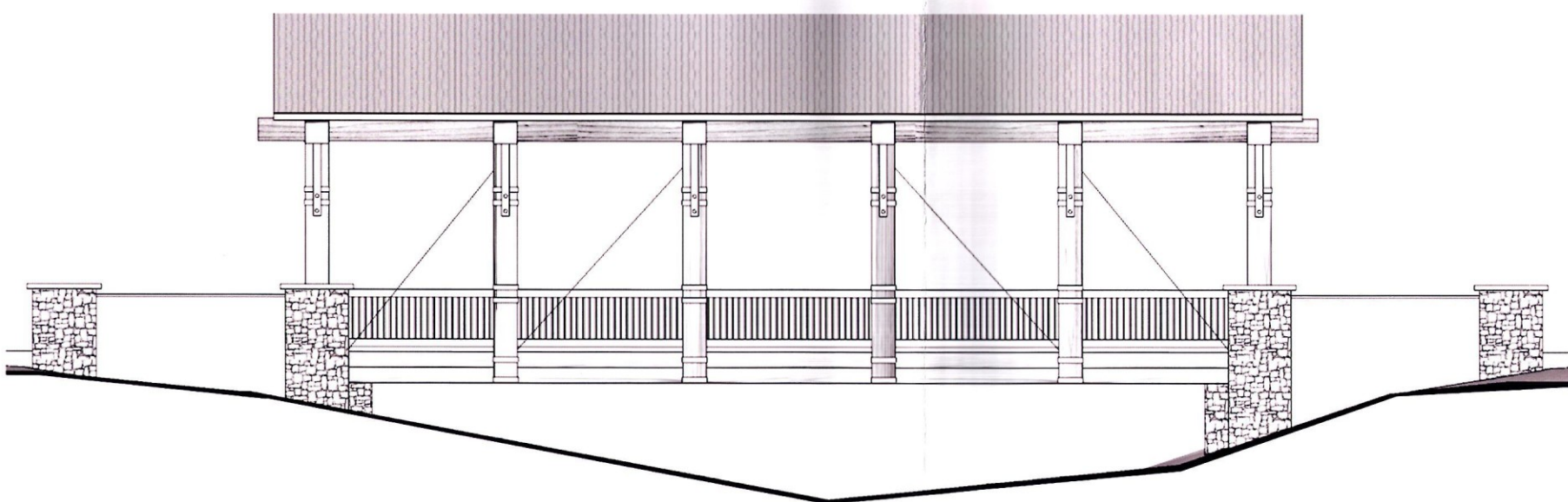
HEAVY, DISTRESSED BARNWOOD TIMBERS

STUCCO COLOR - LRV 15%

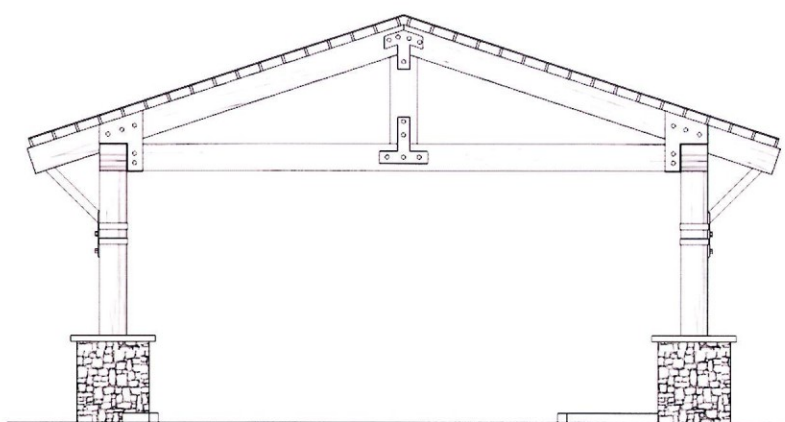
MORTAR-WASHED LOCAL FIELD STONE



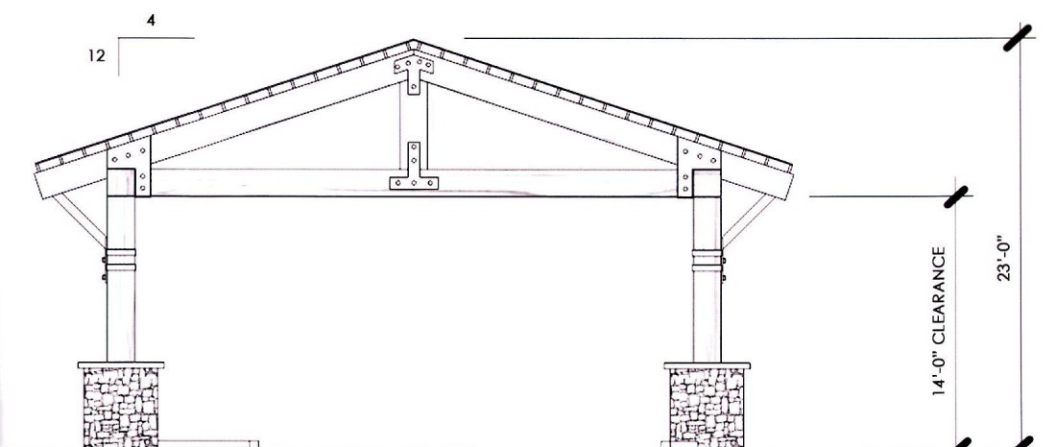
RIGHT ELEVATION




LEFT ELEVATION



REAR ELEVATION



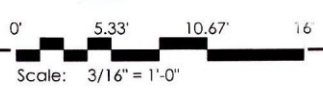
FRONT ELEVATION



STREET SCAPE

STIPULATION SEE RETAIN FOR RECORDS APPROVED DATE INITIALS

*Walt Con*



# DRB APPLICATION

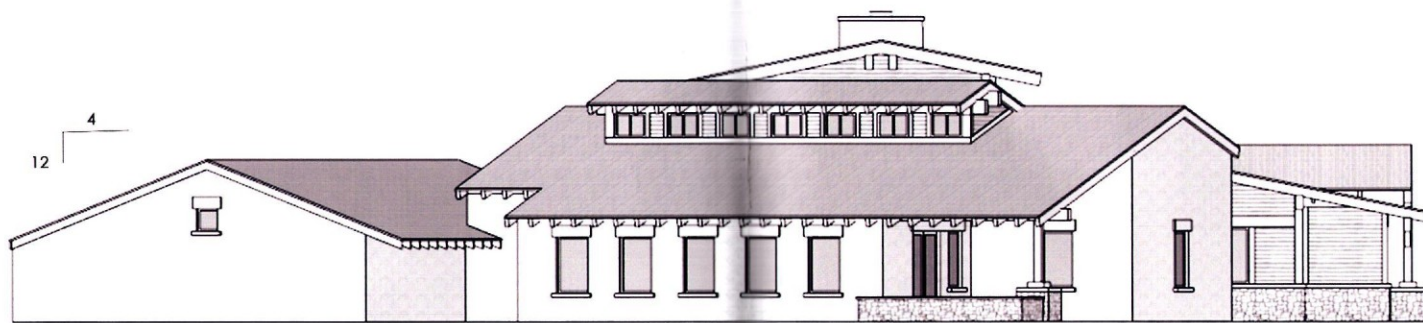
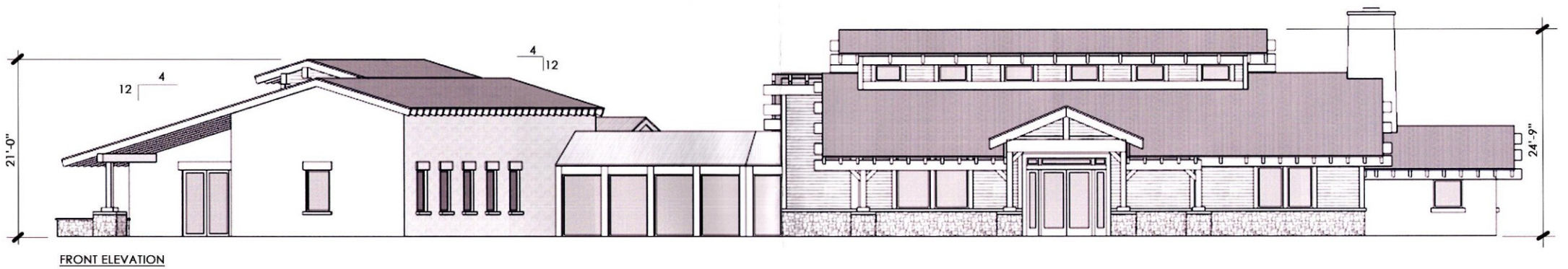
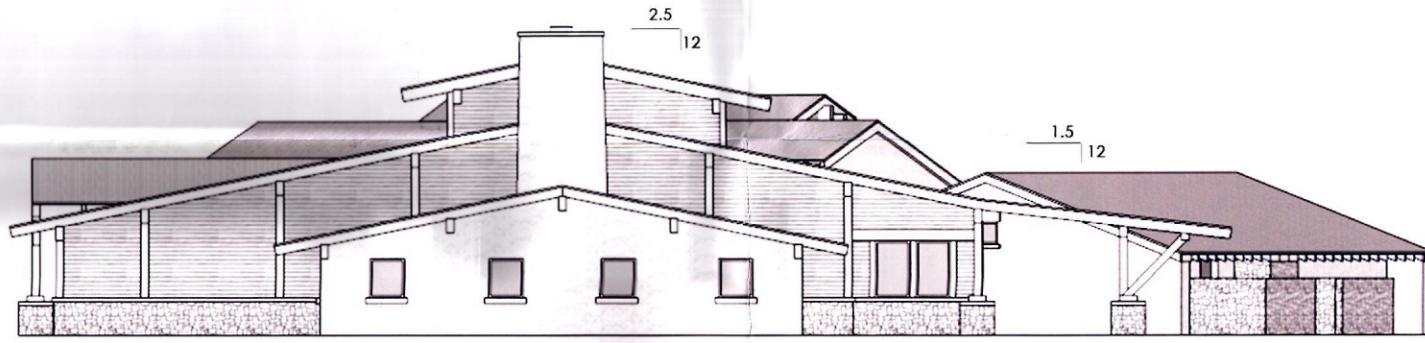
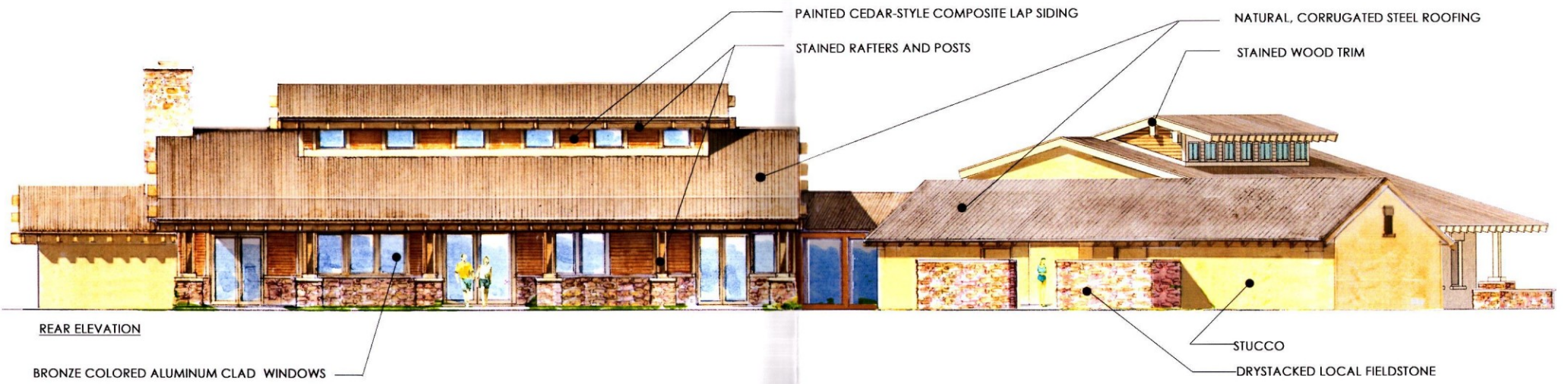
# REATA RANCH

## COVERED BRIDGE ELEVATIONS

9-DR-2014  
3/26/2014

Date: March 21, 2014

GREY PICKETT



STIPULATION SET  
RETAIN FOR RECORDS  
APPROVED  
11/20/14  
DATE INITIALS

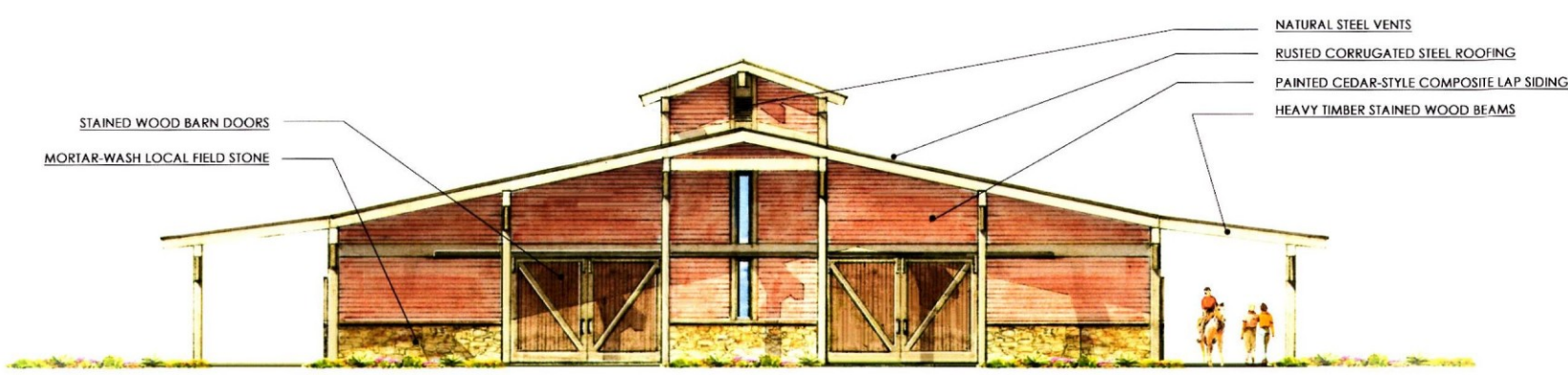


DRB APPLICATION

# REATA RANCH

RECREATION CENTER ELEVATIONS

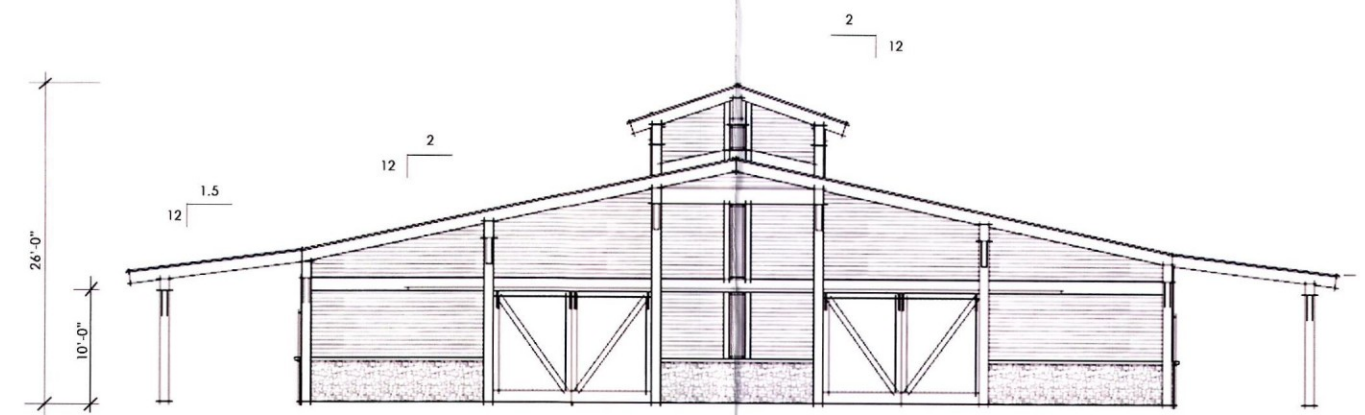
9-DR-2014  
3/26/2014  
Date: March 21, 2014  
GREY PICKETT



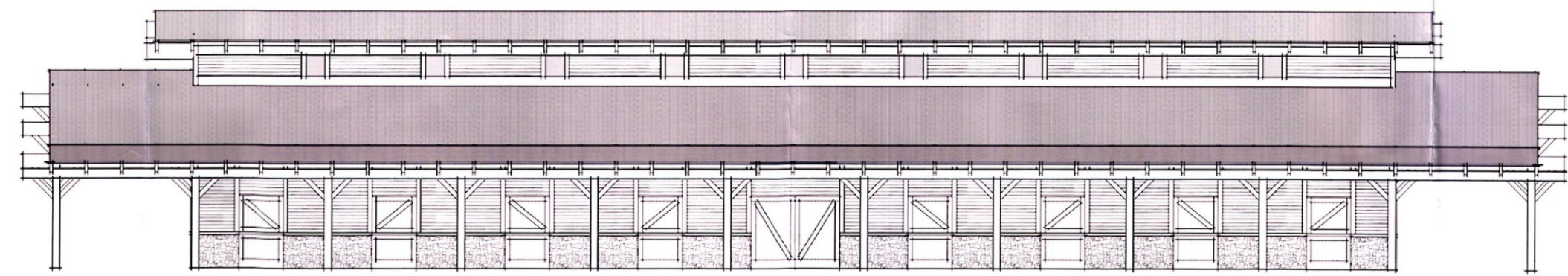
STAINED WOOD BARN DOORS  
MORTAR-WASH LOCAL FIELD STONE

NATURAL STEEL VENTS  
RUSTED CORRUGATED STEEL ROOFING  
PAINTED CEDAR-STYLE COMPOSITE LAP SIDING  
HEAVY TIMBER STAINED WOOD BEAMS

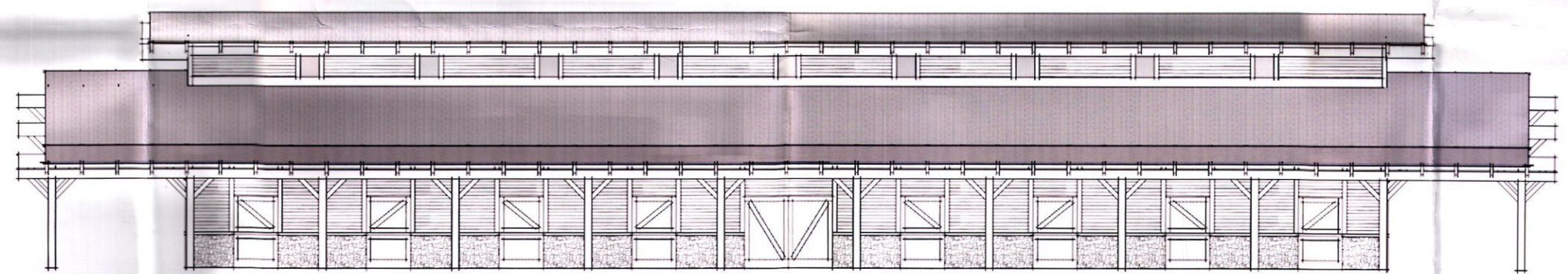
FRONT ELEVATION




REAR ELEVATION



RIGHT ELEVATION

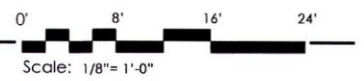


LEFT ELEVATION



STREETSCAPE ELEVATION

STIPULATION SE  
RETAIN FOR RECORDS  
APPROVED  
11/20/14  
D. TE INITIALS

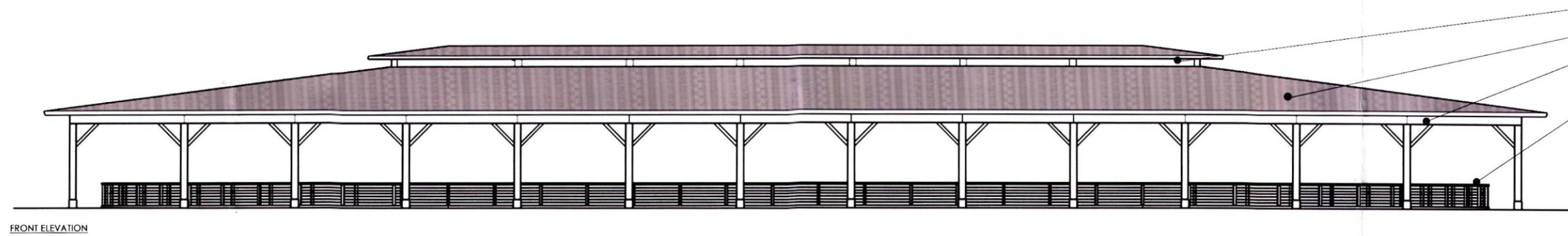


DRB APPLICATION  
**REATA RANCH**  
EQUESTRIAN BARN ELEVATIONS

9-DR-2014  
3/26/2014

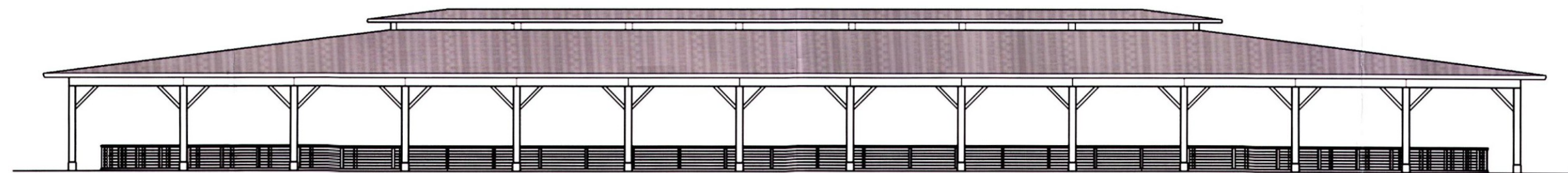
Date: March 21, 2014

GREY PICKETT



FRONT ELEVATION

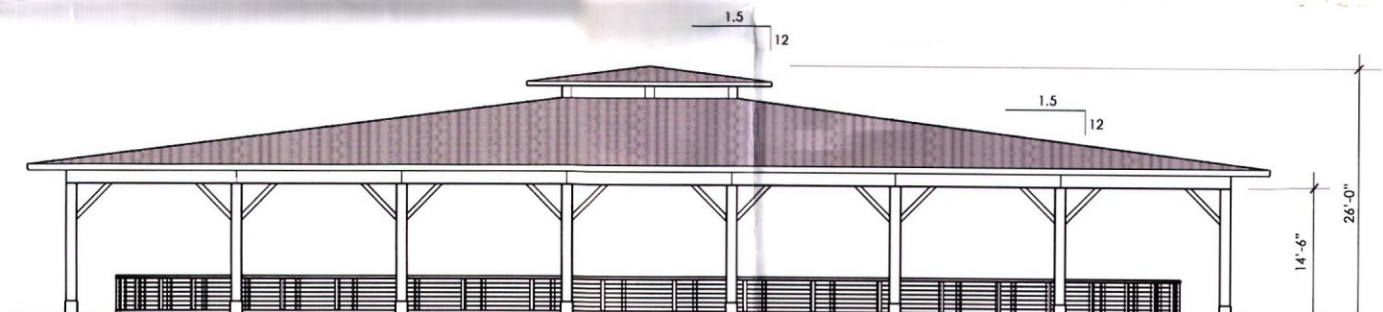
- NATURAL STEEL VENTS
- RUSTED, CORRUGATED STEEL ROOFING
- PAINTED HEAVY TIMBER FRAME
- NATURAL STEEL RAILING



REAR ELEVATION



RIGHT ELEVATION

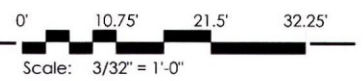


LEFT ELEVATION



STREETSCAPE ELEVATION

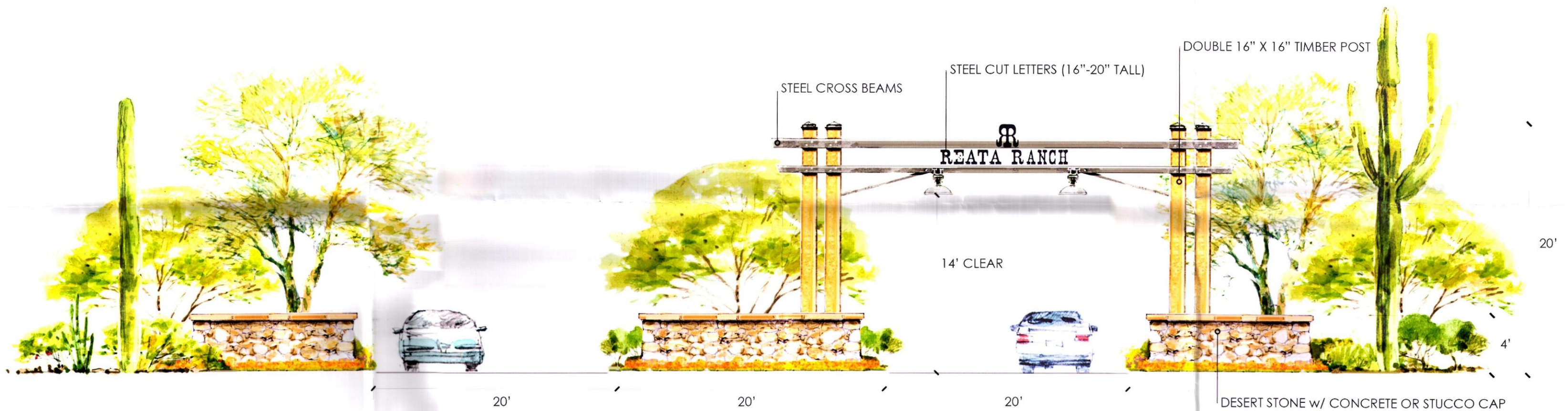
DRB APPLICATION  
**REATA RANCH**  
 ARENA ELEVATIONS



STIPULATION SE:  
 RETAIN FOR RECORDS  
 APPROVED  
 11/20/14 DATE  
 [Signature] INITIALS


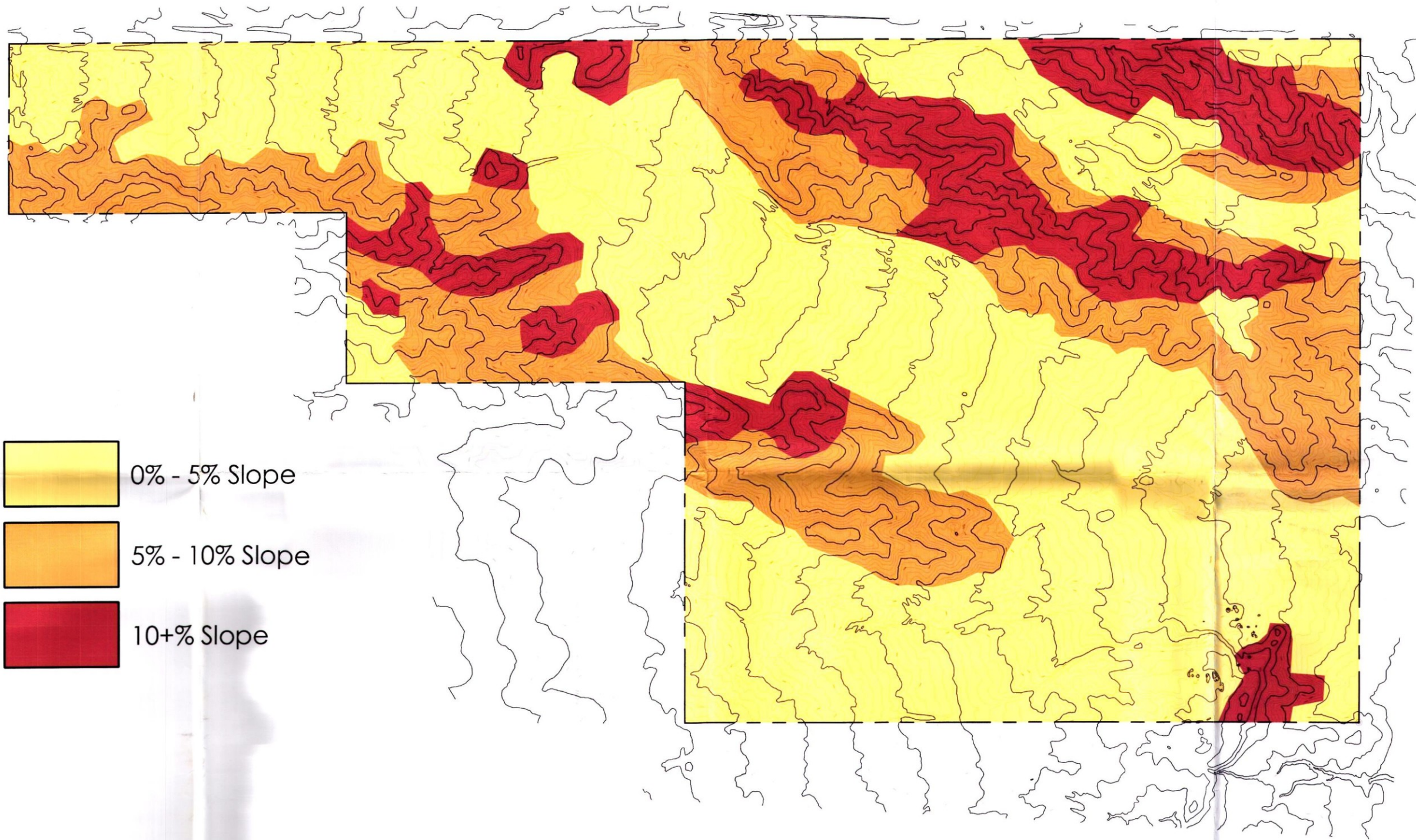


9-DR-2014  
 3/26/2014  
 Date: March 21, 2014  
 GREY|PICKETT

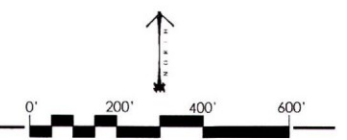


DRB APPLICATION  
**REATA RANCH**  
 Entry Sign Details

NOT TO SCALE  
 STIPULATED  
 RETAIN FOR RECORDS  
 APPROVED  
 11/20/14 *Om*  
 DATE INITIALS  
 9-DR-2014  
 3/26/2014  
 Date: March 21, 2014  
 GREY|PICKETT



PRELIMINARY PLAT  
**REATA RANCH**  
 SLOPE ANALYSIS



9-DR-2014  
 3/26/2014  
 Date: January 10, 2014  
 GREY/PICKETT



E. Rio Verde Road

132nd Street

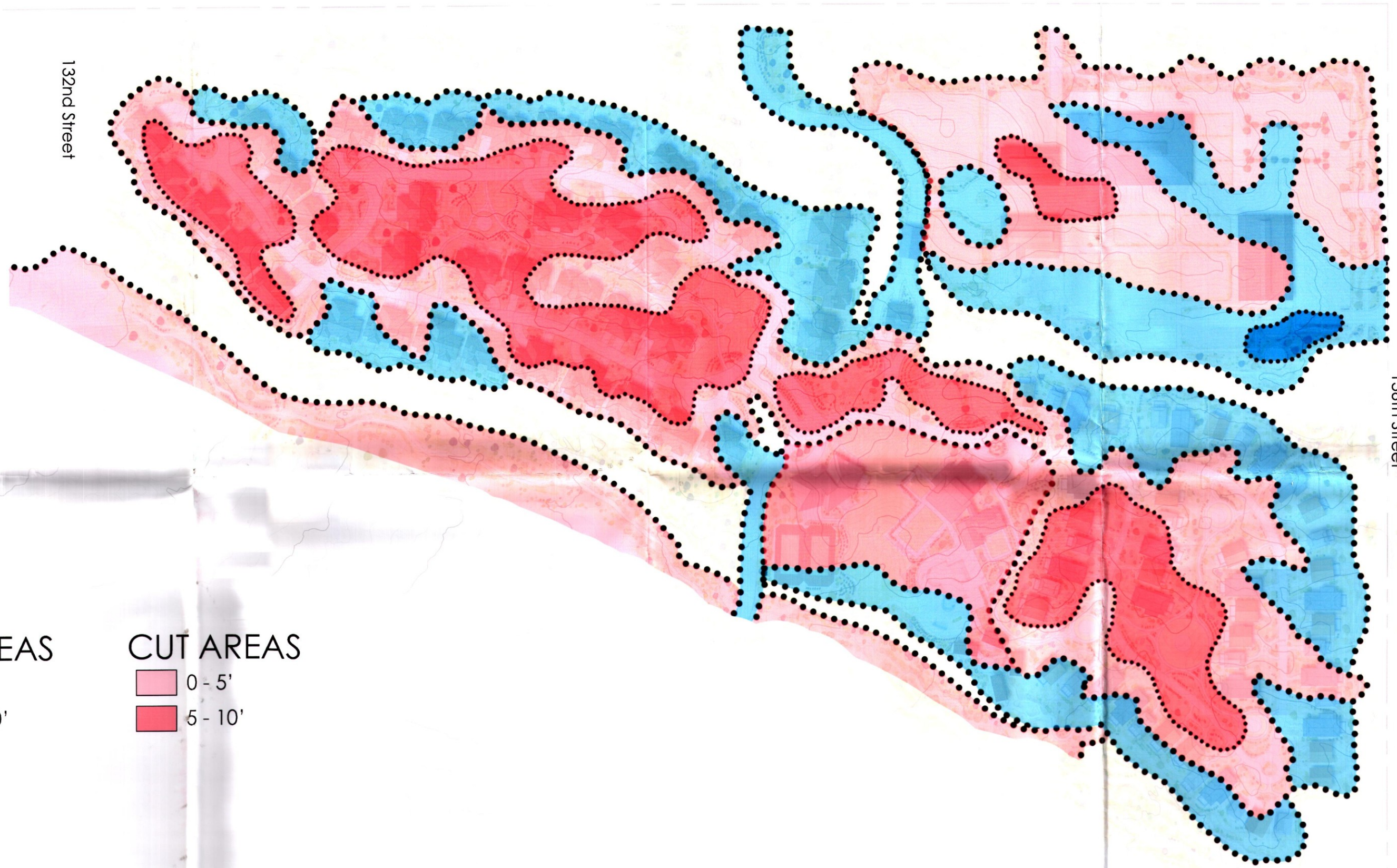
136th Street

FILL AREAS

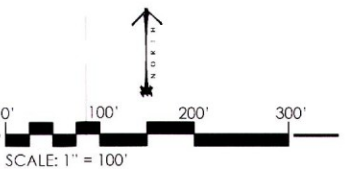
- 0 - 5'
- 5 - 10'

CUT AREAS

- 0 - 5'
- 5 - 10'



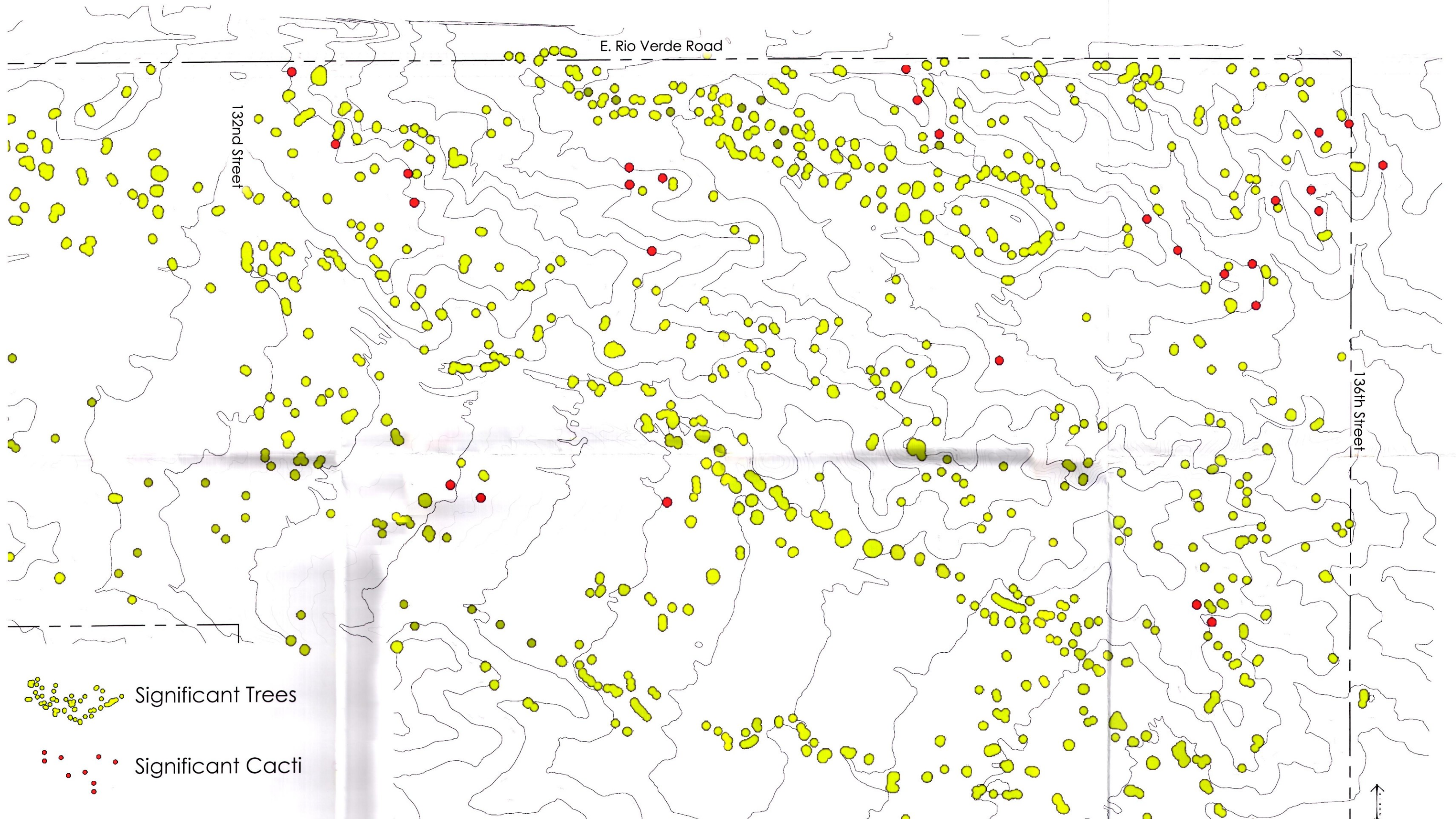
DRB APPLICATION  
**REATA RANCH**  
CUTS AND FILLS PLAN



9-DR-2014  
3/26/2014

Date: March 21, 2014

GREY|PICKETT

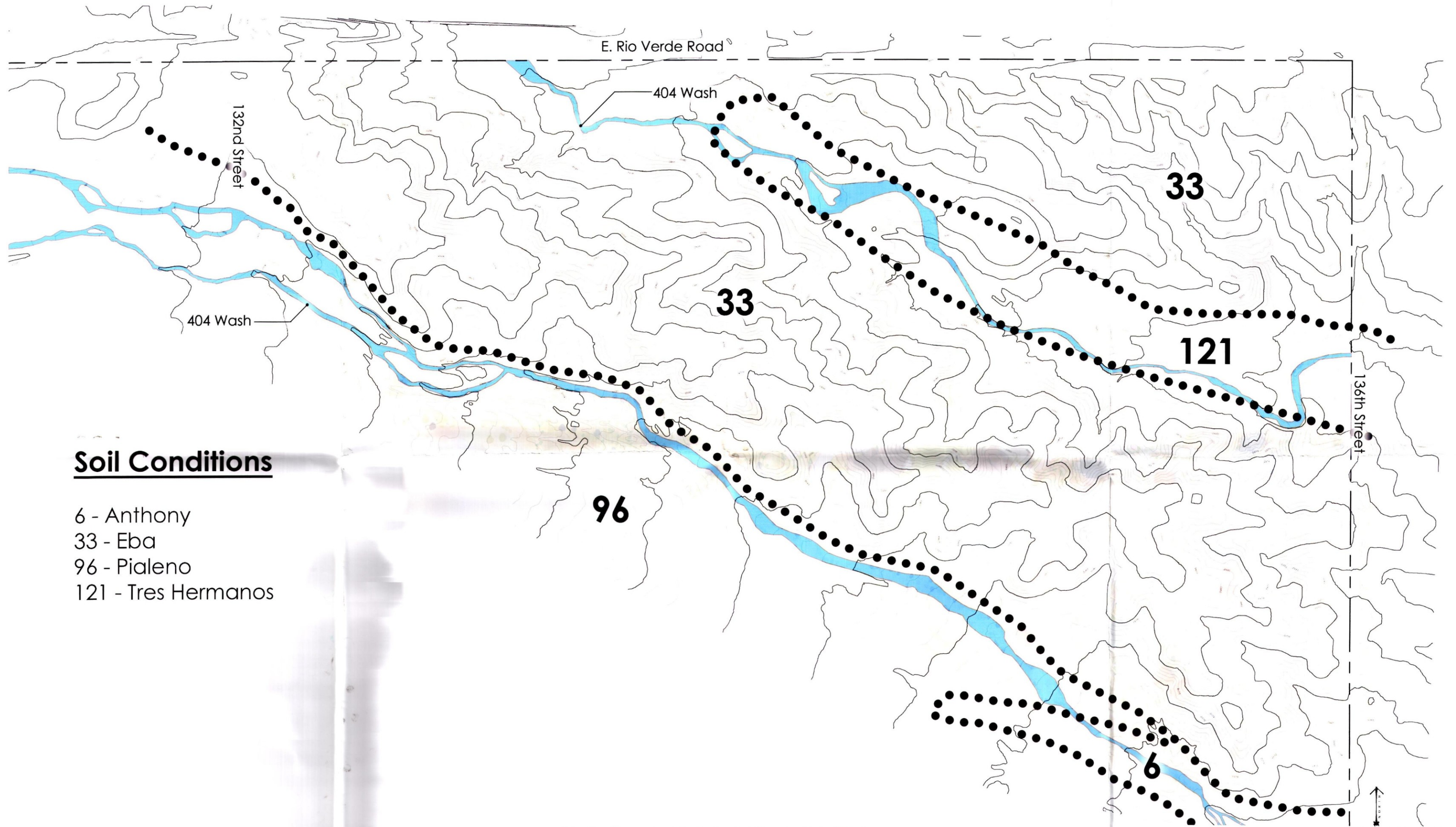


DRB APPLICATION  
**REATA RANCH**  
NATIVE PLANT SUBMITTAL

0' 100' 200' 300'  
SCALE: 1" = 100'

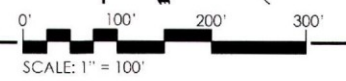
9-DR-2014  
3/26/2014

Date: March 21, 2014  
GREY PICKETT



**Soil Conditions**

- 6 - Anthony
- 33 - Eba
- 96 - Pialeno
- 121 - Tres Hermanos





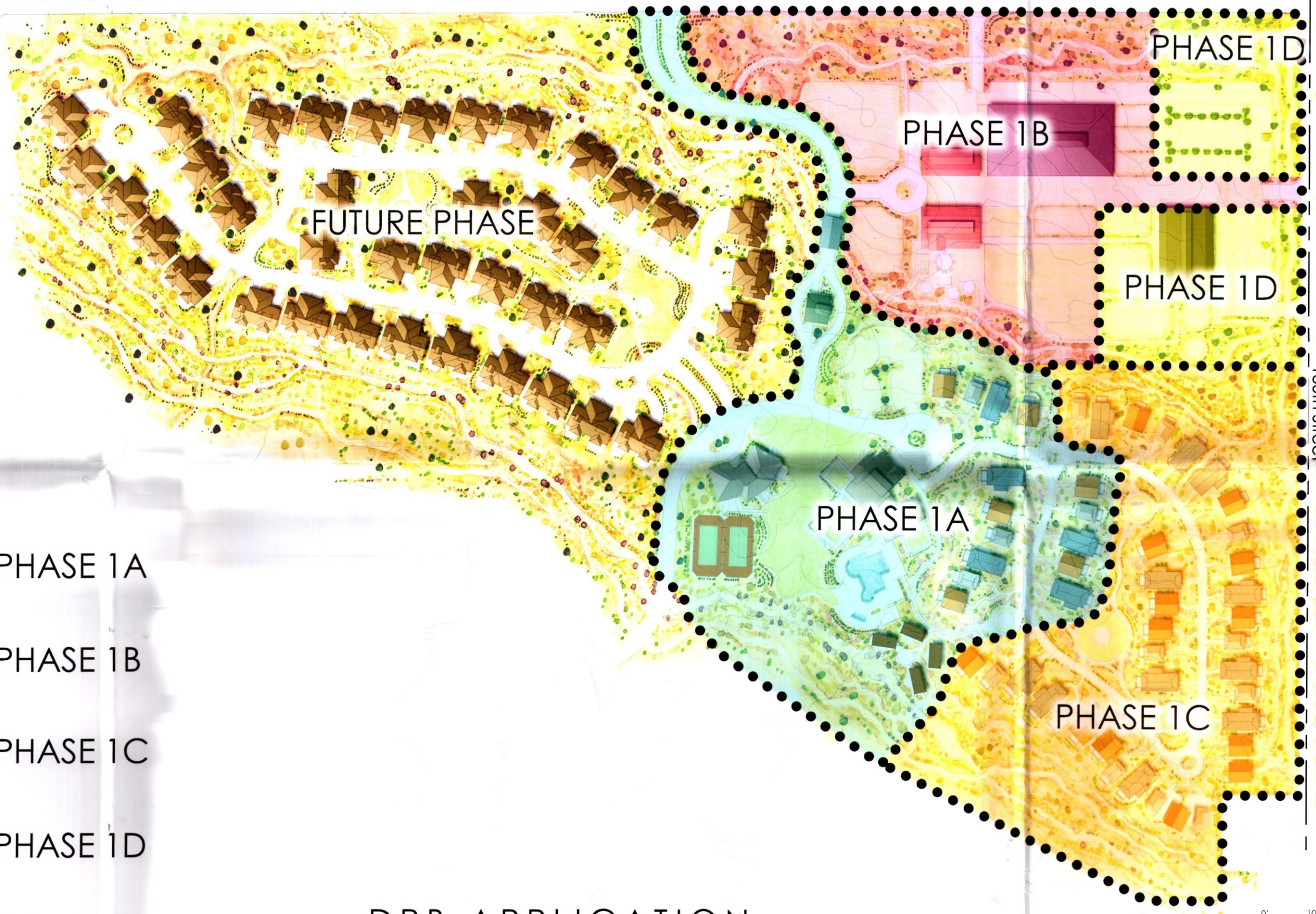
DRB APPLICATION  
**REATA RANCH**  
 COMPOSITE FACTORS MAP

E. Rio Verde Road

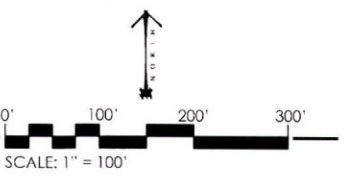
132nd Street

136th Street

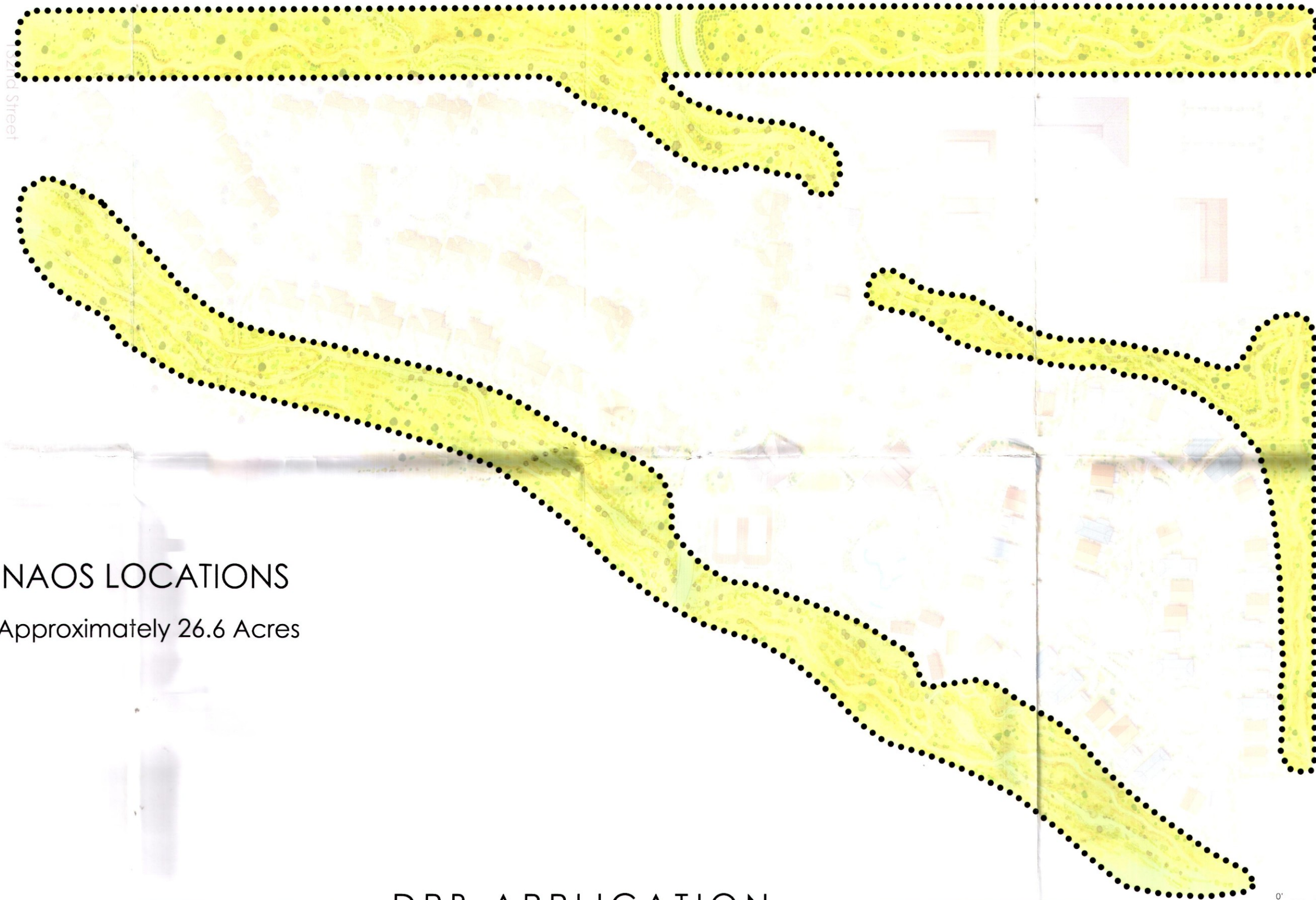
-  PHASE 1A
-  PHASE 1B
-  PHASE 1C
-  PHASE 1D



DRB APPLICATION  
**REATA RANCH**  
 PHASING PLAN



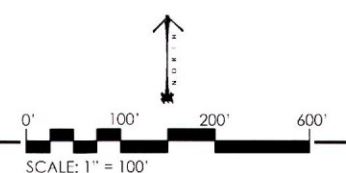
E. Rio Verde Road



### POTENTIAL NAOS LOCATIONS

 Approximately 26.6 Acres

DRB APPLICATION  
**REATA RANCH**  
 NAOS PLAN



9-DR-2014  
 3/26/2014

Date: March 21, 2014  
 GREY PICKETT



- T** Trash Enclosure Locations
  - F** Fire Hydrant Locations
  - \*** Access Gate Locations\*
  - \*** Potential Parking Lot Light Pole Locations
  - \*** Bike Parking Locations (16 spaces per location)
  - o** ADA Accessible Parking Provided in Driveway
  - o** ADA Accessible Parking Provided in Garage
- Total parking required: 496 spaces  
 Accessible spaces required: 20 spaces  
 Total parking provided: 512 spaces  
 Accessible spaces provided: 27 spaces



\* All access gates will have key switch & sensor pre-emption per Fire Ord. 4045, 503.6.1

# DRB Application

# REATA RANCH

## Resort Site Plan

STIPULATION SET  
 RETAIN FOR RECORDS  
 APPROVED  
 11/20/14 *Eric*  
 DATE INITIALS

0' 100' 200' 300'  
 SCALE: 1" = 100'

