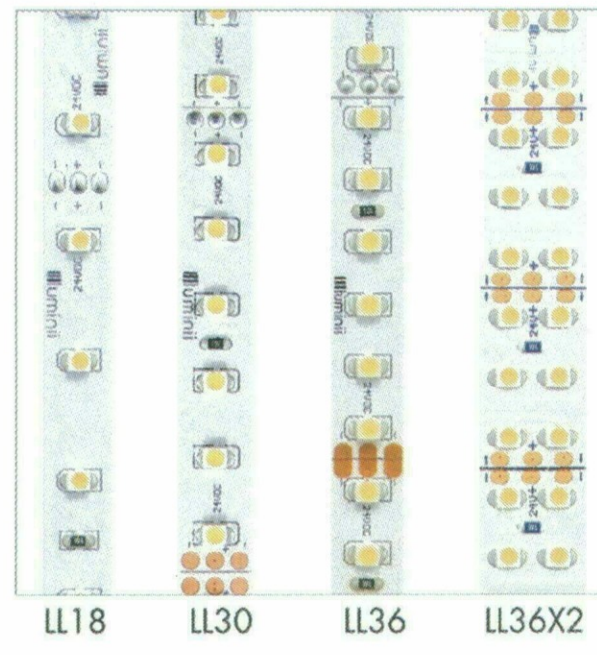


Full Size or Largest Size
(site plan, landscape, elevations)

L02 Luminii

LL Series Linear LED strip - 24 VDC



Line LED LL series is a small profile high performance LED strip. The durable, but flexible products feature a heavier copper board core for better heat dissipation and even illumination over long runs.

Available in single or double row configurations ranging from 18 to 72 LEDs per foot with multiple power lead and connector options. Line LED LL series feature outstanding color consistency with single binning and CRI up to 98.

Mounting
LED strip is equipped with 3M self-adhesive tape. The strip must be adhered to either a luminii aluminum profile or an unpainted aluminum surface. For other surfaces the HST Aluminum heat sink tape will be required to reach the rated 50,000 hours average life.

Operating ambient temperature
-40°F to 30°F (-40°C to 55°C)

Applications
Indoor only: above and below cabinets, cove lighting, counter accent, architectural reveals, under banister, display and book cases, etc.

Approvals
Class 2 drop listed
Operating voltage
24 VDC

Average life
50,000 hours



Technical information

MODEL	LL18	LL30	LL36	LL36X2
LEDs/ft	18	30	36	72
Light output 3000K	125 lum/ft	227 lum/ft	253 lum/ft	493 lum/ft
Average power consumption (for 15' section)	1.5 W/ft	2.5 W/ft	3.0 W/ft	6.0 W/ft
Ordering increment	4.00'	2.50'	2.00'	1.00'
Maximum run length	100 ft	48 ft	39 ft	16 ft
Dimensions	0.38" W 0.05" H	0.44" W 0.09" H	0.38" W 0.06" H	0.59" W 0.06" H

CCT/LUMEN MULTIPLIER

Color temperature	Multiplier		CRI
	1200 K	1.00	
2200 K	0.83	70+	
2700 K	0.81	98	
2900 K	0.86	97	
3000 K	1.00	91	
3500 K	0.96	95	
4100 K	1.06	93	

SECTION START/END OPTIONS



Ordering code

MODEL	COLOR TEMPERATURE	SECTION START	SECTION END	LENGTH
LL18	22K	F	M	100
LL30	27K	F	M	50
LL36	29K	M	M	30
LL36X2	30K	SL	SL	16
	35K	NC	NC	
	41K	NC	NC	

REV4.0

page 1 of 4

www.luminii.com tel: 224-333-6033

L02 Luminii

LL Series Linear LED strip - 24 VDC

Power consumption per linear foot - loads treated with PSD series of power supplies [page 3]

Length of strip (ft)	LL18		LL30		LL36		LL36X2	
	W/ft	Total wattage	W/ft	Total wattage	W/ft	Total wattage	W/ft	Total wattage
1	1.65	1.65	2.50	2.50	3.00	3.00	6.00	6.00
2	1.65	3.30	2.70	5.40	3.20	6.40	6.25	12.50
3	1.65	4.95	2.70	8.10	3.25	9.75	6.65	19.95
4	1.65	6.60	2.70	10.80	3.30	13.20	6.85	27.30
5	1.65	8.25	2.70	13.50	3.30	16.50	6.90	34.50
6	1.65	9.90	2.70	16.20	3.30	19.80	6.90	41.70
7	1.65	11.55	2.60	18.90	3.25	22.50	6.90	48.90
8	1.65	13.20	2.60	21.60	3.20	25.60	6.80	56.80
9	1.65	14.85	2.60	24.30	3.15	28.80	6.70	64.50
10	1.65	16.50	2.55	27.00	3.05	31.50	6.55	71.50
11	1.65	18.15	2.55	29.70	3.00	34.50	6.30	79.50
12	1.65	19.80	2.55	32.40	2.95	37.50	6.00	87.00
13	1.65	21.45	2.50	35.10	2.90	40.50	5.75	94.50
14	1.65	23.10	2.50	37.80	2.85	43.50	5.50	102.00
15	1.65	24.75	2.50	40.50	2.80	46.50	5.25	109.50
16	1.65	26.40	2.45	43.20	2.75	49.50	5.00	117.00
17	1.65	28.05	2.45	45.90	2.70	52.50	4.75	124.50
18	1.65	29.70	2.40	48.60	2.65	55.50	4.50	132.00
19	1.65	31.35	2.40	51.30	2.60	58.50	4.25	139.50
20	1.65	33.00	2.35	54.00	2.55	61.50	4.00	147.00
21	1.65	34.65	2.35	56.70	2.50	64.50	3.75	154.50
22	1.65	36.30	2.35	59.40	2.45	67.50	3.50	162.00
23	1.65	37.95	2.30	62.10	2.40	70.50	3.25	169.50
24	1.65	39.60	2.30	64.80	2.35	73.50	3.00	177.00
25	1.65	41.25	2.25	67.50	2.30	76.50	2.75	184.50
26	1.65	42.90	2.25	70.20	2.25	79.50	2.50	192.00
27	1.65	44.55	2.25	72.90	2.20	82.50	2.25	199.50
28	1.65	46.20	2.20	75.60	2.15	85.50	2.00	207.00
29	1.65	47.85	2.20	78.30	2.10	88.50	1.75	214.50
30	1.65	49.50	2.15	81.00	2.05	91.50	1.50	222.00
31	1.65	51.15	2.15	83.70	2.00	94.50	1.25	229.50
32	1.65	52.80	2.10	86.40	1.95	97.50	1.00	237.00
33	1.65	54.45	2.10	89.10	1.90	100.50	0.75	244.50
34	1.65	56.10	2.05	91.80	1.85	103.50	0.50	252.00
35	1.65	57.75	2.05	94.50	1.80	106.50	0.25	259.50
36	1.65	59.40	2.00	97.20	1.75	109.50	0.00	267.00
37	1.65	61.05	1.95	100.00	1.70	112.50	-0.25	274.50
38	1.65	62.70	1.95	102.70	1.65	115.50	-0.50	282.00
39	1.65	64.35	1.90	105.40	1.60	118.50	-0.75	289.50
40	1.65	66.00	1.85	108.10	1.55	121.50	-1.00	297.00
41	1.65	67.65	1.85	110.80	1.50	124.50	-1.25	304.50
42	1.65	69.30	1.80	113.50	1.45	127.50	-1.50	312.00
43	1.65	70.95	1.80	116.20	1.40	130.50	-1.75	319.50
44	1.65	72.60	1.75	118.90	1.35	133.50	-2.00	327.00
45	1.65	74.25	1.75	121.60	1.30	136.50	-2.25	334.50
46	1.65	75.90	1.70	124.30	1.25	139.50	-2.50	342.00
47	1.65	77.55	1.70	127.00	1.20	142.50	-2.75	349.50
48	1.65	79.20	1.65	129.70	1.15	145.50	-3.00	357.00
49	1.65	80.85	1.65	132.40	1.10	148.50	-3.25	364.50
50	1.65	82.50	1.60	135.10	1.05	151.50	-3.50	372.00
51-60	1.50	75	1.50	75				
61-70	1.25	12.5	1.25	12.5				
71-80	1.00	10	1.00	10				
81-90	1.00	10	1.00	10				
91-100	1.00	10	1.00	10				

REV4.0

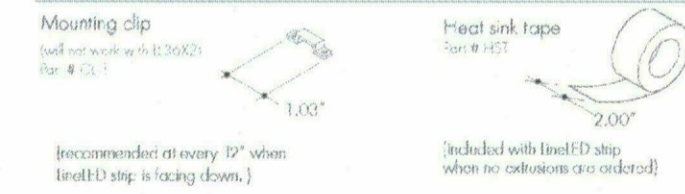
page 2 of 4

www.luminii.com tel: 224-333-6033

L02 Luminii

LL Series Linear LED strip - 24 VDC

Mounting accessories

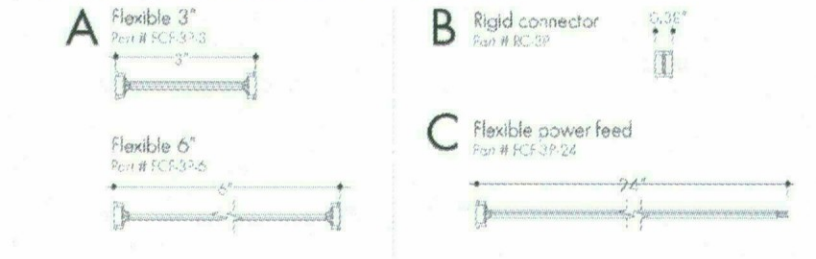


Recommended at every 12" when heat sink tape is being used.


Included with heat sink tape when no adhesive is ordered.

Connectors

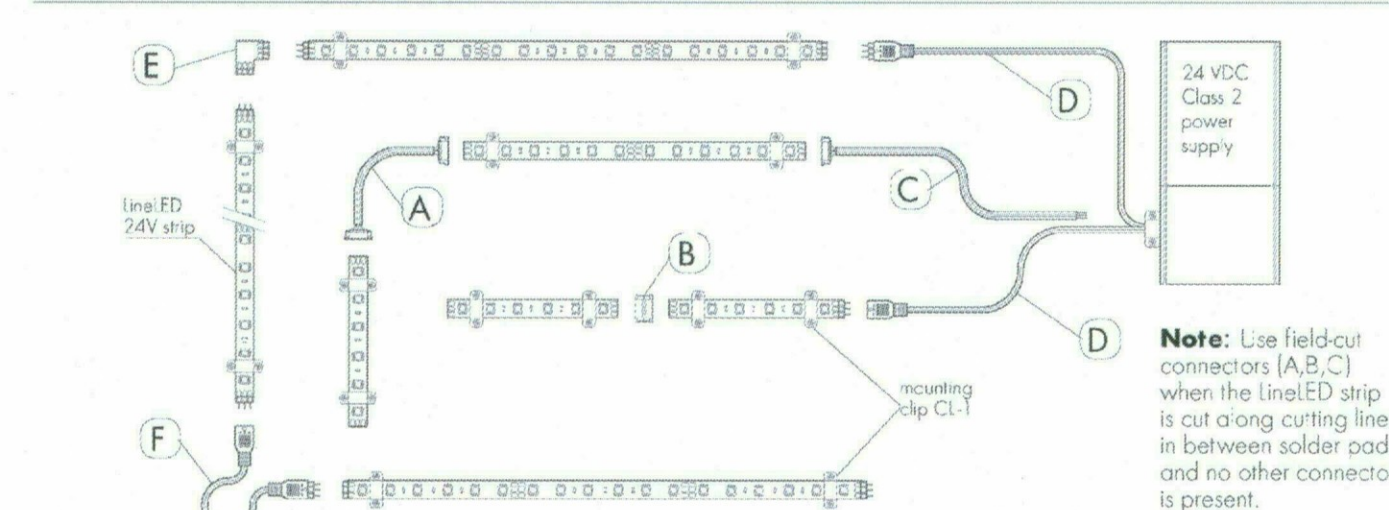
Field-cut connectors (will not work with LL36X2)



3-pin connectors (will not work with LL36X2)



Sample layout with connectors



Power supply

See future and power supply instructions for wiring information. Dimming possible in select models - view luminii website for list of compatible dimmers.

Series	Models	Height/Length	Width	Depth	VAC Input	Maximum wattage	Outdoor rated	Dimming
PSD	PSD-48-24	11.25" x 3.37"	3.25"	120, 240, 277V	48W	Yes	Forward phase	
	PSD-96-24	11.25" x 3.37"	3.25"	120, 240, 277V	96W	Yes	Forward phase	
	PSD-288-24	14.25" x 8.43"	2.20"	120, 240, 277V	3x 96W	Yes	Forward phase	
PSV*	PSV7P-25-24VU2	5.83" x 1.57"	1.24"	90-305V	25W	Yes	1-10 V or N/A	
	PSV7P-40-24VU2	6.40" x 1.70"	1.24"	90-305V	40W	Yes	1-10 V or N/A	
	PSV7P-60-24VU2	6.40" x 1.70"	1.24"	90-305V	60W	Yes	1-10 V or N/A	
Lutron	PSV7P-90-24VU2	6.34" x 2.40"	1.42"	90-305V	90W	Yes	1-10 V or N/A	
	Litena A series (E)	LDA44U1UKL-CV240	4.89" x 4"	2.62"	120	40W	No	Forward phase
Lutron	Litena A series (E)	LDA44U1UKL-CV240	4.89" x 4"	2.62"	120-277V	40W	No	Eco System

REV4.0

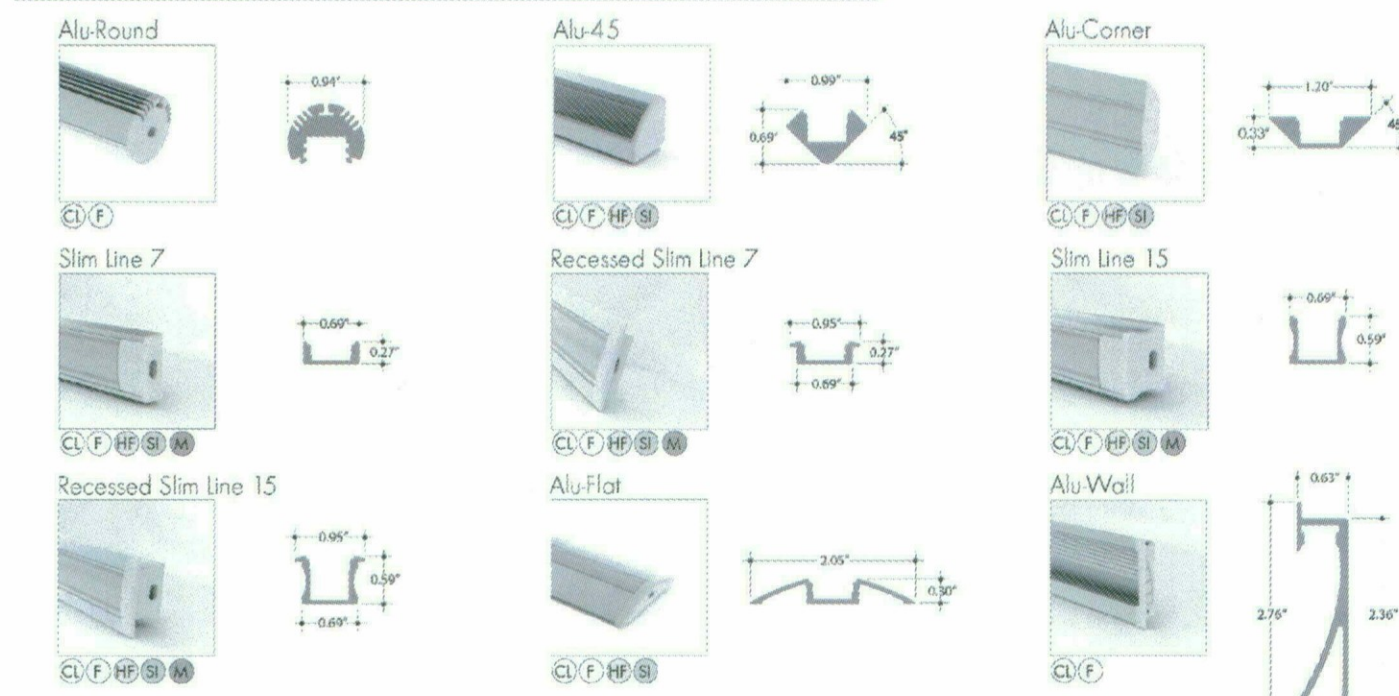
page 3 of 4

www.luminii.com tel: 224-333-6033

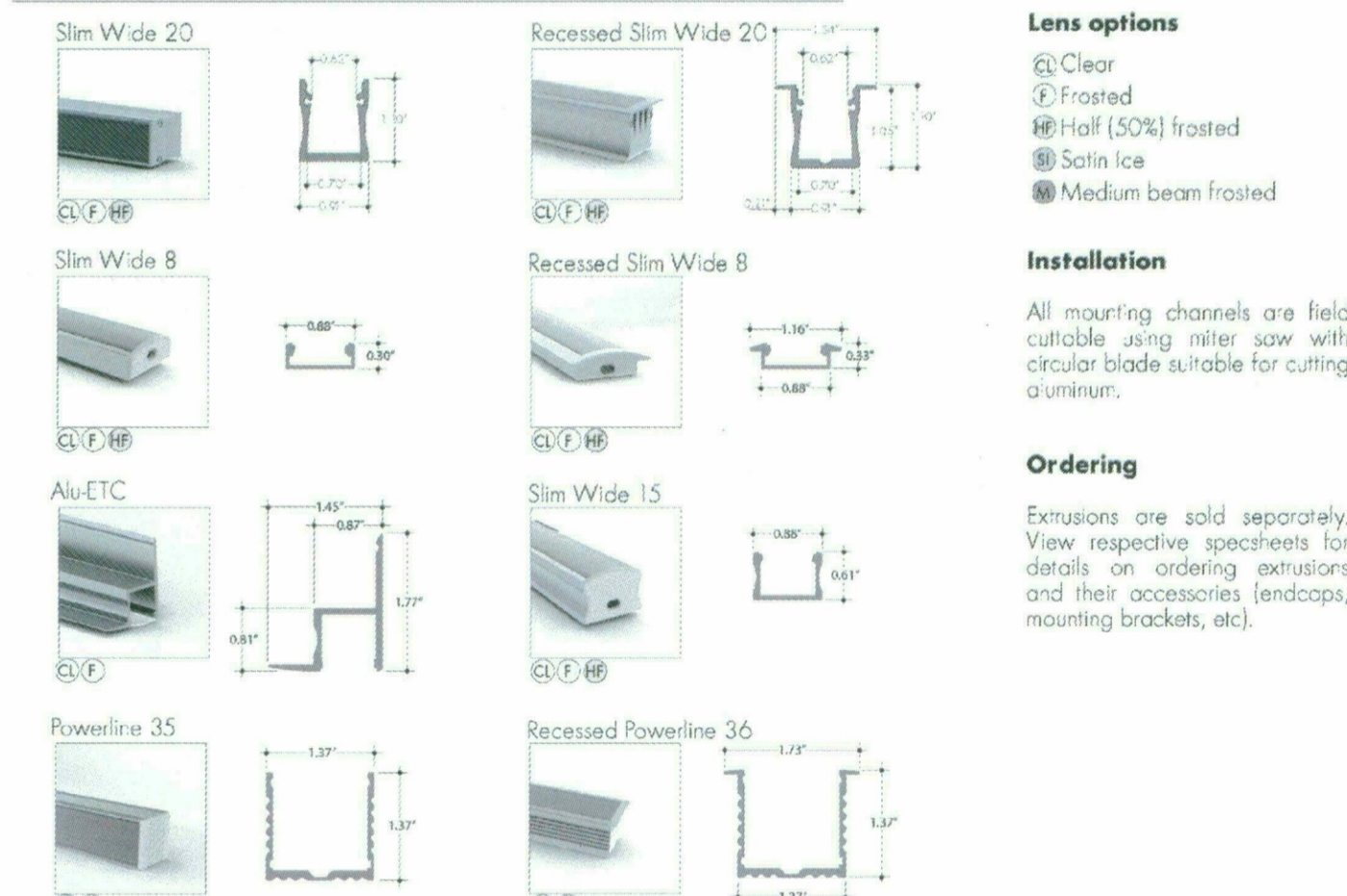
L02 Luminii

LL Series Linear LED strip - 24 VDC

Optional mounting channels - Single row LEDs



Optional mounting channels - Double row LEDs (LL36X2)



Lens options

- ⊙ Clear
- ⊙ Frosted
- ⊙ Half (50%) frosted
- ⊙ Satin Ice
- ⊙ Medium beam frosted

Installation

All mounting channels are field cuttable using nibble saw with circular blade suitable for cutting aluminum.

Ordering

Extrusions are sold separately. View respective spec sheets for details on ordering extrusions and their accessories (endcaps, mounting brackets, etc).

REV4.0

page 4 of 4


www.luminii.com tel: 224-333-6033

WINSCAPE™ Project

Taylor Twin LED • 12V LED-11

Qty: _____

Type: **L04**



QUINCK FINISH - QF-40


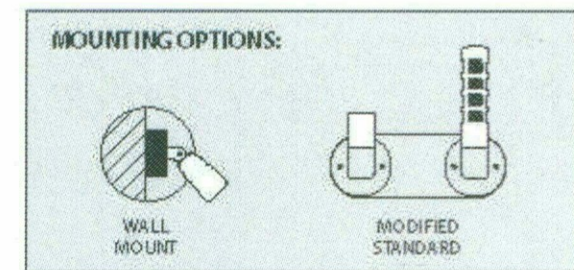
Construction: Body, cap, stem and mount machined from 6061-T6 ALUMINUM. Lens cut from tempered borosilicate glass for superior clarity and strength.

LED Unit: Winscape pendant lamp uses one (1) High Output LED and an integral low voltage (0.5V-15.9V) IC LED driver. Available in three (3) beam spreads: 10° Spot, 20° Narrow Flood and 30° Flood. Available in WarmWhite (3000K) and Cool White (6500K) color temps.

Finishes: Available in 12 standard TIKI polyester powder-coat finishes. Custom powdercoat finishes available (contact factory for more information).

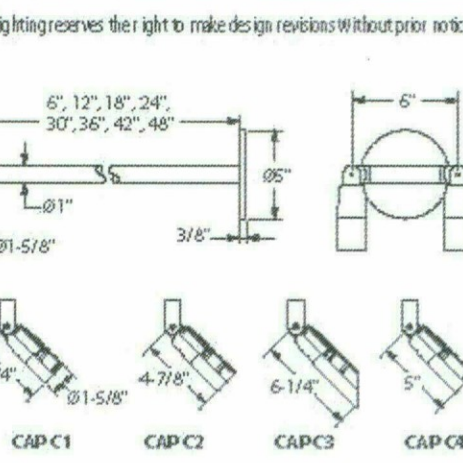
Features: Field replaceable lens. Tapcoed "screed lock" inside seat for infinite aiming and an unparalleled locking ability. Any combination of up to 3 lens accessories/color filter/beam spread can be specified in any cap style and are held securely by a removable stainless steel clamping. Fixture is supplied with 2 feet of 12V landscape cable (springing from back of mount plate).

General: This fixture requires a low voltage MAGNETIC transformer to function properly. Magnetic transformer must be purchased separately (see Accessories section on our website). Mounts to a standard 4" round wet location J-box. J-box must be mounted securely to hold weight of fixture. Includes gasket and stainless mounting screws.

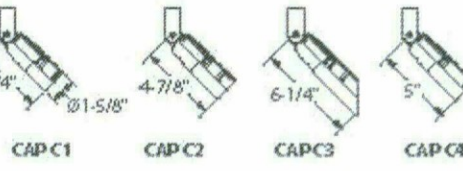


WINONA Lighting

Winona Lighting • 3750 West Fern Street • Winona, MN 55967
612-323-0231 • www.winona-lighting.com



600 High Output LED Unit



Winona Lighting reserves the right to make design revisions without prior notice.

Rev 6/08/2014

Page 1 of 1

L08



Loading zoom

\$650.00

16195

Product Description

Steel pendant. Go industrial with this steel laboratory pendant light. Hang this vintage style metal light over your table in the home or in a commercial space. This pendant is industrial and heavy with a polished metal finish. Includes 36 inch adjustable chain. 40 watt bulb not included (17dia x 19h).


RRP:

Price:

SKU:

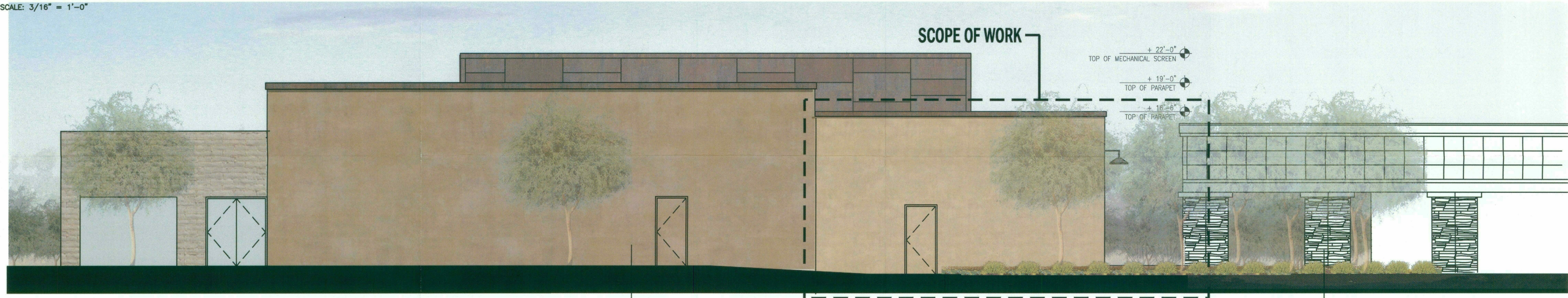
Brand:

Condition:



NORTH ELEVATION

SCALE: 3/16" = 1'-0"




SOUTH ELEVATION

SCALE: 3/16" = 1'-0"



WEST ELEVATION

SCALE: 3/16" = 1'-0"




EAST ELEVATION

SCALE: 3/16" = 1'-0"

FOR: GENUINE CONCEPTS

THE VIG

AT MCCORMICK RANCH
EXPANSION
SCOTTSDALE, ARIZONA



DRB EXTERIOR ELEVATIONS

PROJECT # 14024

2016 . 09 . 09

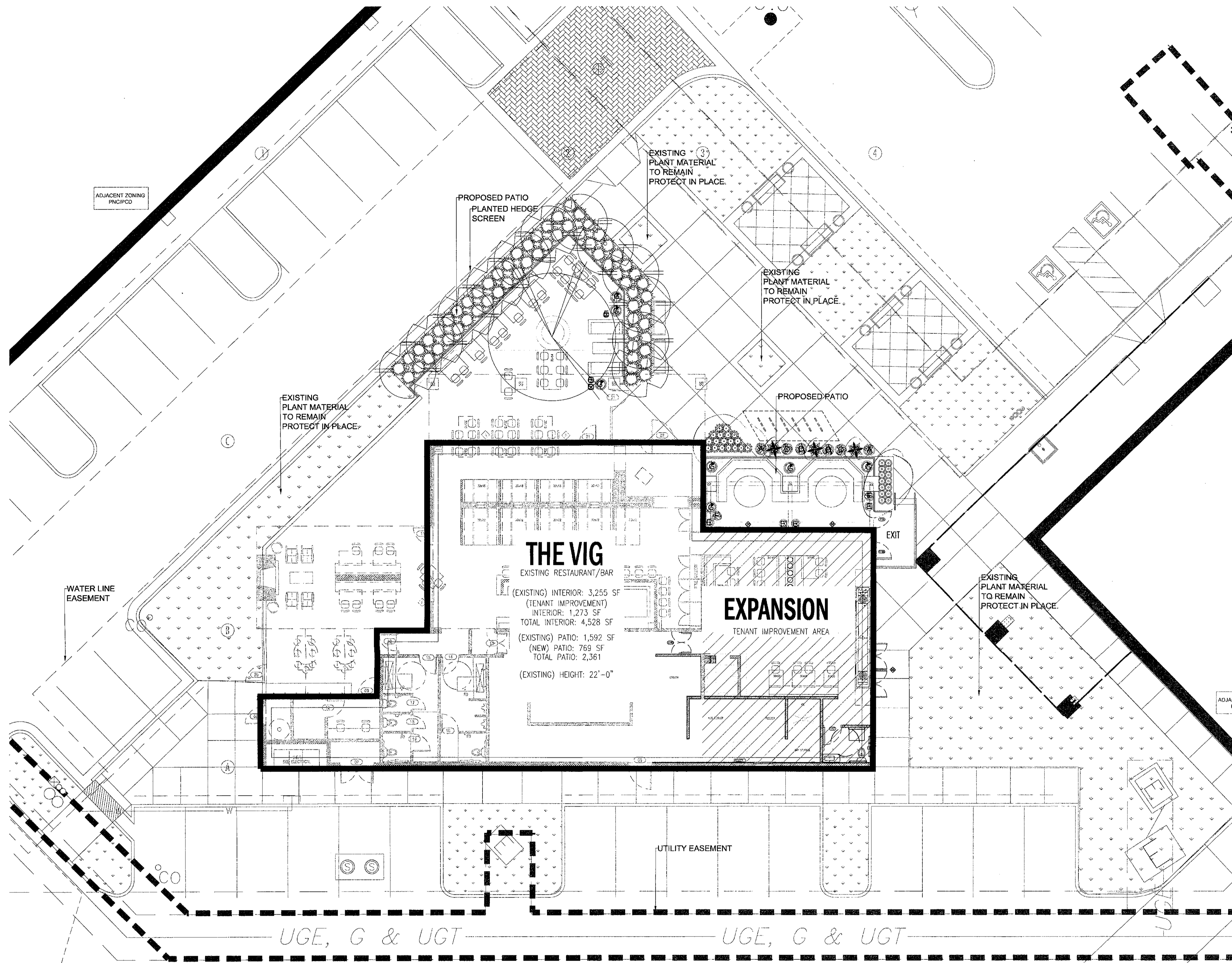
AV3
design studio

av3design@gmail.com

402.324.3387

45-DR-2016

9/29/2016



PLANT LEGEND

SYM.	BOTANICAL NAME (COMMON NAME)	SIZE	MIN. CAL HT & W	QTY.
TREES				
⊗	OLNEYA TESOTA IRONWOOD	66" BOX SINGLE TRUNK BY RIR, INC.	12" CAL. 20'H X 15' W	1
⊕	SOPHORA SECUNDIFLORA TEXAS MOUNTAIN LAURERL	24" BOX	4'H X 3' W 1" CAL. 5' O.C.	12
SHRUBS				
⊖	MYRTUS COMMUNIS COMMON MYRTLE	5 GAL.	3' O.C.	11
⊙	PLUMBAGO SCANDENS SUMMER SNOW		IN POTS	7
ACCENTS				
⊛	AGAVE DESMETIANA SMOOTH AGAVE	15 GAL.	IN POTS	3
⊕	BERLANDIERA LYRATA CHOCOLATE FLOWER	5 GAL.	IN POTS	6
⊖	BULBINE FRUTESCENS TINY TANGERINE	5 GAL.	IN POTS	6
⊙	ECHINOCACTUS GRUSONII GOLDEN BARREL CACTUS	5 GAL.	2' O.C.	14
⊙	HESPERALOE PARVIFLORA PERPA BRAKELIGHTS 21729 CRIMSON YUCCA	5 GAL.		18
⊙	MUHLENBERGIA RIGENS DEER GRASS	5 GAL.	3' O.C.	64
⊙	PORTULACARIA AFRA ELEPHANT'S FOOD	1 GAL.	IN POTS	12
⊙	YUCCA PALLIDA PALE LEAF YUCCA	5 GAL.	IN POTS	7

TOPDRESS / DUST CONTROL

□ ALL NEW PLANTING AREAS SHALL RECEIVE A MIN. 2" DEPTH DECOMPOSED GRANITE TOPDRESS. COLOR TO MATCH EXISTING ON SITE. CONTRACTOR SHALL PROVIDE A SAMPLE BAG TO LANDSCAPE ARCHITECT OR OWNER'S REP. FOR APPROVAL PRIOR TO INSTALLATION.

NOTES:

1. ALL PLANT MATERIAL WITHIN THE SIGHT VISIBILITY TRIANGLES SHALL BE A MAXIMUM OF 24" IN HEIGHT PER MUNICIPAL CLEAR VISION REQUIREMENTS.
2. ALL TREES SHALL COMPLY WITH THE LATEST AMENDED EDITION OF THE ARIZONA NURSERY ASSOCIATION RECOMMENDED TREE SPECIFICATIONS
3. TREES MUST MEET MINIMUM CALIPER, HEIGHTS, AND WIDTHS AS INDICATED ON PLANT LEGEND. BOX SIZES ARE FOR REFERENCE ONLY.
4. ANY TREE AND/OR PLANT MATERIAL REMOVED FROM SITE SHALL BE RECYCLED-NO PLANT MATERIAL SHALL BE SENT TO A LANDFILL.
5. ALL PLANTING SHALL BE IRRIGATED WITH AN AUTOMATIC DRIP IRRIGATION SYSTEM.

THE VIG
EXISTING RESTAURANT/BAR
(EXISTING) INTERIOR: 3,255 SF
(TENANT IMPROVEMENT)
INTERIOR: 1,273 SF
TOTAL INTERIOR: 4,528 SF
(EXISTING) PATIO: 1,592 SF
(NEW) PATIO: 769 SF
TOTAL PATIO: 2,361
(EXISTING) HEIGHT: 22'-0"

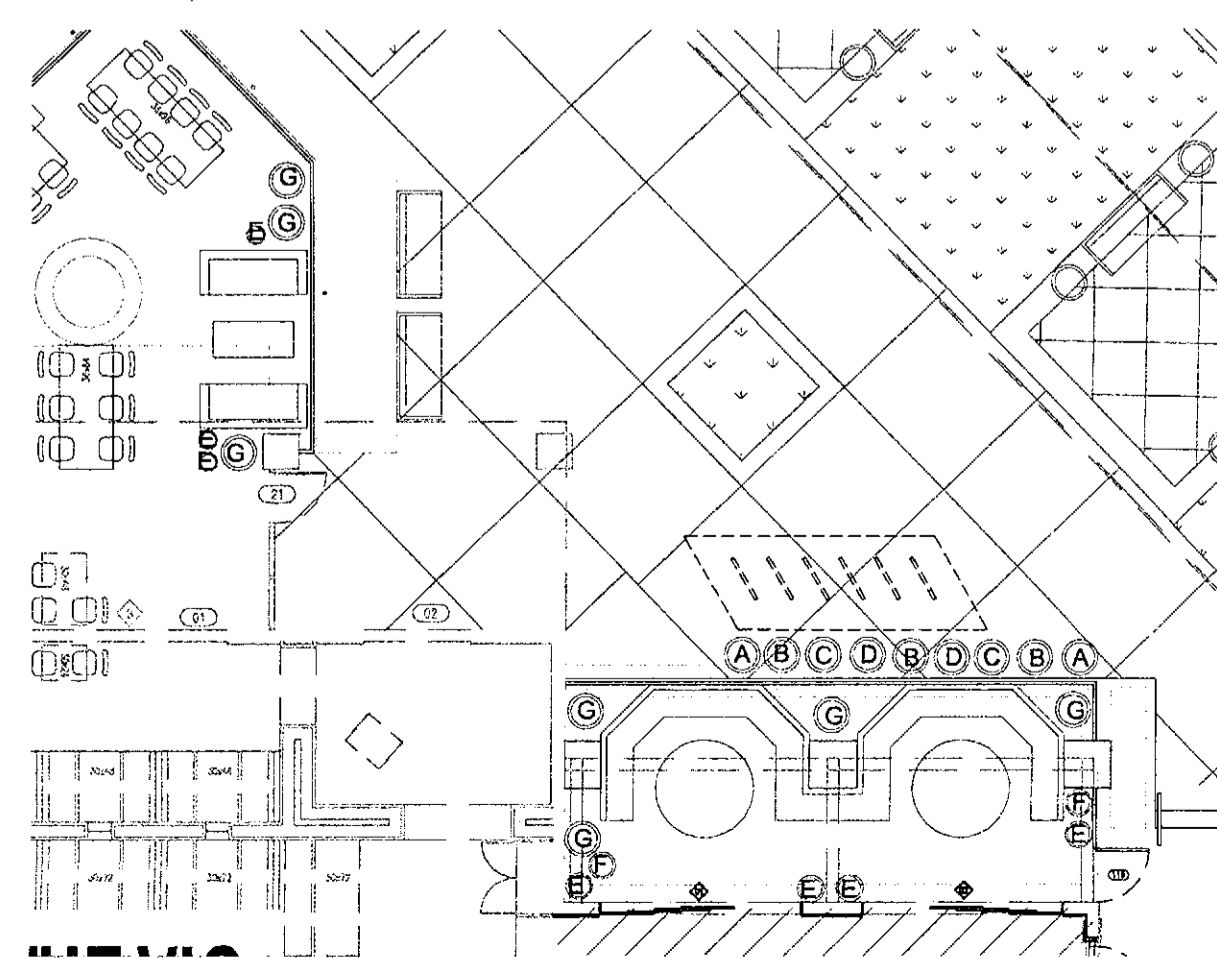
EXPANSION
TENANT IMPROVEMENT AREA

POT SCHEDULE

- A. ARTISAN SQUAT ROLLED RIM BY: SEIBERT & RICE 20" DIA. #1010
- B. VASO PLANTER BY: JACKSON POTTERY 20" DIA. #ADR-388
- C. DUNE PLANTER BY: KORNEGAY DESIGN 24" DIA. #DS-16
- D. CYLINDER POT BY: JACKSON POTTERY 17" DIA. #ADR-178
- E. VASO ORTENSIA ARTICLE BY: TUSCAN IMPORTS 24" DIA. #58711C
- F. TALL CONE PLANTER BY: JACKSON POTTERY 14.0" DIA. #ADR-45
- G. VASO PALLA RIGATA BY: TUSCAN IMPORTS 14.0" DIA. #D407

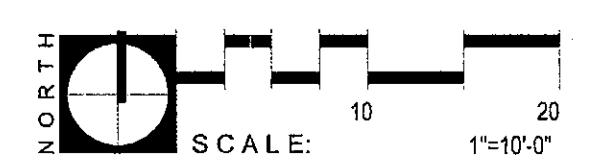

NOTE: ALL POTS SHALL RECEIVE MIN. DEPTH 2" OF MEXICAN BEACH PEBBLES BY APACHE STONE (623) 581.7625. CONTRACTOR SHALL PROVIDE SAMPLE BAG TO LANDSCAPE ARCHITECT PRIOR TO INSTALLATION.

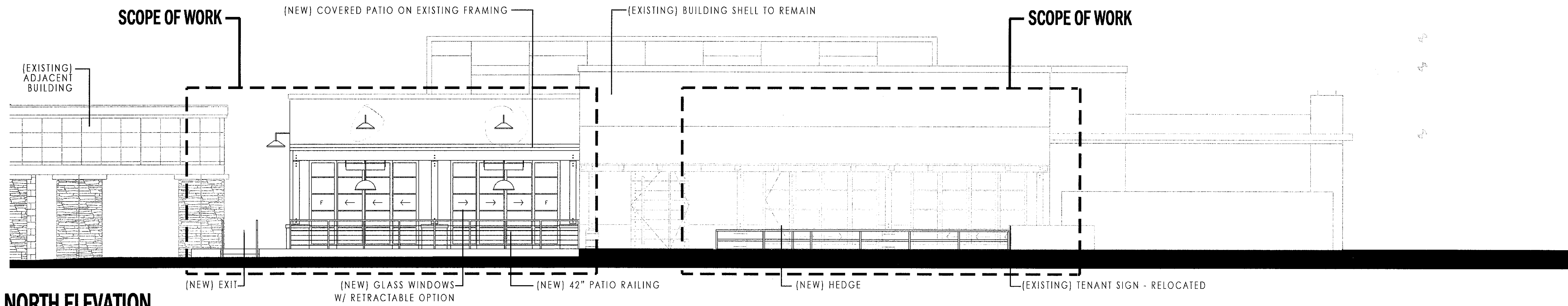
CONTACT INFO:
TUSCAN IMPORTS: 843.667.9101
JACKSON POTTERY: 1-877-533-7687
SEIBERT & RICE: 1-973-467-8266
KORNEGAY DESIGN: 1-877-252-6323



FOR: GENUINE CONCEPTS
THE VIG
AT MCCORMICK RANCH
EXPANSION
SCOTTSDALE, ARIZONA

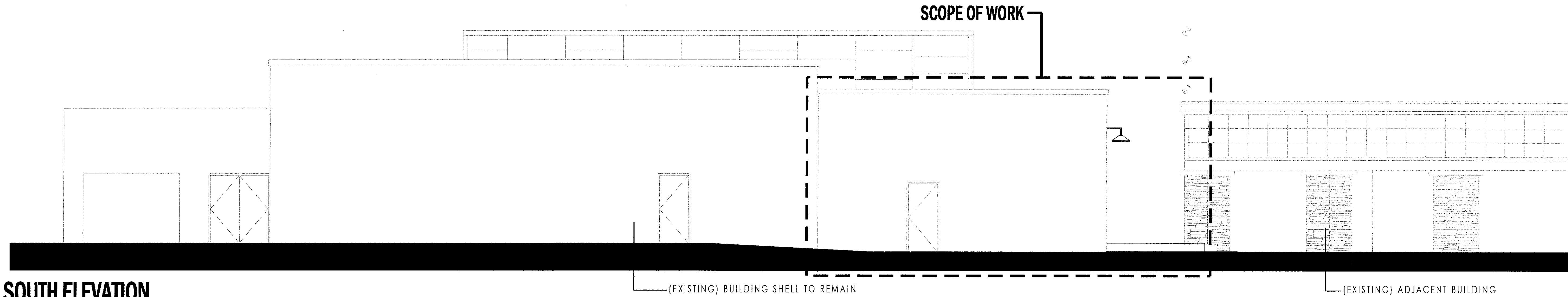
DEVELOPMENT REVIEW
LANDSCAPE PLAN
PROJECT # 14024
2016.09.09





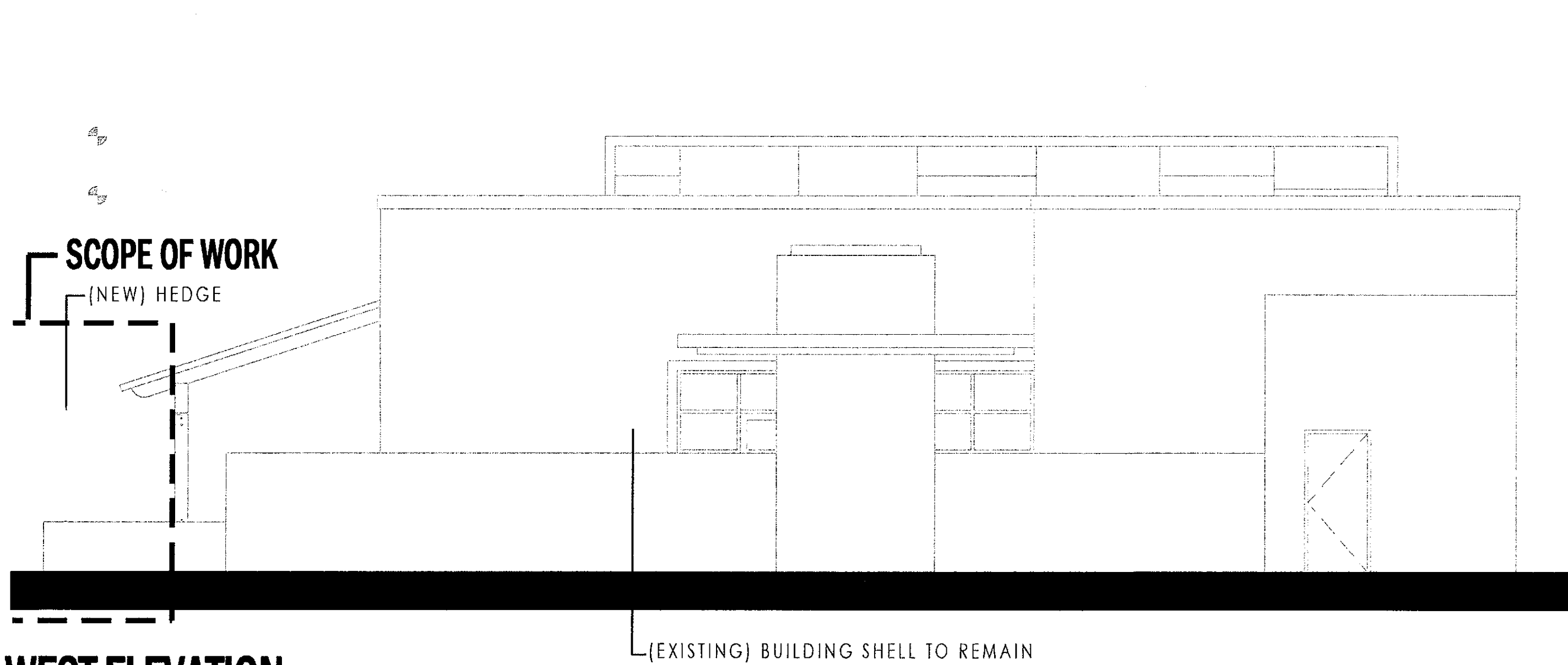
NORTH ELEVATION

SCALE: 3/16" = 1'-0"



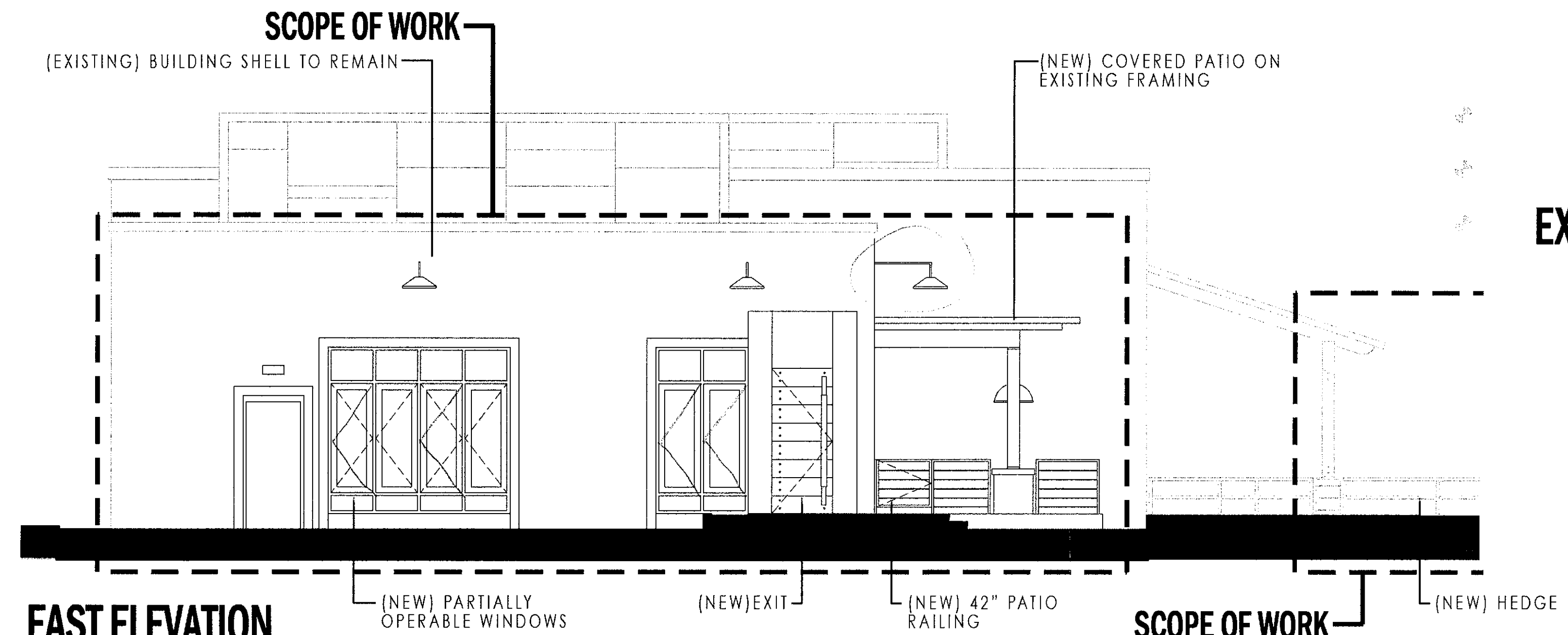
SOUTH ELEVATION

SCALE: 3/16" = 1'-0"



WEST ELEVATION

SCALE: 3/16" = 1'-0"




EAST ELEVATION

SCALE: 3/16" = 1'-0"

FOR: GENUINE CONCEPTS

THE VIG

AT McCORMICK RANCH
EXPANSION
SCOTTSDALE, ARIZONA




**DRB
EXTERIOR ELEVATIONS**

PROJECT # 14024
2016 . 09 . 09




design studio
av3design@gmail.com
602 326 3387

45-DR-2016
9/29/2016



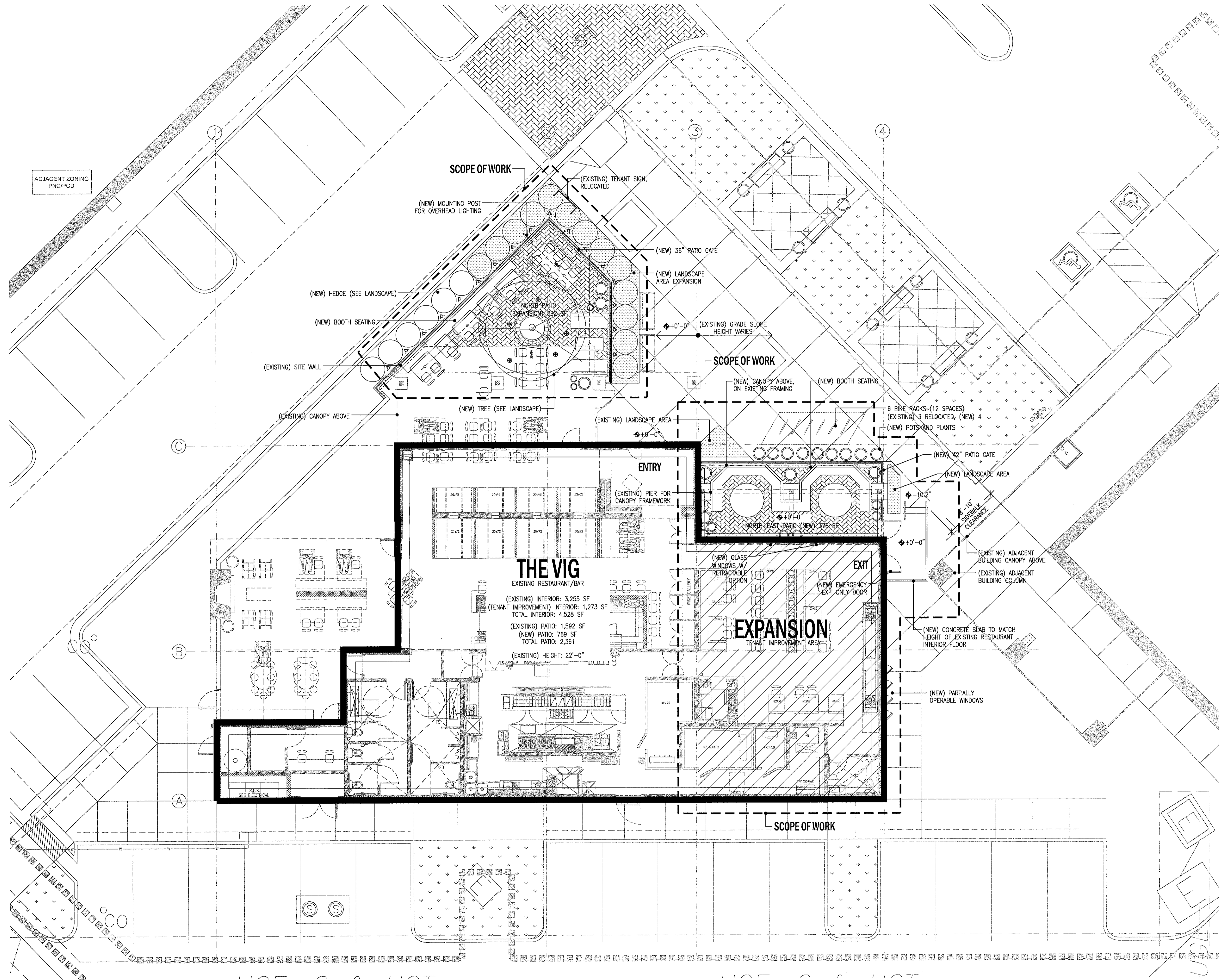
FOR: GENUINE CONCEPTS
THE VIG
 AT MCCORMICK RANCH
 EXPANSION
 SCOTTSDALE, ARIZONA

EXISTING RESTAURANT
SITE



DEVELOPMENT REVIEW
**CONTEXT AERIAL
 SITE PLAN**
 PROJECT # 14024
 2016 . 09 . 09

AV3
 design studio
 av3design@gmail.com
 602 326 3387



THE VIG
 EXISTING RESTAURANT/BAR
 (EXISTING) INTERIOR: 3,255 SF
 (TENANT IMPROVEMENT) INTERIOR: 1,273 SF
 TOTAL INTERIOR: 4,528 SF
 (EXISTING) PATIO: 1,592 SF
 (NEW) PATIO: 769 SF
 TOTAL PATIO: 2,361
 (EXISTING) HEIGHT: 22'-0"

EXPANSION
 TENANT IMPROVEMENT AREA

PROJECT DATA

ZONING: PNC/PCD
 ADDRESS: 345 N. VIA PASEO DEL SUR
 APN: 177-03-218A
 Q.S.: 23-47

BUILDING HEIGHT:
 ALLOWED: 36 FT
 PROVIDED: 22 FT

BUILDING AREAS:
 (EXISTING) THE VIG: 3,255 SF
 (EXISTING) EXPANSION: 1,273 SF
 TOTAL BUILDING AREA: 4,528 SF

PATIO AREAS:
 EXISTING: 1,592 SF
 EXPANSION: 769 SF
 TOTAL PATIO AREA: 2,361 SF

PARKING REQUIRED:
 INTERIOR (4,528 SF/250): 18.1 SPACES
 EXTERIOR PATIO (2,361 SF-200)/250: 8.65 SPACES
 TOTAL REQUIRED: 27.2 SPACES

PARKING PROVIDED:
 ON SITE PARKING: SEE MASTER SITE PLAN

BICYCLE PARKING:
 REQUIRED: (2B PARKING SPACES/10): 3 SPACES
 PROVIDED: 12 SPACES

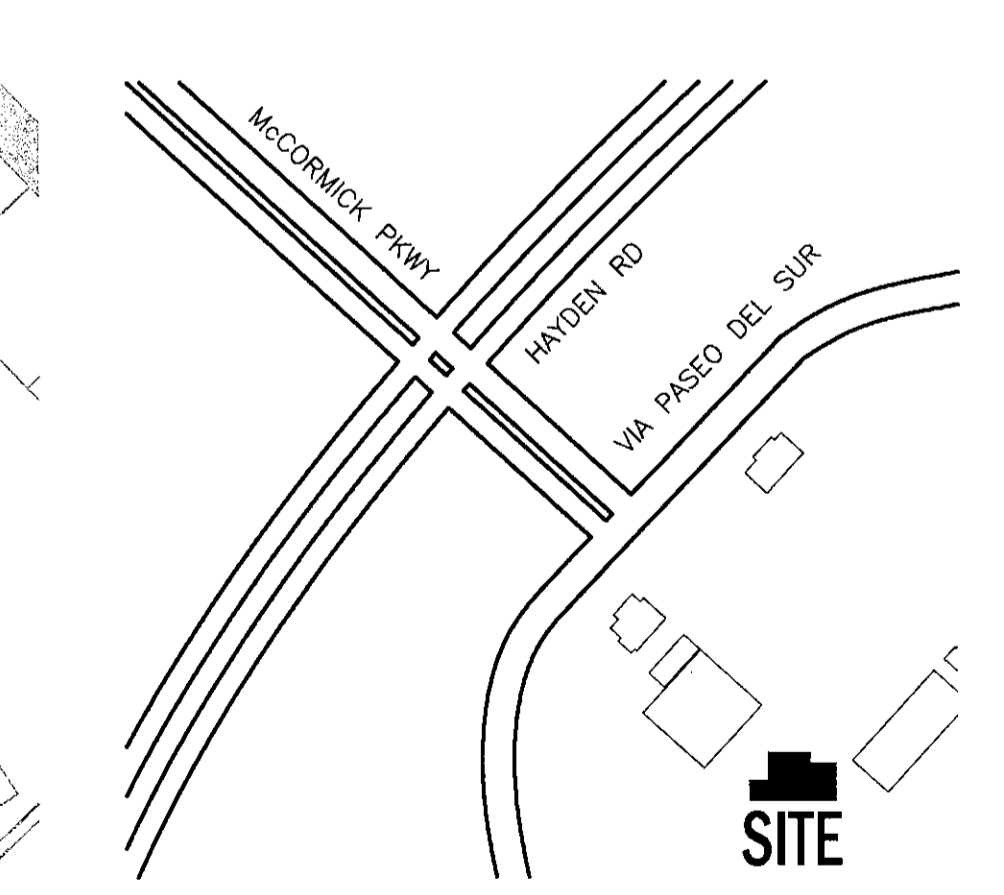
DIRECTORY

BUILDING OWNER:
 DIVERSIFIED PARTNERS
 7500 E. McDONALD DR
 SCOTTSDALE, AZ 85250
 ATTN: ALEXANDRA SCHUCHTER
 ALEXANDRA@DPRE.COM


ARCHITECT:
 AV3 DESIGN STUDIO
 PO BOX 16792
 PHOENIX, ARIZONA 85011
 ATTN: ARTHUR A. VIGIL III
 602.326.3387
 ARTIE@AV3DESIGNSTUDIO.COM

TENANT:
 THE VIG
 4041 N 40TH STREET
 ATTN: TUCKER WOODBURY/
 JIM RILEY

VICINITY MAP



FOR: GENUINE CONCEPTS
THE VIG
 AT MCCORMICK RANCH
 EXPANSION
 SCOTTSDALE, AZ

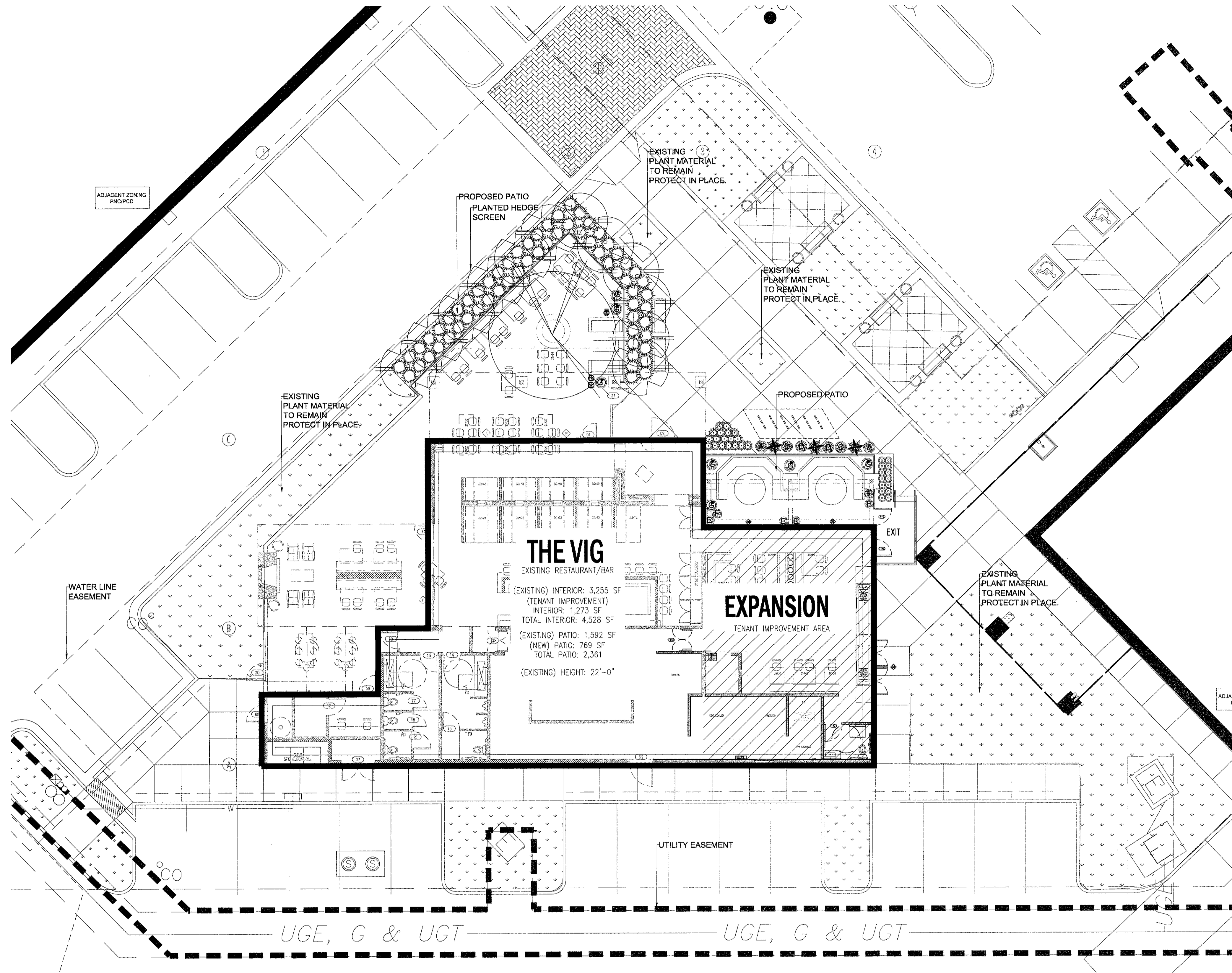


DESIGN REVIEW
SITE PLAN
 PROJECT # 14024
 2016 . 09 . 09

SITE PLAN
 SCALE: 1/8" = 1'-0"

STIPULATION SET
 RETAIN FOR RECORDS
 APPROVED
Arthur A. Vigil III
 INITIALS

© COPYRIGHT 2015
AV3
 design studio
 AV3DESIGNSTUDIO.COM
 602.326.3387
 45-DR-2016
 9/29/2016



PLANT LEGEND

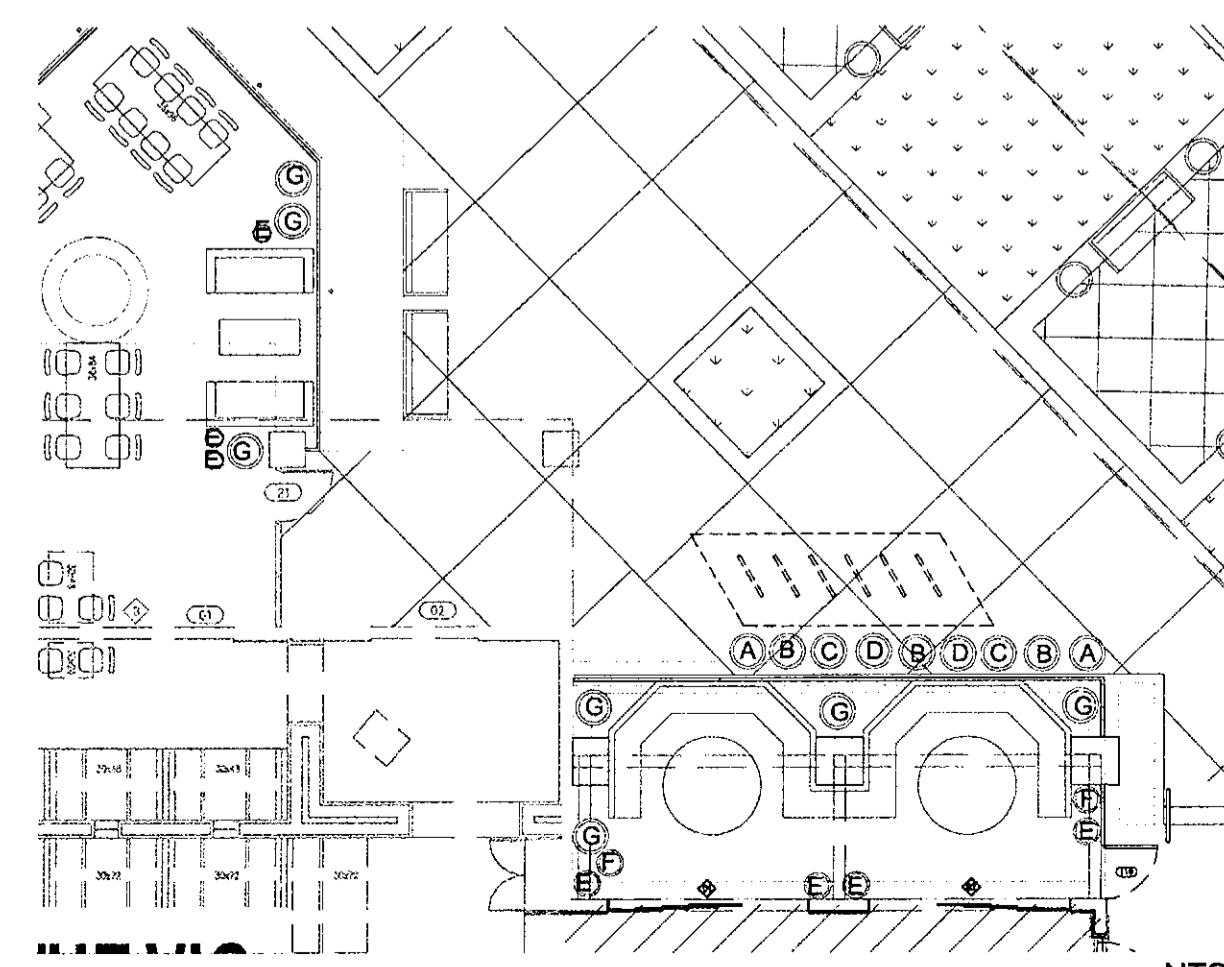
BOTANICAL NAME SYM. (COMMON NAME)	SIZE	MIN. CAL HT & W	QTY.
TREES			
OLNEYA TESOTA IRONWOOD	66" BOX SINGLE TRUNK BY INFLING	12" CAL. 20H X 15" W	1
CONTRACTOR SHALL HAVE WRITTEN APPROVAL FROM OWNER PRIOR TO PURCHASE OF TREE. CONTRACTOR SHALL ALSO VERIFY TREE W/ LANDSCAPE ARCHITECT PRIOR TO PURCHASE.			
SOPHORA SECUNDFLORA TEXAS MOUNTAIN LAUREL	24" BOX	4H X 3 W 1" CAL 5 O.C.	12
SHRUBS			
MYRTUS COMMUNIS COMMON MYRTLE	5 GAL.	3' O.C.	11
PLUMBAGO SCANDENS SUMMER SNOW		IN POTS	7
ACCENTS			
AGAVE DESMETIANA SMOOTH AGAVE	15 GAL.	IN POTS	3
BERLANDIERA LYRATA CHOCOLATE FLOWER	5 GAL.	IN POTS	6
BULBINE FRUTESCENS TINY TANGERINE	5 GAL.	IN POTS	6
ECHINOCACTUS GRUSONII GOLDEN BARREL CACTUS	5 GAL.	2' O.C.	14
HESPERALOE PARVIFLORA 'PERLA BRAKELIGHTS' 21729 CRIMSON YUCCA	5 GAL.		18
MUHLENBERGIA RIGENS DEER GRASS	5 GAL.	3' O.C.	64
PORTULACARIA AFRA ELEPHANT'S FOOT	1 GAL.	IN POTS	12
YUCCA PALLIDA PALE LEAF YUCCA	5 GAL.	IN POTS	7

TOPDRESS / DUST CONTROL

ALL NEW PLANTING AREAS SHALL RECEIVE A MIN. 2" DEPTH DECOMPOSED GRANITE TOPDRESS. COLOR TO MATCH EXISTING ON SITE. CONTRACTOR SHALL PROVIDE A SAMPLE BAG TO LANDSCAPE ARCHITECT OR OWNER'S REP. FOR APPROVAL PRIOR TO INSTALLATION.

NOTES:

- ALL PLANT MATERIAL WITHIN THE SIGHT VISIBILITY TRIANGLES SHALL BE A MAXIMUM OF 24" IN HEIGHT PER MUNICIPAL CLEAR VISION REQUIREMENTS.
- ALL TREES SHALL COMPLY WITH THE LATEST AMENDED EDITION OF THE ARIZONA NURSERY ASSOCIATION RECOMMENDED TREE SPECIFICATIONS.
- TREES MUST MEET MINIMUM CALIPER, HEIGHTS, AND WIDTHS AS INDICATED ON PLANT LEGEND. BOX SIZES ARE FOR REFERENCE ONLY.
- ANY TREE AND/OR PLANT MATERIAL REMOVED FROM SITE SHALL BE RECYCLED-NO PLANT MATERIAL SHALL BE SENT TO A LANDFILL.
- ALL PLANTING SHALL BE IRRIGATED WITH AN AUTOMATIC DRIP IRRIGATION SYSTEM.



POT SCHEDULE

A.	ARTISAN SQUAT ROLLED RIM BY: SEIBERT & RICE	20" DIA. #1010
B.	VASO PLANTER BY: JACKSON POTTERY	20" DIA. #ADR-388
C.	DUNE PLANTER BY: KORNEGAY DESIGN	24" DIA. #DS-16
D.	CYLINDER POT BY: JACKSON POTTERY	17" DIA. #ADR-178
E.	VASO ORTENSIA ARTICLE BY: TUSCAN IMPORTS	24" DIA. #5B711C
F.	TALL CONE PLANTER BY: JACKSON POTTERY	14.0" DIA. #ADR-45
G.	VASO PALLA RIGATA BY: TUSCAN IMPORTS	14.0" DIA. #D407

NOTE: ALL POTS SHALL RECEIVE MIN. DEPTH 2" OF MEXICAN BEACH PEBBLES BY APACHE STONE (623) 581.7625. CONTRACTOR SHALL PROVIDE SAMPLE BAG TO LANDSCAPE ARCHITECT PRIOR TO INSTALLATION.

CONTACT INFO:
TUSCAN IMPORTS: 843.667.9101
JACKSON POTTERY: 1-877-533-7487
SEIBERT & RICE: 1-973-467-8266
KORNEGAY DESIGN: 1-877-252-4323

POT PLAN REFER TO POT SCHEDULE

NTS

FOR: GENUINE CONCEPTS

THE VIG

AT McCORMICK RANCH
EXPANSION
SCOTTSDALE, ARIZONA

DEVELOPMENT REVIEW
LANDSCAPE PLAN

PROJECT # 14024

2016.09.09

STIPULATION SET
RETAIN FOR RECORDS
APPROVED
12/15/2016
DATE INITIALS

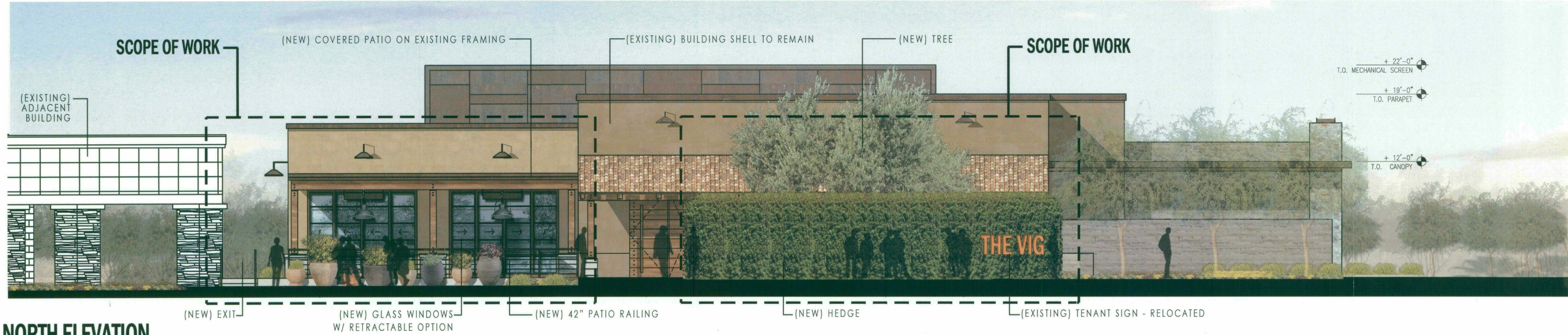
40°
48° design • llc
4809 E. Thistle Landing Dr.
Suite 100
Phoenix, AZ 85044
P: 602.314.8304
F: 602.412.3306

SCALE: 1"=10'-0"

CALL FOR MOORING DAYS
WITHIN 700 FT
1-800-STAKE-IT
(OUTSIDE MARICOPA COUNTY)

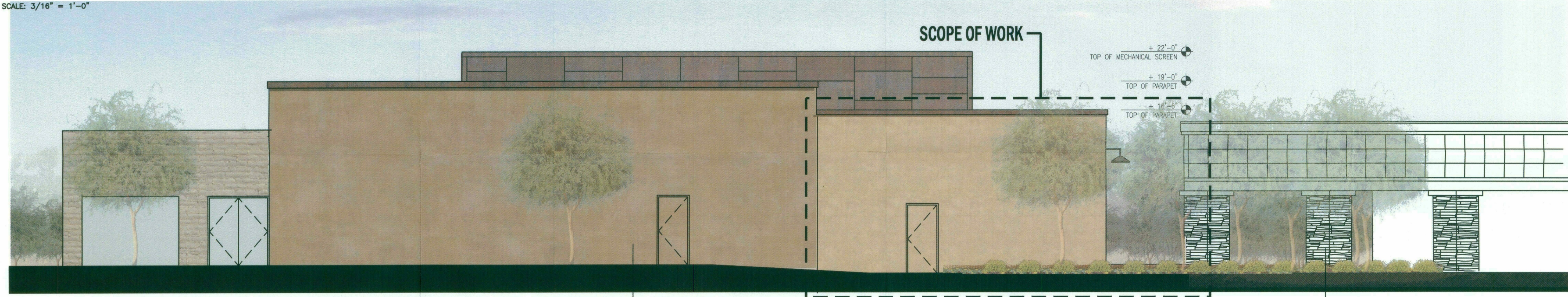
AV3
design studio
av3design@gmail.com
602.326.3387

45-DR-2016
9/29/2016



NORTH ELEVATION

SCALE: 3/16" = 1'-0"



SOUTH ELEVATION

SCALE: 3/16" = 1'-0"



WEST ELEVATION

SCALE: 3/16" = 1'-0"




EAST ELEVATION

SCALE: 3/16" = 1'-0"

FOR: GENUINE CONCEPTS

THE VIG

AT MCCORMICK RANCH
EXPANSION
SCOTTSDALE, ARIZONA



DRB EXTERIOR ELEVATIONS

PROJECT # 14024

2016.09.09

STIPULATION SET
RETAIN FOR RECORDS
APPROVED
12/29/2016
DATE
AV3 INITIALS

AV3
design studio

av3design@gmail.com

602.326.3387

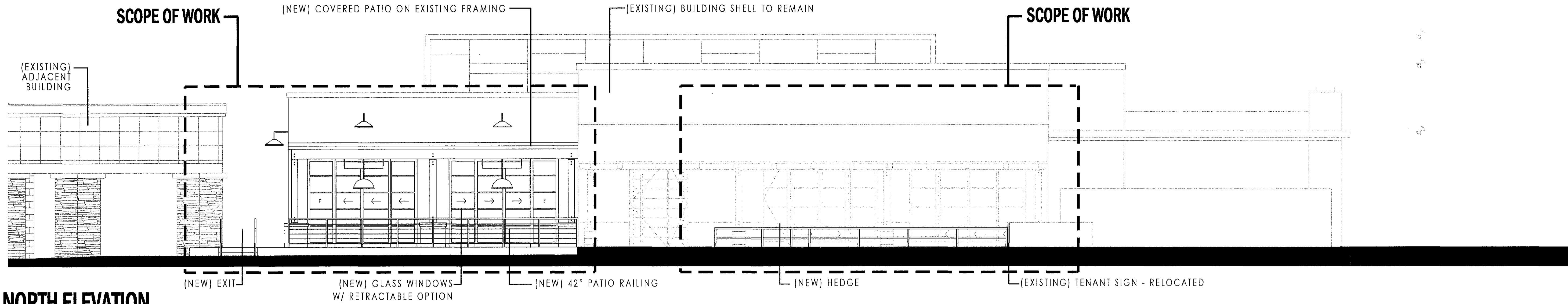
45-DR-2016

9/29/2016

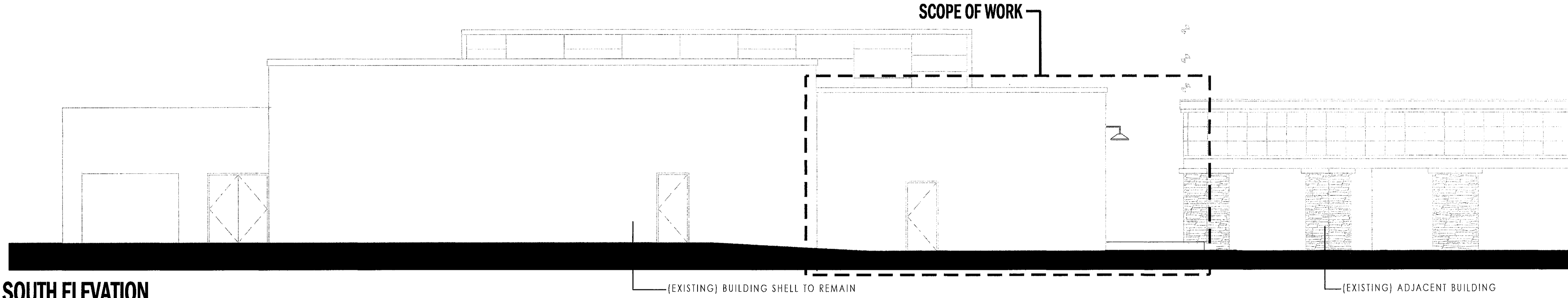
FOR: GENUINE CONCEPTS

THE VIG

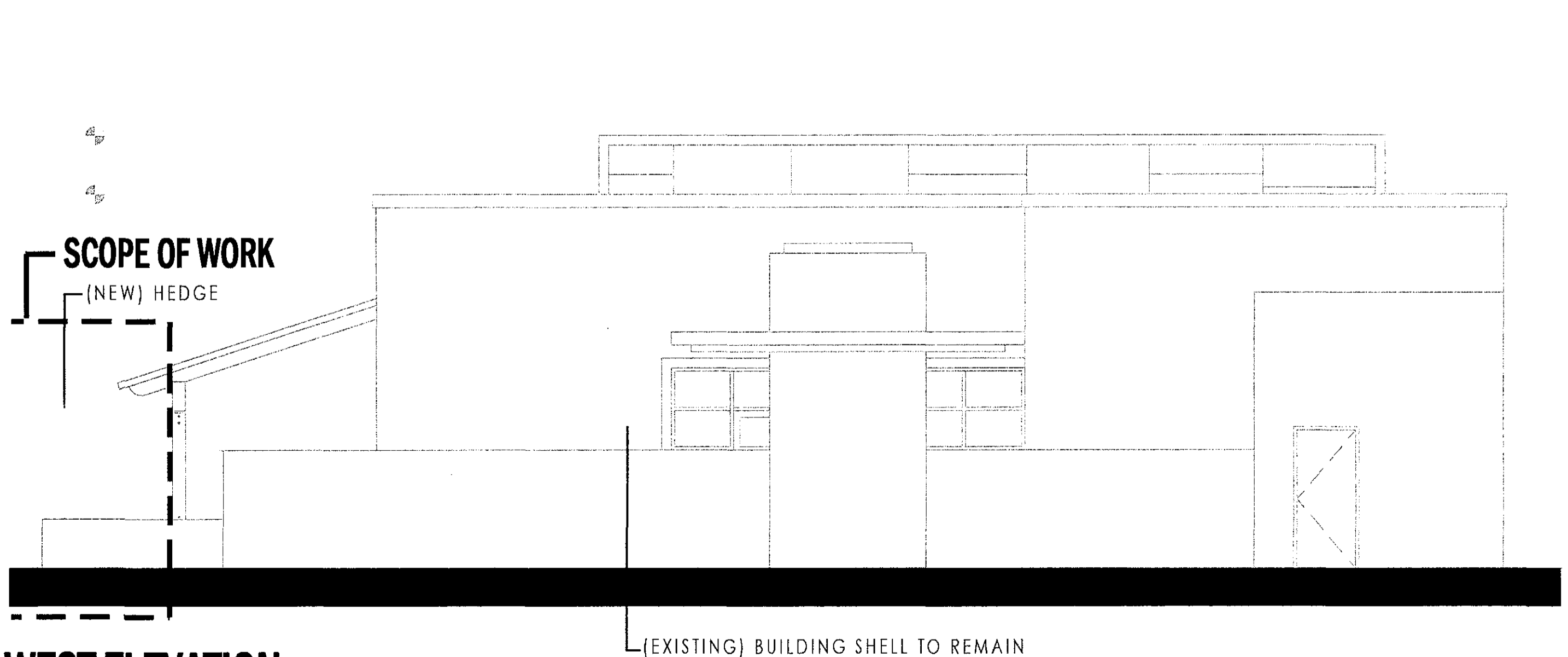
AT McCORMICK RANCH
EXPANSION
SCOTTSDALE, ARIZONA



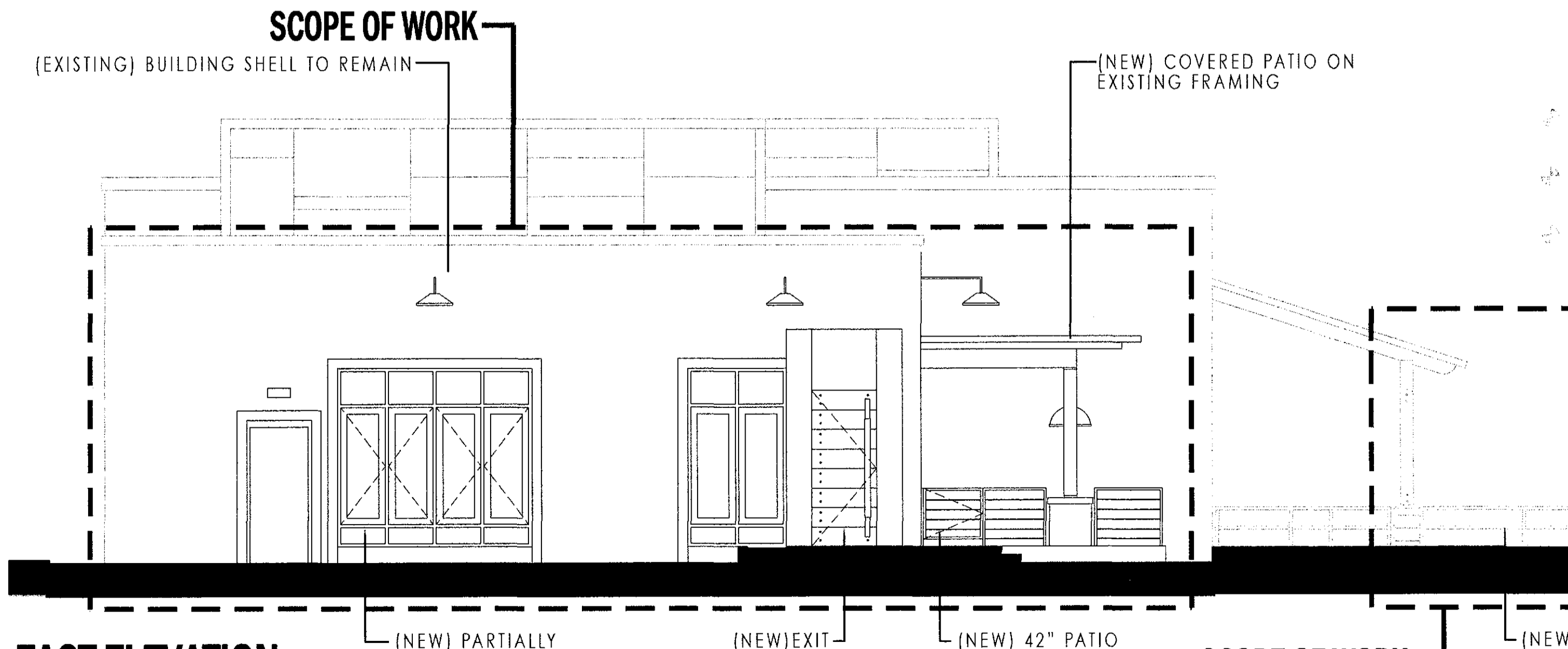
NORTH ELEVATION
SCALE: 3/16" = 1'-0"




SOUTH ELEVATION
SCALE: 3/16" = 1'-0"



WEST ELEVATION
SCALE: 3/16" = 1'-0"



EAST ELEVATION
SCALE: 3/16" = 1'-0"



DRB EXTERIOR ELEVATIONS

PROJECT # 14024
2016 . 09 . 09

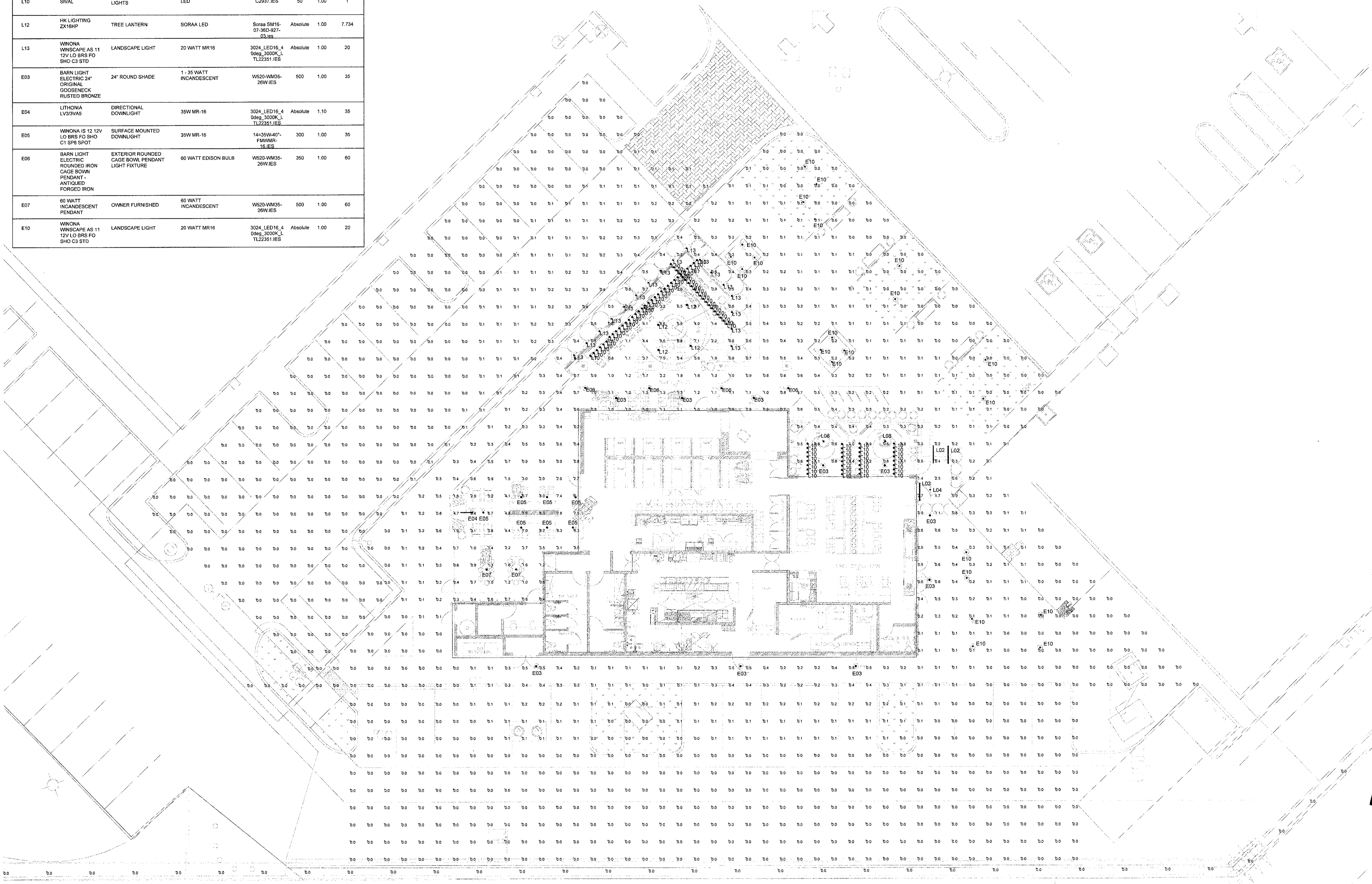
STIPULATION SET
RETAIN FOR RECORD
APPROVED
DATE: 12/15/2016
INITIALS: Kh




design studio
av3design@gmail.com
602 326 3387
45-DR-2016
9/29/2016

Label	Catalog Number	Description	Lamp	File	Lumens	LLF	Watts
L02	LUMINI LL30-K	LED LINEAR STRIP	LED	LL30-H-29K-WE85-IESN2002.IES	Absolute	1.00	10.2
L04	WINONA TAT 1024 12V LO BKT FO SHO C1 STD	LED WALL SIGN LIGHT, REMOTE TRANSFORMER REQUIRED	LED	3024_LED16_4 0deg_3000K_L TL22351.IES	Absolute	1.00	5.84
L08	HUDSON GOODS INDUSTRIAL LAB PENDANT	PENDANT	INCANDESCENT	C2937.IES	50	1.00	40
L10	SIVAL	OUTDOOR STRING LIGHTS	LED	C2937.IES	50	1.00	1
L12	HK LIGHTING ZX16HP	TREE LANTERN	SORAA LED	Soraa SM16-07-36D-927-03.igs	Absolute	1.00	7.734
L13	WINONA WINSCAPE AS 11 12V LO BRS FO SHO C3 STD	LANDSCAPE LIGHT	20 WATT MR16	3024_LED16_4 0deg_3000K_L TL22351.IES	Absolute	1.00	20
E03	BARN LIGHT ELECTRIC 24" ORIGINAL GOOSENECK RUSTED BRONZE	24" ROUND SHADE	1 - 35 WATT INCANDESCENT	W520-WM35-26W.IES	500	1.00	35
E04	LITHONIA LV33VA6	DIRECTIONAL DOWNLIGHT	35W MR-16	3024_LED16_4 0deg_3000K_L TL22351.IES	Absolute	1.10	35
E05	WINONA IS 12 12V LO BRS FO SHO C1 SP8 SPOT	SURFACE MOUNTED DOWNLIGHT	35W MR-16	14-35W-40'-FMW-MR-16.IES	300	1.00	35
E06	BARN LIGHT ELECTRIC ROUNDED IRON CAGE BOWL PENDANT - ANTIQUED FORGED IRON	EXTERIOR ROUNDED CAGE BOWL PENDANT LIGHT FIXTURE	60 WATT EDISON BULB	W520-WM35-26W.IES	350	1.00	60
E07	60 WATT INCANDESCENT PENDANT	OWNER FURNISHED	60 WATT INCANDESCENT	W520-WM35-26W.IES	500	1.00	60
E10	WINONA WINSCAPE AS 11 12V LO BRS FO SHO C3 STD	LANDSCAPE LIGHT	20 WATT MR16	3024_LED16_4 0deg_3000K_L TL22351.IES	Absolute	1.00	20

Description	Symbol	Avg	Max	Min	Max/Min	Avg/Min
BUILDING PERIMETER	+	0.7 fc	9.5 fc	0.0 fc	N/A	N/A
Parking by Waigreens	+	0.0 fc	0.4 fc	0.0 fc	N/A	N/A
SOUTH PARKING/DRIVE	+	0.0 fc	0.2 fc	0.0 fc	N/A	N/A
Vertical Light Spill at Property Line Measured at 5' AFC	+	0.0 fc	0.0 fc	0.0 fc	N/A	N/A



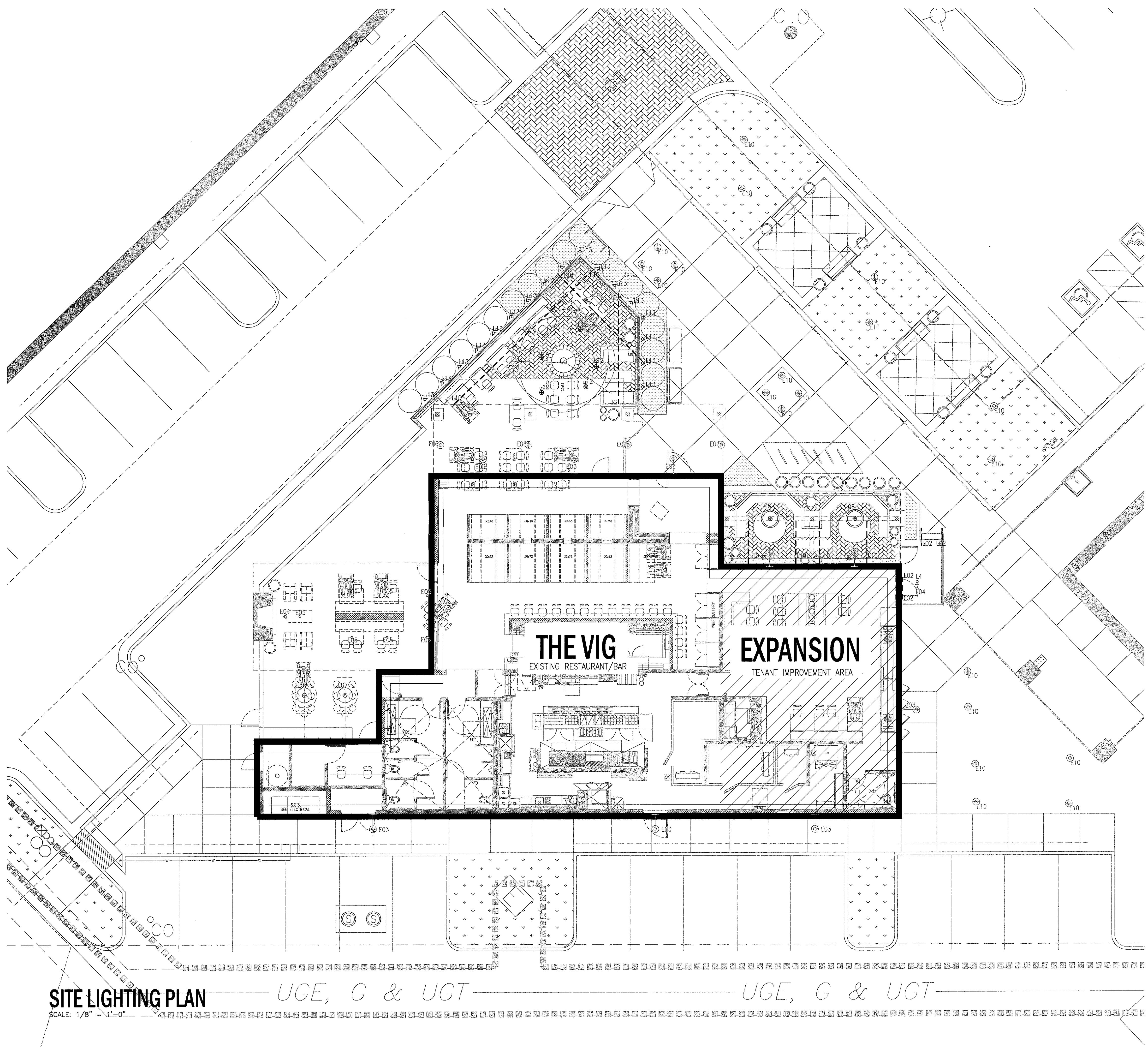
FOR: GENUINE CONCEPTS
THE VIG
 AT MCCORMICK RANCH
 EXPANSION
 SCOTTSDALE, ARIZONA




DEVELOPMENT REVIEW
PHOTOMETRIC PLAN
 PROJECT # 14024
 2016 . 09 . 09

STIPULATION SET
 RETAIN FOR RECORD
 APPROVED
 12/5/2016
 INITIALS

AV3
 design studio
 av3design@gmail.com
 602.326.3387
 45-DR-2016
 9/29/2016



KEY	NUMBER	ITEM
---	L02	TYPE: LED LIGHT STRIP MFG: LUMINI FIXTURE: LINELED 24V, LL30 COLOR/FINISH: AMBER & WARM WHITE
⊖	L04	TYPE: WALL SIGN LIGHT MFG: WINSCAPE FIXTURE: TAYLOR TWIN LED #QF-40 COLOR/FINISH: BLACK TEXTURED
⊙	L08	TYPE: PATIO PENDANT MFG: HUDSON GOODS FIXTURE: INDUSTRIAL LAB PENDANT COLOR/FINISH: POLISHED METAL
---	L10	TYPE: STRING LIGHTS MFG: SYVAL FIXTURE: OUTDOOR LIGHT STRING COLOR/FINISH: BLACK
⊕	L12	TYPE: TREE LANTERN MFG: HK LIGHTING GROUP FIXTURE: ZX16 - HP COLOR/FINISH: BRONZE
⊙	L13	TYPE: DIRECTIONAL LANDSCAPE LIGHTING MFG: WINSCAPE FIXTURE: AS - ASPEN COLOR/FINISH: BRONZE



DESIGN REVIEW
SITE LIGHTING PLAN
 PROJECT # 14024
 2016 . 09 . 09

STIPULATION SET
 RETAIN FOR RECORDS
 APPROVED
rehsbane *ML*
 DATE: INITIALS

SITE LIGHTING PLAN
 SCALE: 1/8" = 1'-0"

UGE, G & UGT UGE, G & UGT

L10




Commercial-grade string lights, intermediate base, 100 ft, 75 sockets

- Home
- About
- Contact Us
- FAQs
- Shipping
- Log In
- Wholesale, Volume Pricing

Since 1985
RETAIL ONLY

Shop by Category

- 11514, A16, A19 and G50 Light Bulbs (medium base)
- Battery Operated LED Light Strings
- C7 & C9 Christmas Light Bulbs
- C7 Light Strings and Spools
- C9 Light Strings and Spools
- Commercial Grade Patio Light String, INTERMEDIATE base sockets
- Commercial Grade Patio Light String, MEDIUM base sockets
- Floralites and Submersible Floralites by Acrylics
- Globe Party Lights, Pre-Assembled Globe Light Sets
- Globe Party Lights, Replacement Bulbs (G40, G44, G50)
- LED C7, LED C9, LED G30 and LED G40 Christmas Lights
- LED S14 Sign Bulbs and LED G50 Bulbs (E27 medium base)
- LED String Lights
- Mini Lights
- Mounting & Installation Clips
- Net Lights
- Party Light Bulbs
- Party Lights and Wedding Lights
- Plugs, Sockets and Accessories
- Sign Bulbs
- T3 and T5.5 Bulbs



PRICE: To see city discounts, select product option (if any): \$185.00

Item Number: L101400BKP

Socket Size: Intermediate (E17, C9)

Quantity: 1 Add to Cart

Like 3 people like this. Be the first of your friends.

Email this page to a friend

Product Description:

Length of String: 100 ft. (lighted length is 94 ft.)	Compatible Bulbs: G40 5W, G40 7W, G60 7W, G60 10W, LED G30
Lead: 6 ft.	Wire Color: Black Only
Sockets Per String: 75	Plug: Male Plug Only (not end-to-end connectable)
Socket Type: Intermediate E-17 Base	Maximum Run: 750 Watts (Maximum of 10W per socket)
Socket Spacing: 15"	Wire Gauge: 16 AWG SPT-2 Wire
Bulb(s) Included: No (light bulbs sold separately)	Suspended Socket: No

- One of our more popular outdoor light strings, heavy-duty light strings ideal for lighting patios, weddings, pergolas and backyards.
- High-quality, commercial-grade light strings have PVC encapsulated sockets with brass inserts/contacts are resistant to UV sunlight exposure.
- Soft socket lips are designed to ensure a weather-resistant seal around bulbs.
- Indoor and outdoor use.

For more information about the heavy-duty light string maximum wattage capacity, please click here.



L10



SHADE: SMITH & HAWKENS


FOR: GENUINE CONCEPTS

THE VIG

AT McCORMICK RANCH
EXPANSION
SCOTTSDALE, ARIZONA

ZX16-HP

Hanging ZX16-H Series



PROJECT
FIXTURE TYPE **L12**

Characteristics

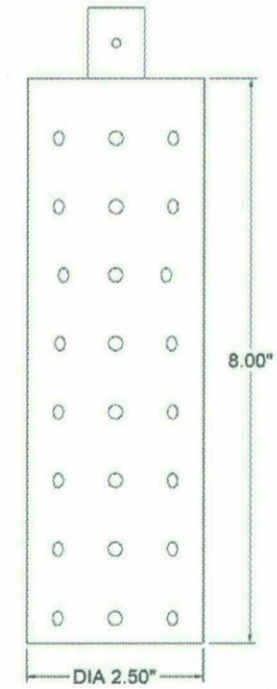
- Listed
- Soraa compatible

Technical Data

Material:	Housing/Cap/Trim - Machined silicone magnesium aluminum alloy (6061-T6) resistant to corrosion Stainless steel (SS304) hardware
Lamp:	Halogen MR16, Soraa MR16
Socket:	Bi-pin, G4, GX5.3, GY6.35
Voltage:	12V
Wattage:	50W

Ordering Guide

Series:	ZX16-HP
Voltage:	12V
Wattage:	50W
Lamp:	Halogen MR16, Soraa MR16
Socket:	Bi-pin, G4, GX5.3, GY6.35
Finish:	BK (black) SZ (bronze) WT (white) ABK (anodized black) AC (anodized clear) CC (custom)



WINSCAPE™ Project

Aspen • 12V MR-16

L13

Qty.

Type:



QUICK FIND # OF 3

Construction: Body, cap and knuckle machined from 6061-T6 ALUMINUM. Lens cut from tempered borosilicate glass for superior clarity and strength. (Custom socket rated 250W, 12A, 750W with 18ga. SW-1 250°C leads.)
Finishes: Available in 12 standard P.K.K. polyester powder coat finishes. Custom powder coat finishes available (contact factory for more information).
Features: Field replaceable lens. Tapered "Sire Lock" knuckle seat for infinite aiming and an unparalleled locking ability. Any combination of up to 3 lens accessories color filters (the listing can be specified in any cap style and are held securely by a movable stainless steel clipping).

General: This fixture requires a 12V transformer to function properly. Transformer must be purchased separately (see Accessories section on our website). Mounting must be specified separately. All lamps listed are 12V MR-16s unless otherwise noted. When using a color filter with a SW lamp, a dichroic filter is required to retain UV, listing (RED, GREEN, and MEDIUM BLUE). Some UV restrictions apply when used with Flower Moon™ 60 cycle bulb, C, and D (contact factory for details). Available with 350° rotational knuckle.


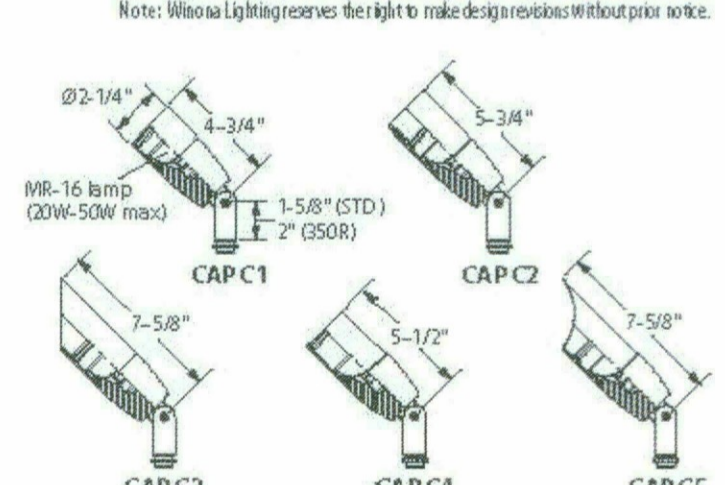
MOUNTING OPTIONS:

- GROUND MOUNT
- WALL MOUNT
- TREE MOUNT
- SURFACE MOUNT
- MODIFIED STANDARD

NOTE: See Accessories on our website for mounting options.

UL Listed: Wet location Outdoor=20W-50W Indoor=20W
cUL Listed: Indoor/outdoor=20W

1 AS SERIES	AS = ASPEN
2 LAMP	0 = 1A LAMP 3500K/12V MR-16 10 = 100/200/12V MR-16 11 = 1A LAMP 3500K/12V MR-16 12 = 1A LAMP 3500K/12V MR-16 13 = 1A LAMP 3500K/12V MR-16 14 = 1A LAMP 3500K/12V MR-16 15 = 1A LAMP 3500K/12V MR-16 16 = 1A LAMP 3500K/12V MR-16 17 = 1A LAMP 3500K/12V MR-16 18 = 1A LAMP 3500K/12V MR-16 19 = 1A LAMP 3500K/12V MR-16 20 = 1A LAMP 3500K/12V MR-16 21 = 1A LAMP 3500K/12V MR-16 130 = 1A LAMP 3500K/12V MR-16 131 = 1A LAMP 3500K/12V MR-16 132 = 1A LAMP 3500K/12V MR-16 133 = 1A LAMP 3500K/12V MR-16 134 = 1A LAMP 3500K/12V MR-16 135 = 1A LAMP 3500K/12V MR-16 136 = 1A LAMP 3500K/12V MR-16 137 = 1A LAMP 3500K/12V MR-16 138 = 1A LAMP 3500K/12V MR-16 139 = 1A LAMP 3500K/12V MR-16
3 12V VOLTAGE	12V = 12VDC
4 ACCESSORY/LENS	L0 = NONE L1 = FRODOX L2 = LENS L3 = SOFT BANG L4 = W/1 SCREEN**
5 FINISH	BK = BLACK SHOOTER BL = BLACK SHOOTER BS = BRONZE SHOOTER BT = BRONZE SHOOTER WB = WHITE SHOOTER SIS = SILVER SHOOTER FS = GREEN FG = GREEN FR = RED FRD = RED FRF = PINK FRS = PINK GR = GREEN GRD = GREEN GRF = RED GRS = RED GRB = BRONZE GRD = BRONZE GRF = RED GRS = RED
6 COLOR FILTER	C1 = NONE C2 = LENS C3 = LENS C4 = LENS C5 = LENS
7 SHIELDING	SH0 = NONE SH1 = NONE SH2 = NONE SH3 = NONE SH4 = NONE SH5 = NONE SH6 = NONE SH7 = NONE SH8 = NONE SH9 = NONE
8 CAP STYLE	C1 = 5/8\"
9 SHEVEL	S10 = 3/8\"



DEVELOPMENT REVIEW
LIGHTING CUTSHEETS
PROJECT # 14024
2016.09.09

STIPULATION SET
RETAIN FOR RECORDS
APPROVED
DATE
INITIALS



av3design@gmail.com
402.326.3387

LEGAL DESCRIPTION

TRACT "D", "THE AMENDED PASEO VILLAGE PLAT", A SUBDIVISION RECORDED IN BOOK 154 OF MAPS, PAGE 13, RECORDS OF MARICOPA COUNTY, ARIZONA, BEING A RESUBDIVISION OF PASEO VILLAGE AS RECORDED IN BOOK 147 OF MAPS, PAGE 18, MARICOPA COUNTY, ARIZONA, LOCATED IN SECTION 1, TOWNSHIP 2 NORTH, RANGE 4 EAST, AND IN THE SOUTHEAST QUARTER OF SECTION 36, TOWNSHIP 3 NORTH, RANGE 4 EAST, BOTH OF THE GILA AND SALT RIVER BASE AND MERIDIAN, MARICOPA COUNTY, ARIZONA, EXCEPTING FROM THE FOREGOING THAT PORTION THEREOF DESCRIBED AS FOLLOWS:

BEGINNING AT THE MOST NORTHEASTERLY CORNER OF TRACT "D", SAID POINT BEING ALSO THE INTERSECTION OF THE MOST EASTERLY LINE OF SAID TRACT "D" WITH THE MOST SOUTHERLY LINE OF VIA PASEO DEL NORTE; THENCE SOUTH 79 DEGREES 22 MINUTES 45 SECONDS WEST ALONG SAID SOUTHERLY LINE OF VIA PASEO DEL NORTE 206.00 FEET TO THE TRUE POINT OF BEGINNING;

- THENCE SOUTH 14 DEGREES 51 MINUTES 10 SECONDS EAST, 160.75 FEET;
- THENCE NORTH 75 DEGREES 08 MINUTES 50 SECONDS EAST, 144.00 FEET;
- THENCE NORTH 14 DEGREES 14 MINUTES 46 SECONDS WEST, 149.99 FEET;
- THENCE SOUTH 79 DEGREES 22 MINUTES 45 SECONDS WEST, 145.99 FEET ALONG THE MOST SOUTHERLY LINE OF VIA PASEO DEL NORTE TO THE TRUE POINT OF BEGINNING.

BASIS OF BEARINGS

THE MONUMENT LINE OF VIA PASEO DEL NORTE ADJACENT TO SITE WITH A BEARING OF NORTH 42 DEGREES 47 MINUTES 38 SECONDS EAST AS SHOWN ON PLAT ENTITLED "AMENDED PASEO VILLAGE PLAT" RECORDED IN BOOK 154 OF MAPS, PAGE 13, RECORDS OF MARICOPA COUNTY, ARIZONA.

ALTA CERTIFICATION

TO CTW RETAIL PARTNERS, LLC, AN ARIZONA LIMITED LIABILITY COMPANY & CHICAGO TITLE INSURANCE COMPANY:

THIS IS TO CERTIFY THAT THIS MAP OR PLAT AND THE SURVEY ON WHICH IT IS BASED WERE MADE IN ACCORDANCE WITH "MINIMUM STANDARD DETAIL REQUIREMENTS FOR ALTA/ACSM LAND TITLE SURVEYS", JOINTLY ESTABLISHED AND ADOPTED BY ALTA AND NSPS IN 2005, AND INCLUDES ITEMS 1, 2, 3, 4, 6, 7(A), 7(C), 8, 9, 10, 11 & 16 OF TABLE A THEREOF, PURSUANT TO THE ACCURACY STANDARDS AS ADOPTED BY ALTA AND NSPS AND IN EFFECT ON THE DATE OF THIS CERTIFICATION, UNDERSIGNED FURTHER CERTIFIES THAT IN MY PROFESSIONAL OPINION, AS A LAND SURVEY REGISTERED IN THE STATE OF ARIZONA, THE RELATIVE POSITIONAL ACCURACY OF THIS SURVEY DOES NOT EXCEED THAT WHICH IS SPECIFIED THEREIN.

JOSEPH A. GERVASIO
REGISTRATION NO. 15861

DATE

NOTES

1. LEGAL DESCRIPTION IS IN ACCORDANCE WITH ESCROW/TITLE NO. 2707701-16 BY CHICAGO TITLE INSURANCE COMPANY DATED APRIL 18, 2007 FURNISHED BY THE CLIENT.
2. THE GROSS MEASURED AREA (TO CENTERLINE OF STREETS) OF THIS PARCEL IS 425,179 SQUARE FEET OR 9.76 ACRES. THE NET MEASURED AREA OF THIS PARCEL IS 392,985 SQUARE FEET OR 9.02 ACRES. THESE AREAS WERE DETERMINED BY THE MEASURED BOUNDARY CONDITIONS.
3. THIS IS A RESURVEY OF THE PROPERTY ORIGINALLY SURVEYED ON MAY 1990, MAY 1993, MARCH 1994, JULY 1996, AND JANUARY 2005.
4. REFERENCES USED TO RESEARCH THIS SURVEY ARE:
A. "A.L.T.A./A.C.S.M. LAND TITLE SURVEY", BOOK 730 OF MAPS, PAGE 15, MARICOPA COUNTY RECORDS.
B. "AMENDED PASEO VILLAGE PLAT", BOOK 154 OF MAPS, PAGE 13, MARICOPA COUNTY RECORDS.
C. PLAT OF "PASEO VILLAGE", BOOK 147 OF MAPS, PAGE 18, MARICOPA COUNTY RECORDS.
5. EASEMENTS SHOWN ARE THOSE THAT APPEAR IN THE TITLE REPORT.
6. UNDERGROUND INFORMATION AND UTILITIES SHOWN HAVE BEEN OBTAINED FROM CONSTRUCTION DRAWINGS AND UTILITY COMPANY RECORDS ONLY. THIS UNDERGROUND INFORMATION MUST BE FIELD VERIFIED BEFORE CONSTRUCTION.
7. THE ACCURACY OF DIMENSIONED BUILDING TIES ON SURVEY IS ±0.1 FEET.
8. THE SIZE OF THE BUILDINGS SHOWN ON THIS SURVEY DRAWING ARE APPROXIMATE AND ARE SHOWN FOR GENERAL PURPOSES ONLY. THE BUILDING WAS NOT CHECKED TO DETERMINE IF IT IS SQUARE, THUS ANY BUILDING DIMENSIONS SHOWN ARE SHOWN FOR INFORMATIONAL PURPOSES ONLY, AND SHOULD NOT BE USED TO CALCULATE SQUARE FOOTAGE OF THE BUILDING.
9. THE FIRST FLOOR SQUARE FOOTAGE OF THE BUILDING EXTERIOR FOOTPRINT WAS CALCULATED USING THE FOLLOWING METHOD:
A. MEASURE BUILDING AT THE FACE OF THE EXTERIOR NEAR THE INTERSECTION OF THE FACE WITH EXISTING FINISHED GRADE OF PAVEMENT OR LANDSCAPE. DEGREE OF ACCURACY EQUALS ±0.1 FT. PER SIDE.
B. CALCULATE FIRST FLOOR SQUARE FOOTAGE OF BUILDING EXTERIOR FOOTPRINT USING THE ABOVE FIELD INFORMATION. BECAUSE MOST BUILDINGS ARE NOT SQUARE, THE DEGREE OF ACCURACY EQUALS 0.5% PER BUILDING.
10. THIS PARCEL IS NOT IN A CRITICAL FLOOD PLAIN. FLOOD PLAIN DESIGNATION IS ZONE "X" AS SHOWN ON FEDERAL EMERGENCY MANAGEMENT AGENCY (FEMA) MAP, COMMUNITY NUMBER 045012, MAP NUMBER 04013C1695H, DATED SEPTEMBER 30, 2005.
11. THE OWNERS OF THE ADJOINING PROPERTY SHOWN WERE OBTAINED FROM THE MARICOPA COUNTY ASSESSOR'S OFFICE WEB PAGE ON JUNE 8, 2007.
12. PER TELEPHONE CONVERSATION ON DECEMBER 2, 2004 WITH THE CITY OF SCOTTSDALE TRAFFIC ENGINEERING DEPARTMENT, THERE ARE NO CURRENT FUTURE PLANS FOR STREET OR RIGHT-OF-WAY WIDENING ADJACENT TO THE SITE.
13. THIS SITE IS ZONED PLANNED NEIGHBORHOOD CENTER (PNC). THE APPROVED BUILDING SETBACK REQUIREMENTS ARE AS FOLLOWS:
A. FRONT YARD - NO MINIMUMS.
B. SIDE YARD } 80 FT. ADJACENT
C. REAR YARD } TO RESIDENTIAL
ZONING AND SETBACK REQUIREMENTS WERE OBTAINED FROM CITY OF SCOTTSDALE PLANNING AND COMMUNITY DEVELOPMENT DEPARTMENT ZONING ORDINANCE DATED 1987. SETBACKS ARE AS SHOWN; HOWEVER, PARAGRAPH 4, SECTION 5.2404 DEFINES LIMITS AS: "REMODELING OF EXISTING SHOPPING CENTERS. NONE OF THE ABOVE CRITERIA SHALL PROHIBIT THE CITY COUNCIL FROM CONSIDERING AN APPLICATION TO RECONSTRUCT OR REMODEL AN EXISTING SHOPPING CENTER."
14. RECIPROCAL EASEMENT FOR INGRESS AND EGRESS AND PARKING - DOCKET 11323, PAGE 1143 AND DOCKET 12881, PAGE 1183, MARICOPA COUNTY RECORDS.
15. CONDITIONS, COVENANTS, RESTRICTIONS AND EASEMENTS PER:
A. DOCKET 10519, PAGE 1151, MARICOPA COUNTY RECORDS.
B. DOCKET 14056, PAGE 1401, MARICOPA COUNTY RECORDS.
C. DOCKET 12749, PAGE 676, MARICOPA COUNTY RECORDS.
D. DOCKET 9336, PAGE 1, MARICOPA COUNTY RECORDS.
E. DOCKET 9148, PAGE 706, MARICOPA COUNTY RECORDS.
F. DOCKET 8148, PAGE 757, MARICOPA COUNTY RECORDS.
ITEMS PLOTTED WHERE APPLICABLE.
16. THE BUILDING KNOWN AS 7357 VIA PASEO DEL SUR IS A NEW "L.A. FITNESS" FACILITY. THE BUILDING AND SOME OF THE PARKING AREA IS NEW SINCE THE DATE OF THE LAST SURVEY UPDATE IN JANUARY 2005.
17. THIS PARCEL IS CURRENTLY UNDER CONSTRUCTION AND CONDITIONS ARE SUBJECT TO CHANGE. THERE IS A TEMPORARY CONSTRUCTION FENCE NEAR THE EAST PROPERTY LINE WHICH IS NOT SHOWN.
18. SOME ITEMS IN THE LEGEND MAY NOT APPLY TO THIS DRAWING.

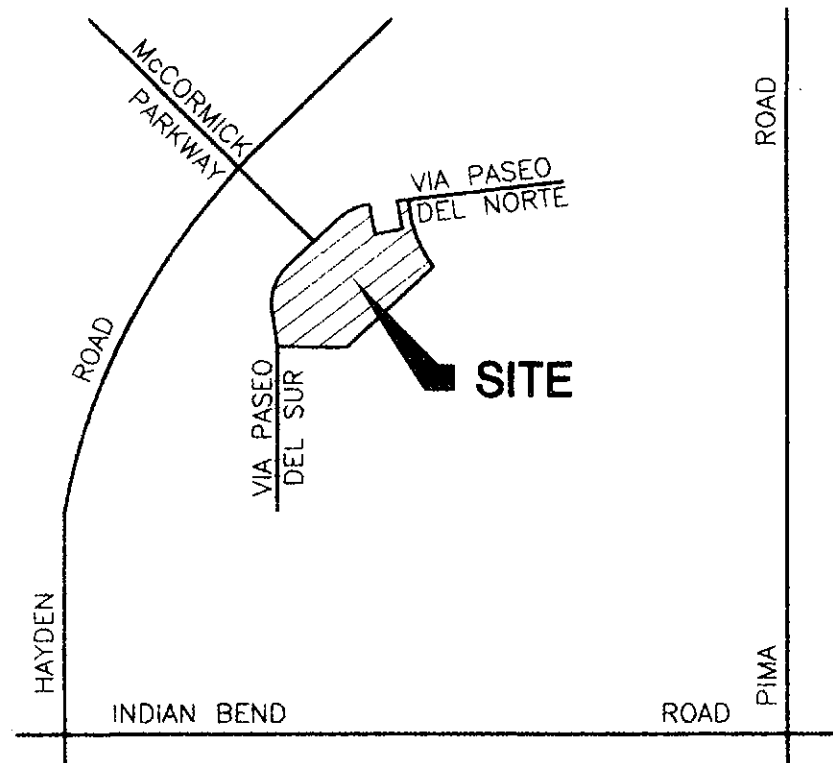
PARKING SPACE COUNT

REGULAR PARKING SPACES	382
HANDICAPPED PARKING SPACES	10
TOTAL PARKING SPACES	392

LEGEND

SOME ITEMS MAY NOT APPLY TO THIS DRAWING

BOUNDARY LINE	ASPH.	ASPHALT
MONUMENT LINE	B/C	BACK OF CURB
	BCF	BRASS CAP FLUSH
	(C)	CALCULATED
	CLF	CHAIN LINK FENCE
	CONC.	CONCRETE
	COR.	CORNER
	C.M.P.	CORRUGATED METAL PIPE
	D.E.	DRAINAGE EASEMENT
	D/W	DRIVEWAY
	ESMT.	EASEMENT
	E/P	EDGE OF PAVEMENT
	CONCRETE	ELEVATION
	ELEV.	ELEVATION
	FND.	FOUND
	I.D.	IDENTIFICATION
	(I.M.)	INVERSE MEASUREMENT
	M.C.R.	MARICOPA COUNTY RECORDER
	MAS.	MASONRY
	(M)	MEASURED
	M	MONUMENT LINE
	N.T.S.	NOT TO SCALE
	P.V.M.T.	PAVEMENT
	P.O.B.	POINT OF BEGINNING
	P.O.C.	POINT OF COMMENCING
	P	PROPERTY LINE
	P.U.E.	PUBLIC UTILITY EASEMENT
	(R)	RECORDED
	R/W	RIGHT OF WAY
	S/W	SIDEWALK
	T.P.O.B.	TRUE POINT OF BEGINNING
	U.N.O.	UNLESS NOTED OTHERWISE
	PAN.	PANEL
	I.D.	IDENTIFICATION
	BLDG.	BUILDING
	W	WATER
	IRR	IRRIGATION
	OHFC	OVERHEAD FIBER OPTICAL CABLE
	UGFOC	UNDERGROUND FIBER OPTICAL CABLE
	CATV	UNDERGROUND CABLE TV
	OHT	OVERHEAD TELEPHONE
	UGT	UNDERGROUND TELEPHONE
	OHE	OVERHEAD ELECTRICAL
	UGE	UNDERGROUND ELECTRICAL
	S	SANITARY SEWER
	G	GAS
	SD	STORM DRAIN
	BCF	BRASS CAP FLUSH
	B.C.H.H.	BRASS CAP IN HANDHOLE
	COR.	CORNER
	I.B.	IRON BAR
	N.F.	NOT FOUND
	P.U.E.	PUBLIC UTILITY EASEMENT
	V.N.A.E.	VEHICULAR NON-ACCESS EASEMENT
	S.F.	SQUARE FEET
	TYP.	TYPICAL
	RET.	RETAINING
	AC	AIR CONDITIONER
	VERT.	VERTICAL
	I.P.	IRON PIPE



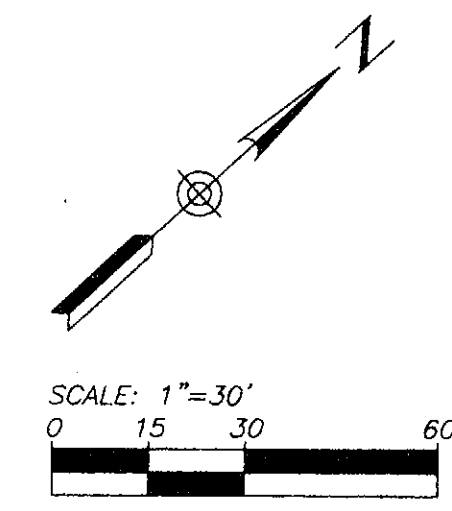
VICINITY MAP
N.T.S.

COUNTY RECORDER

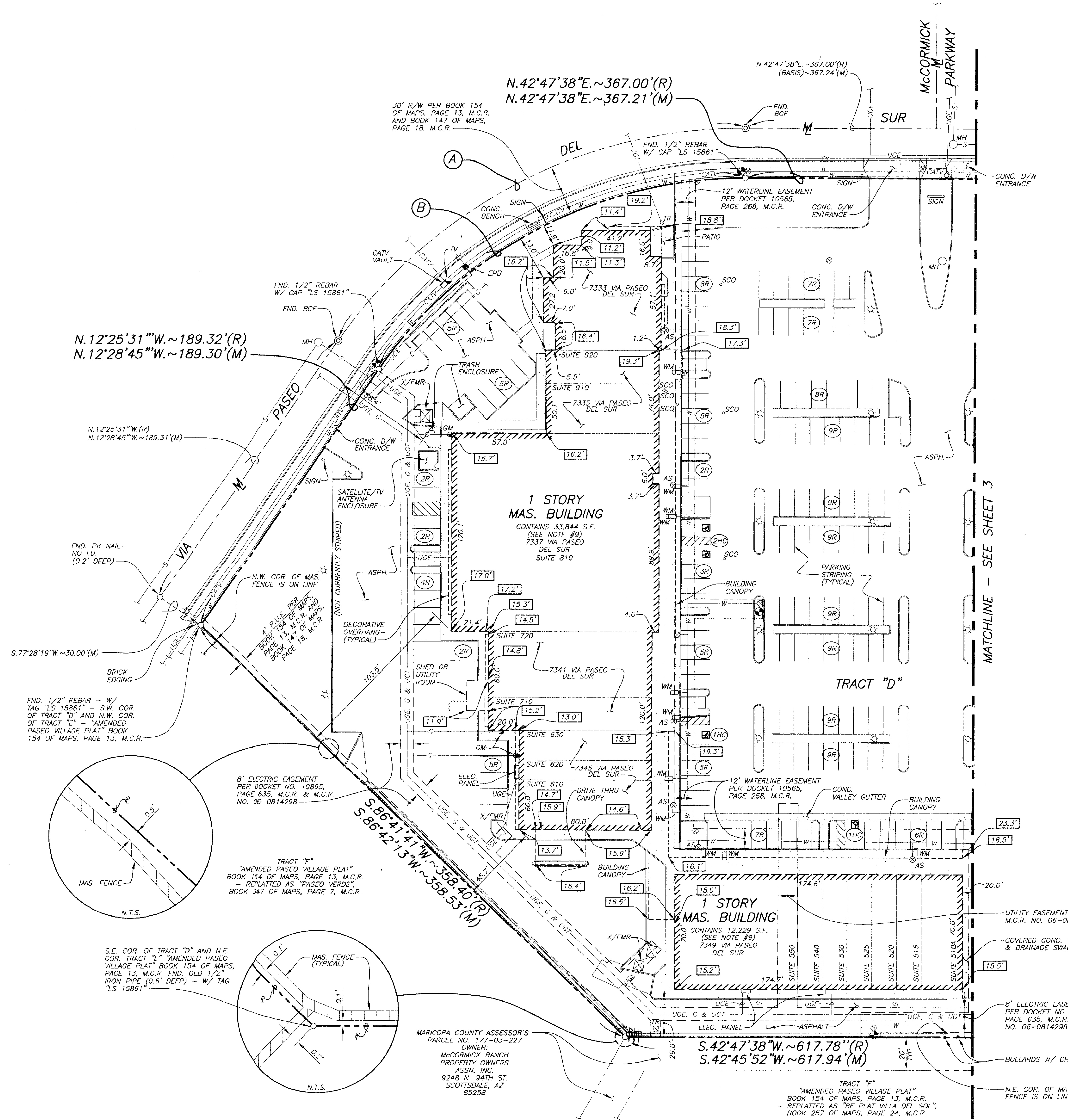
CALL TWO WORKING DAYS BEFORE YOU DIG
602-263-1100
(INSIDE MARICOPA COUNTY)
1-800-STAKE-IT
(OUTSIDE MARICOPA COUNTY)

REVISIONS	BY
This drawing is an instrument of service. It is the property of GERVASIO & ASSOC. INC. and may not be reproduced or reproduction hereof used without permission.	
GERVASIO & ASSOC. INC. CONSULTING ENGINEERS 77 E. THOMAS ROAD, SUITE 120 PHOENIX, ARIZONA 85012 (602) 285-1720 FAX 285-1530	
A.L.T.A./A.C.S.M. LAND TITLE SURVEY OF: "PASEO VILLAGE", BOOK 154 OF MAPS, PAGE 13, M.C.R.- LOCATED IN THE SW 1/4, SEC 1, T2N, R4E, OF THE G&S.R.B.&M., MARICOPA COUNTY, ARIZONA FOR: ARCHITECTURE CUBED 2575 E. CAMELBACK RD., STE. 450, PHOENIX, AZ 85016	
Date	8/2/07
Scale	NONE
Drawn	GT/REC/EH
Job	4116.2B
Sheet	1
of 3 Sheets	

REVISIONS	BY



CURVE	CURVE DATA				RECORD/MEASURED
	DELTA	RADIUS	ARC	CHORD	
(A)	55°13'09" 55°14'00"	300.00' 300.00'	289.13' 289.20'	N.15°09'34"E.~278.13'	R M
(B)	55°13'09" 55°13'39"	270.00' 270.00'	260.21' 260.25'	N.15°09'41"E.~250.29'	R M



N.12°25'31"W.~189.32'(R)
N.12°28'45"W.~189.30'(M)

N.12°25'31"W.(R)
N.12°28'45"W.~189.31'(M)

N.42°47'38"E.~367.00'(R)
N.42°47'38"E.~367.21'(M)

30' R/W PER BOOK 154 OF MAPS, PAGE 13, M.C.R. AND BOOK 147 OF MAPS, PAGE 18, M.C.R.

1 STORY MAS. BUILDING
CONTAINS 33,844 S.F.
(SEE NOTE #9)
7337 VIA PASEO DEL SUR
SUITE 810

1 STORY MAS. BUILDING
CONTAINS 12,229 S.F.
(SEE NOTE #9)
7349 VIA PASEO DEL SUR

FND. 1/2" REBAR - W/ TAG "LS 15861" - S.W. COR. OF TRACT "D" AND N.W. COR. OF TRACT "E" - "AMENDED PASEO VILLAGE PLAT" BOOK 154 OF MAPS, PAGE 13, M.C.R.

8' ELECTRIC EASEMENT PER DOCKET NO. 10865, PAGE 635, M.C.R. & M.C.R. NO. 06-0814298

TRACT "E" "AMENDED PASEO VILLAGE PLAT" BOOK 154 OF MAPS, PAGE 13, M.C.R. - REPLACED AS "PASEO VERDE" BOOK 347 OF MAPS, PAGE 7, M.C.R.

S.E. COR. OF TRACT "D" AND N.E. COR. TRACT "E" "AMENDED PASEO VILLAGE PLAT" BOOK 154 OF MAPS, PAGE 13, M.C.R. FND. OLD 1/2" IRON PIPE (0.6' DEEP) - W/ TAG "LS 15861"

MARICOPA COUNTY ASSESSOR'S PARCEL NO. 177-03-227
OWNER:
McCORMICK RANCH
PROPERTY OWNERS
ASSN. INC.
9248 N. 94TH ST.
SCOTTSDALE, AZ
85258

TRACT "M" "AMENDED PASEO VILLAGE PLAT" BOOK 154 OF MAPS, PAGE 13, M.C.R. - REPLACED AS "RE PLAT VILLA DEL SOL" BOOK 257 OF MAPS, PAGE 24, M.C.R.

S.42°47'38"W.~617.78'(R)
S.42°45'52"W.~617.94'(M)

COUNTY RECORDER

CALL TWO WORKING DAYS BEFORE YOU DIG
602-263-1100
(INSIDE MARICOPA COUNTY)
1-800-STAKE-IT
(OUTSIDE MARICOPA COUNTY)

A.L.T./A.C.S.M. LAND TITLE SURVEY


"PASEO VILLAGE", BOOK 154 OF MAPS, PAGE 13, M.C.R. - LOCATED IN THE SW 1/4, SEC. 1, T.2N., R.4E., OF THE G&S.R.B.&M., MARICOPA COUNTY, ARIZONA

FOR: ARCHITECTURE CUBED
2575 E. CAMELBACK RD., STE. 450, PHOENIX, AZ 85016

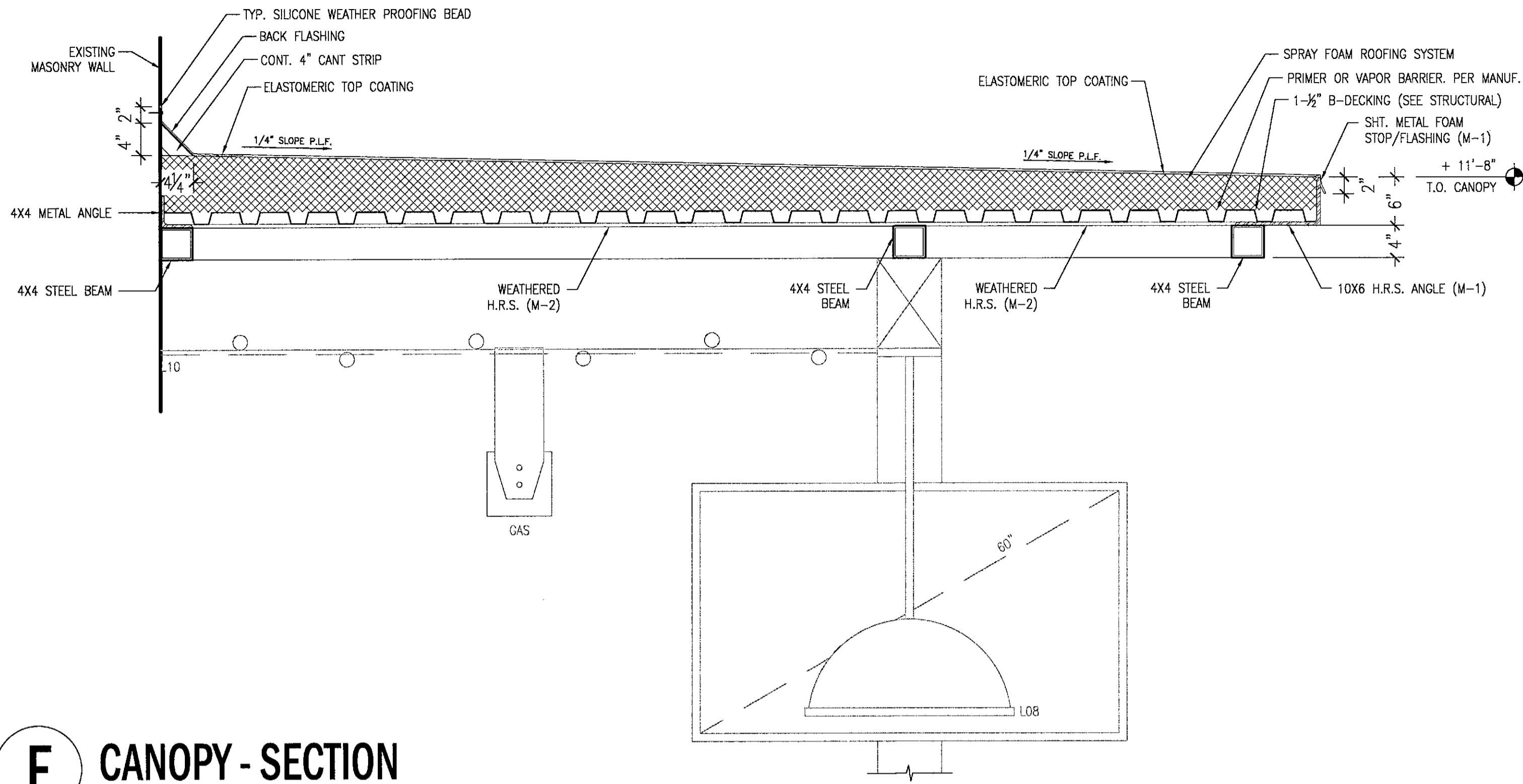
OF: GERVASIO & ASSOC. INC.
CONSULTING ENGINEERS
77 E. THOMAS ROAD, SUITE 120
PHOENIX, ARIZONA 85012
(602) 285-1720 FAX 285-1530

This drawing is an instrument of service. It is the property of GERVASIO & ASSOC. INC. and may not be reproduced or reproduction hereof used without permission.

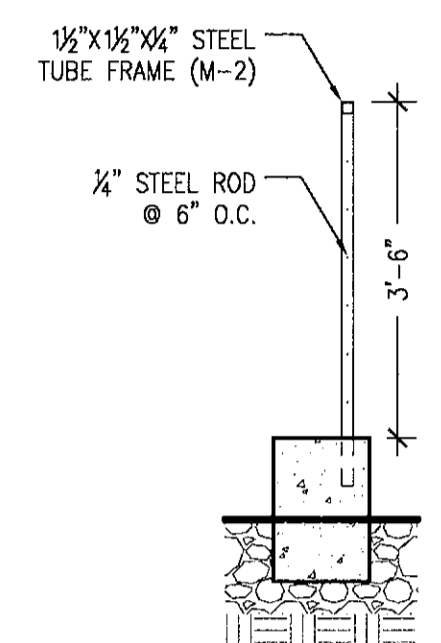
GERVASIO & ASSOC. INC.
CONSULTING ENGINEERS
77 E. THOMAS ROAD, SUITE 120
PHOENIX, ARIZONA 85012
(602) 285-1720 FAX 285-1530



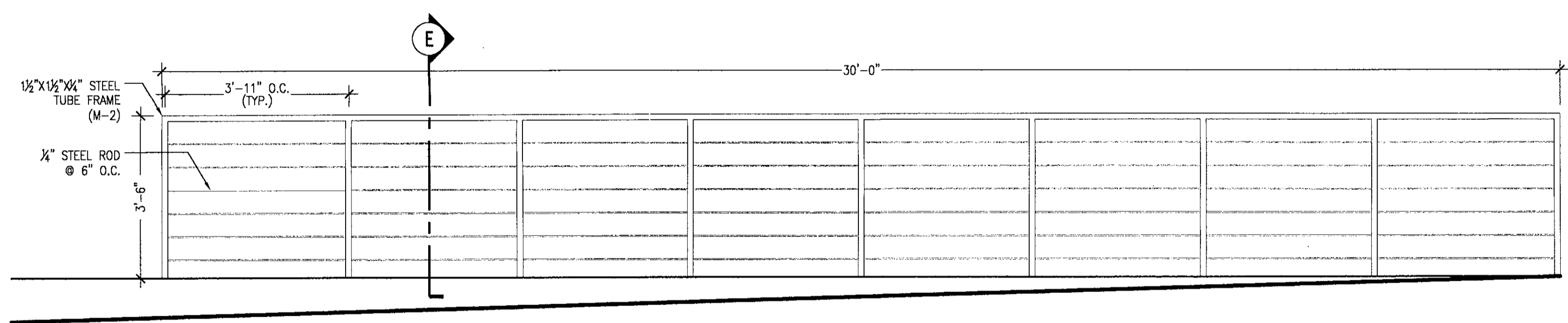
Date	8/2/07
Scale	1"=30'
Drawn	GT/REC/EH
Job	4116.2B
Sheet	2



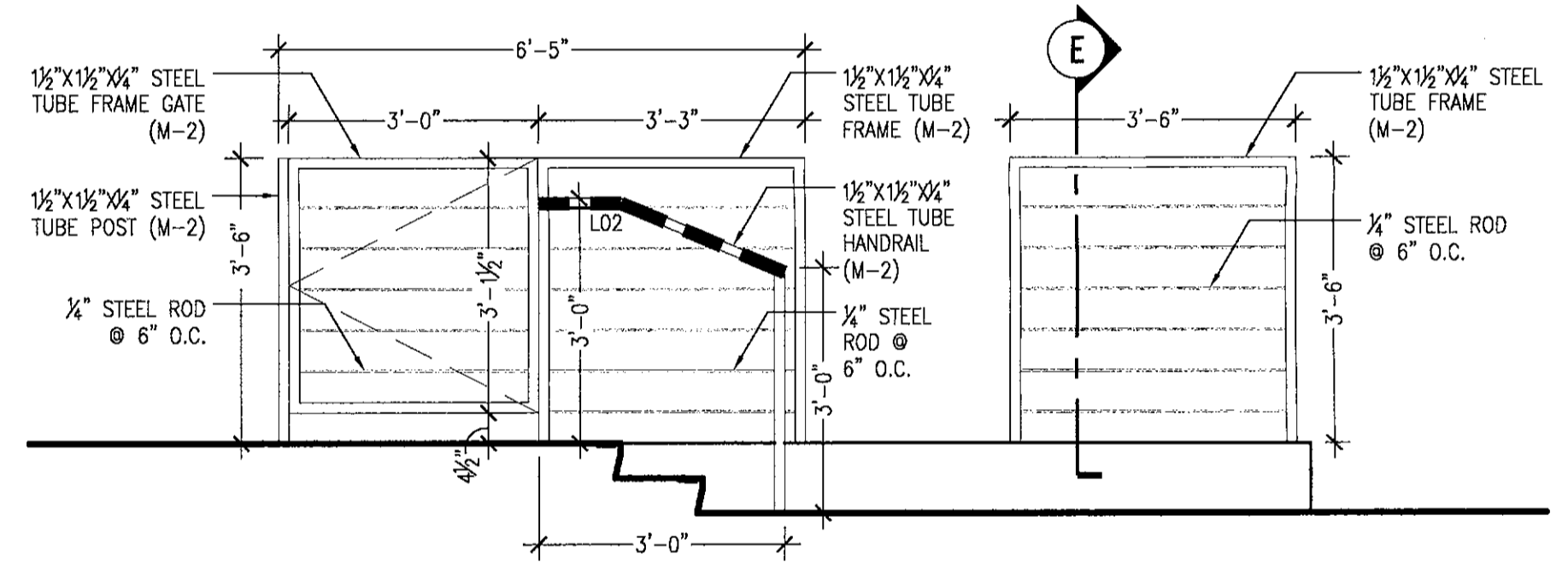
F CANOPY - SECTION
SCALE: 1" = 1'-0"



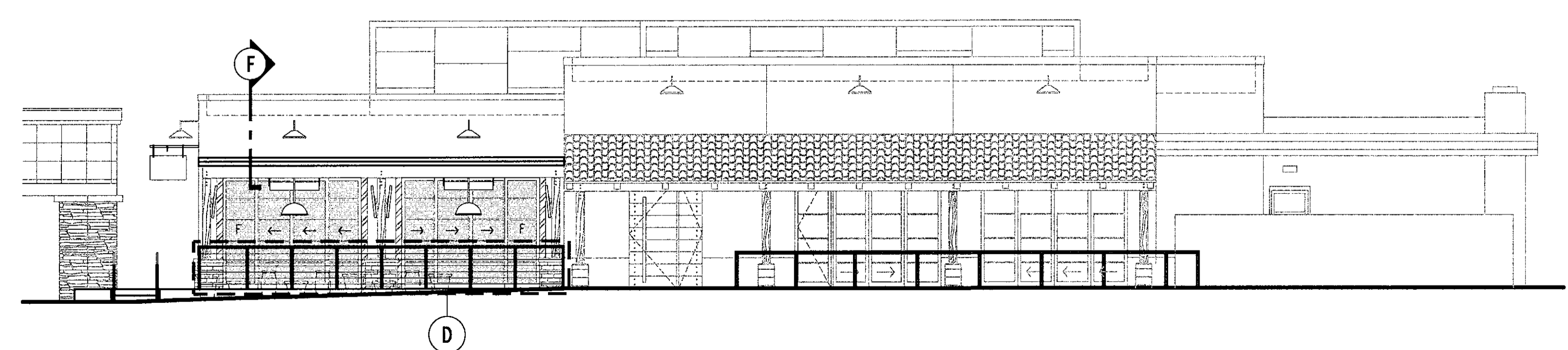
E SITE FENCE - SECTION
SCALE: 1/2" = 1'-0"



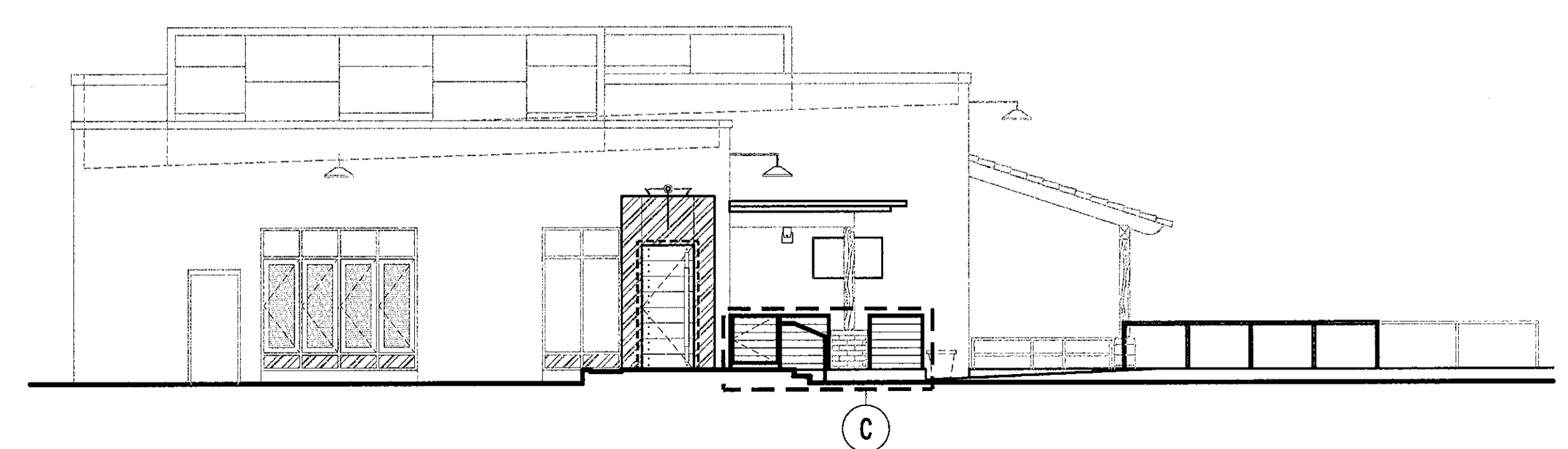
D SITE FENCE - NORTH ELEVATION
SCALE: 1/2" = 1'-0"



C SITE FENCE - EAST ELEVATION
SCALE: 1/2" = 1'-0"




B EAST ELEVATION
SCALE: 1/8" = 1'-0"



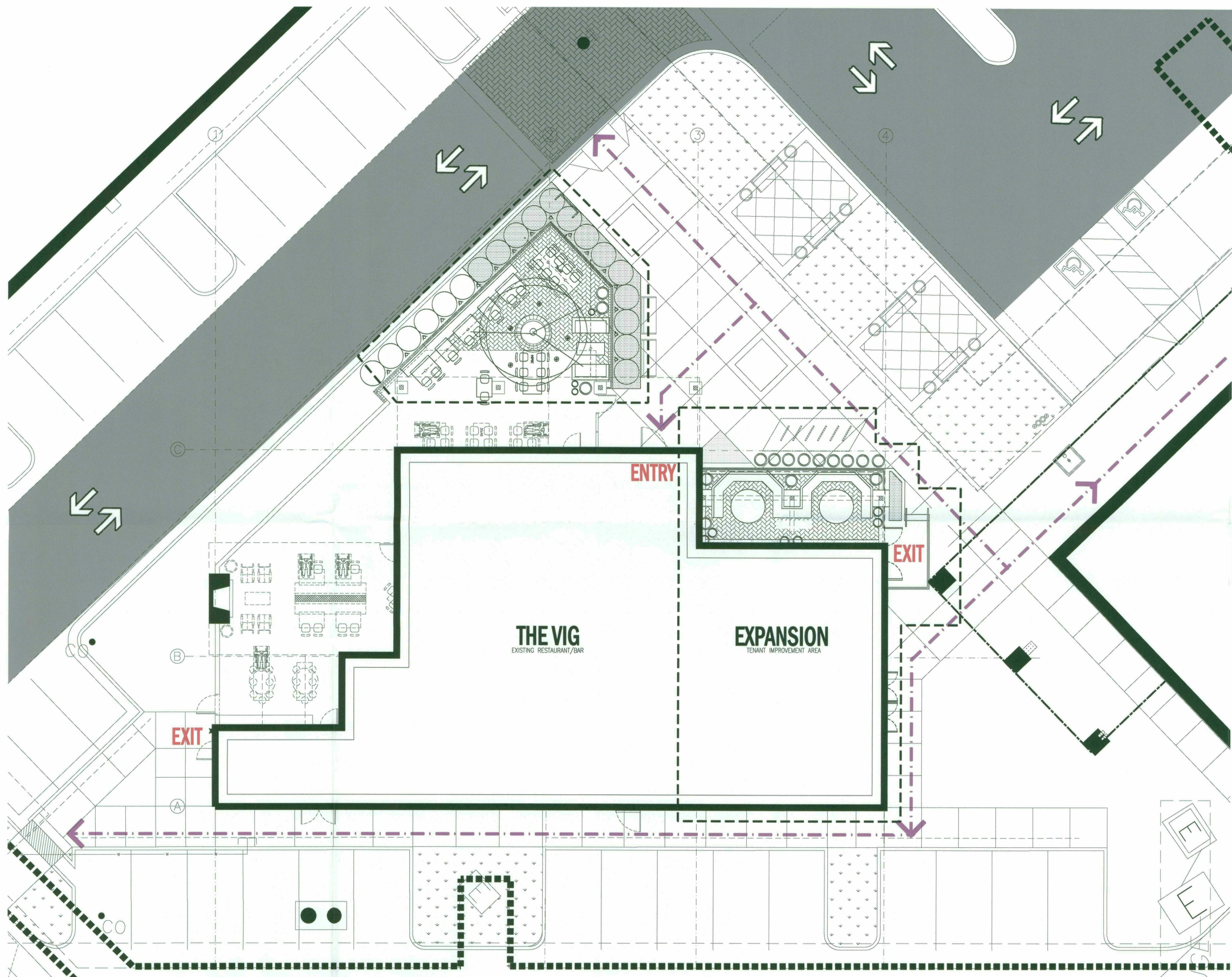
A NORTH ELEVATION
SCALE: 1/8" = 1'-0"

FOR: GENUINE CONCEPTS
THE VIG
AT MCCORMICK RANCH
EXPANSION
SCOTTSDALE, AZ



DESIGN REVIEW
SITE DETAILS
PROJECT # 14024
2016 . 09 . 09

© COPYRIGHT 2015
AV3
design studio
AV3DESIGNSTUDIO.COM
480.706.7307
45-DR-2016
9/29/2016




FOR: GENUINE CONCEPTS
THE VIG
 AT McCORMICK RANCH
 EXPANSION
 SCOTTSDALE, ARIZONA

LEGEND

- PEDESTRIAN
- VEHICLE

SITE PLAN
 SCALE: 1/8" = 1'-0"



DEVELOPMENT REVIEW
PEDESTRIAN & VEHICULAR CIRCULATION PLAN
 PROJECT # 14024
 2016 . 09 . 09

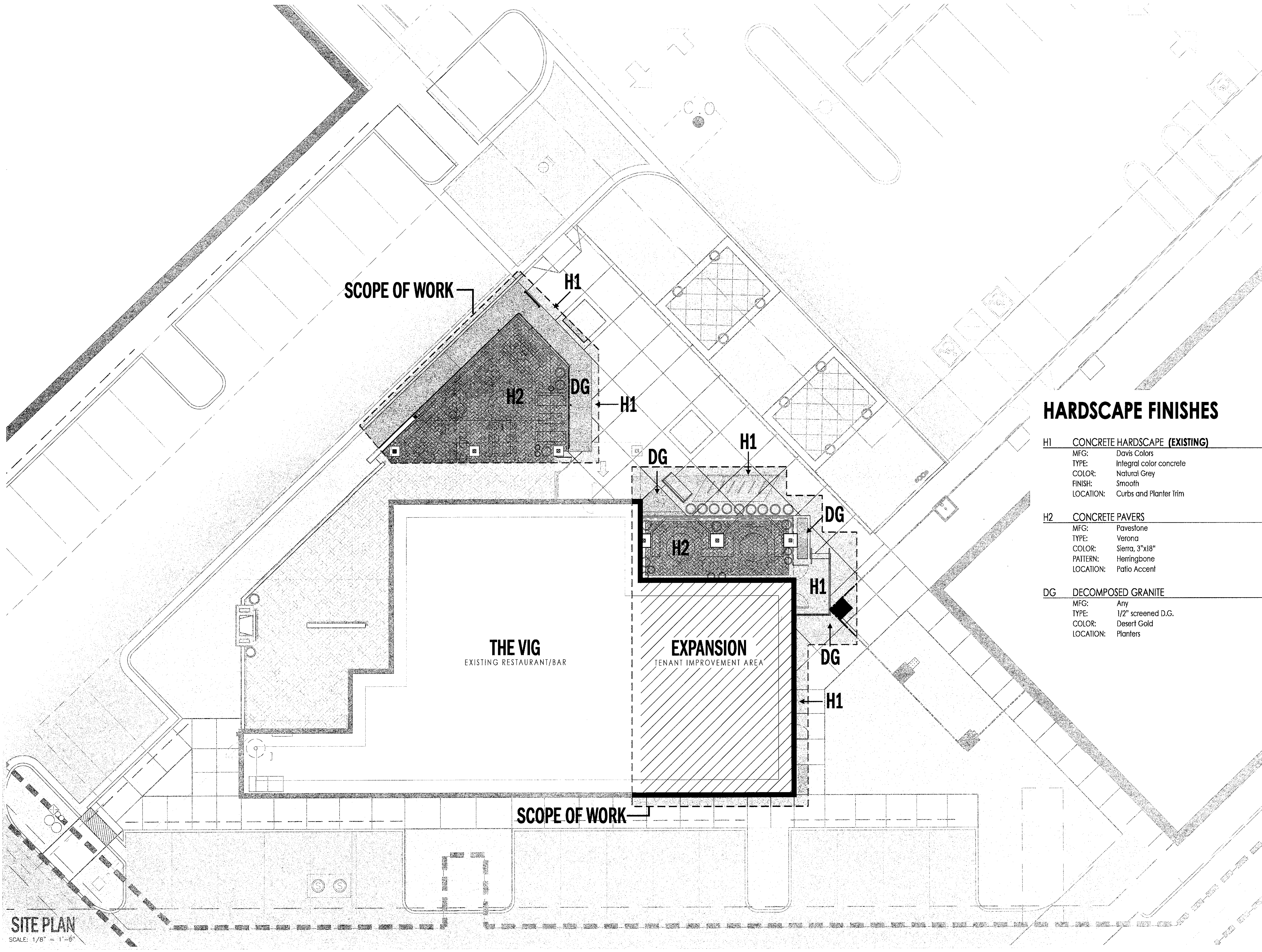
AV3
 design studio
 av3design@gmail.com
 602 326 3387

45-DR-2016
 9-29-16

FOR: GENUINE CONCEPTS

THE VIG

AT McCORMICK RANCH
EXPANSION
SCOTTSDALE, ARIZONA



HARDSCAPE FINISHES

H1 CONCRETE HARDSCAPE (EXISTING)


MFG: Davis Colors
TYPE: Integral color concrete
COLOR: Natural Grey
FINISH: Smooth
LOCATION: Curbs and Planter Trim

H2 CONCRETE PAVERS

MFG: Pavestone
TYPE: Verona
COLOR: Sierra, 3"x18"
PATTERN: Herringbone
LOCATION: Patio Accent

DG DECOMPOSED GRANITE

MFG: Any
TYPE: 1/2" screened D.G.
COLOR: Desert Gold
LOCATION: Planters



DEVELOPMENT REVIEW HARDSCAPE PLAN

PROJECT # 14024
2016 . 09 . 09

SITE PLAN
SCALE: 1/8" = 1'-0"

AV3

design studio

p. 602 326 3387 e. av3design@gmail.com

45-DR-2016
9/29/2016