Final Plans

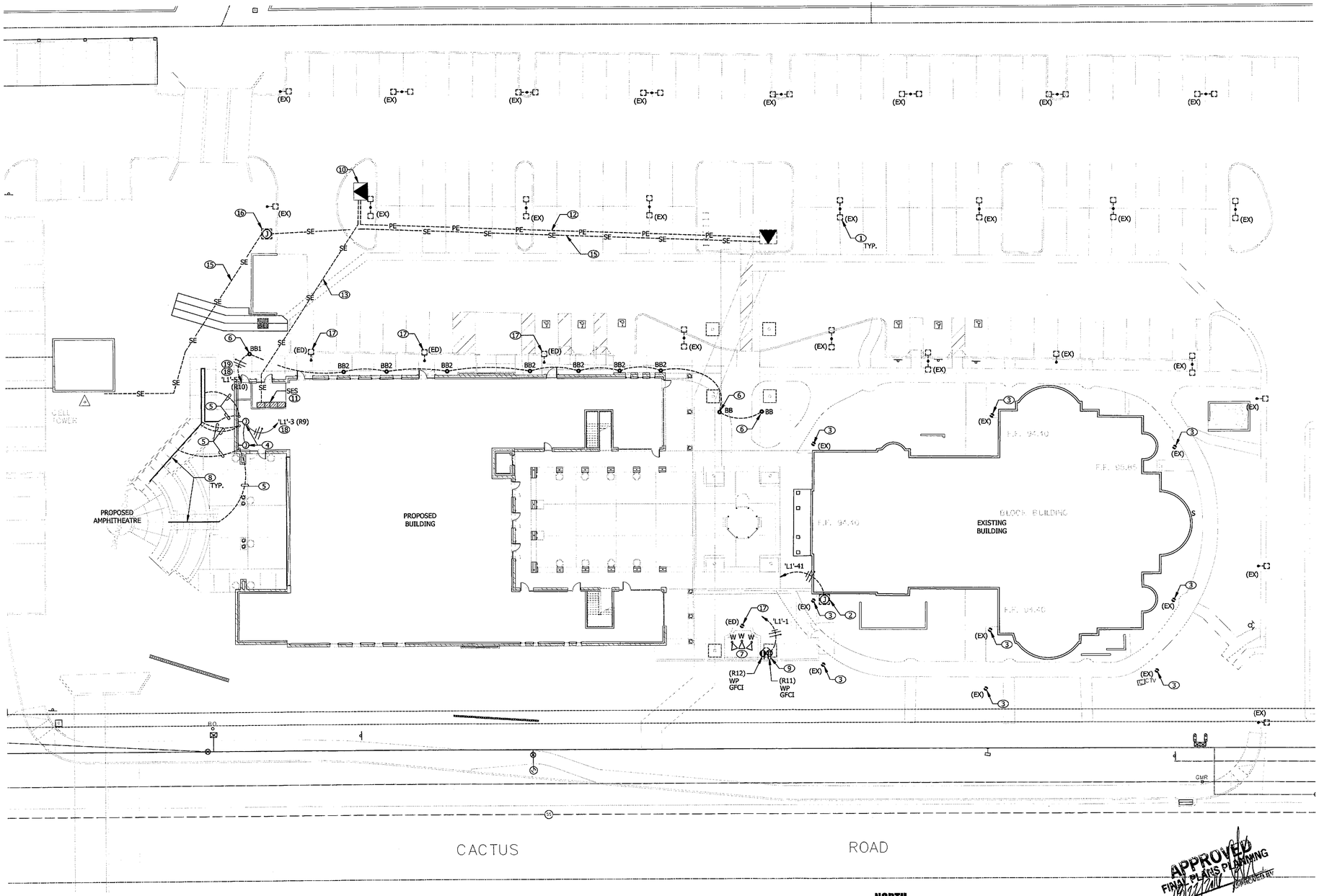

ⓧ KEYED NOTES:

1. EXISTING PARKING LOT FIXTURE(S) TO REMAIN, SHOWN DASHED. TYPICAL UNLESS NOTED OTHERWISE.
2. PROVIDE IN-GRADE J-BOX AND POWER FOR IRRIGATION CONTROLLER. COORDINATE EXACT LOCATION WITH IRRIGATION CONTRACTOR AND DRAWINGS.
3. EXISTING BOLLARD FIXTURES TO REMAIN.
4. PROVIDE 120V CONNECTION FOR LED HANDRAIL POWER SUPPLIES. VERIFY REQUIREMENTS PRIOR TO ROUGH-IN. PROVIDE ALL ACCESSORIES FOR A FULLY COMPLETE AND OPERABLE SYSTEM.
5. PROVIDE 3/4"C WITH (5)-#10CU STRANDED CONDUCTORS FOR LOW VOLTAGE LED STRIP AT HANDRAIL. COORDINATE ROUTING AND LOCATION PRIOR TO ROUGH-IN. COORDINATE WITH ARCHITECTURAL HANDRAIL PROVIDER PRIOR TO ROUGH-IN. RUNS SHALL BE AS SHORT AS POSSIBLE. PROVIDE WEATHERPROOF TERMINATIONS.
6. NEW BOLLARD LIGHTING FIXTURE TO MATCH EXISTING BUILDING BOLLARDS.
7. UNDERWATER LIGHTING AT FOUNTAIN. PROVIDE ROUTING OF CORD CONNECTED LIGHTING TO GFCI RECEPTACLE. CORD SHALL BE ACCESSIBLE AND INSTALLED OUT OF VIEW. FIELD COORDINATE EXACT LOCATIONS FOR FINAL INSTALL.
8. PROVIDE LOW VOLTAGE STRIP LIGHTING SUPER BRIGHT LED WFLS SERIES WEATHERPROOF FLEXIBLE LIGHT STRIP. INSTALL TO UNDERSIDE OF HANDRAIL. COORDINATE WITH ARCHITECT. PROVIDE LENGTH AS INDICATED ON PLAN FOR ENTIRE HANDRAIL LENGTH.
9. PROVIDE DOUBLE DUPLEX RECEPTACLE WITH CONTINUOUS USE WEATHERPROOF COVER FOR POWER CONNECTION FOR FOUNTAIN LIGHTING. PROVIDE DUPLEX RECEPTACLE WITH CONTINUOUS USE WEATHERPROOF COVER FOR POWER CONNCTION TO PUMP. PROVIDE GFCI BREAKER AT PANEL FOR CIRCUIT. LOCATE IN PLANTER AREA OUT OF DIRECT SIGHT. CIRCUIT THROUGH LIGHTING CONTROL PANEL IN SES ROOM. REFER TO RELAY SCHEDULE FOR ADDITIONAL INFO. PROVIDE 3/4"C WITH (2)-#8CU. SW., (1)-#8CU. N., (1)-#8CU. GND.
10. NEW UTILITY PAD-MOUNT TRANSFORMER AND PROPOSED LOCATION. COORDINATE EXACT LOCATION WITH ARIZONA PUBLIC SERVICE. CONTRACTOR SHALL PROVIDE TRANSFORMER PAD AND GROUNDING PER ARIZONA PUBLIC SERVICE INSTALLATION STANDARDS.
11. SES LOCATION. INSTALLATION OF NEW SERVICE SHALL CONFORM TO THE LATEST APS METERING INSTALLATION REQUIREMENTS.
12. SIX (6) 3" EMPTY CONDUITS FOR PROPOSED PRIMARY, VERIFY EXACT ROUTING AND REQUIREMENTS WITH APS.
13. PROPOSED SECONDARY, REFER TO ONE-LINE DIAGRAM, VERIFY EXACT ROUTING AND REQUIREMENTS WITH APS.
14. PROVIDE (2)-4IN EMPTY CONDUITS WITH PULL TAPE FOR COMMUNICATIONS. COORDINATE EXACT REQUIREMENTS AND ROUTING WITH COMMUNICATIONS PROVIDER.
15. RE-ROUTE 480V SECONDARY FEED AS NECESSARY. PROPOSED ROUTING IN TRENCH PARALLEL TO PRIMARY SERVICE TO NEW UTILITY TRANSFORMER. VERIFY EXACT ROUTING AND REQUIREMENTS WITH APS AND COORDINATE WITH AMERICAN TOWER. EXTEND 480V SECONDARY FEED TO CELL TOWER SERVICE, PROPOSED ROUTING AS SHOWN ON PLAN.
16. PROVIDE IN-GRADE PULL BOX PER UTILITY COMPANY REQUIREMENTS.
17. EXISTING POLE OR BOLLARD MOUNTED FIXTURE TO BE REMOVED IN ITS ENTIRETY. REMOVE FIXTURE HEAD(S), POLE, POLE BASE COMPLETE, CONDUIT AND WIRING BACK TO SOURCE OF POWER. IF SOURCE OF POWER IS A BREAKER, BREAKER TO BECOME A SPARE. REPLACE EXISTING PANEL DIRECTORY WITH NEW TYPEWRITTEN DIRECTORY.
18. CIRCUIT THROUGH LIGHTING CONTROL PANEL IN SES ROOM. REFER TO RELAY SCHEDULE FOR ADDITIONAL INFO. PROVIDE 3/4"C WITH (2)-#10CU. PH., (1)-#10CU. GND. PROVIDE CONDUCTOR SIZE THROUGHOUT.
19. PROVIDE 3/4"C AND (2)-#12CU. CONDUCTORS FOR 0-10V DIMMING CONTROL. PROVIDE DIMMING CAPABILITIES FROM LIGHTING CONTROL PANEL.

GENERAL NOTES

A. SITE ELECTRICAL CONTRACTOR SHALL FURNISH AND INSTALL ALL CONDUIT, WIRE, ELECTRICAL DEVICES, PULL BOXES, ETC.

B. SITE ELECTRICAL CONTRACTOR SHALL PROVIDE AS-BUILTS OF CONDUIT ROUTINGS.

C. ALL UNDERGROUND CONDUIT SHALL BE INSTALLED WITH A DETECTABLE UNDERGROUND LOCATION DEVICE CAPABLE OF BEING DETECTED FROM ABOVE GROUND WITH AN ELECTRONIC LOCATING DEVICE. ALL EMPTY CONDUIT SHALL BE INSTALLED WITH PULL TAPE.

D. MINIMUM CONDUIT SIZE SHALL BE 3/4" UNLESS NOTED OTHERWISE.

1 SITE LIGHTING PLAN

SCALE: 1" = 20'

NORTH

APPROVED FINAL PLANS PLANNING APPROVED BY DATE

UNDERGROUND CONDUITS

ALL UNDERGROUND NON-METALLIC CONDUITS SHALL BE PROVIDED WITH A #18 CU. TRACER WIRE SECURELY ATTACHED TO THE NON-METALLIC CONDUIT AT 8' O.C. IT SHALL HAVE 12" OF TRACER WIRE ACCESSIBLE ABOVE GRADE AT ANY ABOVE GRADE TERMINATION. ARIZONA STATE STATUTE REFERENCES 40-360.22,M.

Call at least two full working days Before you begin excavation.
ARIZONA 811 Arizona Blue Stake Inc.
Dial 8-1-1 or 1-800-STAKE-IT (782-5348)
In Maricopa County (602) 263-1100

UTILITY COORDINATION

THE ELECTRICAL CONTRACTOR SHALL BE RESPONSIBLE FOR CONTACTING THE RESPECTIVE UTILITY COMPANY REPRESENTATIVES WITHIN (2) WEEKS OF AWARD OF CONTRACT AND FURNISH EACH REPRESENTATIVE (2) COMPLETE SETS OF CONSTRUCTION DOCUMENTS. VERIFY ALL TRENCH ROUTING, SERVICE LOCATIONS, ETC. WITH UTILITY COMPANY DESIGN CONSTRUCTION DRAWINGS AND SPECIFICATIONS PRIOR TO COMMENCING REQUIRED WORK.

Kraemer Consulting Engineers, PLLC.
Mechanical and Electrical Engineers
2050 West Whispering Wind Dr., Suite 158
Phoenix, Arizona 85085-2864
(602) 285-1664
(602) 285-1450 - fax
JOB # 15-242

PHXARCH
PHX ARCHITECTURE
15990 N. GREENWAY-HAYDEN LOOP, SUITE C-100
SCOTTSDALE, AZ 85260
T 480.477.1111
F 480.388.3858
PHXARCH.COM

All reports, drawings, specifications, computer files, field data, notes, other documents and instruments prepared by the Architect as instruments of service shall remain the property of the Architect. Peterson Architecture, LLC dba PHX Architecture. The Architect shall retain all common law, statutory and other reserved rights, including copyright thereto. The use of this drawing shall be restricted to the original site for which it was prepared and publication thereof is expressly limited to such use. Reuse, reproduction or publication by any method is prohibited without written consent from Peterson Architecture, LLC dba PHX Architecture. Copyright © 2018

ASSUMPTION FELLOWSHIP HALL

8202 E. CACTUS ROAD
SCOTTSDALE, AZ, 85260

67-DR-2015 / 2-ZN-2016

32065 JAMES M. JONES, JR.
Date Signed
ARIZONA, U.S.A.
EXPIRES 12-31-2018

REVISIONS:

PROJECT NO: 12101
DATE: 04/14/2016

CONTENTS: SITE ELECTRICAL PLAN

SCALE: As indicated

DRAWING NUMBER: ES0.1

Back to Wall Luminaires



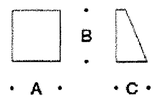

LED surface wall with shielded light source

Designed for wall washing or direct lighting effects for interior and exterior locations. Downward orientation only, meets fully shielded requirements.

Wall mounted luminaires with shielded light source. Safety glass with optical texture, and pure anodized aluminum reflector.

Integral 120V - 277V electronic LED driver.

LED color temperature is 3000K (for 4000K add suffix K4).

CSA certified to U.S. and Canadian standards.

Protection class: IP64

Finish: Standard BEGA colors. Dark Bronze

Click product # for details			Lamp	ß	Temp°C	A	B	C
22 215		ADA	3.6W LED			3 1/2	3 3/4	2 3/8
22 261	*EXPRESS*	ADA	7.2W LED			6 7/8	3 3/4	2 3/8

© Copyright BEGA-US 2016 All rights reserved

FIXTURE TYPE 'WE'

LOS OLIVOS Environmental Series



FF2378OI Fluorescent

EXTERIOR HANGING <L>

Hand-Forged Iron
Amber Mist Glass
OI (Old Iron) Finish
14.25"W 25.25"H
1-26W GU24

Lamp included.

AS NOTED Source of light shall be full cutoff

APPROVED FINAL PLANS PLANNING APPROVED BY DATE

TROY LIGHTING

Est.1963

14508 Nelson Avenue, City of Industry, CA, USA (91744) Phone: 626-336-4511 Fax: 626-330-4266 www.troy-lighting.com

FIXTURE TYPE 'G'

PHXARCH
PHX ARCHITECTURE
15990 N. GREENWAY-HAYDEN LOOP, SUITE C-100
SCOTTSDALE, AZ 85260
T 480.477.1111
F 480.388.3858
PHXARCH.COM

All reports, drawings, specifications, computer files, field data, notes, other documents and instruments prepared by the Architect as instruments of service shall remain the property of the Architect, Peterson Architecture, LLC dba PHX Architecture. The Architect shall retain all common law, statutory and other reserved rights, including copyright thereto. The use of this drawing shall be restricted to the original site for which it was prepared and publication thereof is expressly limited to such use. Reuse, reproduction or publication by any method is prohibited without written consent from Peterson Architecture, LLC dba PHX Architecture. Copyright © 2016

ASSUMPTION FELLOWSHIP HALL
8202 E. CACTUS ROAD
SCOTTSDALE, AZ, 85260

67-DR-2015 / 2-ZN-2016

32065 JAMES M. JONES, JR. Date Signed 7-7-16 ARIZONA, U.S.A.

EXPIRES 12-31-2018

REVISIONS:
1 07.22.16 CITY COMMENTS

PROJECT NO: 12101
DATE: 04/14/2016
CONTENTS: FIXTURE CUTSHEETS
SCALE:
DRAWING NUMBER: E2.2

Kraemer Consulting Engineers, PLLC.
Mechanical and Electrical Engineers
2050 West Whispering Wind Dr., Suite 158
Phoenix, Arizona 85085-2864
(602) 285-1669
(602) 285-4450 - fax
JOB # 15-242

Luminaire Schedule						
Symbol	Qty	Label	Arrangement	LLF	Description	Lum. Lumens
◎	29	B1	SINGLE	1.000	6" RECESSED DOWNLIGHT @ 12'-0", 3500K LED LAMP, WHITE TRIM	1006
◎	2	BB	SINGLE	1.000	6"x 42" SYM. BOLLARD AT GRADE, 3000K LED LAMP, DARK BRONZE FINISH	888
◎	1	BB1	SINGLE	1.000	6"x 42" ASYM. BOLLARD AT GRADE, 3000K LED LAMP, DARK BRONZE FINISH	641
◎	7	BB2	SINGLE	1.000	6"x 42" ASYM. BOLLARD AT GRADE, 3000K LED LAMP, DARK BRONZE FINISH	641
⊕	2	G	SINGLE	1.000	PENDANT @ 21'-0" & 12'-0", 3500K 26W CFL LAMP, OLD IRON FINISH	1800
◐	12	H	SINGLE	1.000	WALL SCONCE @ 12'-0", 3000K LED LAMP, DARK BRONZE FINISH	800
———	100 LF	HR	SINGLE	1.000	TAPE LIGHT MTD. TO BOTTOM OF HAND RAIL, 3000K LED LAMP, FINISH TO MATCH RAIL	12 PER LIN. FT.
◐	14	WA	SINGLE	1.000	WALL SCONCE @ 7'-8", 3500K 18W CFL LAMP, OLD IRON FINISH	1200
◐	8	WA1	SINGLE	1.000	WALL SCONCE @ 11'-8" & 8'-4", 3500K 26W CFL LAMP, OLD IRON FINISH	1800
⊢▷	2	WC	SINGLE	1.000	SIGN LIGHT WITH 45 DEGREE SHIELD @ 12'-0", 3000K LED LAMP, BRONZE FINISH	364
◐	3	WE	SINGLE	1.000	WALL SECURITY/EMERG. EGRESS FIXTURE MTD ABOVE DOOR, 3000K, BRONZE FINISH	362

Calculation Summary							
Label	CalcType	Units	Avg	Max	Min	Avg/Min	Max/Min
OVERALL SITE HORIZONTAL AT GRADE	Illuminance	Fc	0.19	6.0	0.0	N.A.	N.A.
PROPERTY LINE VERTICAL AT +6'-0"	Illuminance	Fc	0.00	0.0	0.0	N.A.	N.A.

PHOTOMETRIC NOTES:

A. THE PHOTOMETRIC CALCULATIONS WERE GENERATED IN OUR OFFICE UTILIZING PHOTOMETRIC DATA FILES FURNISHED BY THE LIGHT FIXTURE MANUFACTURERS AND NO LIGHT LOSS FACTORS. TO THE BEST OF OUR KNOWLEDGE THIS PHOTOMETRIC CALCULATION REPRESENTS THE PROPOSED HORIZONTAL INITIAL LIGHTING LEVELS AT GRADE AND VERTICAL INITIAL LIGHTING LEVELS AT +6'-0" ABOVE PROPERTY LINE, MAINTAINED LIGHTING LEVELS WILL BE SLIGHTLY LOWER.

B. PROJECT LOCATION IS WITHIN ENVIRONMENTAL ZONE LOCATION 'E-3'.

C. FIXTURE MOUNTING HEIGHTS, FINISH AND LIGHT SOURCE TYPE AND COLOR TEMPERATURE ARE NOTED IN SCHEDULES, ON PLANS ON ARCHITECTURAL ELEVATIONS.

D. FIXTURES TYPE G, WA AND WA1 ARE MODIFIED TO TO MEET FULL CUT-OFF REQUIREMENTS OF DESIGN REVIEW BOARD STIPULATIONS AND ARE INCLUDED IN THE CALCULATIONS.

D. FIXTURE TYPE 'WC' IS INTENDED FOR HIGHLIGHTING ART WORK ON VERTICAL SURFACE WITHIN ENCLOSED PLAKA AREA. IT IS AIMED DOWN WITH A 45 DEGREE SHIELD AND WAS INCLUDED IN THE CALCULATIONS.

E. ALL EXTERIOR LIGHTING SHALL BE INSTALLED TO COMPLY WITH THE EXTERIOR LIGHTING ORDINANCE AND DRB STIPULATIONS AS OUTLINED IN "STIPULATIONS FOR THE DEVELOPMENT REVIEW BOARD APPLICATION: ASSUMPTION GREEK ORTHODOX CHURCH - FELLOWSHIP HALL, CASE NUMBER: 67-DR-2015".

F. ALL LIGHTING ADJACENT TO RESIDENTIAL NEIGHBORHOODS NORTH AND EAST SHALL BE SET BACK A MINIMUM OF THIRTY (30) FEET FROM PROPERTY LINE. ALL LIGHTING, OTHER THAN SECURITY, SHALL BE SWITCHED OFF BY 10:00 p.m.

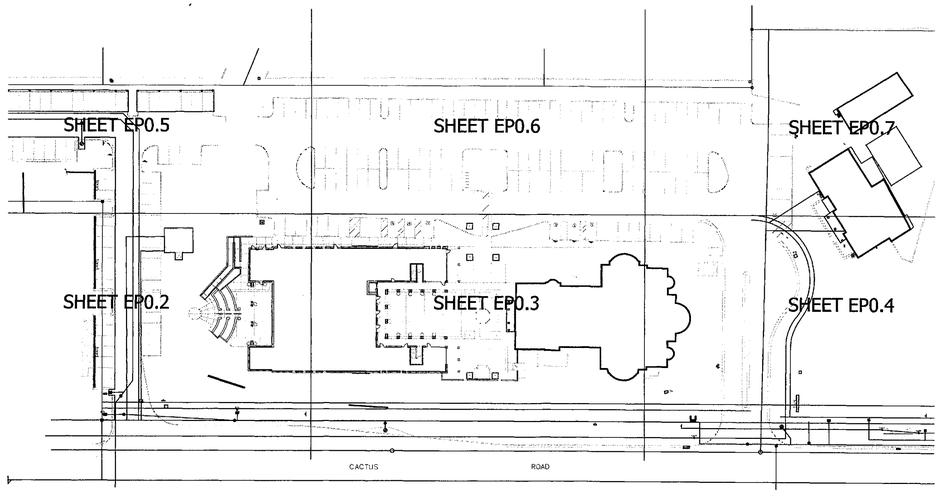

1 **SITE KEY PLAN**
SCALE: 1" = 60'

NORTH

APPROVED
FINAL PLANS, PLANNING
10/27/2016
DATE

Kraemer Consulting Engineers, PLLC.
Mechanical and Electrical Engineers
2050 West Whispering Wind Dr., Suite 158
Phoenix, Arizona 85085-2864
(602) 283-1669
(602) 285-1480 - fax
JOB # 15-242

PHXARCH
PHX ARCHITECTURE
15990 N. GREENWAY-HAYDEN LOOP, SUITE C-100
SCOTTSDALE, AZ 85260
T 480.477.1111
F 480.388.3858
PHXARCH.COM

All reports, drawings, specifications, computer files, field data, notes, other documents and instruments prepared by the Architect as instruments of service shall remain the property of the Architect, Peterson Architecture, LLC dba PHX Architecture. The Architect shall retain all common law, statutory and other reserved rights, including copyright thereto. The use of this drawing shall be restricted to the original site for which it was prepared and publication thereof is expressly limited to such use. Reuse, reproduction or publication by any method is prohibited without written consent from Peterson Architecture, LLC dba PHX Architecture. Copyright © 2016

ASSUMPTION FELLOWSHIP HALL
8202 E. CACTUS ROAD
SCOTTSDALE, AZ, 85260
67-DR-2015 / 2-ZN-2016

32065 JAMES M. JONES, JR.
Date Signed 12-31-16
ARIZONA, U.S.A.
EXPIRES 12-31-2018

REVISIONS:
1 07.22.16 CITY COMMENTS

PROJECT NO: 12101
DATE: 04/14/2016
CONTENTS: PHOTOMETRIC SCHEDULES & NOTES
SCALE:
DRAWING NUMBER: 1 EP0.1

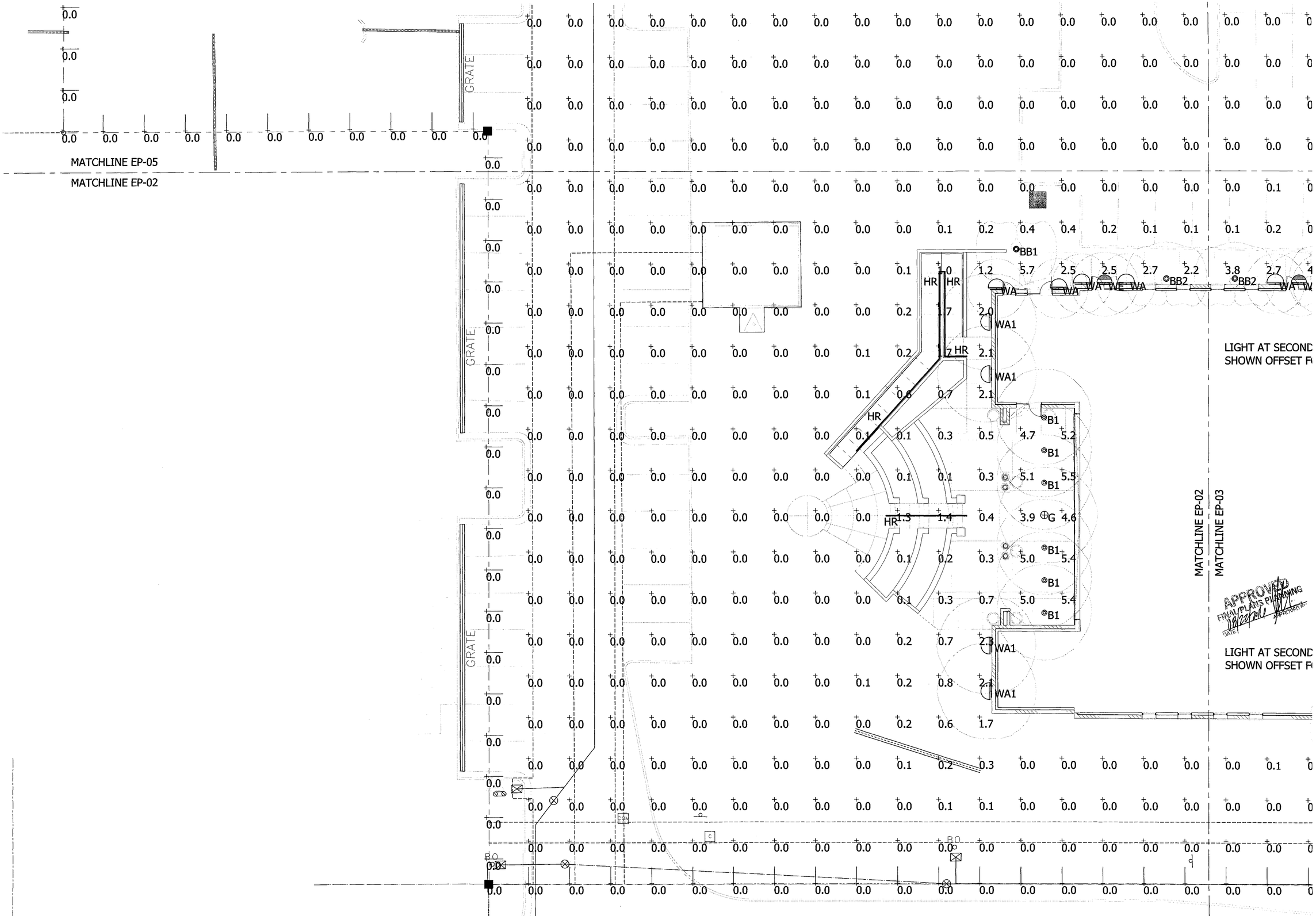

1 **SITE PHOTOMETRIC PLAN**
SCALE: 1" = 10'

NORTH

APPROVED
FINAL PLANS PLANNING
10/27/2016
DATE

PHXARCH
PHX ARCHITECTURE
15990 N. GREENWAY-HAYDEN LOOP, SUITE C-100
SCOTTSDALE, AZ 85260
T 480.477.1111
F 480.388.3858
PHXARCH.COM

All reports, drawings, specifications, computer files, field data, notes, other documents and instruments prepared by the Architect as instruments of service shall remain the property of the Architect. Peterson Architecture, LLC dba PHX Architecture. The Architect shall retain all common law, statutory and other reserved rights, including copyright thereto. The use of this drawing shall be restricted to the original site for which it was prepared and publication thereof is expressly limited to such use. Reuse, reproduction or publication by any method is prohibited without written consent from Peterson Architecture, LLC dba PHX Architecture. Copyright © 2016

ASSUMPTION FELLOWSHIP HALL

8202 E. CACTUS ROAD
SCOTTSDALE, AZ, 85260

67-DR-2015 / 2-ZN-2016



EXPIRES 12-31-2018

REVISIONS:
1 07.22.16 CITY COMMENTS

PROJECT NO: 12101
DATE: 04/14/2016

CONTENTS:
SITE PHOTOMETRIC PLAN

SCALE:

DRAWING NUMBER:
1
EP0.2

Kraemer Consulting Engineers, PLLC.
Mechanical and Electrical Engineers
2050 West Whispering Wind Dr., Suite 158
Phoenix, Arizona 85085-2864
(602) 285-1664
(602) 285-4450 - fax
JOB # 15-242

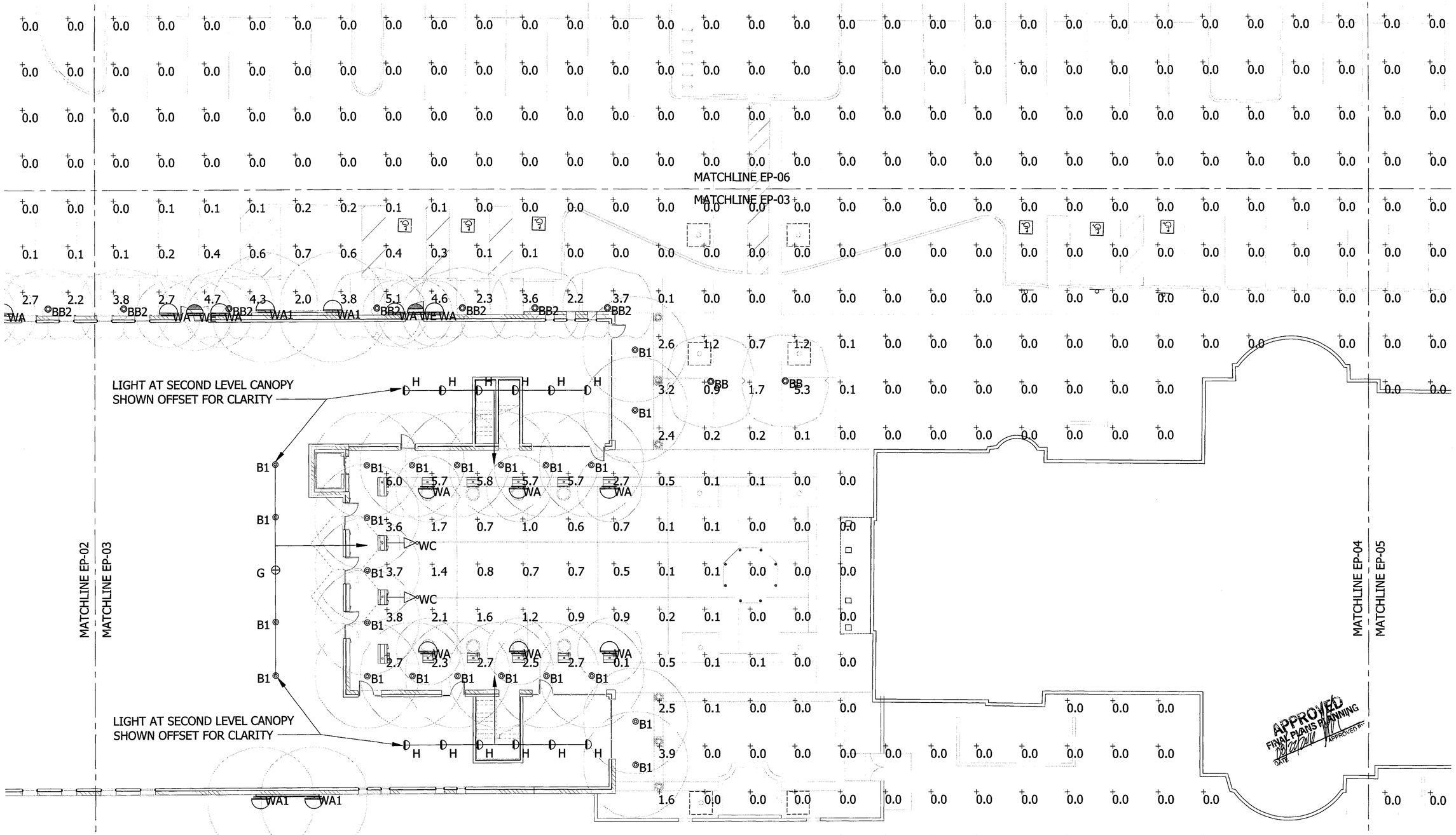

1 **SITE PHOTOMETRIC PLAN**
SCALE: 1" = 10'

NORTH

APPROVED
FINAL PLANS PLANNING
DATE 08/22/16
APPROVED BY

PHXARCH
PHX ARCHITECTURE
15990 N. GREENWAY-HAYDEN LOOP, SUITE C-100
SCOTTSDALE, AZ 85260
T 480.477.1111
F 480.388.3858
PHXARCH.COM

All reports, drawings, specifications, computer files, field data, notes, other documents and instruments prepared by the Architect as instruments of service shall remain the property of the Architect, Peterson Architecture, LLC dba PHX Architecture. The Architect shall retain all common law, statutory and other reserved rights, including copyright thereto. The use of this drawing shall be restricted to the original site for which it was prepared and publication thereof is expressly limited to such use. Reuse, reproduction or publication by any method is prohibited without written consent from Peterson Architecture, LLC dba PHX Architecture. Copyright © 2016

ASSUMPTION FELLOWSHIP HALL

8202 E. CACTUS ROAD
SCOTTSDALE, AZ, 85260

67-DR-2015 / 2-ZN-2016

REGISTERED ARCHITECT
32065
JAMES M. JONES, JR.
Not valid without signature
ARIZONA, U.S.A.
EXPIRES 12-31-2018

REVISIONS:
1 07.22.16 CITY COMMENTS

PROJECT NO: 12101
DATE: 04/14/2016
CONTENTS: SITE PHOTOMETRIC PLAN
SCALE:
DRAWING NUMBER: 1 EP0.3

Kraemer Consulting Engineers, PLLC.
Mechanical and Electrical Engineers
2090 West Happiness Mind Dr., Suite 156
Phoenix, Arizona 85085-2864
(602) 269-1664
(602) 285-4450 - fax
JOB # 15-242

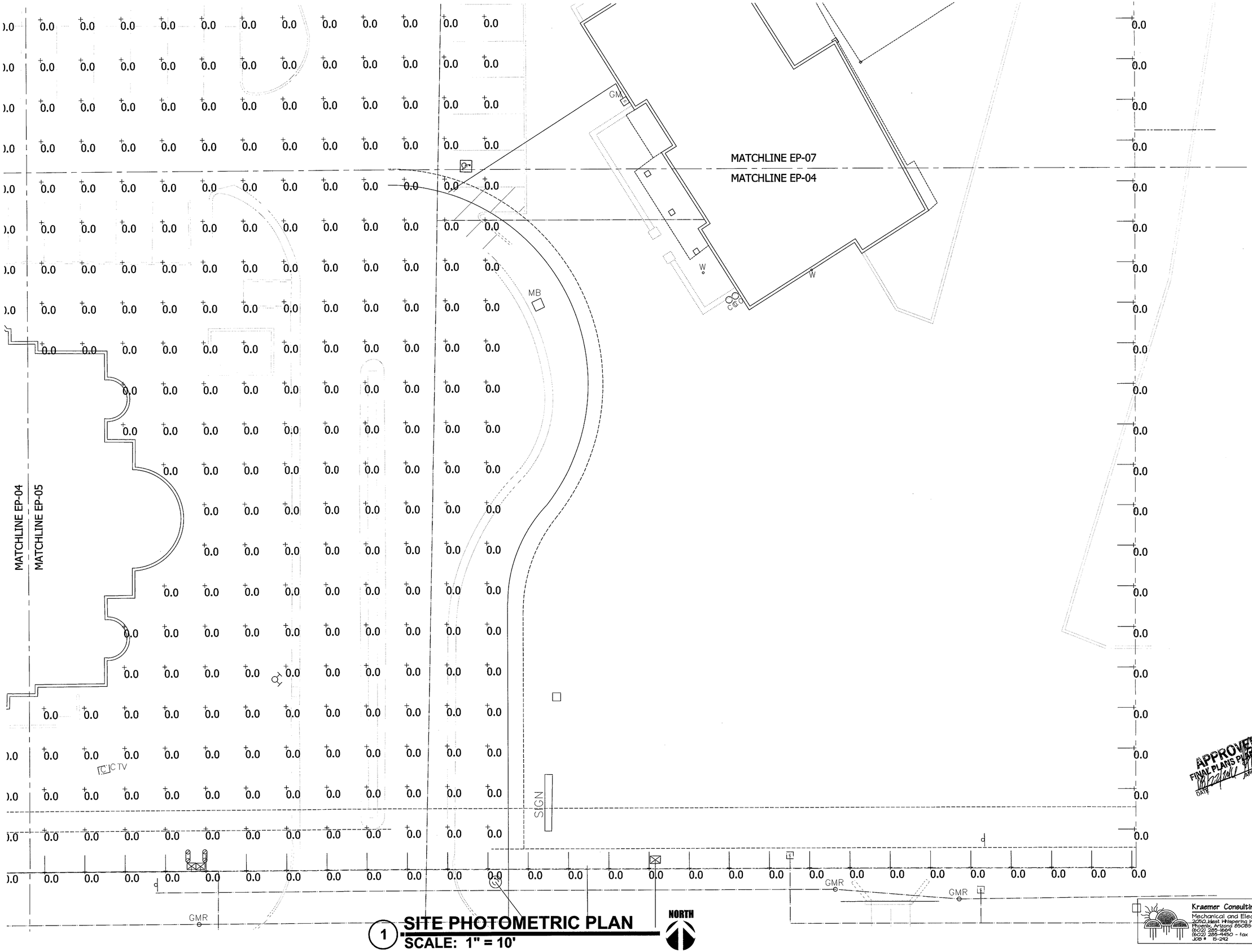

1 **SITE PHOTOMETRIC PLAN**
SCALE: 1" = 10'

PHXARCH
PHX ARCHITECTURE
15990 N. GREENWAY-HAYDEN LOOP, SUITE C-100
SCOTTSDALE, AZ 85260
T 480.477.1111
F 480.388.3858
PHXARCH.COM

All reports, drawings, specifications, computer files, field data, notes, other documents and instruments prepared by the Architect as instruments of service shall remain the property of the Architect, Peterson Architecture, LLC dba PHX Architecture. The Architect shall retain all common law, statutory and other reserved rights, including copyright thereto. The use of this drawing shall be restricted to the original site for which it was prepared and publication thereof is expressly limited to such use. Reuse, reproduction or publication by any method is prohibited without written consent from Peterson Architecture, LLC dba PHX Architecture. Copyright © 2016

ASSUMPTION FELLOWSHIP HALL

8202 E. CACTUS ROAD
SCOTTSDALE, AZ, 85260

67-DR-2015 / 2-ZN-2016

32065
JAMES M. JONES, JR.
Date Signed
ARIZONA, U.S.A.
EXPIRES 12-31-2018

REVISIONS:
1 07.22.16 CITY COMMENTS

APPROVED
FINAL PLANS PLANNING
DATE
APPROVED BY

PROJECT NO: 12101
DATE: 04/14/2016

CONTENTS:
SITE PHOTOMETRIC PLAN

SCALE:

DRAWING NUMBER: 1 EP0.4

Kraemer Consulting Engineers, PLLC.
Mechanical and Electrical Engineers
2050 West Whispering Wind Dr., Suite 158
Phoenix, Arizona 85085-2864
(602) 285-1664
(602) 285-4450 - fax
JOB # 15-242

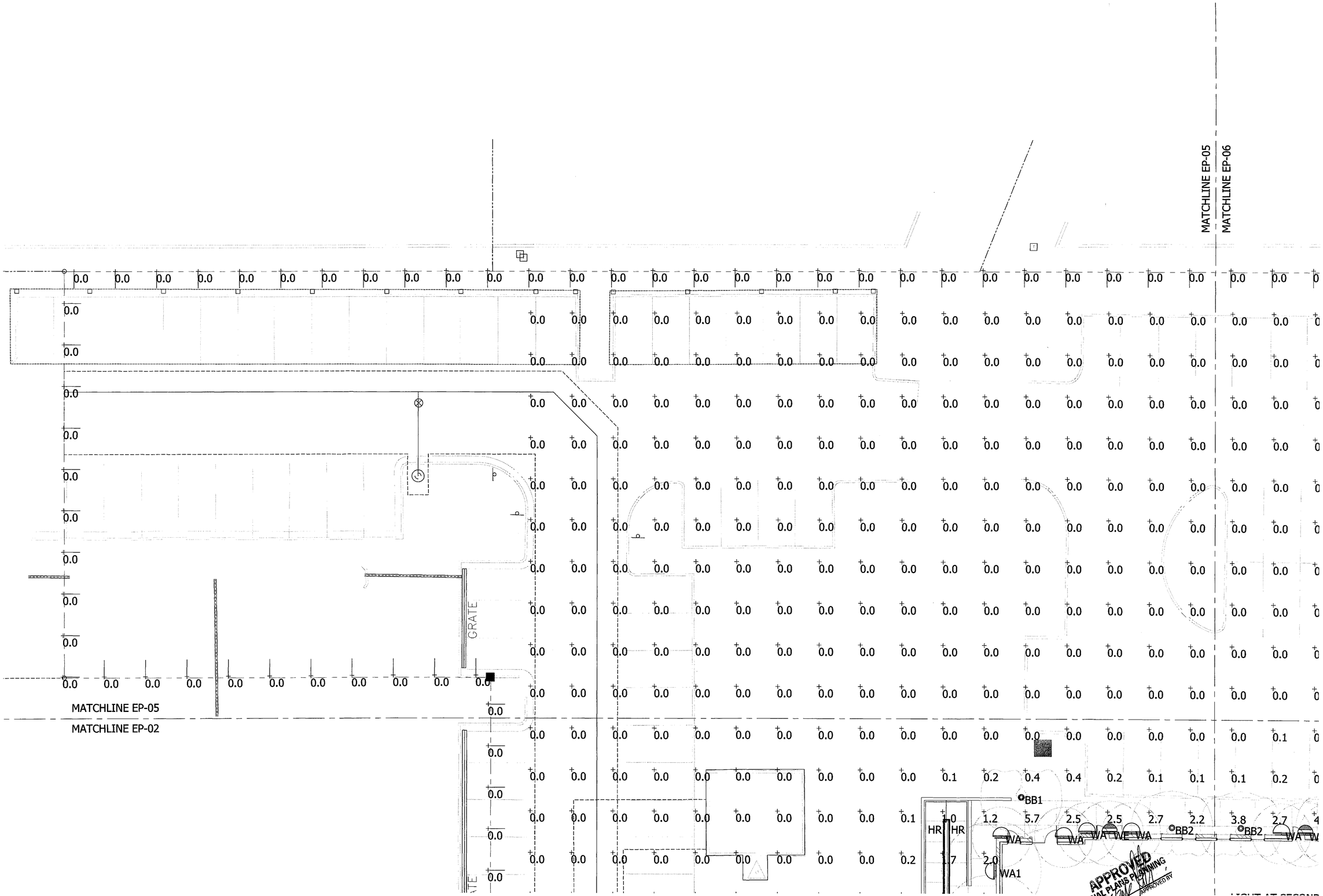

1 **SITE PHOTOMETRIC PLAN**
SCALE: 1" = 10'

NORTH

PHXARCH
PHX ARCHITECTURE
15990 N. GREENWAY-HAYDEN LOOP,
SUITE C-100
SCOTTSDALE, AZ 85260
T 480.477.1111
F 480.388.3858
PHXARCH.COM

All reports, drawings, specifications, computer files, field data, notes, other documents and instruments prepared by the Architect as instruments of service shall remain the property of the Architect, Peterson Architecture, LLC dba PHX Architecture. The Architect shall retain all common law, statutory and other reserved rights, including copyright thereto. The use of this drawing shall be restricted to the original site for which it was prepared and publication thereof is expressly limited to such use. Reuse, reproduction or publication by any method is prohibited without written consent from Peterson Architecture, LLC dba PHX Architecture. Copyright © 2016

ASSUMPTION FELLOWSHIP HALL

8202 E. CACTUS ROAD
SCOTTSDALE, AZ, 85260

67-DR-2015 / 2-ZN-2016

32065
JAMES M.
JONES, JR.
Registered Professional Engineer (Electrical)
Date Signed 07.22.16
ARIZONA, U.S.A.
EXPIRES 12-31-2018

REVISIONS:
1 07.22.16 CITY COMMENTS

PROJECT NO: 12101
DATE: 04/14/2016
CONTENTS: SITE PHOTOMETRIC PLAN
SCALE:
DRAWING NUMBER: EP0.5

Kraemer Consulting Engineers, PLLC.
Mechanical and Electrical Engineers
2050 West Whispering Wind Dr., Suite 158
Phoenix, Arizona 85085-2864
(602) 285-1669
(602) 285-4450 - fax
JOB # 15-292

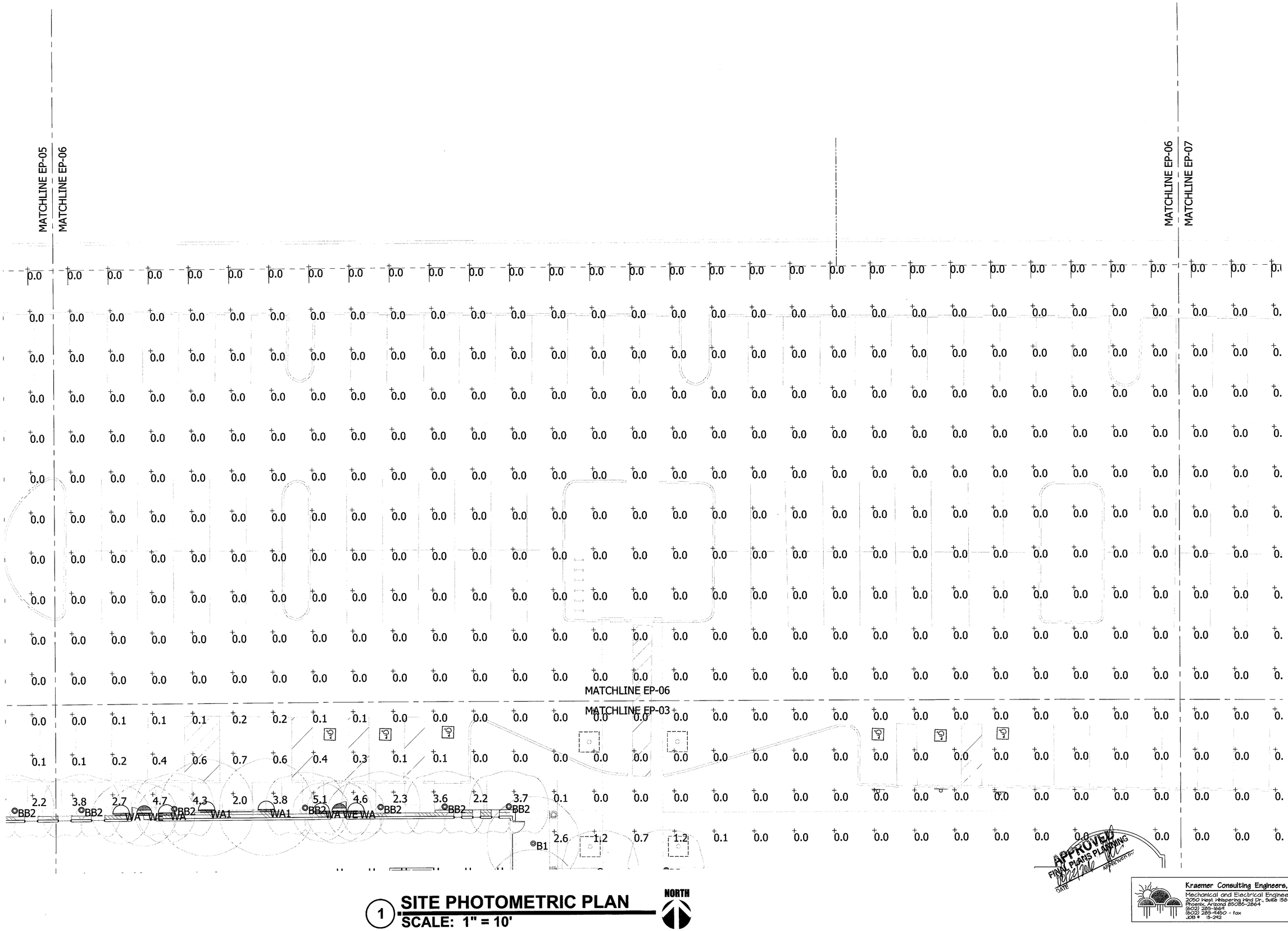

1 SITE PHOTOMETRIC PLAN
SCALE: 1" = 10'

NORTH

APPROVED
FINAL PLANS PLANNING
DATE
APPROVED BY

PHXARCH
PHX ARCHITECTURE
15990 N. GREENWAY-HAYDEN LOOP, SUITE C-100
SCOTTSDALE, AZ 85260
T 480.477.1111
F 480.388.3858
PHXARCH.COM

All reports, drawings, specifications, computer files, field data, notes, other documents and instruments prepared by the Architect as instruments of service shall remain the property of the Architect. Peterson Architecture, LLC dba PHX Architecture. The Architect shall retain all common law, statutory and other reserved rights, including copyright thereto. The use of this drawing shall be restricted to the original site for which it was prepared and publication thereof is expressly limited to such use. Reuse, reproduction or publication by any method is prohibited without written consent from Peterson Architecture, LLC dba PHX Architecture. Copyright © 2016

ASSUMPTION FELLOWSHIP HALL
8202 E. CACTUS ROAD
SCOTTSDALE, AZ, 85260

67-DR-2015 / 2-ZN-2015

32065
JAMES M. JONES, JR.
Registered Professional Engineer
ARIZONA, U.S.A.
EXPIRES 12-31-2018

REVISIONS:
1 07.22.16 CITY COMMENTS

PROJECT NO: 12101
DATE: 04/14/2016
CONTENTS: SITE PHOTOMETRIC PLAN
SCALE:
DRAWING NUMBER: EP0.6

Kraemer Consulting Engineers, PLLC.
Mechanical and Electrical Engineers
2050 West Whispering Wind Dr., Suite 158
Phoenix, Arizona 85085-2864
(602) 285-1664
(602) 285-1450 - fax
JOB # 15-242



1 **SITE PHOTOMETRIC PLAN**
SCALE: 1" = 10'

NORTH

APPROVED
FINAL PLATS PLANNING
7/22/2016
DATE
APPROVED BY

PHXARCH
PHX ARCHITECTURE
15990 N. GREENWAY-HAYDEN LOOP, SUITE C-100
SCOTTSDALE, AZ 85260
T 480.477.1111
F 480.388.3858
PHXARCH.COM

All reports, drawings, specifications, computer files, field data, notes, other documents and instruments prepared by the Architect as instruments of service shall remain the property of the Architect, Peterson Architecture, LLC dba PHX Architecture. The Architect shall retain all common law, statutory and other reserved rights, including copyright thereto. The use of this drawing shall be restricted to the original site for which it was prepared and publication thereof is expressly limited to such use. Reuse, reproduction or publication by any method is prohibited without written consent from Peterson Architecture, LLC dba PHX Architecture. Copyright © 2016

ASSUMPTION FELLOWSHIP HALL

8202 E. CACTUS ROAD
SCOTTSDALE, AZ, 85260

67-DR-2015 / 2-ZN-2016

REGISTERED PROFESSIONAL ENGINEER
32085
JAMES M. JONES, JR.
Date Signed 07-22-16
ARIZONA, U.S.A.
EXPIRES 12-31-2018

REVISIONS:
1 07.22.16 CITY COMMENTS

PROJECT NO: 12101
DATE: 04/14/2016
CONTENTS: SITE PHOTOMETRIC PLAN
SCALE:
DRAWING NUMBER: 1 EP0.7

Kraemer Consulting Engineers, PLLC.
Mechanical and Electrical Engineers
2050 West Whispering Wind Dr., Suite 158
Phoenix, Arizona 85085-2864
(602) 285-1664
(602) 285-1450 - fax
Job # 15-242

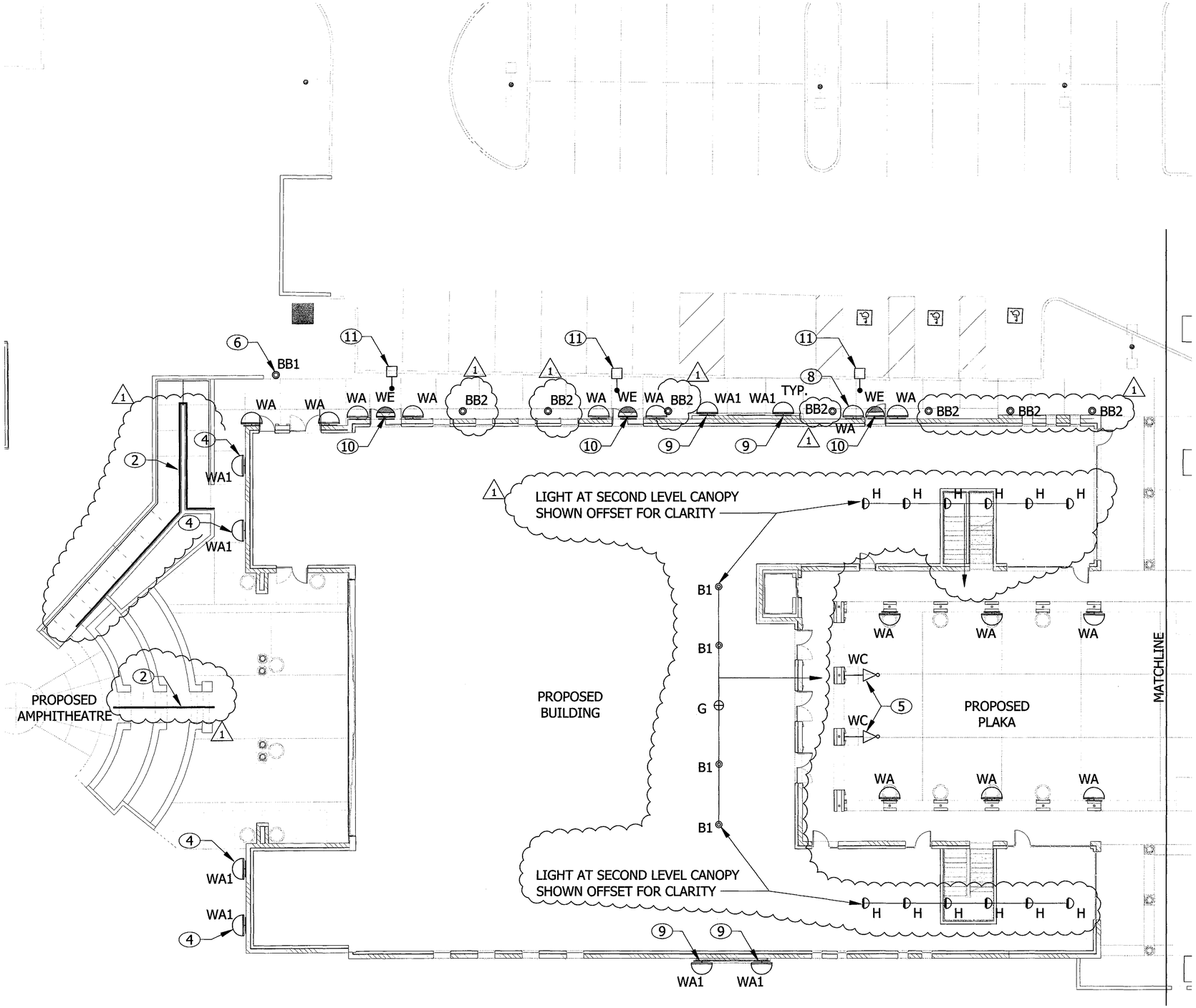

ⓧ KEYED NOTES:

1. EXISTING PARKING LOT FIXTURE(S) TO REMAIN, SHOWN DASHED. TYPICAL UNLESS NOTED OTHERWISE.
2. TAPE LIGHT MTD. TO BOTTOM OF HAND RAIL, TYPE HR.
3. EXISTING BOLLARD FIXTURES TO REMAIN.
4. ARCHITECTURAL DECORATIVE FIXTURES TYPE 'WA1' MOUNTED AT 11'-8" A.F.F. TO CENTER OF MOUNTING J-BOX OF FIXTURE.
5. ART LIGHTING TO BE MOUNTED ABOVE ARTWORK AND HIGHLIGHT ART ON WALL BELOW. FIXTURE TO HAVE MINIMUM OF A 45 DEGREE CUT OFF APERATURE.
6. NEW BOLLARD TO MATCH EXISTING.
7. UNDERWATER LIGHTING AT FOUNTAIN.
8. ALL ARCHITECTURAL DECORATIVE FIXTURES TYPE 'WA' MOUNTED AT 7'-8" A.F.F. TO CENTER OF MOUNTING J-BOX OF FIXTURE.
9. ARCHITECTURAL DECORATIVE FIXTURE TYPE 'WA1' MOUNTED AT 8'-4" A.F.F. TO CENTER OF MOUNTING J-BOX OF FIXTURE.
10. EGRESS FIXTURE TYPE 'WE' MOUNTED ABOVE DOOR.
11. POLE FIXTURE AND CONCRETE BASE TO BE REMOVED IN ITS ENTIRETY. REMOVE FIXTURE HEAD(S), POLE, POLE BASE COMPLETE, CONDUIT AND WIRING BACK TO SOURCE OF POWER. IF SOURCE OF POWER IS A BREAKER, BREAKER TO BECOME A SPARE. REPLACE EXISTING PANEL DIRECTORY WITH NEW TYPEWRITTEN DIRECTORY.

1 SITE LIGHTING PLAN
SCALE: 1" = 10'

NORTH

APPROVED FINAL PLANS PLANNING 08/22/2016 APPROVED BY

PHXARCH
PHX ARCHITECTURE
15990 N. GREENWAY-HAYDEN LOOP, SUITE C-100
SCOTTSDALE, AZ 85260
T 480.477.1111
F 480.388.3858
PHXARCH.COM

All reports, drawings, specifications, computer files, field data, notes, other documents and instruments prepared by the Architect as instruments of service shall remain the property of the Architect, Peterson Architecture, LLC dba PHX Architecture. The Architect shall retain all common law, statutory and other reserved rights, including copyright thereto. The use of this drawing shall be restricted to the original site for which it was prepared and publication thereof is expressly limited to such use. Reuse, reproduction or publication by any method is prohibited without written consent from Peterson Architecture, LLC dba PHX Architecture. Copyright © 2016

ASSUMPTION FELLOWSHIP HALL
8202 E. CACTUS ROAD
SCOTTSDALE, AZ, 85260

67-DR-2015 / 2-ZN-2016

32065 JAMES M. JONES, JR. Registered Professional Engineer (Electrical) Not Valid Unless Signed ARIZONA, U.S.A.
EXPIRES 12-31-2018

REVISIONS:
1 07.22.16 CITY COMMENTS

PROJECT NO: 12101
DATE: 04/14/2016
CONTENTS: SITE LIGHTING PLAN
SCALE:
DRAWING NUMBER: 1 EP1.1

Kraemer Consulting Engineers, PLLC.
Mechanical and Electrical Engineers
2050 West Whispering Wind Dr., Suite 158
Phoenix, Arizona 85085-2864
(602) 285-1699
(602) 285-4450 - fax
JOB # 15-242

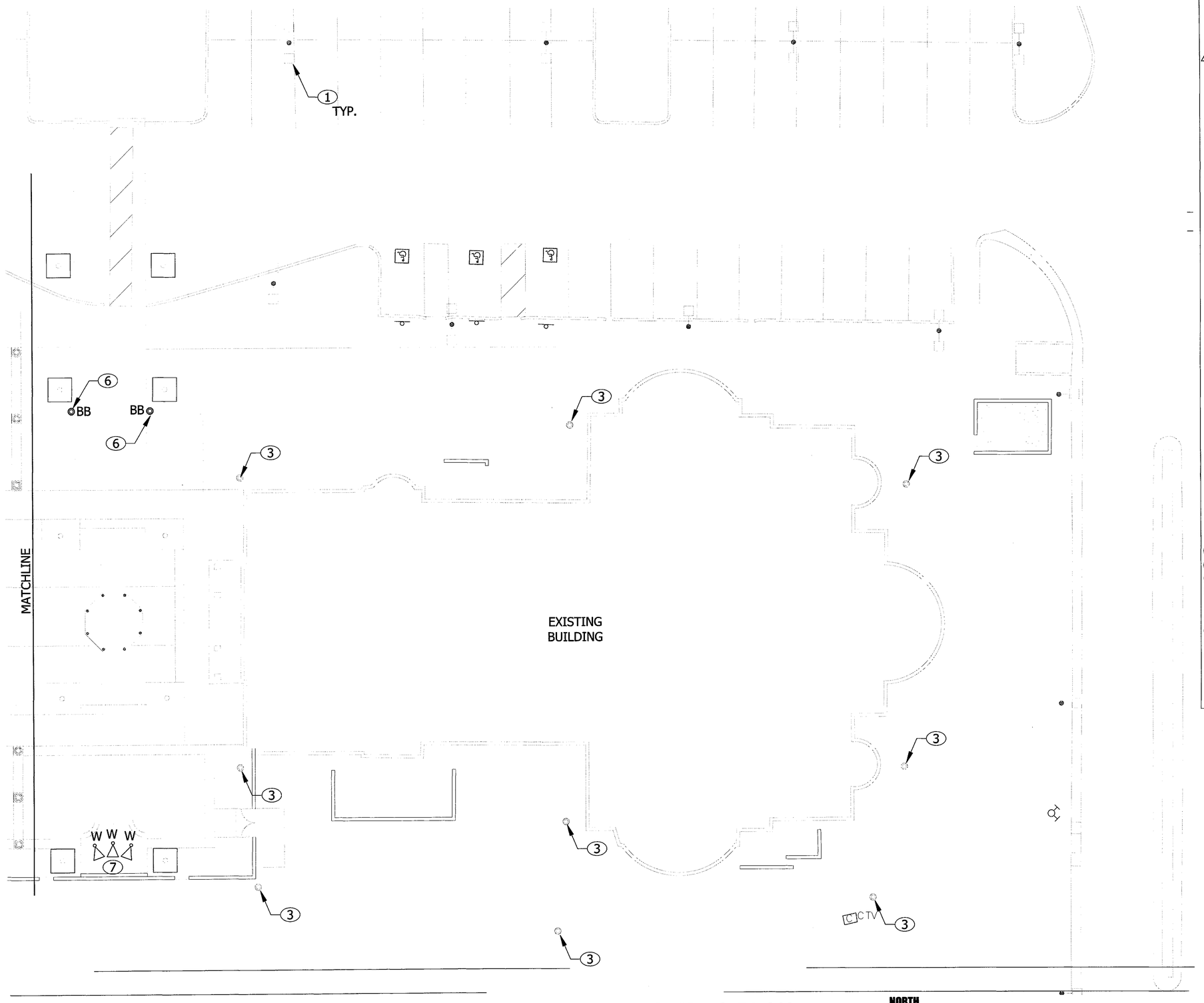

1 **SITE LIGHTING PLAN**
SCALE: 1" = 10'

NORTH

ⓧ KEYED NOTES:

1. EXISTING PARKING LOT FIXTURE(S) TO REMAIN, SHOWN DASHED. TYPICAL UNLESS NOTED OTHERWISE.
2. TAPE LIGHT MTD. TO BOTTOM OF HAND RAIL, TYPE HR.
3. EXISTING BOLLARD FIXTURES TO REMAIN.
4. ARCHITECTURAL DECORATIVE FIXTURES TYPE 'WA1' MOUNTED AT 11'-8" A.F.F. TO CENTER OF MOUNTING J-BOX OF FIXTURE.
5. ART LIGHTING TO BE MOUNTED ABOVE ARTWORK AND HIGHLIGHT ART ON WALL BELOW. FIXTURE TO HAVE MINIMUM OF A 45 DEGREE CUT OFF APERATURE.
6. NEW BOLLARD TO MATCH EXISTING.
7. UNDERWATER LIGHTING AT FOUNTAIN.
8. ALL ARCHITECTURAL DECORATIVE FIXTURES TYPE 'WA' MOUNTED AT 7'-8" A.F.F. TO CENTER OF MOUNTING J-BOX OF FIXTURE.
9. ARCHITECTURAL DECORATIVE FIXTURE TYPE 'WA1' MOUNTED AT 8'-4" A.F.F. TO CENTER OF MOUNTING J-BOX OF FIXTURE.
10. EGRESS FIXTURE TYPE 'WE' MOUNTED ABOVE DOOR.
11. POLE FIXTURE AND CONCRETE BASE TO BE REMOVED IN ITS ENTIRETY. REMOVE FIXTURE HEAD(S), POLE, POLE BASE COMPLETE, CONDUIT AND WIRING BACK TO SOURCE OF POWER. IF SOURCE OF POWER IS A BREAKER, BREAKER TO BECOME A SPARE. REPLACE EXISTING PANEL DIRECTORY WITH NEW TYPEWRITTEN DIRECTORY.

APPROVED
FINAL PLANS PLANNING
DATE
APPROVED BY

PHXARCH
PHX ARCHITECTURE
15990 N. GREENWAY-HAYDEN LOOP, SUITE C-100
SCOTTSDALE, AZ 85260
T 480.477.1111
F 480.388.3858
PHXARCH.COM

All reports, drawings, specifications, computer files, field data, notes, other documents and instruments prepared by the Architect as instruments of service shall remain the property of the Architect. Peterson Architecture, LLC dba PHX Architecture. The Architect shall retain all common law, statutory and other reserved rights, including copyright thereto. The use of this drawing shall be restricted to the original site for which it was prepared and publication thereof is expressly limited to such use. Reuse, reproduction or publication by any method is prohibited without written consent from Peterson Architecture, LLC dba PHX Architecture. Copyright © 2016

ASSUMPTION FELLOWSHIP HALL

8202 E. CACTUS ROAD
SCOTTSDALE, AZ, 85260

67-DR-2015 / 2-ZN-2016

32065
JAMES M.
JONES, JR.
Date Signed
ARIZONA, U.S.A.
EXPIRES 12-31-2018

REVISIONS:
1 07.22.16 CITY COMMENTS

PROJECT NO: 12101
DATE: 04/14/2016
CONTENTS: SITE LIGHTING PLAN
SCALE:
DRAWING NUMBER: 1 EP1.2

Kraemer Consulting Engineers, PLLC
Mechanical and Electrical Engineers
2050 West Whispering Wind Dr., Suite 158
Phoenix, Arizona 85085-2864
(602) 395-1664
(602) 395-4450 - fax
JOB # 15-242

LOS OLIVOS Environmental Series



BF2373OI Fluorescent

EXTERIOR WALL SCONCE <M>

Hand-Forged Iron
Amber Mist Glass
OI (Old Iron) Finish
10.5"W 20.5"H 12.75"P 5"TCD
1-26W GU24

Lamp included.
P = Projection, TCD = Top to Center Dimension

TROY LIGHTING
Est. 1963

14508 Nelson Avenue, City of Industry, CA, USA (91744) Phone: 626-336-4511 Fax: 626-330-4266 www.troy-lighting.com

FIXTURE TYPE 'WA1'

LOS OLIVOS Environmental Series



BF2372OI Fluorescent

EXTERIOR WALL SCONCE <S>

Hand-Forged Iron
Amber Mist Glass
OI (Old Iron) Finish
8.75"W 15.25"H 9.5"P 4"TCD
1-18W GU24

Lamp included.
P = Projection, TCD = Top to Center Dimension

AS NOTED
Source of light shall be full cut off
APPROVED
FINAL PLANS PLANNING
DATE 10/22/2016 APPROVED BY

TROY LIGHTING
Est. 1963

14508 Nelson Avenue, City of Industry, CA, USA (91744) Phone: 626-336-4511 Fax: 626-330-4266 www.troy-lighting.com

FIXTURE TYPE 'WA'

PHXARCH
PHX ARCHITECTURE
15990 N. GREENWAY-HAYDEN LOOP,
SUITE C-100
SCOTTSDALE, AZ 85260
T 480.477.1111
F 480.388.3858
PHXARCH.COM

All reports, drawings, specifications, computer files, field data, notes, other documents and instruments prepared by the Architect as instruments of service shall remain the property of the Architect, Peterson Architecture, LLC dba PHX Architecture. The Architect shall retain all common law, statutory and other reserved rights, including copyright thereto. The use of this drawing shall be restricted to the original site for which it was prepared and publication thereof is expressly limited to such use. Reuse, reproduction or publication by any method is prohibited without written consent from Peterson Architecture, LLC dba PHX Architecture. Copyright © 2016

ASSUMPTION FELLOWSHIP HALL
8202 E. CACTUS ROAD
SCOTTSDALE, AZ, 85260

67-DR-2015 / 2-ZN-2016

32065
JAMES M. JONES, JR.
Date Signed 07-22-16
ARIZONA, U.S.A.
EXPIRES 12-31-2018

REVISIONS:
1 07.22.16 CITY COMMENTS

PROJECT NO: 12101
DATE: 04/14/2016
CONTENTS: FIXTURE CUTSHEETS
SCALE:
DRAWING NUMBER: EP2.1

Kraemer Consulting Engineers, PLLC.
Mechanical and Electrical Engineers
2050 West Whispering Wind Dr., Suite 158
Phoenix, Arizona 85085-2864
(602) 285-1664
(602) 285-4450 - fax
JOB # 15-242

Performance Data

Lumen values are from photometric tests performed in accordance with IESNA LM-79-08. Data is considered to be representative of the configurations shown, within the tolerances allowed by Lighting Facts.

LEDs	Drive Current (mA)	System Watts	Dist. Type	30K Lumens	30K B	30K U	30K G	30K LPW	40K Lumens	40K B	40K U	40K G	40K LPW	50K Lumens	50K B	50K U	50K G	50K LPW	50K Lumens	50K B	50K U	50K G	50K LPW
12C	350mA	16	ASY	1,126	1	1	1	70	1,210	1	1	1	76	1,217	1	1	1	76					
			SYM	1,126	1	1	1	70	1,210	1	1	1	76	1,217	1	1	1	76					
	530 mA	22	ASY	1,622	1	1	1	74	1,741	1	1	1	79	1,752	1	1	1	80					
			SYM	1,622	1	1	1	74	1,741	1	1	1	79	1,752	1	1	1	80					
	700mA	30	ASY	2,050	1	1	1	68	2,201	1	1	1	73	2,215	1	1	1	74					
			SYM	2,050	1	1	1	68	2,201	1	1	1	73	2,215	1	1	1	74					
	Amber 450	16	ASY																324	0	1	0	20
		20	SYM																374	0	0	0	19
16C	350mA	20	ASY	1,527	1	0	0	76	1,639	1	0	0	82	1,650	1	0	0	83					
			SYM	1,527	1	0	0	76	1,640	1	0	0	82	1,650	1	0	0	83					
	530 mA	28	ASY	2,186	1	0	0	78	2,347	1	0	1	84	2,361	1	0	1	84					
			SYM	2,186	1	0	0	78	2,348	1	0	1	84	2,362	1	0	1	84					
	700mA	39	ASY	2,743	1	0	1	70	2,946	1	0	1	76	2,965	2	0	1	76					
			SYM	2,744	1	0	1	70	2,947	1	0	1	76	2,965	2	0	1	76					
	Amber 450	16	ASY																324	0	1	0	20
		20	SYM																374	0	0	0	19

Note: Available with phosphor-converted amber LED's (nomenclature AMBPC). These LED's produce light with 97+% >530 nm. Output can be calculated by applying a 0.7 factor to 4000 K lumen values and photometric files.

Projected LED Lumen Maintenance

Data references the extrapolated performance projections for the platforms noted in a **25°C ambient**, based on 10,000 hours of LED testing (tested per IESNA LM-80-08 and projected per IESNA TM-21-11).

To calculate LLF, use the lumen maintenance factor that corresponds to the desired number of operating hours below. For other lumen maintenance values, contact factory.

Operating Hours	0	25,000	50,000	100,000
Lumen Maintenance Factor	1.00	0.98	0.97	0.95

Electrical Load

Light Engines	Drive Current (mA)	System Watts	Current (A) 120	208	240	277	347
12C	350	16W	0.158	0.118	0.114	0.109	0.105
	530	22W	0.217	0.146	0.136	0.128	0.118
	700	31W	0.296	0.185	0.168	0.153	0.139
	Amber 450	16W	0.161	0.120	0.115	0.110	0.106
16C	350	20W	0.197	0.137	0.128	0.121	0.114
	530	28W	0.282	0.178	0.162	0.148	0.135
	700	39W	0.385	0.231	0.207	0.185	0.163
	Amber 450	20W	0.199	0.139	0.130	0.123	0.116

Photometric Diagrams

To see complete photometric reports or download .ies files for this product, visit Lithonia Lighting's KBA8 Bollard homepage.

Isofootcandle plots for the KB LED Bollards. Distances are in units of mounting height (3').

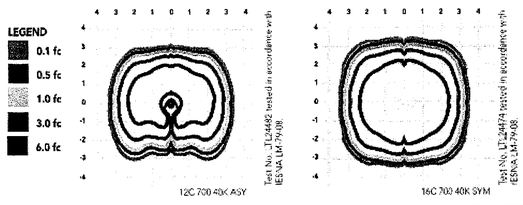

FEATURES & SPECIFICATIONS

INTENDED USE
The rugged construction and clean lines of the KBA bollard is ideal for illuminating building entryways, walking paths, and pedestrian plazas, as well as any other location requiring a low mounting height light source with fully cutoff illumination.

CONSTRUCTION
One-piece 8-inch round extruded aluminum shaft with thick side walls for extreme durability, a high-impact clear acrylic lens and welded top cap. Die-cast aluminum mounting ring allows for easy leveling even in sloped locations and a full 360-degree rotation for precise alignment during installation. Three ½" x 11" anchor bolts with double nuts and washers and 3 ¾" bolt circle template ensure stability. Overall height is 42" standard.

FINISH
Exterior parts are protected by a zinc-infused super durable TGIC thermoset powder coat finish that provides superior resistance to corrosion and weathering for maximum retention of gloss and luster. A tightly controlled multi-stage process ensures a minimum 3-mil thickness for a finish that can withstand the elements without cracking or peeling. Available in both textured and non-textured finishes.

OPTICS
Two fully cutoff optical distributions are available: symmetrical and asymmetrical. IP66 sealed LED light engine provides smoothly graduated illumination without any uplight. Light engines are available in standard 4000 K (>70 CRI) or optional 3000 K (>80 CRI) or 5000 K (67 CRI). Limited-wavelength amber LEDs are also available.

ELECTRICAL
Light engines consist of high-efficacy LEDs mounted to metal-core circuit boards to maximize heat dissipation and promote long life (L95/100,000 hours at 700mA at 25°C). Class 2 electronic drivers are designed for an expected life of 100,000 hours with < 1% failure rate. Electrical components are mounted on a removable power tray.

LISTINGS
CSA certified to U.S. and Canadian standards. Light engines are IP66 rated. Rated for -40°C minimum ambient. Cold-weather emergency battery backup rated for -20°C minimum ambient.

WARRANTY
5-year limited warranty. Complete warranty terms located at www.acuitybrands.com/CustomerResources/Terms_and_conditions.aspx.

Note: Specifications subject to change without notice.
Actual performance may differ as a result of end-user environment and application.
All values are design or typical values, measured under laboratory conditions at 25 °C.

© 2012-2016 Acuity Brands Lighting, Inc. All rights reserved.

FIXTURE TYPE 'BB', 'BB1' & 'BB2', PG2

KBA8 LED
LED Specification Bollard



Catalog Number

Notes

Type

Hit the tab key or mouse over the page to see interactive elements.

Specifications

Height: 42" (106.7 cm)

Weight (max): 27 lbs (12.25 kg)

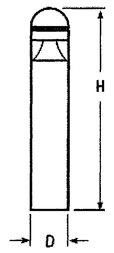

Introduction

The KBA8 Bollard is a stylish, fully integrated LED solution for walkways. It features a sleek, modern design and is carefully engineered to provide long-lasting, energy-efficient lighting with a variety of optical and control options for customized performance.

With an expected service life of over 20 years of nighttime use and up to 70% in energy savings over comparable 100W metal halide luminaires, the KBA8 Bollard is a reliable, low-maintenance lighting solution that produces sites that are exceptionally illuminated.

Ordering Information

EXAMPLE: KBA8 LED 16C 700 40K SYM MVOLT DDBXD

KBA8 LED Series	LEDs	Drive current	Color temperature	Distribution	Voltage	Control options	Other options	Finish (Required)
KBA8 LED	**Asymmetric** 12C 12 LEDs [1]	350 350 mA	30K 3000 K	ASY Asymmetric [1]	MVOLT [5]	**Shipped installed**	**Shipped installed**	DWHXD White
		450 450 mA [3,4]	40K 4000 K	SYM Symmetric [2]	120 [5]	PE Photoelectric cell, button type	SF Single fuse (120, 277, 347V) [4,7]	DNAXD Natural aluminum
	Symmetric 16C 16 LEDs [2]	530 530 mA	50K 5000 K		208 [5]	DMG 0-10V dimming driver (no controls)	DF Double fuse (208, 240V) [4,7]	DDBXD Dark bronze
		700 700 mA	AMBPC Amber phosphor converted		240 [5]	ELCW Emergency battery backup [6]	H24 24" overall height	DBLXD Black
			AMBLW Amber limited wavelength [3,4]		277 [5]		H30 30" overall height	DDBTXD Textured dark bronze
					347 [4]		H36 36" overall height	DBLBXD Textured black
							FG Ground-fault festoon outlet	DNATXD Textured natural aluminum
							L/AB Without anchor bolts (3 bolt base)	DWHGXD Textured white
							L/AB4 4 bolt retrofit base without anchor bolts [8]	**Striping** [9] SDDB Dark bronze, SDWH White, SDBL Black, SDNA Natural aluminum, SDTG Tennis green, SDBR Bright red, SDBUA Dark blue, SDYLB Yellow

Accessories

Ordered and shipped separately.

MRAB U Anchor bolts for KBA8 LED [8]

NOTES
1. Only available in the 12C, ASY version.
2. Only available in the 16C, SYM version.
3. Only available with 450 AMBLW version.
4. Not available with ELCW.
5. MVOLT driver operates on any line voltage from 120-277V (50/60 Hz). Specify 120, 208, 240 or 277 options only when ordering with fusing (SF, DF options), or photocontrol (PE option).
6. Not available with 347V. Not available with fusing. Not available with 450 AMBLW.
7. Single fuse (SF) requires 120, 277, or 347 voltage option. Double fuse (DF) requires 208 or 240 voltage option.
8. MRAB U not available with L/AB4 option.
9. Striping is available only in the colors listed.

AS NOTED
Source of light shall be cutoff
APPROVED
FINAL PLANS PLANNING
APPROVED BY
DATE

© 2012-2016 Acuity Brands Lighting, Inc. All rights reserved.

FIXTURE TYPE 'BB', 'BB1' & 'BB2', PG1

PHXARCH
PHX ARCHITECTURE
15990 N. GREENWAY-HAYDEN LOOP, SUITE C-100
SCOTTSDALE, AZ 85260
T 480.477.1111
F 480.388.3858
PHXARCH.COM

All reports, drawings, specifications, computer files, field data, notes, other documents and instruments prepared by the Architect as instruments of service shall remain the property of the Architect, Peterson Architecture, LLC dba PHX Architecture. The Architect shall retain all common law, statutory and other reserved rights, including copyright thereto. The use of this drawing shall be restricted to the original site for which it was prepared and publication thereof is expressly limited to such use. Reuse, reproduction or publication by any method is prohibited without written consent from Peterson Architecture, LLC dba PHX Architecture. Copyright © 2016

ASSUMPTION FELLOWSHIP HALL
8202 E. CACTUS ROAD
SCOTTSDALE, AZ, 85260
67-DR-2015 / 2-24-2016

32065 JAMES M. JONES, JR. Registered Professional Engineer Civil Signed 12-31-18 ARIZONA, U.S.A.
EXPIRES 12-31-2018

REVISIONS:
1 07.22.16 CITY COMMENTS

PROJECT NO: 12101
DATE: 04/14/2016
CONTENTS: FIXTURE CUTSHEETS
SCALE:
DRAWING NUMBER: EP2.3

Kraemer Consulting Engineers, PLLC.
Mechanical and Electrical Engineers
2050 West Whispering Wind Dr., Suite 158
Phoenix, Arizona 85085-2864
(602) 285-1664
(602) 285-1450 - fax
JOB # 15-242

UNDERWATER LIGHTS
SL-33 SERIES

LED READY

TYPE

SPECIFICATIONS

CONSTRUCTION: Cast brass body and cap; 316 Stainless Steel screws; Brass nickel-plated liquid tight straight bushing.
-AB models feature cast brass aiming bracket with large black thumb screws

LENS: High impact clear tempered flat glass

LAMP SUPPLIED: 20w MR16 ULTRA FL(BAB); 10,000 hours average rating (50w max)

LAMP OPTIONS: We recommend 35w MR16 TITAN 18,000 hours average rating or 4w ARROW LED 50,000 average rating

SOCKET: High temperature ceramic GU5.3 bi-pin with 250°C silicone lead wires

WIRING: 15 feet 18/2 SJTOW cord (available up to 50 feet)

MOUNTING: Surface mount aiming bracket on -AB models only

FINISH: Unfinished brass
Optional finishes: Black Acid Treatment (-BAT) & Brass Acid Rust (-BAR)

ORDERING INFORMATION

CATALOG NO.	DESCRIPTION	LAMP SUPPLIED	SHIP WEIGHT
SL-33-ULT	Cast Brass Underwater Light	20w Ultra FL(BAB)	3.0 lbs.
SL-33-AB-ULT	Cast Brass Underwater Light, Aim Bracket	20w Ultra FL(BAB)	5.0 lbs.
SL-33-AC-ULT	Cast Brass Underwater Light, Angle Cap	20w Ultra FL(BAB)	4.0 lbs.
SL-33-ABAC-ULT	Cast Brass Underwater Light, Aim Bracket, Angle Cap	20w Ultra FL(BAB)	5.0 lbs.
-SM	Add to catalog number for side mount cord entry		

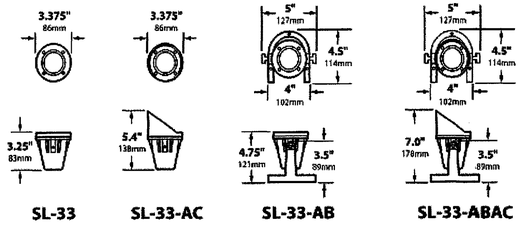

SL-33 SL-33-AC SL-33-AB SL-33-ABAC



SL-33-AB-LED



SL-33-LED



SL-33-ACULT-BAT



SL-33-SMAC-LED



SL-33-ABACULT-BAR



SL-33-ABACLED-BAT

LIGHT DISTRIBUTIONS AND PHOTOMETRICS

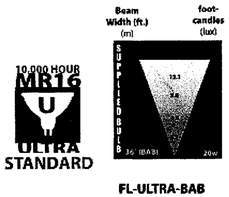

FL-ULTRA-BAB

FL-LED-MR16-BAB

FL-LED-MR16-ESX

UL 676 IP68

ACCESSORIES

FA-11-SL-33-BLUE	Blue Tempered Glass Lens
FA-11-SL-33-GREEN	Green Tempered Glass Lens
FA-11-SL-33-RED	Red Tempered Glass Lens
FA-11-SL-33-AMBER	Amber Tempered Glass Lens
FA-11-SL-33-WTX	White Flashed Opal Tempered Glass Lens
FA-154	Brass Adjustable Aiming Bracket
FA-155-CST	Cast Brass Angle Collar
ADDITIONAL SJTOW CORD	Sold in 5 foot lengths, not to exceed total of 50 feet. Add total number of feet to catalog number.

no color lense

Black Texture (Standard)	Antique Verde	Bronze Texture	Camel	White Texture	Hunter Texture	Rust	Weathered Iron	Weathered Brown	Stucco	Rubbed Verde	Chrome Powder		Acid Rust	Acid Verde	Black Acid Treatment
-BLT	-ATV	-BRT	-CAM	-WTX	-HTX	-RST	-WIR	-WBR	-STU	-RBV	-CPR		-BAR/CAR	-BAV/CAV	-BAT
													BRASS & COPPER ONLY		

SL-33 Cut Sheet 073114

JOB INFORMATION

Type: Date:

Job Name:

Cat. No.:

Lamp(s):

Specifier:

Contractor:

Notes:

FOCUS INDUSTRIES INC.
25301 COMMERCENTRE DRIVE
LAKE FOREST, CA 92630
www.focusindustries.com
sales@focusindustries.com
(949) 830-1350 • FAX (949) 830-3390

FIXTURE TYPE 'W'

SPECIFICATIONS

DESCRIPTION:
MR16 straight sign light with a 24" stem. Suitable for wet/damp/dry location installations.

MATERIAL:
Standard overall material is 6061 aluminum.
HL-706 - Machined Aluminum

FINISH:
AA - Anodized Satin Aluminum
AP - Powder Coat Aluminum
BK - Powder Coat Black
BZ - Powder Coat Bronze
WT - Powder Coat White

HALOGEN LAMPING OPTION:
Lamp Type - 12V halogen MR16 lamp, bi-pin GX5.3 base, 50W max, not included.

LED OPTIONS:
Integral high output LED, warm white (3000K CCT) standard, others available.
3LED - 3W LED
8LED - 8W LED
Optics
SP - Spot, 12°
NF - Narrow Flood, 24°
FL - Flood, 36°

VOLTAGE:
12 - 12 VAC output transformer required, not included.

MOUNTING:
Fixture is equipped with a 4.75" mounting plate and (2) mounting screws.

OPTIONS:
Glare shields
GL-10 - Short Angled, aluminum
GL-11 - Angled, aluminum
GL-13 - Straight, aluminum
Lenses/Louvers/Color Filters
LA-1 - Hexcell Louver (Black)
~~**LA-2** - Prismatic lens~~
LA-3 - Linear spread lens * no color lense or lighting.
LA-4 - Soft focus lens (diffused)
LA-5 - Moonlight lens
~~**LA-6** - Blue lens~~
See fixture accessories for more information.

SAMPLE ORDER SPECIFICATION:
HL-706-AA-12-GL-11-LA-1

RATING:
Wet/damp/dry location.

Intertek

MADE IN THE USA



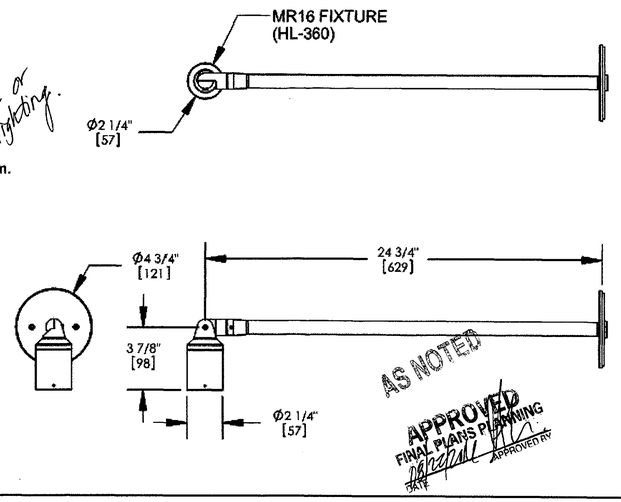

AS NOTED
APPROVED
FINAL PLANS PLANNING
APPROVED BY
DATE

ORDER SPECIFICATION: _____ - _____ - _____ - _____ - _____ - _____
Fixture Finish Lamping Voltage Options/Access.

PROJECT:

APPROVED:

NOTE:

TYPE:

HEVI LITE, INC.
9714 Variel Ave, Chatsworth, CA 91311
Tel., (818) 341-8091 - Fax (818) 998-1986
Web Site http://www.hevilite.com

CATALOG NUMBER:
HL-706

THE INFORMATION CONTAINED IN THIS DRAWING IS THE SOLE PROPERTY OF HEVI LITE, INC. ANY REPRODUCTION IN PART OR WHOLE WITHOUT THE WRITTEN PERMISSION OF HEVI LITE, INC. IS PROHIBITED.

FIXTURE TYPE 'WC'

PHXARCH
PHX ARCHITECTURE
15990 N. GREENWAY-HAYDEN LOOP, SUITE C-100
SCOTTSDALE, AZ 85260
T 480.477.1111
F 480.388.3858
PHXARCH.COM

All reports, drawings, specifications, computer files, field data, notes, other documents and instruments prepared by the Architect as instruments of service shall remain the property of the Architect, Peterson Architecture, LLC dba PHX Architecture. The Architect shall retain all common law, statutory and other reserved rights, including copyright thereto. The use of this drawing shall be restricted to the original site for which it was prepared and publication thereof is expressly limited to such use. Reuse, reproduction or publication by any method is prohibited without written consent from Peterson Architecture, LLC dba PHX Architecture. Copyright © 2016

ASSUMPTION FELLOWSHIP HALL
8202 E. CACTUS ROAD
SCOTTSDALE, AZ, 85260
67-DR-2015 / 2-22N-2016

32065 JAMES M. JONES, JR. Signed 12-31-16 ARIZONA, U.S.A.
EXPIRES 12-31-2018

REVISIONS:
1 07.22.16 CITY COMMENTS

PROJECT NO: 12101
DATE: 04/14/2016
CONTENTS: FIXTURE CUTSHEETS
SCALE:
DRAWING NUMBER: EP2.4

Kraemer Consulting Engineers, PLLC.
Mechanical and Electrical Engineers
2050 West Wilsonera Blvd Dr., Suite 158
Phoenix, Arizona 85085-2864
(602) 285-1644
(602) 285-4450 - fax
JOB # 15-242

TUBE - model: WS-W2605, WS-W2604

LED Wall Mount

WAC LIGHTING
Responsible Lighting®

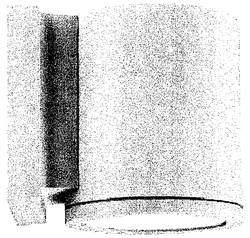

Fixture Type: _____

Catalog Number: _____

Project: _____

Location: _____

PRODUCT DESCRIPTION

A simple sconce with endless possibilities. This cylindrical wall luminaire delivers powerful lumen output, either upwards or downwards, or a combination of both, depending on the configuration and application. Built to last with die cast aluminum construction and designed with no visible hardware, this low profile highly versatile Tube is perfect for your exterior and interior lighting needs. Five handsome architectural finishes will complement nearly any décor.

FEATURES

- Energy Star® rated
- CEC Title 24 Compliant
- IP65 Rated, ETL & cETL Wet Location Listed
- Mounts up or down
- Die-Cast Aluminum Construction
- Universal Voltage Input (120V - 277V)
- Dimming: ELV (120V) or 0-10V

SPECIFICATIONS

Construction: Aluminum with etched glass.
Power: Integral driver in luminaire. 120V - 277V input.
Light Source: High output LED
Mounting: Mounts directly to junction box
Dimming: 0-10V Dimming: 100%-10%
ELV Dimming: 100%-15% (120V only)
Finish: Brushed Aluminum (AL), Black (BK), Bronze (BZ), Graphite (GH), White (WT)
Color Temp: 3000K
CRI: 90
Rated Life: 70,000 hours
Standards: Energy Star® rated, IP65 Rated, ETL & cETL Wet Location Listed, CEC Title 24 Compliant, Dark Sky Friendly.

			Beam	Photometry	Voltage	Watt	Lumens	Finish
Single Light	4¼" 1⅜" 5"	**WS-W2605** *Dark Sky Friendly Energy Star®*	33°		120V	16W	800	
Double Light	4⅛" 1⅜" 6½"	**WS-W2604**	33°		120V - 277V	30W	1750	

AL *Brushed Aluminum*
BK *Black*
BZ *Bronze*
GH *Graphite*
WT *White*

____ - ____

Example: **WS-W2604-BZ**

waclighting.com
Phone (800) 526.2588
Fax (800) 526.2585

Headquarters/Eastern Distribution Center
44 Harbor Park Drive
Port Washington, NY 11050

Central Distribution Center
1600 Distribution Ct
Lithia Springs, GA 30122

Western Distribution Center
1750 Archibald Avenue
Ontario, CA 91760

WAC Lighting retains the right to modify the design of our products at any time as part of the company's continuous improvement program. FEB 2015

FIXTURE TYPE 'H'

RGB+White Outdoor

RGB+W series Weatherproof LED Flexible Light Strip

Part Number: WFLS-RGBWX3-WHT

Features

- Features 5050SMD high powered LEDs delivering up to 4,350 lumens
- Weatherproof IP65, 12 VDC operating voltage
- Available in 1 meter or 5 meter strip length
- LED Light Strip features adhesive backing & cuttable 3-LED segments for easy installation
- 180° optics improve visibility with wider area illumination
- Applications include back lighting, task lighting, cove lighting, retail, sign illumination, under cabinet, display case, accent decor, and automotive accents

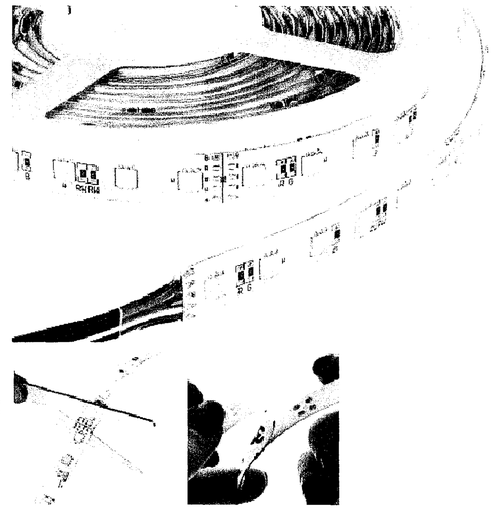

Standards and Certifications

5 YEAR WARRANTY

Accessories



Remote Dimmers & Switches



Strip Interconnects



Mounting Hardware & Extrusions



Power Supplies

General Product Specifications

Beam Angle	180 Degree	Type	Flexible Light Strip Kit
LED Type	5050 SMD	Color Temperature	~~5000K~~ max 4,000K, shall be directed downward
Voltage	11~14.8 VDC	Color	Natural White / RGB
LEDs Per Segment	6	Current Draw	290mA
Lumens (Max)	4350	Life Span	≥30,000 Hrs
Water Resistance	Weatherproof IP65	Strip Width	14mm
Polarized	Yes	Strip Finish	White
Wire Length	18 inch	Strip Length	1 meter / 5 meter

AS NOTED

APPROVED FINAL PLANS PLANNING
DATE
APPROVED BY

REV 4.21.2014

superbrightleds.com
LED Lighting For Everything

4400 Earth City Expy, St. Louis, MO 63045 • 866-590-3533 • superbrightleds.com

FIXTURE TYPE 'HR'

PHXARCH
PHX ARCHITECTURE
15990 N. GREENWAY-HAYDEN LOOP, SUITE C-100
SCOTTSDALE, AZ 85260
T 480.477.1111
F 480.388.3858
PHXARCH.COM

All reports, drawings, specifications, computer files, field data, notes, other documents and instruments prepared by the Architect as instruments of service shall remain the property of the Architect, Peterson Architecture, LLC dba PHX Architecture. The Architect shall retain all common law, statutory and other reserved rights, including copyright thereto. The use of this drawing shall be restricted to the original site for which it was prepared and publication thereof is expressly limited to such use. Reuse, reproduction or publication by any method is prohibited without written consent from Peterson Architecture, LLC dba PHX Architecture. Copyright © 2016

ASSUMPTION FELLOWSHIP HALL
8202 E. CACTUS ROAD
SCOTTSDALE, AZ, 85260
67-DR-2015 / 2-ZN-2016

REGISTERED PROFESSIONAL ENGINEER
32065
JAMES M. JONES, JR.
Date Signed 12-31-18
ARIZONA, U.S.A.
EXPIRES 12-31-2018

REVISIONS:
1 07.22.16 CITY COMMENTS

PROJECT NO: 12101
DATE: 04/14/2016
CONTENTS: FIXTURE CUTSHEETS
SCALE:
DRAWING NUMBER: EP2.5

Kraemer Consulting Engineers, PLLC.
Mechanical and Electrical Engineers
2050 West Whispering Wind Dr., Suite 158
Phoenix, Arizona 85085-2864
(602) 285-1664
(602) 285-1450 - fax
Job # 15-242

gotham®

Luminaire Type:
Catalog Number (autopopulated):



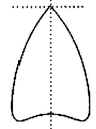

Gotham Architectural Downlighting
LED Downlights

6" Evo®
Downlight

Solid-State Lighting

PROGRESS Report 2011

ENERGY STAR

FEATURES

OPTICAL SYSTEM
- Self-flanged or flangeless semi-specular, matte-diffuse or specular finishing trim
- Patented Bounding Ray™ optical design (U.S. Patent No. 5,800,050)
- 45° cutoff to source and source image
- Top-down flash characteristic
- Polycarbonate lens integral to light engine

MECHANICAL SYSTEM
- 16-gauge galvanized steel construction; maximum 1-1/2" ceiling thickness
- Telescopic mounting bars maximum of 32" and minimum of 15", preinstalled, 4" vertical adjustment
- Toolless adjustments post installation
- Junction box capacity: 8 (4 in, 4 out) 12AWG rated for 90°C
- Light engine and driver accessible through aperture
- Injection molded mud ring includedwith flangeless trims. Ships separately. Installs independently of the mounting frame to reduce cracks in plaster due to vibration.

ELECTRICAL SYSTEM
- Fully serviceable and upgradeable lensed LED light engine
- 70% lumen maintenance at 60,000 hours
- Tested according to LM-79 and LM-80 standards
- Overload and short circuit protected
- 2.5 SDCM; 85 CRI typical, 90+ CRI optional

LISTINGS
- Fixtures are CSA certified to meet US and Canadian standards; wet location, covered ceiling

WARRANTY
- 5-year limited warranty. Complete warranty terms located at: www.acuitybrands.com/CustomerResources/Terms_and_conditions.aspx

Note: Actual performance may differ as a result of end user environment and application. All values are design or typical values, measured under laboratory conditions at 25 °C.

ORDERING INFORMATION

EXAMPLE: EVO 35/10 6AR MWD LSS MVOLT EZ1

Series	Color temperature	Nominal lumen values	Aperture/Trim color	Trim Style	Distribution	Finish	Voltage
EVO	**27/** 2700 K **30/** 3000 K **35/** 3500 K **40/** 4000 K MAX	**10** 1000 lumens **15** 1500 lumens **20** 2000 lumens **25** 2500 lumens **30** 3000 lumens **35** 3500 lumens **40** 4000 lumens MAX ~~**45** 4500 lumens~~	**6AR** Clear **6PR** Pewter **6WTR** Wheat **6GR** Gold **6WR**[1] White **6BR**[1] Black **6WRAMF**[1] White anti-microbial	(blank) Self-flanged **FL** Flangeless	**MD** Medium (0.9 s/mh) **MWD** Medium wide (1.0 s/mh) **WD** Wide (1.2 s/mh)	**LSS** Semi-specular **LD** Matte-diffuse **LS** Specular * DARK BRONZE OR BLACK	**MVOLT** **120** **277** **347**[2]

Driver[3]		Options			
EZ10	eldoLED ECOdrive 0-10v dimming driver. Minimum dimming level 10%	**SF**	Single fuse. Specify 120V or 277V.	**BGTD**	Bodine generator transfer device. Specify 120V or 277V.
EZ1	eldoLED ECOdrive 0-10V dimming driver. Minimum dimming level 1%	**TRW**[6]	White painted flange	**CRI90**	High CRI (90+)
EZB	eldoLED SOLOdrive 0-10V dimming driver. Minimum dimming level <1%.	**TRBL**[7]	Black painted flange	**CP**[10]	Chicago plenum. Specify 120V or 277V.
EDAB	eldoLED SOLOdrive DALI dimming driver. Minimum dimming level <1%.	**EL**[8]	Emergency battery pack with integral test switch	**RRL__**	RELOC®-ready luminaire connectors enable a simple and consistent factory installed option across all ABL luminaire brands. Refer to RRL for complete nomenclature.
EDXB	eldoLED POWERdrive DMX with RDM (remote device management). Minimum dimming level <1%. Includes termination resistor. Refer to DMXR Manual.	**ELR**[8]	Emergency battery pack with remote test switch		
EXA1	XPoint Wireless, eldoLED ECOdrive 1% dimming, 0-10V. Refer to XPoint tech sheet.	**NPS80EZ**[5]	nLight® dimming pack controls 0-10V eldoLED drivers.		
EXAB	XPoint Wireless, eldoLED SOLOdrive <1% dimming, 0-10V. Refer to XPoint tech sheet.	**NPS80EZER**[5,9]	nLight® dimming pack controls 0-10V eldoLED drivers. ER controls fixtures on emergency circuit.		
ECOS2[4,5]	Lutron® Hi-Lume® 2-wire forward-phase dimming driver. Minimum dimming level 1%. Minimum lumen 1000/Maximum lumen 3000.				
ECOS3[4,5]	Lutron® Hi-Lume® 3-wire or EcoSystem® dimming driver. Minimum dimming level 1%. Minimum lumen 1000/Maximum lumen 4500.				

AS NOTED
APPROVED
FINAL PLANS PLANNING
DATE
APPROVED BY

GOTHAM ARCHITECTURAL DOWNLIGHTING I 1400 Lester Road Conyers GA 30012 I P 800.315.4982 I gothamlighting.com
© 2010-2016 Acuity Brands Lighting, Inc. All Rights Reserved. Rev. 03/17/16. Specifications subject to change without notice.

gotham®

FIXTURE TYPE 'B1'

PHXARCH
PHX ARCHITECTURE
15990 N. GREENWAY-HAYDEN LOOP, SUITE C-100
SCOTTSDALE, AZ 85260
T 480.477.1111
F 480.388.3858
PHXARCH.COM

All reports, drawings, specifications, computer files, field data, notes, other documents and instruments prepared by the Architect as instruments of service shall remain the property of the Architect, Peterson Architecture, LLC dba PHX Architecture. The Architect shall retain all common law, statutory and other reserved rights, including copyright thereto. The use of this drawing shall be restricted to the original site for which it was prepared and publication thereof is expressly limited to such use. Reuse, reproduction or publication by any method is prohibited without written consent from Peterson Architecture, LLC dba PHX Architecture. Copyright © 2016

ASSUMPTION FELLOWSHIP HALL
8202 E. CACTUS ROAD
SCOTTSDALE, AZ, 85260
67-DR-2015 / 2-ZN-2016

32065 JAMES M. JONES, JR.
Date Signed 12-31-2017
ARIZONA, U.S.A.
EXPIRES 12-31-2018

REVISIONS:
1 07.22.16 CITY COMMENTS

PROJECT NO: 12101
DATE: 04/14/2016
CONTENTS: FIXTURE CUTSHEETS
SCALE:
DRAWING NUMBER: EP2.6

Kraemer Consulting Engineers, PLLC.
Mechanical and Electrical Engineers
2050 West Whispering Wind Dr., Suite 158
Phoenix, Arizona 85085-2864
(602) 282-1661
(602) 285-4450 - fax
JOB # 15-242

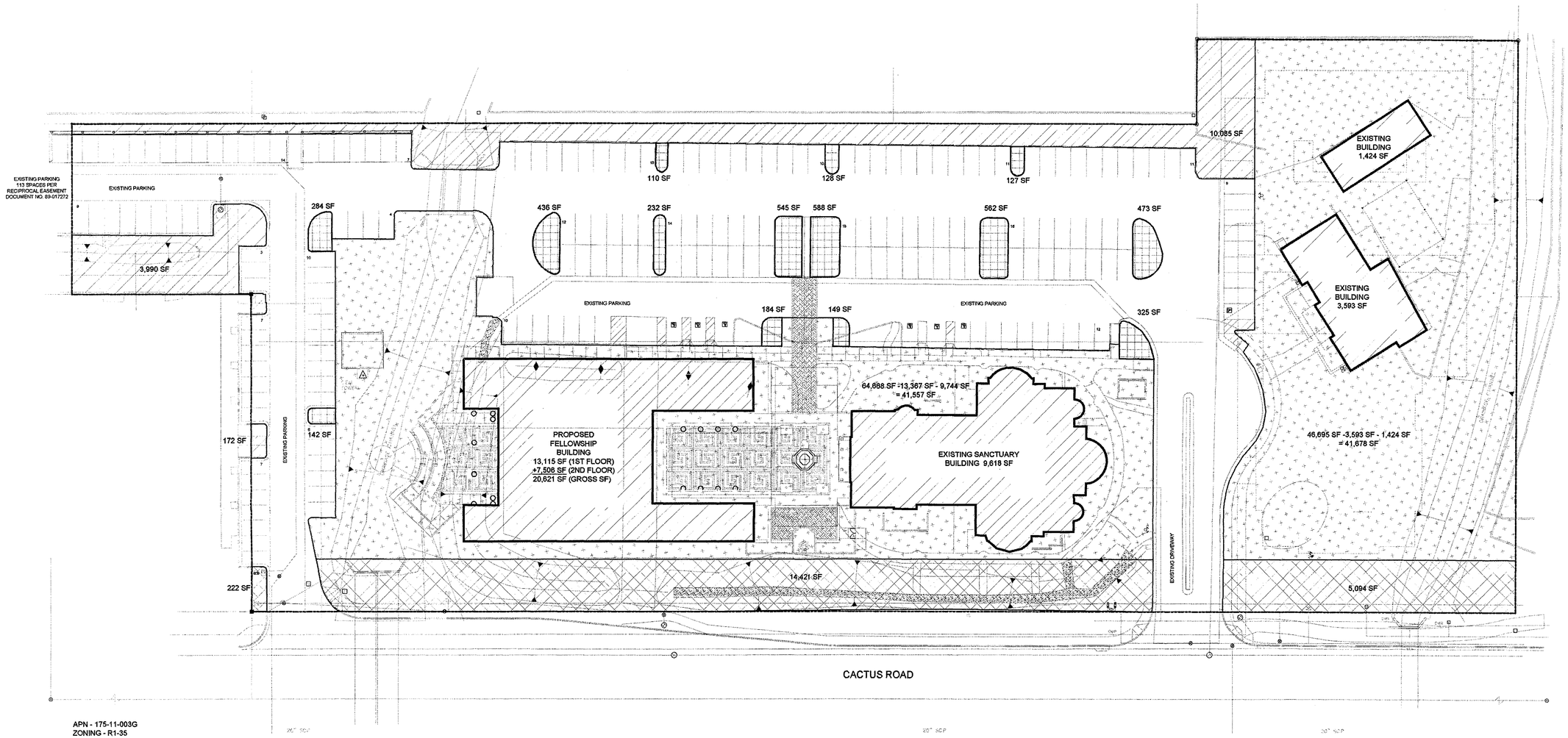

APN - 175-11-003G
ZONING - R1-35

OPEN SPACE REQUIRED: 0.24 MULTIPLIED BY NET LOT AREA

0.24 (OPEN SPACE REQ)
x 224,182 (TOTAL SITE SF)
53,804 SF

MULTIPLY 0.004 BY NET LOT AREA FOR EACH FOOT OVER BUILDING HEIGHT OVER 20'

224,182 SF (NET LOT AREA)
x 0.004
896.7

896.7 SF (PER FT)
x 10 FT (ABOVE 20')
8,967 SF

53,804 SF
+ 8,967 SF
62,771 SF (O.S REQUIRED)

TOTAL OPEN SPACE PROVIDED
19,737 SF
82,870 SF
14,274 SF
+ 4,285 SF
121,166 SF (O.S. PROVIDED)

*4,285 SF PROVIDED OF INTERIOR ISLAND SF INCLUDED IN 121,166 SF OF TOTAL OPEN SPACE CALCULATION PROVIDED 1

FLOOR AREA RATIO (FAR): 0.20 OF NET SF
224,182 SF
x 0.20
44,836 SF (REQUIRED)

TOTAL GROSS SQUARE FOOTAGE
20,621 SF (NEW)
9,618 SF (EXISTING)
3,593 SF (EXISTING)
+ 1,424 SF (EXISITNG)
35,256 SF (PROVIDED)

PARKING LOT LANDSCAPING REQUIREMENTS
PARKING LOT AREA x 15%
75,105 SF
x 0.15
11,266 SF (REQUIRED) 1

INTERIOR ISLAND: PARKING LOT AREA x 1/3 (.3)
11,266 SF
x 0.3
3,380 SF (REQUIRED)

PARKING LOT AREA TOTAL:
11,266 SF
+ 3,380 SF
14,646 SF (REQUIRED)
13,190 + 4,285 = 17,475 SF (PROVIDED)

PARKING REQUIRED - 304 SPACES
RECIPROCAL EASEMENT ADDITION - 113 SPACES
TOTAL PROVIDED ON SITE:
177 SPACES
14 SP. ON THE WEST
+7 HANDICAP SPACES
198 SP. ON SITE PROV.

113 SPACES + 198 = 311 SPACES PROVIDED

*ZONING CASE 26-ZN-88 REQUIRES 304 SPACES ON ENTIRE COMBINED 11.4 ACRE PARCEL
**A RECIPROCAL EASEMENT FOR ENGRESS, INGRESS IN PARKING PER DOC. 89-017272

DENOTES FRONT OPEN SPACE - 19,737 SF (PROVIDED)

DENOTES OPEN SPACE OTHER THAN FRONTAL OPEN SPACE - 80,753 SF (PROVIDED)

DENOTES PARKING LOT LANDSCAPING - 16,391 SF (PROVIDED)

DENOTES INTERIOR ISLANDS LANDSCAPING - 4,285 SF (PROVIDED) 1

APPROVED
FINAL PLANS PLANNING
APPROVED BY

PHX ARCHITECTURE
LIVING • ARCHITECTURE
15990 N. GREENWAY-HAYDEN LOOP,
SUITE C-100
SCOTTSDALE, AZ 85260
T 480.477.1111
F 480.388.3858
PHXARCH.COM

All reports, drawings, specifications, computer files, field data, notes, other documents and instruments prepared by the Architect as instruments of service shall remain the property of the Architect, Peterson Architecture, LLC dba PHX Architecture. The Architect shall retain all common law, statutory and other reserved rights, including copyright thereto. The use of this drawing shall be restricted to the original site for which it was prepared and publication thereof is expressly limited to such use. Reuse, reproduction or publication by any method is prohibited without written consent from Peterson Architecture, LLC dba PHX Architecture. Copyright © 2016

ASSUMPTION FELLOWSHIP HALL

8202 E. CACTUS ROAD
SCOTTSDALE, AZ 85260

67-DR-2015 / 2-ZN-2016

REGISTERED ARCHITECT
CERTIFICATE NO.
47825
RONALD E.
SKOOG
Date Signed 3-22-16
ARIZONA U.S.A.
Expires 3-31-2017

REVISIONS:
1 07.22.16 1st City Comments

PROJECT NO: 12101
DATE: 06/14/2016
CONTENTS: OPEN SPACE PLAN
SCALE:
DRAWING NUMBER: G004