Full Size
8.5 x 11
11 x 17
(site plan, landscape, elevations)

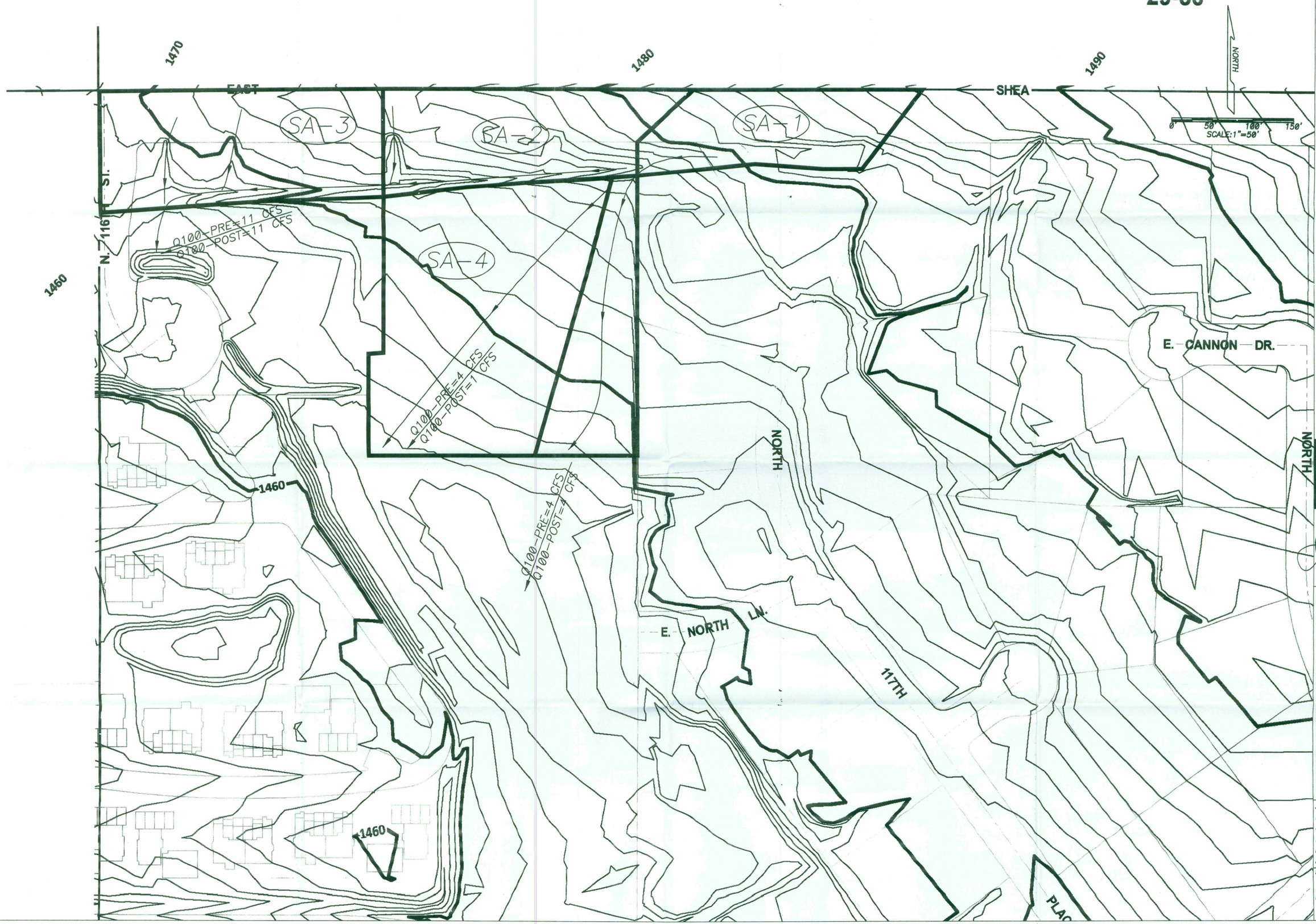

STORAGE AT SHEA

EXISTING TRIBUTARY MAP

1981 - 2016 35 YEARS OF EXCELLENCE ERIE & ASSOCIATES

Registered Professional Engineer (Civil) CERTIFICATE NO. 24674 LEONARD J. ERIE STATE OF ARIZONA U.S.A. EXP. 09/30/17

ERIE & ASSOCIATES, INC.
3120 N. 24th ST.
PHOENIX, ARIZONA 85016
(602) 954-0399

JOB NO. 2259.01
DATE: 02/14/2018
SCALE: 1"=50'
DRAWN: J.A.L.
DESIGN: L.J.E.
CHECKED: L.J.E.
SHEET NO.

PLATE 3

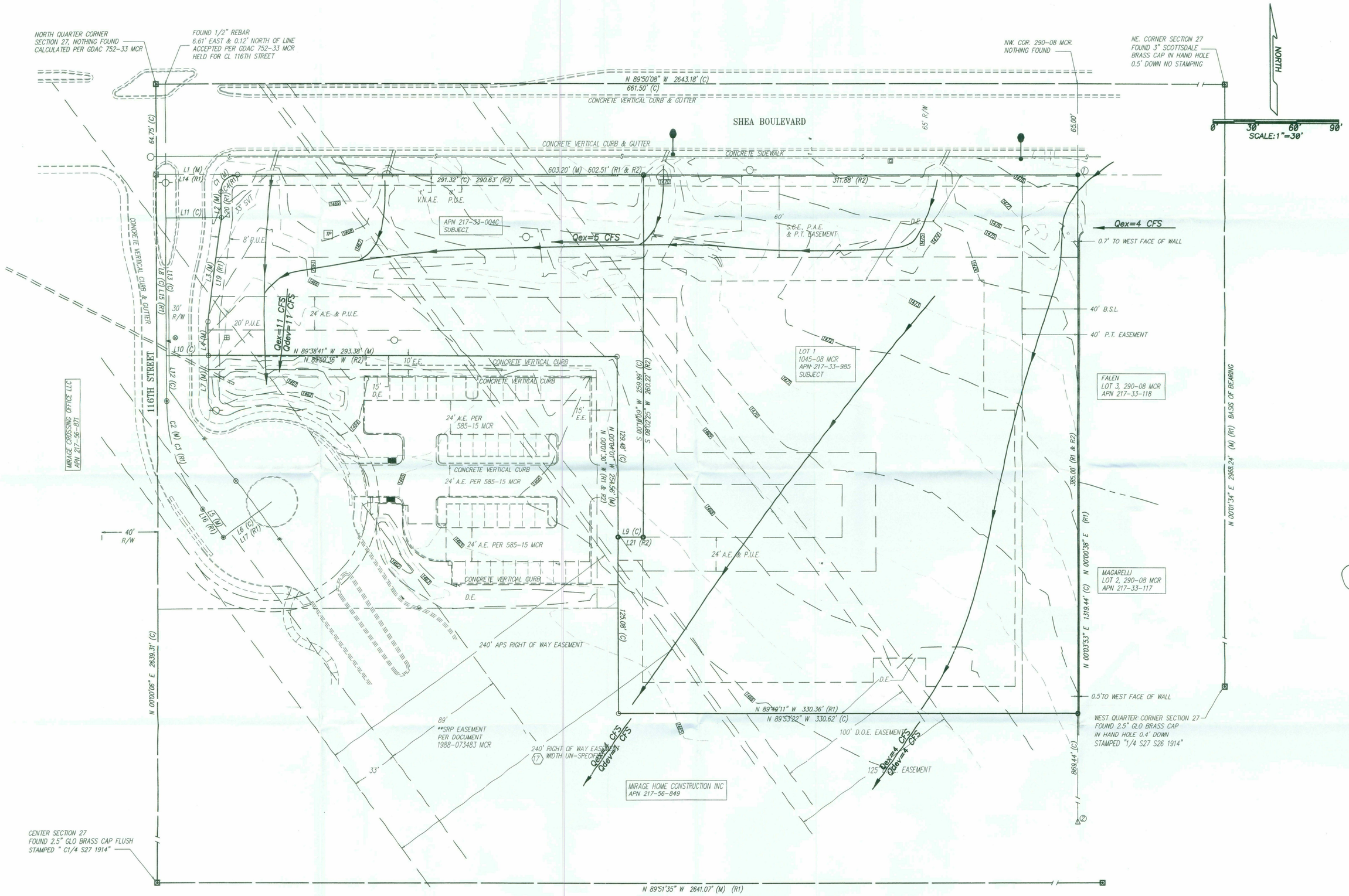

STORAGE AT SHEA

PRE DEVELOPMENT DRAINAGE SITEPLAN

1981-2016 35 YEARS OF EXCELLENCE ERIE & ASSOCIATES

Registered Professional Engineer (Civil) CERTIFICATE NO. 32574 LEONARD J. ERIE Date Signed 02/14/18 ARIZONA U.S.A. EXP. 09/30/17

ERIE & ASSOCIATES, INC.
3120 N. 24th ST.
PHOENIX, ARIZONA 85016
(602) 954-5388

JOB NO.	2259.01
DATE:	02/14/2018
SCALE:	1"=30'
DRAWN:	J.A.L.
DESIGN:	L.J.E.
CHECKED:	L.J.E.
SHEET NO.	

PLATE 4

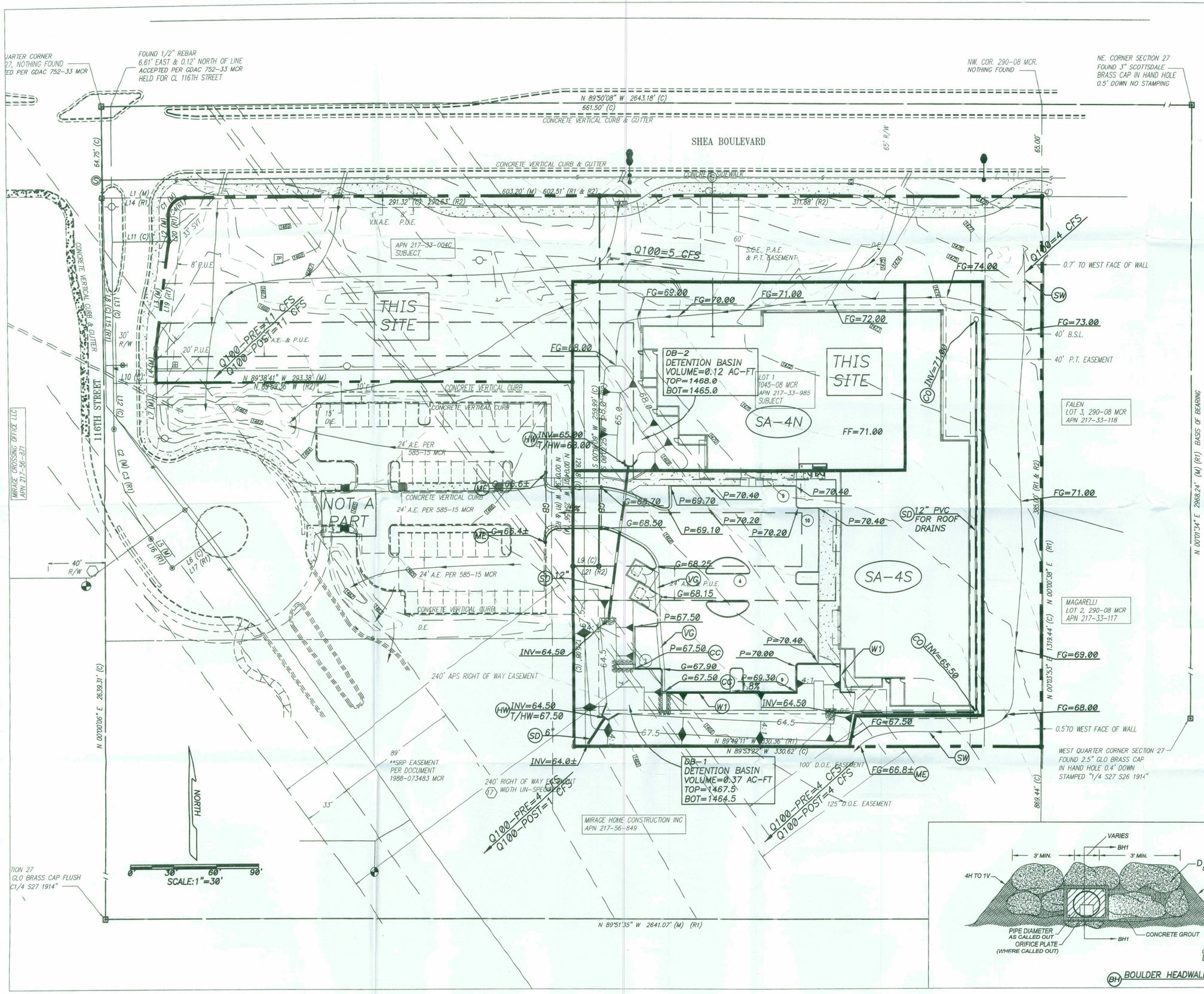

CONSTRUCTION NOTES

- (ME) MATCH EXISTING GRADE
- (WT) CONSTRUCT RETAINING WALL
- (CC) CONSTRUCT CURBCUT AND DOWNDRAIN PER DETAIL THIS SHEET
- (VG) CONSTRUCT VALLEY GUTTER
- (SW) CONSTRUCT SWALE PER DETAIL THIS SHEET
- (HW) CONSTRUCT BOULDER HEADWALL PER DETAIL THIS SHEET
- (SD) CONSTRUCT 12" CMP STORM DRAIN OR AS CALLED OUT
- (CO) CONSTRUCT STORM DRAIN CLEANOUT

PROPERTY LINE

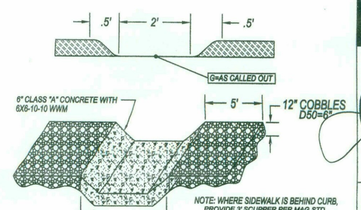

(CC) CURB CUT WITH DOWN DRAIN

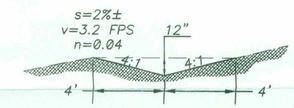

(SW) TYPICAL EAST SWALE SECTION
SCALE: 1"=4'

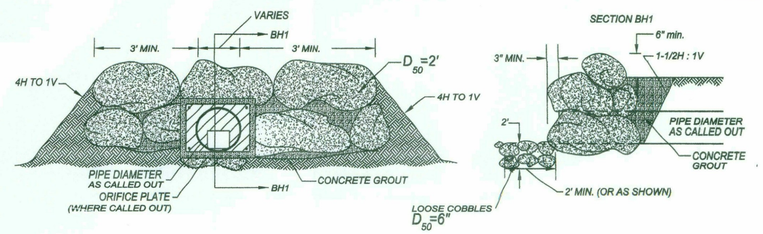

(BH) BOULDER HEADWALL DETAIL

STORAGE AT SHEA

MASTER DRAINAGE PLAN/POST DEVELOPMENT DRAINAGE SITEPLAN

1996 - 2016 35 YEARS OF EXCELLENCE ERIE & ASSOCIATES

REGISTERED PROFESSIONAL ENGINEER (CIVIL) 13274 LEONARD J. ERIE, JR. ARIZONA, U.S.A. EXP. 09/30/20

ERIE & ASSOCIATES, INC.
3120 N. 24th ST.
PHOENIX, ARIZONA 85016
(602) 956-6089

JOB NO.	2259.01
DATE:	2/14/2018
SCALE:	1"=30'
DRAWN:	J.A.L.
DESIGN:	L.J.E.
CHECKED:	L.J.E.
SHEET NO.	

PLATE 5

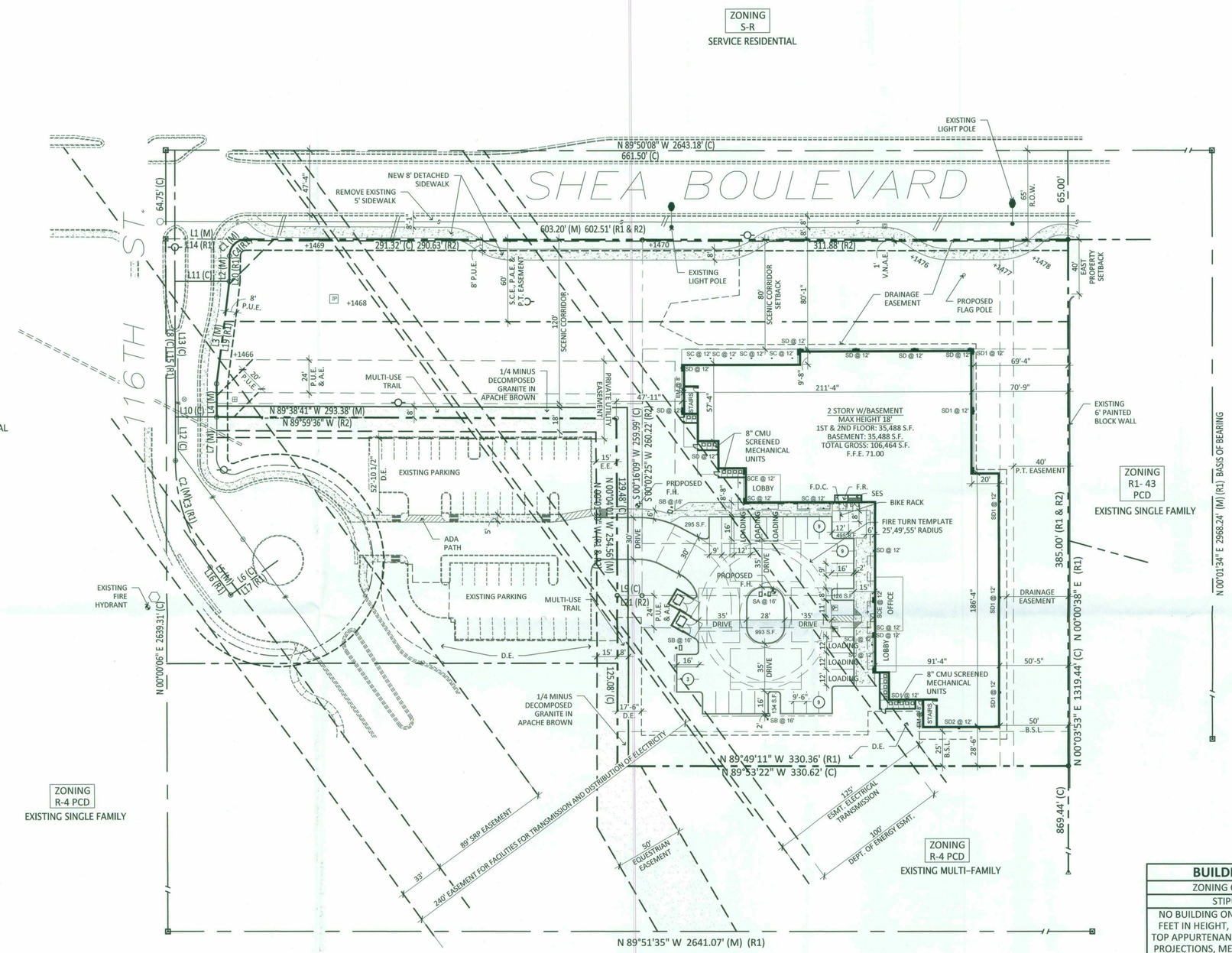

SITE PLAN

SCALE: 1" = 40'-0"

PROJECT DIRECTORY

DEVELOPER:
THE BELL GROUP, LLC
18061 N. 99TH STREET
SCOTTSDALE, ARIZONA 85255
CONTACT: GEORGE H. BELL
PHONE: (480) 538-5474
E-MAIL: ghbell@landrd.com

ARCHITECT:
ROBERT KUBICEK ARCHITECTS & ASSOCIATES
2233 EAST THOMAS ROAD
PHOENIX, ARIZONA 85016
CONTACT: ROBERT KUBICEK / EDGAR FELIX
PHONE: (602) 955-3900
FAX: (602) 955-0496
E-MAIL: rkubicek@rkaa.com / efelix@rkaa.com

SITE DATA

EXISTING ZONING:	C-1
GROSS SITE AREA:	4.60 ACRES (200,492 S.F.)
NET SITE AREA:	3.78 ACRES (165,030 S.F.)
PROPOSED USE:	INTERNALIZED COMMUNITY STORAGE
MAX BUILDING HEIGHT:	18 FEET
IN ACCORDANCE WITH ZONING STIPULATION #2 (9-ZN-2017)	
BUILDING AREA (2-STORY W/BSMT.):	106,464 S.F.
SITE COVERAGE:	22%
FAR (0.8 MAX):	132,024 S.F. ALLOWED 70,976 S.F. PROVIDED
OPEN SPACE/LANDSCAPE:	(104,935 S.F.) 64%
PARKING LOT LANDSCAPE (15%):	2,043 S.F. PROVIDED (25%)

30 PARKING STALLS: 30 X 270 S.F. = 8,100 S.F.
8,100 S.F. X 0.15 = 1,215 S.F. REQUIRED

TOTAL PARKING REQUIRED:	29 SPACES

STORAGE (70,976 S.F.)
INTERNALIZED COMMUNITY STORAGE @ 1/2500 = 29 SPACES
ZONING ORDINANCE GROSS FLOOR AREA DOES NOT INCLUDE:
BASEMENT SPACE USED FOR UNOCCUPIED STORAGE

TOTAL PARKING PROVIDED:	30 SPACES
ACCESSIBLE SPACES REQUIRED:	2 SPACES
ACCESSIBLE SPACES PROVIDED:	2 SPACES
BICYCLE PARKING REQUIRED (1/10):	3 SPACES
BICYCLE PARKING PROVIDED:	3 SPACES

SITE NOTES

1. ASSOCIATED ZONING CASE NUMBER: 9-ZN-2017
2. MECHANICAL EQUIPMENT LOCATED ON THE GROUND AND SCREENED, SEE SITE DETAIL SHEETS FOR SCREEN WALL
3. FIRE LANE SURFACES SHALL BE DESIGNED FOR ALL WEATHER USE AND WILL SUPPORT 83,000 lb GVW, IN ACCORDANCE WITH THE DESIGN STANDARDS & POLICIES MANUAL, SECTION 2-1.802 (3)
4. TRASH ENCLOSURES @ 1/20,000 S.F. = 5 ENCLOSURES
   - 1. TRASH ENCLOSURES ARE ONLY USED BY EMPLOYEES AND LOCKED FROM CUSTOMER USE. 77,425 S.F. OF 106,464 S.F. IS LEASEABLE SPACE.
   - 2. 106,464 S.F. - 77,425 S.F. = 29,039 S.F. = 2 ENCLOSURES

BUILDING HEIGHT
ZONING CASE: 9-ZN-2017
STIPULATION #2
NO BUILDING ON SITE SHALL EXCEED (18) FEET IN HEIGHT, INCLUSIVE OF ALL ROOF TOP APPURTENANCES AND ARCHITECTURAL PROJECTIONS, MEASURED AS PROVIDED IN THE APPLICABLE SECTION OF THE ZONING ORDINANCE.
ARTICLE III - DEFINITIONS SEC. 3.100 - GENERAL *BUILDING HEIGHT,* IS THE VERTICAL DISTANCE MEASURED FROM A POINT OF REFERENCE ELEVATION ESTABLISHED 12 INCHES ABOVE THE AVERAGE ELEVATION AT THE TOP OF THE CURB OF THE STREET ADJACENT TO THE PROPERTY.
CURB ELEVATIONS 1478-1469 = (9) / 2 = 4.5 1478-4.5 = 1473.5+1 = 1474.5 1469+4.5 = 1473.5+1 = 1474.5 (1475) CURB AVG. 1475 + 18' HEIGHT = 1493 BUILDING F.F.E. = 1471 + 22' HEIGHT = 1493

50-DR-2017
STIPULATION SET
RETAIN FOR RECORDS
APPROVED
DATE 5/3/18 INITIALS

vicinity map
scale: n.t.s.

50-DR-2017
02/28/18

STORAGE AT SHEA (CONCEPTUAL)

SEC 116TH STREET AND SHEA BOULEVARD
SCOTTSDALE,AZ
DATE: 02-27-2018 (PRELIMINARY NOT FOR CONSTRUCTION)

© 2017 RKAA ARCHITECTS, INC. ALL RIGHTS RESERVED. THIS DRAWING IS AN INSTRUMENT OF SERVICE. IT IS THE PROPERTY OF RKAA ARCHITECTS, INC. AND MAY NOT BE DUPLICATED, USED OR DISCLOSED WITHOUT WRITTEN PERMISSION OF THE ARCHITECT.

SP-1

RKAA# 17120.50

RKAA ARCHITECTS, INC

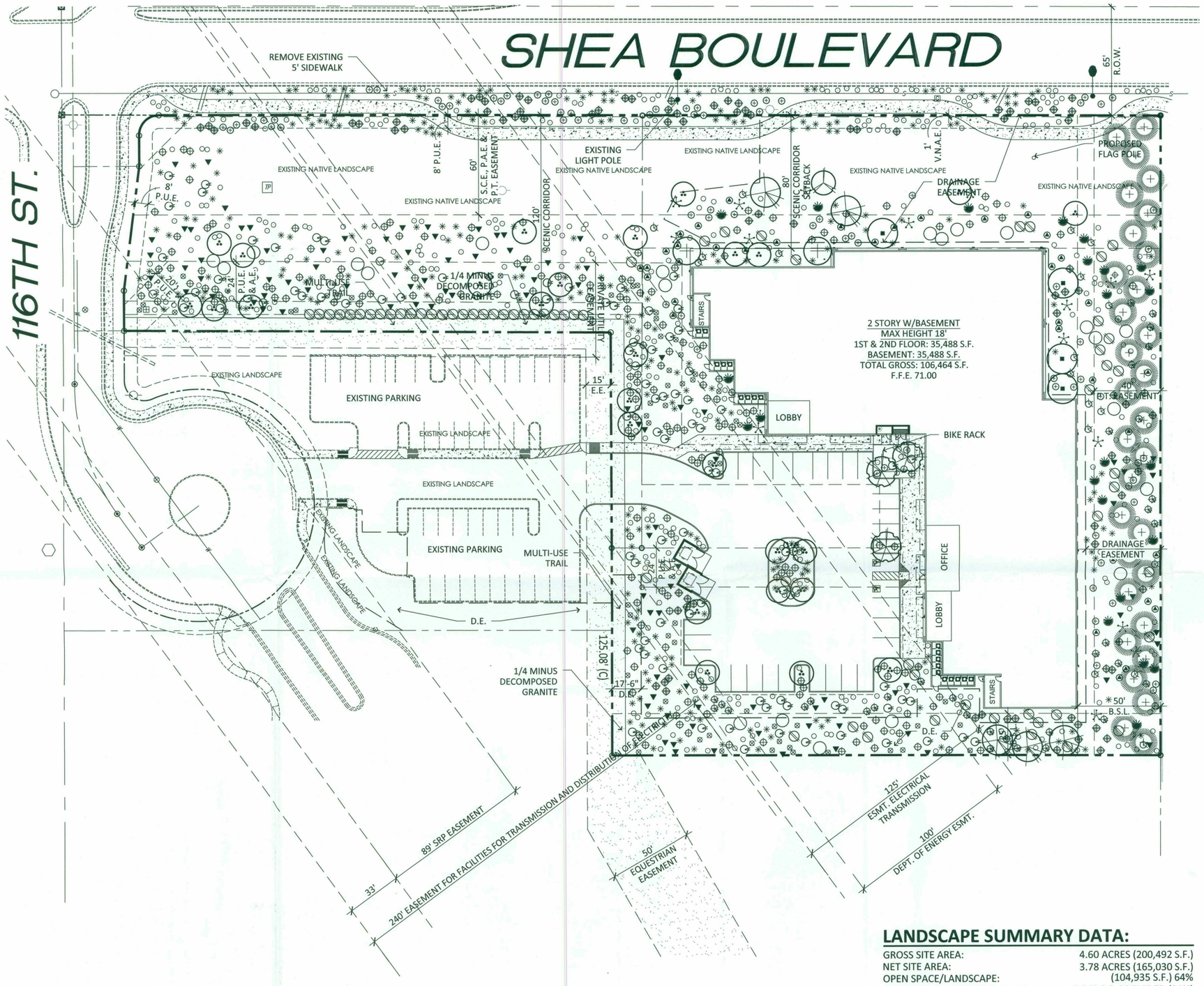

LANDSCAPE LEGEND

- CERCIDIUM PRAECOX SONORAN PALO VERDE 24" BOX (MATCHING) (3)
- ACACIA STENOPHYLLA SHOESTRING ACACIA 24" BOX (2)
- ACACIA SALICINA WILLOW ACACIA 24" BOX 2" CALIPER (31)

W.A.P.A. APPROVED TREE

- CAESALPINIA MEXICANA MEXICAN BIRD OF PARADISE 1.5" CALIPER (TREE FORM) (27)
- PARKINSONIA FLORIDA BLUE PALO VERDE 24" BOX (MATCHING) (4)
- OLNEYA TESOTA IRONWOOD 24" BOX (1)
- PROSOPIS VELUTINA NATIVE MESQUITE 24" BOX (5)
- LARREA TRIDENTATA CREOSOTE 15 GALLON (16)
- DASYLIRION WHEELERII DESERT SPOON 5 GALLON (91)
- MUHLENBERGIA RIGENS DEER GRASS 5 GALLON (79)
- LEUCOPHYLLUM FRUTESCENS 'GREEN CLOUD' 5 GALLON (32)
- RUELLIA PENINSULARIS BAJA RUELLIA 5 GALLON (18)
- ENCELIA FARINOSA BRITTLE BUSH 1 GALLON (96)
- DODONEA VISCOSA HOP BUSH 5 GALLON (65)
- CELTIS PALLIDA DESERT HACKBERRY 5 GALLON (22)
- NOLINA MICROCARPA BEAR GRASS 5 GALLON (23)
- SIMMONSIA CHINENSIS JOJOBA 5 GALLON (37)
- EUPHORBIA RIGIDA GOPLER PLANT 1 GALLON (179)
- AMBROSIA DELTOIDEA BURR SAGE 1 GALLON (231)
- ERICAMERIA LARCIFOLIA TERPENTINE BUSH 1 GALLON (138)
- BAILEYA MULTIRADIATA DESERT MARIGOLD 1 GALLON (269)
- SPHAERALCEA AMBIGUA DESERT GLOBE MALLOW 1 GALLON (104)
- MELAMPODIUM LEUCANTHUM BLACKFOOT DAISY 1 GALLON (61)

1/4" MINUS MADISON GOLD DECOMPOSED GRANITE 2" DEPTH IN ALL LANDSCAPE AREAS

TRAIL TO BE 1/4" MINUS APACHE BROWN (CONTRASTING COLOR)

LANDSCAPE SUMMARY DATA:

GROSS SITE AREA:	4.60 ACRES (200,492 S.F.)
NET SITE AREA:	3.78 ACRES (165,030 S.F.)
OPEN SPACE/LANDSCAPE:	(104,935 S.F.) 64%
PARKING LOT LANDSCAPE (15%):	2,043 S.F. PROVIDED (24%)
OFF-SITE LANDSCAPE:	7,161 S.F.

50-DR-2017
STIPULATION SET
RETAIN FOR RECORDS
APPROVED
5/3/18 DATE
INITIALS

50-DR-2017
02/28/18

T.J. McQUEEN & ASSOCIATES, INC.
LANDSCAPE ARCHITECTURE
URBAN DESIGN
SITE PLANNING
8433 East Cholla St., Suite 101
Scottsdale, Arizona 85260
P. (602) 265-0320 F. (602) 266-6619
EMAIL: timmcqueen@tjmla.net

TJ&M ASSOCIATES

REGISTERED LANDSCAPE ARCHITECT 27166 TIMOTHY J. McQUEEN Not Signed ARIZONA U.S.A. EXPIRES 06/30/2020 02.27.18

T.J. McQUEEN & ASSOC., INC. LANDSCAPE ARCHITECTURE (TJM LA) EXPRESSLY RESERVES ITS COMMON LAW COPYRIGHT & OTHER PROPERTY RIGHTS IN THESE PLANS. THESE PLANS ARE NOT TO BE REPRODUCED, CHANGED OR COPIED IN ANY FORM OR MANNER WHATSOEVER, NOR ARE THEY TO BE ASSIGNED TO ANY THIRD PARTY WITHOUT FIRST OBTAINING THE EXPRESSED WRITTEN PERMISSION & CONSENT FROM T.M.L.A.

LANDSCAPE PLAN

SCALE: 1" = 30'-0"

0' 15' 30' 60'

NORTH

NEW SELF STORAGE

SEC 116TH STREET AND SHEA BOULEVARD
SCOTTSDALE,AZ
DATE: 02.27.18 (PRELIMINARY)

© 2017 RKAA ARCHITECTS, INC. ALL RIGHTS RESERVED. THIS DRAWING IS AN INSTRUMENT OF SERVICE. IT IS THE PROPERTY OF RKAA ARCHITECTS, INC. AND MAY NOT BE DUPLICATED, USED OR DISCLOSED WITHOUT WRITTEN PERMISSION OF THE ARCHITECT.

La.01

RKAA# 17035.5

RKAA ARCHITECTS, INC

NORTH ELEVATION

SCALE: 3/32" = 1'-0"

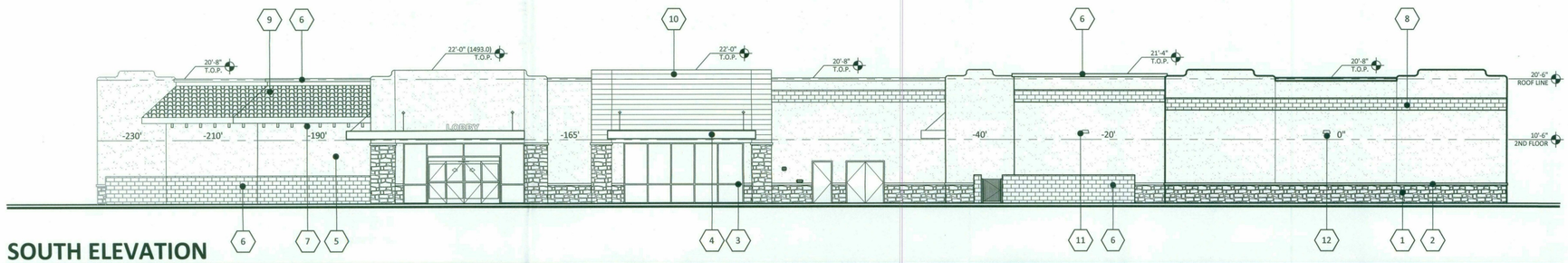

SOUTH ELEVATION

SCALE: 3/32" = 1'-0"

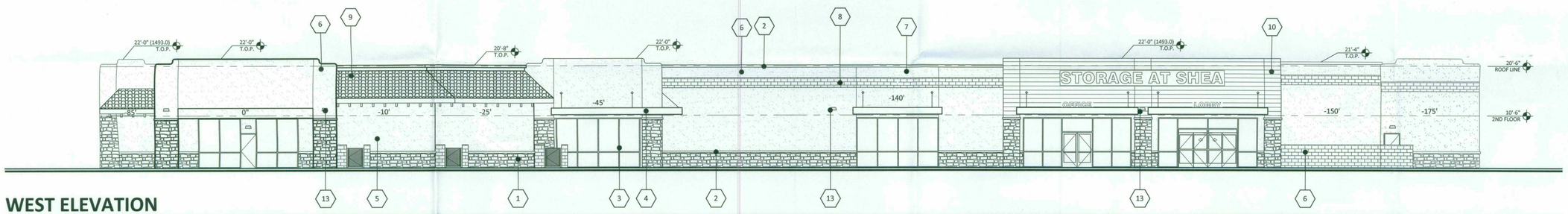

WEST ELEVATION

SCALE: 3/32" = 1'-0"

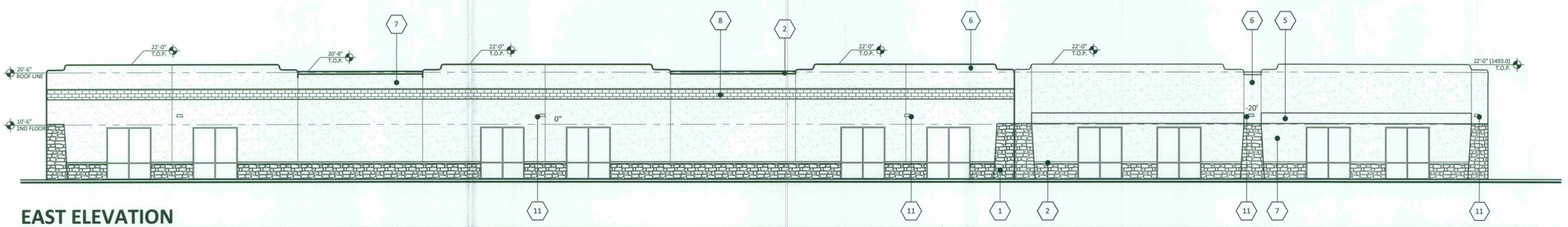

EAST ELEVATION

SCALE: 3/32" = 1'-0"

#	MATERIALS
1	CORONADO STONE ROCKY MOUNTAIN LEDGE COPPER CANYON
2	TRIM DUNN EDWARDS DE6213 FINE GRAIN
3	STOREFRONT KAWNEER ANODIZED CLEAR
4	AWNINGS MBCI COLONIAL RED
5	FINE FINISH STUCCO PAINTED DUNN EDWARDS DE6091 RED HOOK
6	FINE FINISH STUCCO PAINTED DUNN EDWARDS DEC717 BAKED POTATO
7	FINE FINISH STUCCO PAINTED DUNN EDWARDS DEA161 WILD MUSTANG
8	SUPERLITE BLOCK SMOOTH FACE COCOA BROWN
9	BORAL ROOFING 2-PIECE MISSION PALERMO BLEND
10	METAL SIDING AEP SPAN WEATHERED COPPER
11	LIGHTING FIXTURES SD-1
12	LIGHTING FIXTURES SD-2
13	LIGHTING FIXTURES SD

BUILDING HEIGHT
ZONING CASE: 9-ZN-2017
STIPULATION #2
NO BUILDING ON SITE SHALL EXCEED (18) FEET IN HEIGHT, INCLUSIVE OF ALL ROOF TOP APPURTENANCES AND ARCHITECTURAL PROJECTIONS, MEASURED AS PROVIDED IN THE APPLICABLE SECTION OF THE ZONING ORDINANCE.
ARTICLE III - DEFINITIONS SEC. 3.100 - GENERAL *BUILDING HEIGHT,* IS THE VERTICAL DISTANCE MEASURED FROM A POINT OF REFERENCE ELEVATION ESTABLISHED 12 INCHES ABOVE THE AVERAGE ELEVATION AT THE TOP OF THE CURB OF THE STREET ADJACENT TO THE PROPERTY.
CURB ELEVATIONS 1478-1469 = (9) / 2 = 4.5 1478-4.5 = 1473.5+1 = 1474.5 1469+4.5 = 1473.5+1 = 1474.5 (1475) CURB AVG. 1475 + 18' MAX HEIGHT = 1493 BUILDING F.F.E. = 1471 + 22' HEIGHT = 1493

50-DR-2017
STIPULATION SET
RETAIN FOR RECORDS
APPROVED
5/3/18 DATE
INITIALS

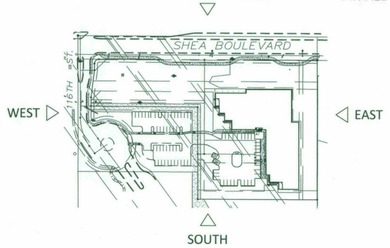

KEY MAP

SCALE: N.T.S.

50-DR-2017
02/28/18

STORAGE AT SHEA (CONCEPTUAL)

SEC 116TH STREET AND SHEA BOULEVARD
SCOTTSDALE,AZ
DATE: 02-27-2018 (PRELIMINARY NOT FOR CONSTRUCTION)

© 2017 RKAA ARCHITECTS, INC. ALL RIGHTS RESERVED. THIS DRAWING IS AN INSTRUMENT OF SERVICE. IT IS THE PROPERTY OF RKAA ARCHITECTS, INC. AND MAY NOT BE DUPLICATED, USED OR DISCLOSED WITHOUT WRITTEN PERMISSION OF THE ARCHITECT.

EL-1

RKAA# 17120.50

RKAA ARCHITECTS, INC

NORTH ELEVATION

SCALE: 3/32" = 1'-0"

SOUTH ELEVATION

SCALE: 3/32" = 1'-0"

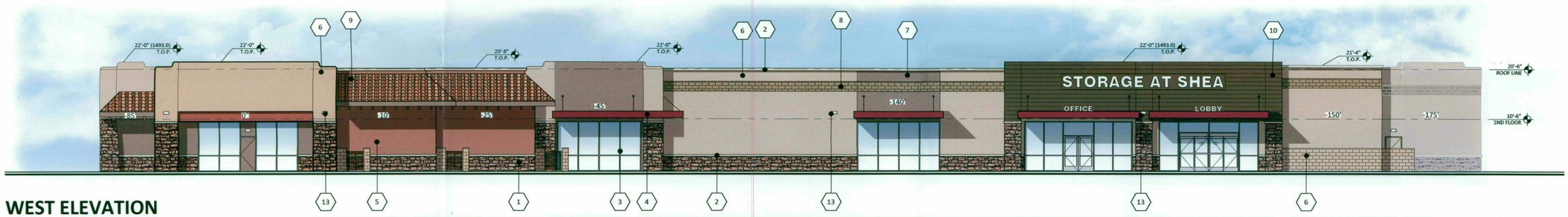

WEST ELEVATION

SCALE: 3/32" = 1'-0"

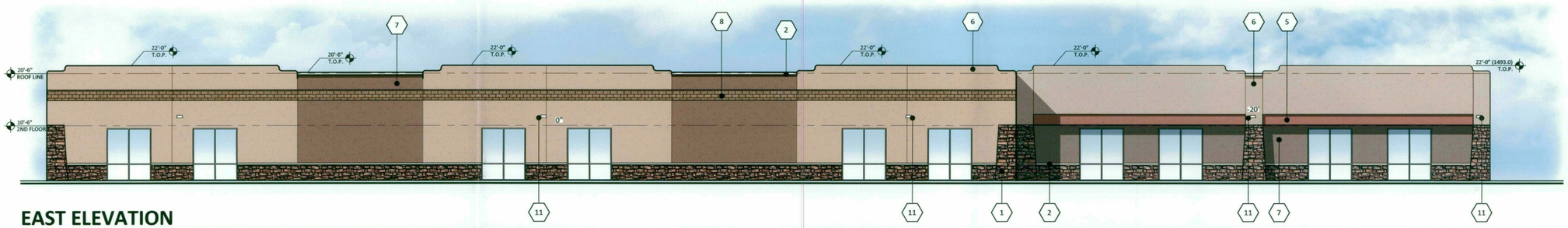

EAST ELEVATION

SCALE: 3/32" = 1'-0"

#	MATERIALS
1	CORONADO STONE ROCKY MOUNTAIN LEDGE COPPER CANYON
2	TRIM DUNN EDWARDS DE6213 FINE GRAIN
3	STOREFRONT KAWNEER ANODIZED CLEAR
4	AWNINGS MBCI COLONIAL RED
5	FINE FINISH STUCCO PAINTED DUNN EDWARDS DE6091 RED HOOK
6	FINE FINISH STUCCO PAINTED DUNN EDWARDS DEC717 BAKED POTATO
7	FINE FINISH STUCCO PAINTED DUNN EDWARDS DEA161 WILD MUSTANG
8	SUPERLITE BLOCK SMOOTH FACE COCOA BROWN
9	BORAL ROOFING 2-PIECE MISSION PALERMO BLEND
10	METAL SIDING AEP SPAN WEATHERED COPPER
11	LIGHTING FIXTURES SD-1
12	LIGHTING FIXTURES SD-2
13	LIGHTING FIXTURES SD

BUILDING HEIGHT
ZONING CASE: 9-ZN-2017
STIPULATION #2
NO BUILDING ON SITE SHALL EXCEED (18) FEET IN HEIGHT, INCLUSIVE OF ALL ROOF TOP APPURTENANCES AND ARCHITECTURAL PROJECTIONS, MEASURED AS PROVIDED IN THE APPLICABLE SECTION OF THE ZONING ORDINANCE.
ARTICLE III - DEFINITIONS SEC. 3.100 - GENERAL *BUILDING HEIGHT,* IS THE VERTICAL DISTANCE MEASURED FROM A POINT OF REFERENCE ELEVATION ESTABLISHED 12 INCHES ABOVE THE AVERAGE ELEVATION AT THE TOP OF THE CURB OF THE STREET ADJACENT TO THE PROPERTY.
CURB ELEVATIONS 1478-1469 = (9) / 2 = 4.5 1478-4.5 = 1473.5+1 = 1474.5 1469+4.5 = 1473.5+1 = 1474.5 (1475) CURB AVG. 1475 + 18' MAX HEIGHT = 1493 BUILDING F.F.E. = 1471 + 22' HEIGHT = 1493

50-DR-2017
STIPULATION SET
RETAIN FOR RECORDS
APPROVED
5/3/18 DATE
INITIALS

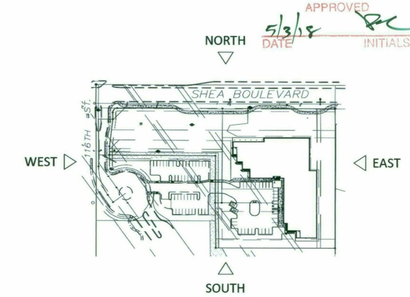

KEY MAP

SCALE: N.T.S.

50-DR-2017
02/28/18

STORAGE AT SHEA (CONCEPTUAL)

SEC 116TH STREET AND SHEA BOULEVARD
SCOTTSDALE,AZ
DATE: 02-27-2018 (PRELIMINARY NOT FOR CONSTRUCTION)

© 2017 RKAA ARCHITECTS, INC. ALL RIGHTS RESERVED. THIS DRAWING IS AN INSTRUMENT OF SERVICE. IT IS THE PROPERTY OF RKAA ARCHITECTS, INC. AND MAY NOT BE DUPLICATED, USED OR DISCLOSED WITHOUT WRITTEN PERMISSION OF THE ARCHITECT.

EL-1

RKAA# 17120.50

RKAA ARCHITECTS, INC

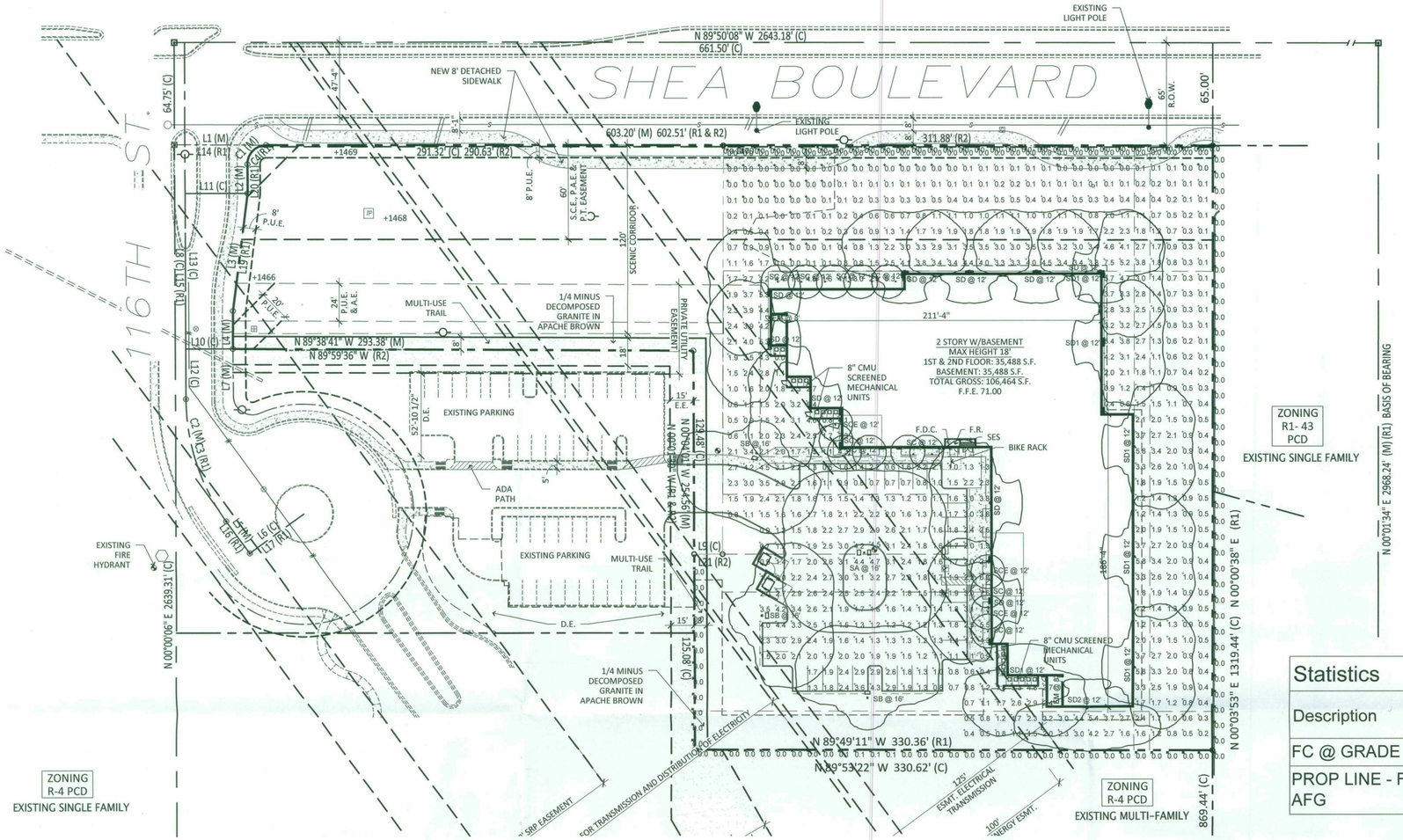

PHOTOMETRIC PLAN

SCALE: 1" = 40'-0"

0' 20' 40' 80'

NORTH

Statistics

Description	Symbol	Avg	Max	Min	Max/Min	Avg/Min
FC @ GRADE	+	1.6 fc	7.6 fc	0.0 fc	N/A	N/A
PROP LINE - FC @ 6' AFG	✳	0.0 fc	0.1 fc	0.0 fc	N/A	N/A

50-DR-2017
STIPULATION SET
RETAIN FOR RECORDS
APPROVED
5/3/18
DATE INITIALS

Schedule

Symbol	Label	Quantity	Manufacturer	Catalog Number	Description	Lamp	Filename	Lumens Per Lamp	Light Loss Factor	Wattage
	EM	2	Lithonia Lighting	AFN WL	DIE-CAST ARCHITECTURAL EMERGENCY LIGHT WITH CAST ALUMINUM HOUSING, TWO LAMPS, POLYCARBONATE PRISMATIC LENS, AND STANDARD WIDE-THROW OPTICS	TWO 6-WATT FROSTED T3-1/4 WEDGE BASE XENON	AFN.ies	104	0	12
	SA	1	Lithonia Lighting	DSX0 LED P4 30K T5W MVOLT (FINISH) / SSS 13.5' W/2.5' BASE	DSX0 LED P4 30K T5W MVOLT	LED	DSX0_LED_P4_30K_T5W_MVOLT.ies	10108	0.91	184
	SB	3	Lithonia Lighting	DSX0 LED P4 30K T4M MVOLT (FINISH) / SSS 13.5' W/2.5' BASE	DSX0 LED P4 30K T4M MVOLT	LED	DSX0_LED_P4_30K_T4M_MVOLT.ies	9593	0.91	92
	SC	12	Lithonia Lighting	LDN6 30/10 LO6AR LSS	6IN LDN, 3000K, 1000LM, 80CRI, CLEAR, SEMI-SPECULAR REFLECTOR	LED	LDN6_30_10_LO6AR_LSS.ies	993	0.91	12.75
	SCE	3	Lithonia Lighting	LDN6 30/10 LO6AR LSS EL	6IN LDN, 3000K, 1000LM, 80CRI, CLEAR, SEMI-SPECULAR REFLECTOR	LED	LDN6_30_10_LO6AR_LSS.ies	993	0.91	12.75
	SD	9	Lithonia Lighting	DSXW1 LED 20C 1000 30K T4M MVOLT (FINISH)	DSXW1 LED WITH (2) 10 LED LIGHT ENGINES, TYPE T4M OPTIC, 3000K, @ 1000mA.	LED	DSXW1_LED_20C_1000_30K_T4M_MVOLT.ies	6909	0.91	73.2
	SD1	6	Lithonia Lighting	DSXW1 LED 20C 1000 30K T4M MVOLT (FINISH) PE PIR1FC3V	DSXW1 LED WITH (2) 10 LED LIGHT ENGINES, TYPE T4M OPTIC, 3000K, @ 1000mA.	LED	DSXW1_LED_20C_1000_30K_T4M_MVOLT.ies	6909	0.91	73.2
	SD2	1	Lithonia Lighting	DSXW1 LED 20C 1000 30K T2M MVOLT (FINISH) PE PIR1FC3V	DSXW1 LED WITH (2) 10 LED LIGHT ENGINES, TYPE T2M OPTIC, 3000K, @ 1000mA.	LED	DSXW1_LED_20C_1000_30K_T2M_MVOLT.ies	6865	0.91	73.2

STORAGE AT SHEA (CONCEPTUAL)

SEC 116TH STREET AND SHEA BOULEVARD
SCOTTSDALE,AZ
DATE: 02-27-2018 (PRELIMINARY)

© 2017 RKAA ARCHITECTS, INC. ALL RIGHTS RESERVED. THIS DRAWING IS AN INSTRUMENT OF SERVICE. IT IS THE PROPERTY OF RKAA ARCHITECTS, INC. AND MAY NOT BE DUPLICATED, USED OR DISCLOSED WITHOUT WRITTEN PERMISSION OF THE ARCHITECT.

PM-1

50-DR-2017
02/28/18

RKAA# 17120.5

RKAA ARCHITECTS, INC

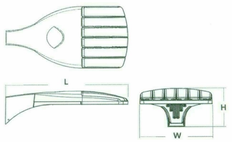

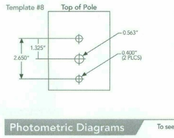

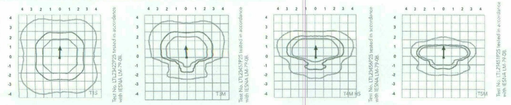

D-Series
Size 0
LED Area Luminaire

Catalog Number	
Notes	
Type	

Hit the Tab key or mouse over the page to see all interactive elements.

Specifications

EPA:	0.95 ft² (.09 m²)
Length:	26" (66.0 cm)
Width:	13" (33.0 cm)
Height:	7" (17.8 cm)
Weight (max):	16 lbs (7.25 kg)

A+ Capable Luminaire

This item is an A+ capable luminaire, which has been designed and tested to provide consistent color appearance and system-level interoperability.

- All configurations of this luminaire meet the Acuity Brands' specification for chromatic consistency
- This luminaire is A+ Certified when ordered with DTL® controls marked by a shaded background. DTL DLL equipped luminaires meet the A+ specification for luminaire to photocontrol interoperability1
- This luminaire is part of an A+ Certified solution for ROAM® or XPoint™ Wireless control networks, providing out-of-the-box control compatibility with simple commissioning, when ordered with drivers and control options marked by a shaded background[1]

To learn more about A+,
visit www.acuitybrands.com/aplus.

1. See ordering tree for details.
2. A+ Certified Solutions for ROAM require the order of one ROAM node per luminaire. Sold Separately: Link to Roam; Link to DTL DLL

A+ Capable options indicated by this color background.

Ordering Information

EXAMPLE: DSX0 LED P6 40K T3M MVOLT SPA DDBXD

DSX0 LED

Series	LEDs	Color temperature	Distribution	Voltage	Mounting
DSX0 LED	**Forward optics** P1 P4 P7 P2 P5 P3 P6 **Rotated optics** P10[1] P12[1] P11[1] P13[1]	30K 3000 K 40K 4000 K 50K 5000 K AMBPC Amber phosphor converted[2]	T1S Type I short T2S Type II short T2M Type II medium T3S Type III short T3M Type III medium T4M Type IV medium TFTM Forward throw medium T5VS Type V very short T5S Type V short T5M Type V medium T5W Type V wide BLC Backlight control[2,3] LCCO Left corner cutoff[2,3] RCCO Right corner cutoff[2,3]	MVOLT[4] 120[5] 208[5] 240[5] 277[5] 347[5,6] 480[5,6]	**Shipped included** SPA Square pole mounting RPA Round pole mounting WBA Wall bracket SPUMBA Square pole universal mounting adaptor[7] RPUMBA Round pole universal mounting adaptor[7] **Shipped separately** KMA8 DDBXD U Mast arm mounting bracket adaptor (specify finish)[8]

Control options		Other options	Finish (required)
Shipped installed PER NEMA twist-lock receptacle only (control ordered separate)[9] PER5 Five-wire receptacle only (control ordered separate)[9,10] PER7 Seven-wire receptacle only (control ordered separate)[9,10] DMG 0-10V dimming extend out back of housing for external control (control ordered separate) PIR Bi-level, motion/ambient sensor, 8-15' mounting height, ambient sensor enabled at 5fc[11,12] PIRH Bi-level, motion/ambient sensor, 15-30' mounting height, ambient sensor enabled at 5fc[11,12] PIR1FC3V Bi-level, motion/ambient sensor, 8-15' mounting height, ambient sensor enabled at 1fc[11,12]	PIRH1FC3V Bi-level, motion/ambient sensor, 15-30' mounting height, ambient sensor enabled at 1fc[11,12] BL30 Bi-level switched dimming, 30%[13,14] BL50 Bi-level switched dimming, 50%[13,14] PNMTDD3 Part night, dim till dawn[15] PNMT5D3 Part night, dim 5 hrs[15] PNMT6D3 Part night, dim 6 hrs[15] PNMT7D3 Part night, dim 7 hrs[15] FAO Field adjustable output[16]	**Shipped installed** HS House-side shield[17] SF Single fuse (120, 277, 347V)[5] DF Double fuse (208, 240, 480V)[5] L90 Left rotated optics[1] R90 Right rotated optics[1] DDL Diffused drop lens[17] **Order separately** BS Bird spikes EGS External glare shield	DDBXD Dark bronze DBLXD Black DNAXD Natural aluminum DWHXD White DDBTXD Textured dark bronze DBLBXD Textured black DNATXD Textured natural aluminum DWHGXD Textured white

---

Ordering Information

Accessories

Ordered and shipped separately.

DLL127F 1.5 JU	Photocell - SSL twist-lock (120-277V)[18]
DLL347F 1.5 CUL JU	Photocell - SSL twist-lock (347V)[18]
DLL480F 1.5 CUL JU	Photocell - SSL twist-lock (480V)[18]
DSHORT SBK U	Shorting cap[18]
DSX0HS 20C U	House-side shield for 20 LED unit[17]
DSX0HS 30C U	House-side shield for 30 LED unit[17]
DSX0HS 40C U	House-side shield for 40 LED unit[17]
DSX0DDL U	Diffused drop lens (polycarbonate)[17]
PUMBA DDBXD U*	Square and round pole universal mounting bracket adaptor (specify finish)[19]
KMA8 DDBXD U	Mast arm mounting bracket adaptor (specify finish)[7]

For more control options, visit DTL and ROAM online.

NOTES
1 P10, P11, P12 and P13 and rotated options (L90 or R90) only available together.
2 AMBPC is not available with BLC, LCCO, RCCO, P4, P7 or P13.
3 Not available with HS or DDL.
4 MVOLT driver operates on any line voltage from 120-277V (50/60 Hz).
5 Single fuse (SF) requires 120V, 277V or 347V. Double fuse (DF) requires 208V, 240V or 480V.
6 Not available in P4, P7 or P13. Not available with BL30, BL50 or PNMT options.
7 Existing drilled pole only. Available as a separate combination accessory; for retrofit use only: PUMBA (finish) U; 1.5 G vibration load rating per ANCI C136.31.
8 Must order fixture with SPA mounting. Must be ordered as a separate accessory; see Accessories information. For use with 2-3/8" mast arm (not included).
9 Photocell ordered and shipped as a separate line item from Acuity Brands Controls. See accessories. Shorting Cap included.
10 If ROAM® node required, it must be ordered and shipped as a separate line item from Acuity Brands Controls. Shorting Cap included.
11 Reference Motion Sensor table on page 3.
12 Reference PER Table on page 3 to see functionality.
13 Requires (2) separately switched circuits.
14 Not available with 347V, 480V or PNMT. For PER5 or PER7 see PER Table on page 3.
15 Not available with 347V, 480V, BL30 and BL50. For PER5 or PER7 see PER Table on page 3. Separate Dusk to Dawn required.
16 Not available with other dimming controls options.
17 Not available with BLC, LCCO and RCCO distribution. Also available as a separate accessory; see Accessories information.
18 Requires luminaire to be specified with PER, PER5 or PER7 option. See PER Table on page 3.
19 For retrofit use only.

External Glare Shield

Drilling

Tenon Mounting Slipfitter **

Tenon O.D.	Single Unit	2 at 180°	2 at 90°	3 at 120°	3 at 90°	4 at 90°
2-3/8"	AST20-190	AST20-280	AST20-290	AST20-320	AST20-390	AST20-490
2-7/8"	AST25-190	AST25-280	AST25-290	AST25-320	AST25-390	AST25-490
4"	AST35-190	AST35-280	AST35-290	AST35-320	AST35-390	AST35-490

Pole drilling nomenclature: # of heads at degree from handhole (default side A)					
DM19AS	DM28AS	DM29AS	DM32AS	DM39AS	DM49AS
1 @ 90°	2 @ 280°	2 @ 90°	3 @ 120°	3 @ 90°	4 @ 90°
Side B	Side B & D	Side B & C	Round pole only	Side B, C, & D	Sides A, B, C, D
Note: Review luminaire spec sheet for specific nomenclature					

Pole top or tenon O.D.	4.5" @ 90°	4" @ 90°	3.5" @ 90°	3" @ 90°	4.5" @ 120°	4" @ 120°	3.5" @ 120°	3" @ 120°
DSX SPA	Y	Y	Y	N	-	-	-	-
DSX RPA	Y	Y	N	N	Y	Y	Y	Y
DSX SPUMBA	Y	N	N	N	-	-	-	-
DSX RPUMBA	N	N	N	N	Y	Y	Y	N
					*3 fixtures @120 require round pole top/tenon.			

Photometric Diagrams

To see complete photometric reports or download .ies files for this product, visit Lithonia Lighting's D-Series Area Size 0 homepage.

Isofootcandle plots for the DSX0 LED 40C 1000 40K. Distances are in units of mounting height (20').

Performance Data

Lumen Ambient Temperature (LAT) Multipliers

Use these factors to determine relative lumen output for average ambient temperatures from 0-40°C (32-104°F).

Ambient		Lumen Multiplier
0°C	32°F	1.04
5°C	41°F	1.04
10°C	50°F	1.03
15°C	50°F	1.02
20°C	68°F	1.01
25°C	**77°F**	**1.00**
30°C	86°F	0.99
35°C	95°F	0.98
40°C	104°F	0.97

Projected LED Lumen Maintenance

Data references the extrapolated performance projections for the platforms noted in a **25°C ambient**, based on 10,000 hours of LED testing (tested per IESNA LM-80-08 and projected per IESNA TM-21-11).

To calculate LLF, use the lumen maintenance factor that corresponds to the desired number of operating hours below. For other lumen maintenance values, contact factory.

Operating Hours	25000	50000	100000
Lumen Maintenance Factor	0.96	0.92	0.85

Electrical Load

	Performance Package	LED Count	Drive Current	Wattage	Current (A) 1200	208	240	277	347	480
Forward Optics (Non-Rotated)	P1	20	530	38	0.32	0.18	0.15	0.15	0.10	0.08
	P2	20	700	49	0.41	0.23	0.20	0.19	0.14	0.11
	P3	20	1050	71	0.60	0.37	0.32	0.27	0.21	0.15
	P4	20	1400	92	0.77	0.45	0.39	0.35	0.28	0.20
	P5	40	700	89	0.74	0.43	0.38	0.34	0.26	0.20
	P6	40	1050	134	1.13	0.65	0.55	0.48	0.39	0.29
	P7	40	1300	166	1.38	0.80	0.69	0.60	0.50	0.37
Rotated Optics (Requires L90 or R90)	P10	30	530	53	0.45	0.26	0.23	0.21	0.16	0.12
	P11	30	700	72	0.60	0.35	0.30	0.27	0.20	0.16
	P12	30	1050	104	0.88	0.50	0.44	0.39	0.31	0.23
	P13	30	1300	128	1.08	0.62	0.54	0.48	0.37	0.27

Motion Sensor Default Settings						
Option	Dimmed State	High Level (when triggered)	Photocell Operation	Dwell Time	Ramp-up Time	Ramp-down Time
PIR or PIRH	3V (37%) Output	10V (100%) Output	Enabled @ 5FC	5 min	3 sec	5 min
*PIR1FC3V or PIRH1FC3V	3V (37%) Output	10V (100%) Output	Enabled @ 1FC	5 min	3 sec	5 min
*for use with Inline Dusk to Dawn or timer.						

PER Table

Control	PER (3 wire)	PER5 (5 wire)	PER5 Wire 4/Wire5	PER7 (7 wire)	PER7 Wire 4/Wire5	PER7 Wire 6/Wire7
Photocontrol Only (On/Off)	✓	▲	Wired to dimming leads on driver	▲	Wired to dimming leads on driver	Wires Capped inside fixture
ROAM	⊘	✓	Wired to dimming leads on driver	▲	Wired to dimming leads on driver	Wires Capped inside fixture
ROAM with Motion (ROAM on/off only)	⊘	▲	Wires Capped inside fixture	▲	Wires Capped inside fixture	Wires Capped inside fixture
Future-proof*	⊘	▲	Wired to dimming leads on driver	✓	Wired to dimming leads on driver	Wires Capped inside fixture
Future-proof* with Motion	⊘	▲	Wires Capped inside fixture	✓	Wires Capped inside fixture	Wires Capped inside fixture

✓ Recommended
⊘ Will not work
▲ Alternate

*Future-proof means: Ability to change controls in the future.

Performance Data

Lumen Output

Lumen values are from photometric tests performed in accordance with IESNA LM-79-08. Data is considered to be representative of the configurations shown, within the tolerances allowed by Lighting Facts. Contact factory for performance data on any configurations not shown here.

Forward Optics

Power Package	System Watts	Dist. Type	30K (3000 K, 70 CRI) Lumens	B	U	G	LPW	40K (4000 K, 70 CRI) Lumens	B	U	G	LPW	50K (5000 K, 70 CRI) Lumens	B	U	G	LPW	AMBPC (Amber Phosphor Converted) Lumens	B	U	G	LPW
P1	38	T1S	4,369	1	0	1	115	4,706	1	0	1	124	4,766	1	0	1	125	2,541	1	0	1	73
		T2S	4,364	1	0	1	115	4,701	1	0	1	124	4,761	1	0	1	125	2,589	1	0	1	74
		T2M	4,387	1	0	1	115	4,726	1	0	1	124	4,785	1	0	1	126	2,539	1	0	1	73
		T3S	4,248	1	0	1	112	4,577	1	0	1	120	4,634	1	0	1	122	2,558	1	0	1	73
		T3M	4,376	1	0	1	115	4,714	1	0	1	124	4,774	1	0	1	126	2,583	1	0	1	74
		T4M	4,281	1	0	1	113	4,612	1	0	2	121	4,670	1	0	2	123	2,570	1	0	1	73
		TFTM	4,373	1	0	1	115	4,711	1	0	2	124	4,771	1	0	2	126	2,540	1	0	1	73
		T5VS	4,548	2	0	0	120	4,900	2	0	0	129	4,962	2	0	0	131	2,650	1	0	0	76
		T5S	4,552	2	0	0	120	4,904	2	0	0	129	4,966	2	0	0	131	2,690	1	0	0	77
		T5M	4,541	3	0	1	120	4,891	3	0	1	129	4,953	3	0	1	130	2,658	2	0	0	76
		T5W	4,576	3	0	2	120	4,929	3	0	2	130	4,992	3	0	2	131	2,663	2	0	1	73
		BLC	3,586	1	0	1	94	3,863	1	0	1	102	3,912	1	0	1	103					
		LCCO	2,668	1	0	1	70	2,874	1	0	2	76	2,911	1	0	2	77					
		RCCO	2,668	1	0	1	70	2,874	1	0	2	76	2,911	1	0	2	77					
P2	49	T1S	5,570	1	0	1	114	6,001	1	0	1	122	6,077	2	0	2	124	3,144	1	0	1	70
		T2S	5,564	1	0	2	114	5,994	1	0	2	122	6,070	2	0	2	124	3,203	1	0	1	71
		T2M	5,593	1	0	1	114	6,025	1	0	1	123	6,102	1	0	1	125	3,141	1	0	1	70
		T3S	5,417	1	0	2	111	5,835	1	0	2	119	5,909	2	0	2	121	3,165	1	0	1	70
		T3M	5,580	1	0	2	114	6,011	1	0	2	123	6,087	1	0	2	124	3,196	1	0	1	71
		T4M	5,458	1	0	2	111	5,880	1	0	2	120	5,955	1	0	2	122	3,179	1	0	1	71
		TFTM	5,576	1	0	2	114	6,007	1	0	2	123	6,083	1	0	2	124	3,143	1	0	1	70
		T5VS	5,799	2	0	0	118	6,247	2	0	0	127	6,327	2	0	0	129	3,278	2	0	0	73
		T5S	5,804	2	0	0	118	6,252	2	0	0	128	6,332	2	0	1	129	3,328	2	0	0	74
		T5M	5,789	3	0	1	118	6,237	3	0	1	127	6,316	3	0	1	129	3,288	2	0	1	73
		T5W	5,834	3	0	2	119	6,285	3	0	2	128	6,364	3	0	2	130	3,295	2	0	1	73
		BLC	4,572	1	0	1	93	4,925	1	0	1	101	4,987	1	0	1	102					
		LCCO	3,402	1	0	2	69	3,665	1	0	2	75	3,711	1	0	2	76					
		RCCO	3,402	1	0	2	69	3,665	1	0	2	75	3,711	1	0	2	76					
P3	71	T1S	7,833	2	0	2	110	8,438	2	0	2	119	8,545	2	0	2	120					
		T2S	7,825	2	0	2	110	8,429	2	0	2	119	8,536	2	0	2	120					
		T2M	7,865	2	0	2	111	8,473	2	0	2	119	8,580	2	0	2	121					
		T3S	7,617	2	0	2	107	8,205	2	0	2	116	8,309	2	0	2	117					
		T3M	7,846	2	0	2	111	8,452	2	0	2	119	8,559	2	0	2	121					
		T4M	7,675	2	0	2	108	8,269	2	0	2	116	8,373	2	0	2	118					
		TFTM	7,841	2	0	2	110	8,447	2	0	2	119	8,554	2	0	2	120					
		T5VS	8,155	3	0	0	115	8,785	3	0	0	124	8,896	3	0	0	125					
		T5S	8,162	3	0	1	115	8,792	3	0	1	124	8,904	3	0	1	125					
		T5M	8,141	3	0	2	115	8,770	3	0	2	124	8,881	3	0	2	125					
		T5W	8,204	3	0	2	116	8,838	4	0	2	124	8,950	4	0	2	126					
		BLC	6,429	1	0	2	91	6,926	1	0	2	98	7,013	1	0	2	99					
		LCCO	4,784	1	0	2	67	5,153	1	0	2	73	5,218	1	0	2	73					
		RCCO	4,784	1	0	2	67	5,153	1	0	2	73	5,218	1	0	2	73					
P4	92	T1S	9,791	2	0	2	106	10,547	2	0	2	115	10,681	2	0	2	116					
		T2S	9,780	2	0	2	106	10,536	2	0	2	115	10,669	2	0	2	116					
		T2M	9,831	2	0	2	107	10,590	2	0	2	115	10,724	2	0	2	117					
		T3S	9,521	2	0	2	103	10,256	2	0	2	111	10,386	2	0	2	113					
		T3M	9,807	2	0	2	107	10,565	2	0	2	115	10,698	2	0	2	116					
		T4M	9,594	2	0	2	104	10,335	2	0	3	112	10,466	2	0	3	114					
		TFTM	9,801	2	0	2	107	10,558	2	0	2	115	10,692	2	0	2	116					
		T5VS	10,193	3	0	1	111	10,981	3	0	1	119	11,120	3	0	1	121					
		T5S	10,201	3	0	1	111	10,990	3	0	1	119	11,129	3	0	1	121					
		T5M	10,176	4	0	2	111	10,962	4	0	2	119	11,101	4	0	2	121					
		T5W	10,254	4	0	3	111	11,047	4	0	3	120	11,186	4	0	3	122					
		BLC	8,036	1	0	2	87	8,656	1	0	2	94	8,766	1	0	2	95					
		LCCO	5,979	1	0	2	65	6,441	1	0	2	70	6,523	1	0	3	71					
		RCCO	5,979	1	0	2	65	6,441	1	0	2	70	6,523	1	0	3	71					

Performance Data

Lumen Output

Lumen values are from photometric tests performed in accordance with IESNA LM-79-08. Data is considered to be representative of the configurations shown, within the tolerances allowed by Lighting Facts. Contact factory for performance data on any configurations not shown here.

Forward Optics

Power Package	System Watts	Dist. Type	30K (3000 K, 70 CRI) Lumens	B	U	G	LPW	40K (4000 K, 70 CRI) Lumens	B	U	G	LPW	50K (5000 K, 70 CRI) Lumens	B	U	G	LPW	AMBPC (Amber Phosphor Converted) Lumens	B	U	G	LPW
P5	89	T1S	10,831	2	0	2	122	11,668	2	0	2	131	11,816	2	0	2	133					
		T2S	10,820	2	0	2	122	11,656	2	0	2	131	11,803	2	0	2	133					
		T2M	10,876	2	0	2	122	11,716	2	0	2	132	11,864	2	0	2	133					
		T3S	10,532	2	0	2	118	11,346	2	0	2	127	11,490	2	0	2	129					
		T3M	10,849	2	0	2	122	11,687	2	0	2	131	11,835	2	0	2	133					
		T4M	10,613	2	0	3	119	11,434	2	0	3	128	11,578	2	0	3	130					
		TFTM	10,842	2	0	2	122	11,680	2	0	2	131	11,828	2	0	2	133					
		T5VS	11,276	3	0	1	127	12,148	3	0	1	136	12,302	3	0	1	138					
		T5S	11,286	3	0	1	127	12,158	3	0	1	137	12,312	3	0	1	138					
		T5M	11,257	4	0	2	126	12,127	4	0	2	136	12,280	4	0	2	138					
		T5W	11,344	4	0	3	127	12,221	4	0	3	137	12,375	4	0	3	139					
		BLC	8,890	1	0	2	100	9,576	1	0	2	108	9,698	1	0	2	109					
		LCCO	6,615	1	0	3	74	7,126	1	0	3	80	7,216	1	0	3	81					
		RCCO	6,615	1	0	3	74	7,126	1	0	3	80	7,216	1	0	3	81					
P6	134	T1S	14,805	3	0	3	110	15,949	3	0	3	119	16,151	3	0	3	121	6,206	2	0	2	68
		T2S	14,789	3	0	3	110	15,932	3	0	3	119	16,134	3	0	3	120	6,322	2	0	2	69
		T2M	14,865	3	0	3	111	16,014	3	0	3	120	16,217	3	0	3	121	6,201	2	0	2	68
		T3S	14,396	3	0	3	107	15,509	3	0	3	116	15,705	3	0	3	117	6,247	1	0	2	69
		T3M	14,829	2	0	3	111	15,975	3	0	3	119	16,177	3	0	3	121	6,308	2	0	2	69
		T4M	14,507	2	0	3	108	15,628	3	0	3	117	15,826	3	0	3	118	6,275	1	0	2	69
		TFTM	14,820	2	0	3	111	15,965	3	0	3	119	16,167	3	0	3	121	6,203	1	0	2	68
		T5VS	15,413	4	0	1	115	16,604	4	0	1	124	16,815	4	0	1	125	6,671	2	0	0	73
		T5S	15,426	3	0	1	115	16,618	4	0	1	124	16,828	4	0	1	126	6,569	2	0	0	72
		T5M	15,387	4	0	2	115	16,576	4	0	2	124	16,786	4	0	2	125	6,491	3	0	1	71
		T5W	15,506	4	0	3	116	16,704	4	0	3	125	16,915	4	0	3	126	6,504	3	0	2	71
		BLC	12,151	1	0	2	91	13,090	1	0	2	98	13,255	1	0	2	99					
		LCCO	9,041	1	0	3	67	9,740	1	0	3	73	9,863	1	0	3	74					
		RCCO	9,041	1	0	3	67	9,740	1	0	3	73	9,863	1	0	3	74					
P7	166	T1S	17,023	3	0	3	103	18,338	3	0	3	110	18,570	3	0	3	112					
		T2S	17,005	3	0	3	102	18,319	3	0	3	110	18,551	3	0	3	112					
		T2M	17,092	3	0	3	103	18,413	3	0	3	111	18,646	3	0	3	112					
		T3S	16,553	3	0	3	100	17,832	3	0	3	107	18,058	3	0	3	109					
		T3M	17,051	3	0	3	103	18,369	3	0	3	111	18,601	3	0	3	112					
		T4M	16,681	3	0	3	100	17,969	3	0	3	108	18,197	3	0	3	110					
		TFTM	17,040	3	0	3	103	18,357	3	0	4	111	18,590	3	0	4	112					
		T5VS	17,723	4	0	1	107	19,092	4	0	1	115	19,334	4	0	1	116					
		T5S	17,737	4	0	2	107	19,108	4	0	2	115	19,349	4	0	2	117					
		T5M	17,692	4	0	2	107	19,059	4	0	2	115	19,301	4	0	2	116					
		T5W	17,829	5	0	3	107	19,207	5	0	3	116	19,450	5	0	3	117					
		BLC	13,971	2	0	2	84	15,051	2	0	2	91	15,241	2	0	2	92					
		LCCO	10,396	1	0	3	63	11,199	1	0	3	67	11,341	1	0	3	68					
		RCCO	10,396	1	0	3	63	11,199	1	0	3	67	11,341	1	0	3	68					

Performance Data

Lumen Output

Lumen values are from photometric tests performed in accordance with IESNA LM-79-08. Data is considered to be representative of the configurations shown, within the tolerances allowed by Lighting Facts. Contact factory for performance data on any configurations not shown here.

Rotated Optics

Power Package	System Watts	Dist. Type	30K (3000 K, 70 CRI) Lumens	B	U	G	LPW	40K (4000 K, 70 CRI) Lumens	B	U	G	LPW	50K (5000 K, 70 CRI) Lumens	B	U	G	LPW	AMBPC (Amber Phosphor Converted) Lumens	B	U	G	LPW
P10	53	T1S	6,727	2	0	2	127	7,247	3	0	3	137	7,339	3	0	3	138					
		T2S	6,689	3	0	3	126	7,205	3	0	3	136	7,297	3	0	3	138					
		T2M	6,809	3	0	3	128	7,336	3	0	3	138	7,428	3	0	3	140					
		T3S	6,585	3	0	3	124	7,094	3	0	3	134	7,183	3	0	3	136					
		T3M	6,805	3	0	3	128	7,331	3	0	3	138	7,424	3	0	3	140					
		T4M	6,677	3	0	3	126	7,193	3	0	3	136	7,284	3	0	3	137					
		TFTM	6,850	3	0	3	129	7,379	3	0	3	139	7,472	3	0	3	141					
		T5VS	6,898	3	0	0	130	7,431	3	0	0	140	7,525	3	0	0	142					
		T5S	6,840	2	0	1	129	7,368	2	0	1	139	7,461	2	0	1	141					
		T5M	6,838	3	0	1	129	7,366	3	0	2	139	7,460	3	0	2	141					
		T5W	6,777	3	0	2	128	7,300	3	0	2	138	7,393	3	0	2	139					
		BLC	5,626	2	0	2	106	6,060	2	0	2	114	6,137	2	0	2	116					
		LCCO	4,018	1	0	2	76	4,328	1	0	2	82	4,383	1	0	2	83					
		RCCO	4,013	3	0	3	76	4,323	3	0	3	82	4,377	3	0	3	83					
P11	72	T1S	8,594	3	0	3	119	9,258	3	0	3	129	9,376	3	0	3	130					
		T2S	8,545	3	0	3	119	9,205	3	0	3	128	9,322	3	0	3	129					
		T2M	8,699	3	0	3	121	9,371	3	0	3	130	9,490	3	0	3	132					
		T3S	8,412	3	0	3	117	9,062	3	0	3	126	9,177	3	0	3	127					
		T3M	8,694	3	0	3	121	9,366	3	0	3	130	9,484	3	0	3	132					
		T4M	8,530	3	0	3	118	9,189	3	0	3	128	9,305	3	0	3	129					
		TFTM	8,750	3	0	3	122	9,427	3	0	3	131	9,546	3	0	3	133					
		T5VS	8,812	3	0	0	122	9,493	3	0	0	132	9,613	3	0	0	134					
		T5S	8,738	3	0	1	121	9,413	3	0	1	131	9,532	3	0	1	132					
		T5M	8,736	3	0	2	121	9,411	3	0	2	131	9,530	3	0	2	132					
		T5W	8,657	4	0	2	120	9,326	4	0	2	130	9,444	4	0	2	131					
		BLC	7,187	3	0	3	100	7,742	3	0	3	108	7,840	3	0	3	109					
		LCCO	5,133	1	0	2	71	5,529	1	0	2	77	5,599	1	0	2	78					
		RCCO	5,126	3	0	3	71	5,522	3	0	3	77	5,592	3	0	3	78					
P12	104	T1S	12,149	3	0	3	117	13,088	3	0	3	126	13,253	3	0	3	127					
		T2S	12,079	4	0	4	116	13,012	4	0	4	125	13,177	4	0	4	127					
		T2M	12,297	3	0	3	118	13,247	3	0	3	127	13,415	3	0	3	129					
		T3S	11,891	4	0	4	114	12,810	4	0	4	123	12,972	4	0	4	125					
		T3M	12,290	3	0	3	118	13,239	4	0	4	127	13,407	4	0	4	129					
		T4M	12,058	4	0	4	116	12,990	4	0	4	125	13,154	4	0	4	126					
		TFTM	12,369	4	0	4	119	13,325	4	0	4	128	13,494	4	0	4	130					
		T5VS	12,456	3	0	1	120	13,419	3	0	1	129	13,589	4	0	1	131					
		T5S	12,351	3	0	1	119	13,306	3	0	1	128	13,474	3	0	1	130					
		T5M	12,349	4	0	2	119	13,303	4	0	2	128	13,471	4	0	2	130					
		T5W	12,238	4	0	3	118	13,183	4	0	3	127	13,350	4	0	3	128					
		BLC	10,159	3	0	3	98	10,944	3	0	3	105	11,083	3	0	3	107					
		LCCO	7,256	1	0	3	70	7,816	1	0	3	75	7,915	1	0	3	76					
		RCCO	7,246	3	0	3	70	7,806	4	0	4	75	7,905	4	0	4	76					
P13	128	T1S	14,438	3	0	3	113	15,554	3	0	3	122	15,751	3	0	3	123					
		T2S	14,355	4	0	4	112	15,465	4	0	4	121	15,660	4	0	4	122					
		T2M	14,614	3	0	3	114	15,744	4	0	4	123	15,943	4	0	4	125					
		T3S	14,132	4	0	4	110	15,224	4	0	4	119	15,417	4	0	4	120					
		T3M	14,606	4	0	4	114	15,735	4	0	4	123	15,934	4	0	4	124					
		T4M	14,330	4	0	4	112	15,438	4	0	4	121	15,633	4	0	4	122					
		TFTM	14,701	4	0	4	115	15,836	4	0	4	124	16,037	4	0	4	125					
		T5VS	14,804	4	0	1	116	15,948	4	0	1	125	16,150	4	0	1	126					
		T5S	14,679	3	0	1	115	15,814	3	0	1	124	16,014	3	0	1	125					
		T5M	14,676	4	0	2	115	15,810	4	0	2	124	16,010	4	0	2	125					
		T5W	14,544	4	0	3	114	15,668	4	0	3	122	15,866	4	0	3	124					
		BLC	7919	3	0	3	62	8531	3	0	3	67	8639	3	0	3	67					
		LCCO	5145	1	0	2	40	5543	1	0	2	43	5613	1	0	2	44					
		RCCO	5139	3	0	3	40	5536	3	0	3	43	5606	3	0	3	44					

FEATURES & SPECIFICATIONS

INTENDED USE
The sleek design of the D-Series Size 0 reflects the embedded high performance LED technology. It is ideal for many commercial and municipal applications, such as parking lots, plazas, campuses, and pedestrian areas.

CONSTRUCTION
Single-piece die-cast aluminum housing has integral heat sink fins to optimize thermal management through conductive and convective cooling. Modular design allows for ease of maintenance and future light engine upgrades. The LED driver is mounted in direct contact with the casting to promote low operating temperature and long life. Housing is completely sealed against moisture and environmental contaminants (IP65). Low EPA (0.95 ft²) for optimized pole wind loading.

FINISH
Exterior parts are protected by a zinc-infused Super Durable TGIC thermoset powder coat finish that provides superior resistance to corrosion and weathering. A tightly controlled multi-stage process ensures a minimum 3 mils thickness for a finish that can withstand extreme climate changes without cracking or peeling. Available in both textured and non-textured finishes.

OPTICS
Precision-molded proprietary acrylic lenses are engineered for superior area lighting distribution, uniformity, and pole spacing. Light engines are available in 3000 K, 4000 K or 5000 K (70 CRI) configurations. The D-Series Size 0 has zero uplight and qualifies as a Nighttime Friendly™ product, meaning it is consistent with the LEED® and Green Globes™ criteria for eliminating wasteful uplight.

ELECTRICAL
Light engine(s) configurations consist of high-efficacy LEDs mounted to metal-core circuit boards to maximize heat dissipation and promote long life (up to L85/100,000 hours at 25°C). Class 1 electronic drivers are designed to have a power factor >90%, THD <20%, and an expected life of 100,000 hours with <1% failure rate. Easily serviceable 10kV surge protection device meets a minimum Category C Low operation (per ANSI/IEEE C62.41.2).

INSTALLATION
Included mounting block and integral arm facilitate quick and easy installation. Stainless steel bolts fasten the mounting block securely to poles and walls, enabling the D-Series Size 0 to withstand up to a 3.0 G vibration load rating per ANSI C136.31. The D-Series Size 0 utilizes the AERIS™ series pole drilling pattern (template #8). Optional terminal block and NEMA photocontrol receptacle are also available.

LISTINGS
UL Listed for wet locations. Light engines are IP66 rated; luminaire is IP65 rated. Rated for -40°C minimum ambient. U.S. Patent No. D672,492 S. International patent pending.

WARRANTY
5-year limited warranty. Complete warranty terms located at:
www.acuitybrands.com/CustomerResources/Terms_and_conditions.aspx

Note: Actual performance may differ as a result of end-user environment and application. All values are design or typical values, measured under laboratory conditions at 25 °C. Specifications subject to change without notice.

FIXTURES: SA & SB @ 16'

50-DR-2017
STIPULATION SET
RETAIN FOR RECORDS
APPROVED
5/3/18
DATE INITIALS

50-DR-2017
02/28/18

STORAGE AT SHEA (CONCEPTUAL)

SEC 116TH STREET AND SHEA BOULEVARD
SCOTTSDALE,AZ
DATE: 02-27-2018 (PRELIMINARY)

© 2017 RKAA ARCHITECTS, INC. ALL RIGHTS RESERVED. THIS DRAWING IS AN INSTRUMENT OF SERVICE. IT IS THE PROPERTY OF RKAA ARCHITECTS, INC. AND MAY NOT BE DUPLICATED, USED OR DISCLOSED WITHOUT WRITTEN PERMISSION OF THE ARCHITECT.

PM-2

RKAA# 17120.5

RKAA
ARCHITECTS, INC

LITHONIA LIGHTING®

Catalog Number	
Notes	
Type	

FEATURES & SPECIFICATIONS

INTENDED USE — Typical applications include corridors, lobbies, conference rooms and private offices.

CONSTRUCTION — Galvanized steel mounting/plaster frame; galvanized steel junction box with bottom-hinged access covers and spring latches. Reflectors are retained by torsion springs.

Vertically adjustable mounting brackets with commercial bar hangers provide 3-3/4" total adjustment.

Two combination ½"-3/4" and four ½" knockouts for straight-through conduit runs. Capacity: 8 (4 in, 4 out). No. 12 AWG conductors, rated for 90°C.

Accommodates 12"-24" joist spacing.

Passive cooling thermal management for 25°C standard; high ambient (40°C) option available. Light engine and drivers are accessible from above or below ceiling.

Max ceiling thickness 1-1/2".

OPTICS — LEDs are binned to a 3-step SDCM; 80 CRI minimum.

LED light source concealed with diffusing optical lens.

General illumination lighting with 1.0 S/MH and 55° cutoff to source and source image.

Self-flanged anodized reflectors in specular, semi-specular, or matte diffuse finishes. Also available in white and black painted reflectors.

ELECTRICAL — Multi-volt (120-277V, 50/60Hz) eldoLED 0-10V dimming drivers mounted to junction box, 10% or 1% minimum dimming level available.

0-10V dimming fixture requires two (2) additional low-voltage wires to be pulled.

70% lumen maintenance at 50,000 hours.

LISTINGS — Certified to US and Canadian safety standards. Damp location standard (wet location, covered ceiling optional). ENERGY STAR® certified product.

WARRANTY — 5-year limited warranty. Complete warranty terms located at www.acuitybrands.com/CustomerResources/Terms_and_conditions.aspx

Note: Actual performance may differ as a result of end-user environment and application.

All values are design or typical values, measured under laboratory conditions at 25 °C.

Specifications subject to change without notice.

LDN6

6" OPEN and WALLWASH LED
Non-IC
New Construction Downlight



A+ Capable options indicated by this color background.

ORDERING INFORMATION Lead times will vary depending on options selected. Consult with your sales representative.

Example: LDN6 35/15 L06AR LSS MVOLT EZ10

LDN6					
Series	**Color temperature**	**Lumens[1]**	**Aperture/Trim Color**	**Finish**	**Voltage**
LDN6 6" round	27/ 2700K 30/ 3000K 35/ 3500K 40/ 4000K 50/ 5000K	05 500 lumens 10 1000 lumens 15 1500 lumens 20 2000 lumens 25 2500 lumens 30 3000 lumens 40 4000 lumens 50 5000 lumens	L06 Downlight LW6 Wallwash AR Clear WR[2] White BR[2] Black	LSS Semi-specular LD Matte diffuse LS Specular	MVOLT Multi-volt 120 120V 277 277V 347[3] 347V

Driver	**Options**			
EZ10 eldoLED 10% 0-10V	SF[4]	Single fuse	HAO[8]	High ambient option
EZ1 eldoLED 1% 0-10V	TRW[5]	White painted flange	CP	Chicago Plenum
	TRBL[5]	Black painted flange	WL	Wet location
	EL[6]	Batterypack with integral test switch	RRL__	RELOC®-ready luminaire connectors enable a simple and consistent factory installed option across all ABL luminaire brands. Refer to RRL for complete nomenclature. Available only in RRLA, RRLB, RRLAE, and RRLC12S.
	ELR	Batterypack with remote test switch	USPOM	US point of manufacture
	NPS80EZ[7]	nLight® dimming pack controls 0-10V eldoLED drivers.		
	NPS80EZER[7]	nLight® dimming pack controls 0-10V eldoLED drivers. ER controls fixtures on emergency circuit.		

Accessories: *Order as separate catalog number.*

EAC ISSM 375	Compact interruptible emergency AC power system
EAC ISSM 125	Compact interruptible emergency AC power system
GRA68 JZ	Oversized trim ring with 8" outside diameter[1]
SCA6	Sloped ceiling adapter. Refer to TECH-SCA for more options.

Notes
1 Overall height varies based on lumen package; refer to dimensional chart on page 3.
2 Not available with finishes.
3 Not available with emergency options.
4 120V only.
5 Available with clear (AR) reflector only.
6 Add "SD" for self-diagnostic option (i.e. ELSD)
7 Must specify voltage 120V or 277V.
8 Fixture height is 6.5" for all lumen packages with HAO.

LDN6

PHOTOMETRY

Distribution Curve | Distribution Data | Output Data | Coefficient of Utilization | Illuminance Data at 30" Above Floor for a Single Luminaire

LDN6 35/10 LO6AR, input watts: 12.75, delivered lumens: 1082, LM/W = 84.86, spacing criterion at 0= 1.02, test no. ISF 30716P31.

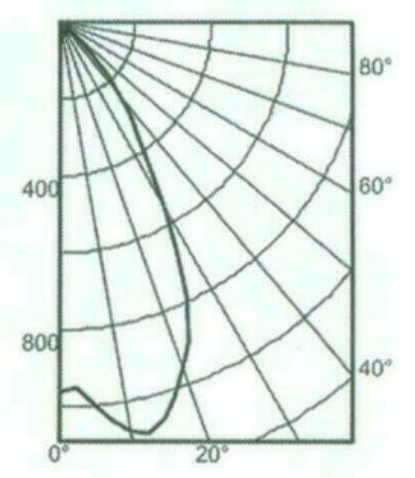

	Ave	Lumens
0	961	
5	992	98
15	1064	295
25	789	353
35	362	235
45	121	96
55	2	4
65	1	1
75	0	0
85	0	0
90	0	

Zone	Lumens	% Lamp
0° - 30°	746.1	69.0
0° - 40°	981.1	90.7
0° - 60°	1080.9	99.9
0° - 90°	1082.0	100.0
90° - 120°	0.0	0.0
90° - 130°	0.0	0.0
90° - 150°	0.0	0.0
90° - 180°	0.0	0.0
0° - 180°	1082.0	*100.0

*Efficiency

pf	20%								
pc	80%			70%			50%		
pw	50%	30%	10%	50%	30%	10%	50%	30%	10%
0	119	119	119	116	116	116	111	111	111
1	111	108	106	109	106	104	104	103	101
2	103	99	95	101	97	94	98	95	92
3	96	91	87	94	90	86	92	88	85
4	89	84	79	88	83	79	86	81	78
5	83	77	73	82	77	73	81	76	72
6	78	72	68	77	72	67	76	71	67
7	73	67	63	73	67	63	71	66	62
8	69	63	59	68	62	58	67	62	58
9	65	59	55	64	59	55	63	58	54
10	61	55	51	61	55	51	60	55	51

		50% beam - 54.5°		10% beam - 82.2°	
Mounting Height	Inital FC Center Beam	Diameter	FC	Diameter	FC
8.0	31.8	5.7	15.9	9.6	3.2
10.0	17.1	7.7	8.5	13.1	1.7
12.0	10.6	9.8	5.3	16.6	1.1
14.0	7.3	11.8	3.6	20.1	0.7
16.0	5.3	13.9	2.6	23.6	0.5

LDN6 35/30 LO6AR, input watts: 34.69, delivered lumens: 3033.9, LM/W = 87.45, spacing criterion at 0= 1.02, test no. ISF 30716P22.

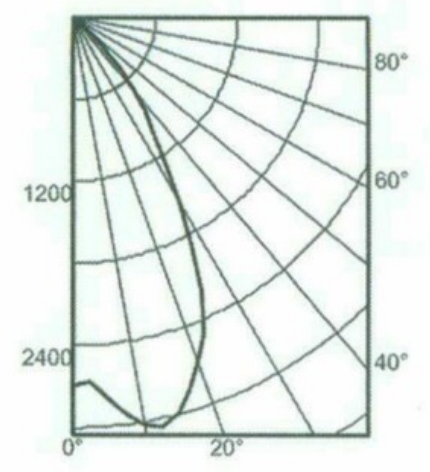

	Ave	Lumens
0	2693	
5	2782	274
15	2984	827
25	2212	991
35	1014	659
45	339	268
55	4	12
65	2	2
75	1	1
85	0	0
90	0	

Zone	Lumens	% Lamp
0° - 30°	2092.2	69.0
0° - 40°	2751.0	90.7
0° - 60°	3030.8	99.9
0° - 90°	3033.9	100.0
90° - 120°	0.0	0.0
90° - 130°	0.0	0.0
90° - 150°	0.0	0.0
90° - 180°	0.0	0.0
0° - 180°	3033.9	*100.0

*Efficiency

pf	20%								
pc	80%			70%			50%		
pw	50%	30%	10%	50%	30%	10%	50%	30%	10%
0	119	119	119	116	116	116	111	111	111
1	111	108	106	109	106	104	104	103	101
2	103	99	95	101	97	94	98	95	92
3	96	91	87	94	90	86	92	88	85
4	89	84	79	88	83	79	86	81	78
5	83	77	73	82	77	73	81	76	72
6	78	72	68	77	72	67	76	71	67
7	73	67	63	73	67	63	71	66	62
8	69	63	59	68	62	58	67	62	58
9	65	59	55	64	59	55	63	58	54
10	61	55	51	61	55	51	60	55	51

		50% beam - 54.5°		10% beam - 82.2°	
Mounting Height	Inital FC Center Beam	Diameter	FC	Diameter	FC
8.0	89.0	5.7	44.5	9.6	8.9
10.0	47.9	7.7	23.9	13.1	4.8
12.0	29.8	9.8	14.9	16.6	3.0
14.0	20.4	11.8	10.2	20.1	2.0
16.0	14.8	13.9	7.4	23.6	1.5

LDN6 35/50 LO6AR, input watts: 55.56, delivered lumens: 4922.1, LM/W = 88.59, spacing criterion at 0= 1.02, test no. ISF 30716P40.

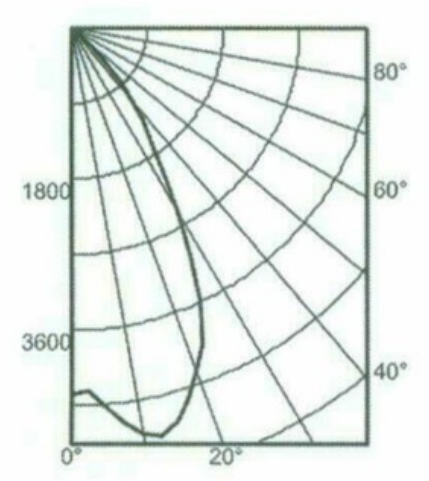

	Ave	Lumens
0	4370	
5	4513	445
15	4841	1341
25	3589	1608
35	1645	1069
45	550	435
55	7	19
65	3	3
75	2	2
85	0	0
90	0	

Zone	Lumens	% Lamp
0° - 30°	3394.2	69.0
0° - 40°	4463.2	90.7
0° - 60°	4917.1	99.9
0° - 90°	4922.1	100.0
90° - 120°	0.0	0.0
90° - 130°	0.0	0.0
90° - 150°	0.0	0.0
90° - 180°	0.0	0.0
0° - 180°	4922.1	*100.0

*Efficiency

pf	20%								
pc	80%			70%			50%		
pw	50%	30%	10%	50%	30%	10%	50%	30%	10%
0	119	119	119	116	116	116	111	111	111
1	111	108	106	109	106	104	104	103	101
2	103	99	95	101	97	94	98	95	92
3	96	91	87	94	90	86	92	88	85
4	89	84	79	88	83	79	86	81	78
5	83	77	73	82	77	73	81	76	72
6	78	72	68	77	72	67	76	71	67
7	73	67	63	73	67	63	71	66	62
8	69	63	59	68	62	58	67	62	58
9	65	59	55	64	59	55	63	58	54
10	61	55	51	61	55	51	60	55	51

		50% beam - 54.5°		10% beam - 82.2°	
Mounting Height	Inital FC Center Beam	Diameter	FC	Diameter	FC
8.0	144.4	5.7	72.2	9.6	14.4
10.0	77.7	7.7	38.8	13.1	7.8
12.0	48.4	9.8	24.2	16.6	4.8
14.0	33.0	11.8	16.5	20.1	3.3
16.0	24.0	13.9	12.0	23.6	2.4

LDN6

* All dimensions are inches (centimeters) unless otherwise noted.

LDN6 1500 LUMEN

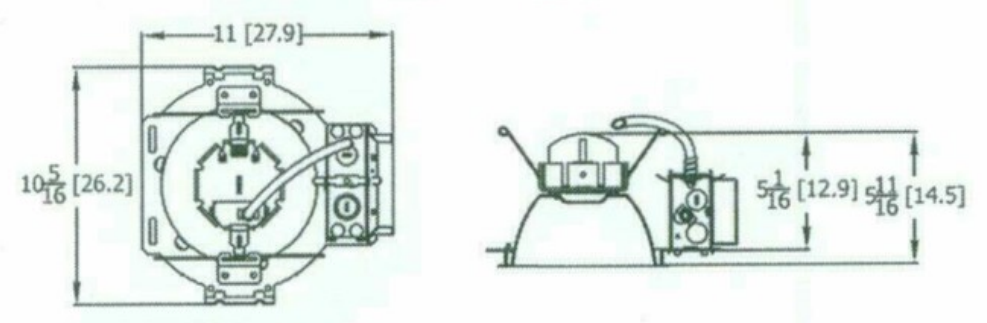

Aperture: 6-1/4 (15.9)
Ceiling Opening: 7-1/8 (18.1)
Overlap trim: 7-1/2 (19.1)

LDN6 3000 LUMEN

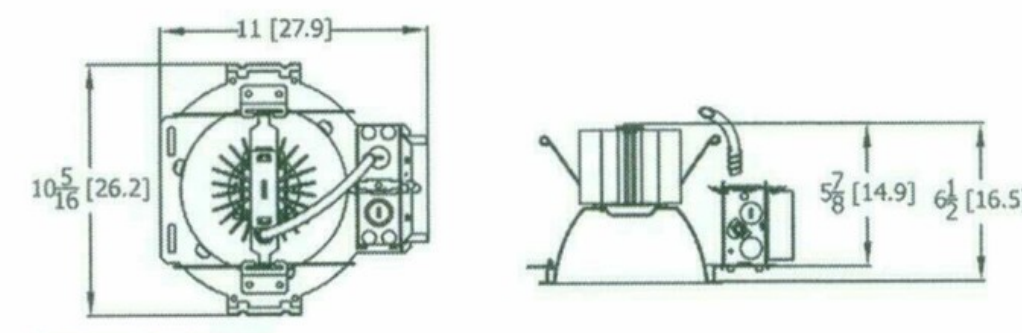

Aperture: 6-1/4 (15.9)
Ceiling Opening: 7-1/8 (18.1)
Overlap trim: 7-1/2 (19.1)

LDN6 5000 LUMEN

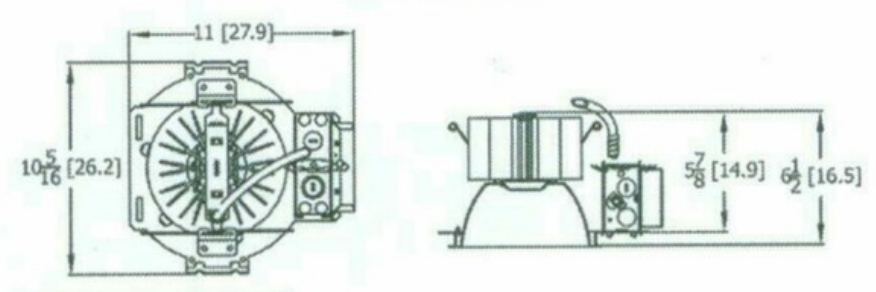

Marked Spacing: 24 x 24 x 10
Aperture: 6-1/4 (15.9)
Ceiling Opening: 7-1/8 (18.1)
Overlap trim: 7-1/2 (19.1)

LDN6 CP

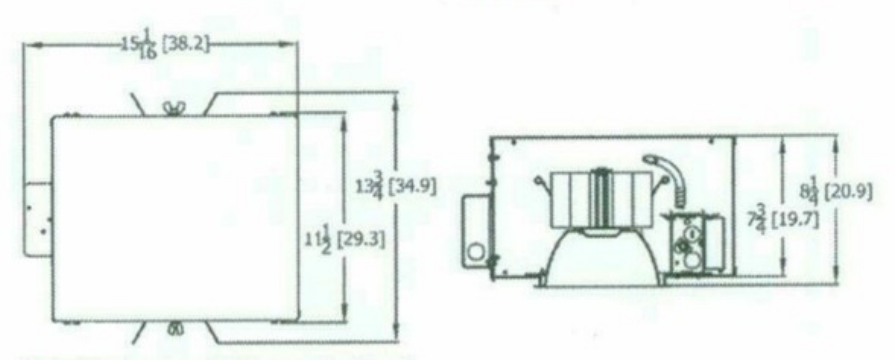

Marked Spacing above 3000 lumen: 24 x 24 x 10
Aperture: 6-1/4 (15.9)
Ceiling Opening: 7-1/8 (18.1)
Overlap trim: 7-1/2 (19.1)

LDN6 1500 EL-ELR

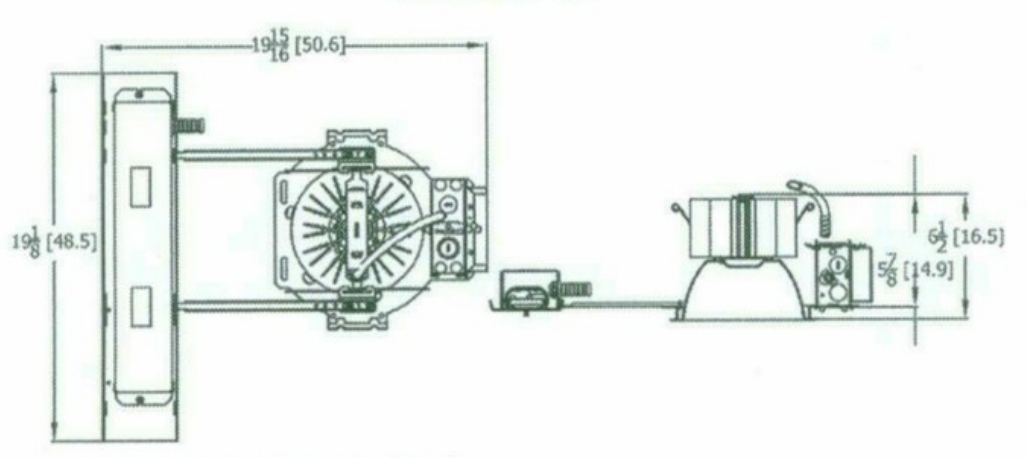

Marked Spacing above 3000 lumen: 24 x 24 x 10
Aperture: 6-1/4 (15.9)
Ceiling Opening: 7-1/8 (18.1)
Overlap trim: 7-1/2 (19.1)

LDN6			
Target Lumen	**Lumens @ 3500K**	**Wattage**	**LPW**
500	662.2	7.6	87.1
1000	1082.0	12.8	84.5
1500	1606.0	20.5	78.3
2000	2023.0	22.6	89.5
2500	2529.5	27.1	93.3
3000	3034.0	34.7	87.4
4000	3977.5	44.1	90.2
5000	4922.2	55.5	88.7

EL/ELR AVAILABILITY/COMPATIBILITY - INITIAL LUMENS			
Lumen package	**Watts**	**Initial lumens EL/ELR**	**Emergency LED driver**
600	12	500	PS1050
1000	18	575	PS1050
1500	26	640	PS1050
2000	35	690	PS1050

LUMEN OUTPUT MULTIPLIERS - FINISH			
	Clear (AR)	**White (WR)**	**Black (BR)**
Specular (LS)	1.0	N/A	N/A
Semi-specular (LSS)	0.950	N/A	N/A
Matte diffuse (LD)	0.85	N/A	N/A
Painted	N/A	0.87	0.73

LUMEN OUTPUT MULTIPLIERS - CCT					
	2700K	**3000K**	**3500K**	**4000K**	**5000K**
80CRI	0.950	0.966	1.000	1.025	1.101

Notes
- Tested in accordance with IESNA LM-79-08.
- Tested to current IES and NEMA standards under stabilized laboratory conditions.
- CRI: 80 typical.

LDN6

ADDITIONAL DATA

COMPATIBLE 0-10V WALL-MOUNT DIMMERS		
MANUFACTURER	PART NO.	POWER BOOSTER AVAILABLE
Lutron®	Diva® DVTV	
	Diva® DVSCTV	
	Nova T® NTFTV	
	Nova® NFTV	
Leviton®	AWSMT-7DW	CN100
	AWSMG-7DW	PE300
	AMRMG-7DW	
	Leviton Centura Fluorescent Control System	
	IllumaTech® IP7 Series	
Synergy®	ISD BC	RDMFC
	SLD LPCS	
	Digital Equinox (DEQ BC)	
Douglas Lighting Controls	WPC-5721	
Entertainment Technology	Tap Glide TG600FAM120 (120V)	
	Tap Glide Heatsink TGH1500FAM120 (120V)	
	Oasis OA2000FAMU	
Honeywell	EL7315A1019	EL7305A1010 (optional)
	EL7315A1009	
HUNT Dimming	Preset slide: PS-010-IV and PS-010-WH	
	Preset slide: PS-010-3W-IV and PS-010-3W-WH	
	Preset slide, controls FD-010: PS-IFC-010-IV and PS-IFC-010-WH-120/277V	
	Preset slide, controls FD-010: PS-IFC-010-3W-IV and PS-IFC-010-3W-WH-120/277V	
	Remote mounted unit: FD-010	
Lehigh Electronic Products	Solitaire	PBX
PDM Electrical Products	WPC-5721	
Starfield Controls	TR61 with DALI interface port	RT03 DALInet Router
WattStopper®	LS-4 used with LCD-101 and LCD-103	

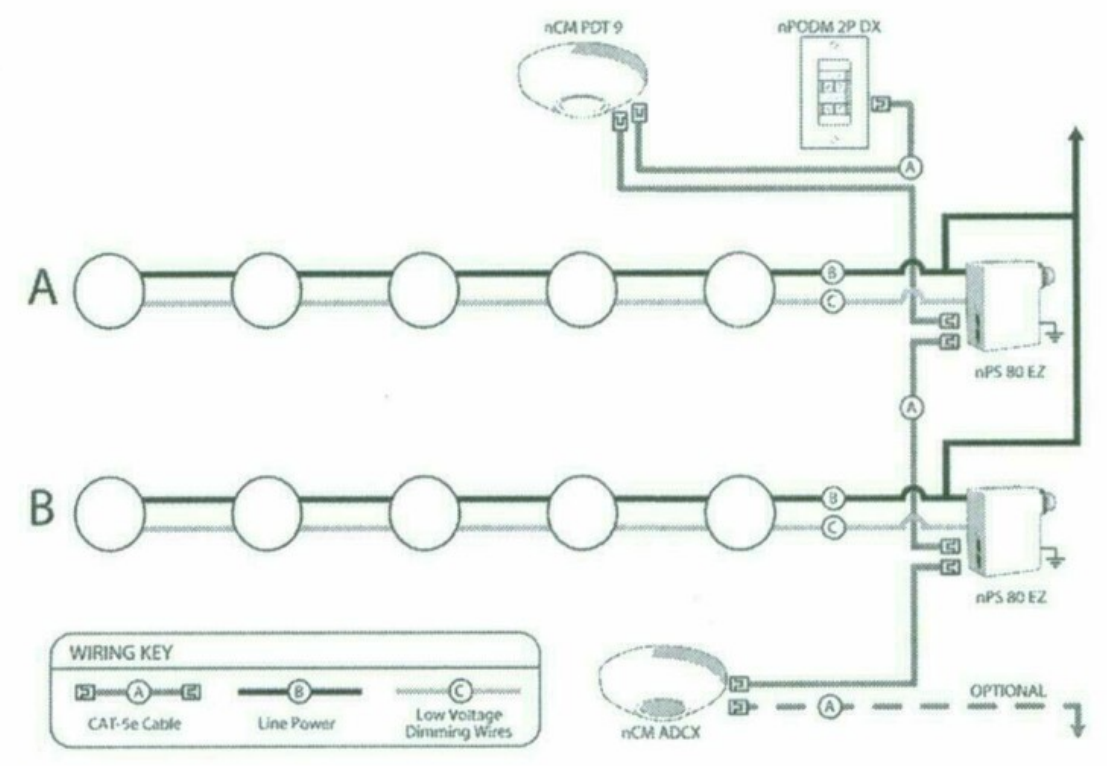

nLight® Control Accessories:
Order as separate catalog number.
Visit www.sensorswitch.com/nLight for complete listing of nLight controls.

WallPod stations	**Model number**	**Occupancy sensors**	**Model number**
On/Off	nPODM [color]	Small motion 360°, ceiling (PIR / dual tech)	nCM 9 / nCM PDT 9
On/Off & Raise/Lower	nPODM DX [color]	Large motion 360°, ceiling (PIR / dual tech)	nCM 10 / nCM PDT 10
Graphic Touchscreen	nPOD GFX [color]	Wide view (PIR / dual tech)	nWV 16 / nWV PDT 16
Photocell controls	**Model number**	Wall Switch w/ Raise/Lower (PIR / dual tech)	nWSX LV DX / nWSX PDT LV DX
Dimming	nCM ADCX	**Cat-5 cables (plenum rated)**	**Model number**
		10', CAT5 10FT	CAT5 10FT J1
		15', CAT5 15FT	CAT5 15FT J1

A+ Capable Luminaire

This item is an A+ capable luminaire, which has been designed and tested to provide consistent color appearance and out-of-the-box control compatibility with simple commissioning.

- All configurations of this luminaire meet the Acuity Brands' specification for chromatic consistency
- This luminaire is part of an A+ Certified solution for nLight® control networks when ordered with drivers marked by a shaded background*
- This luminaire is part of an A+ Certified solution for nLight control networks, providing advanced control functionality at the luminaire level, when selection includes driver and control options marked by a shaded background*

To learn more about A+, visit www.acuitybrands.com/aplus.

*See ordering tree for details

FIXTURES: SC & SCE @ 12'

D-Series Size 1
LED Wall Luminaire

Catalog Number	
Notes	
Type	

Hit the Tab key or mouse over the page to see all interactive elements.

d"series

Specifications

Luminaire

Width:	13-3/4" (34.9 cm)	**Weight:**	12 lbs (5.4 kg)
Depth:	10" (25.4 cm)		
Height:	6-3/8" (16.2 cm)		

Back Box (BBW, ELCW)

Width:	13-3/4" (34.9 cm)	**BBW Weight:**	5 lbs (2.3 kg)
Depth:	4" (10.2 cm)	**ELCW Weight:**	10 lbs (4.5 kg)
Height:	6-3/8" (16.2 cm)		

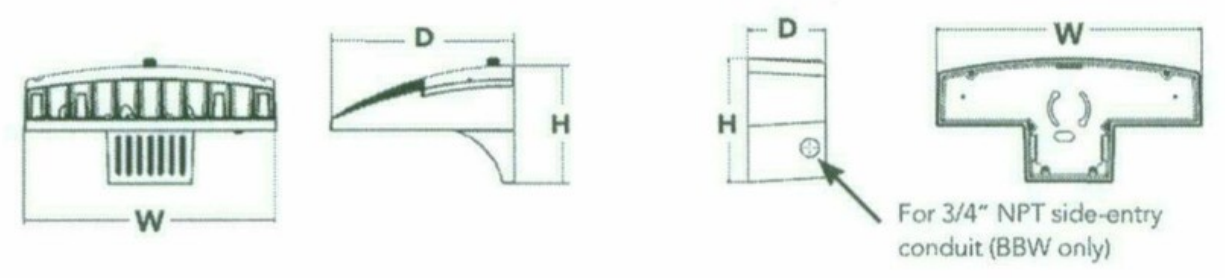

For 3/4" NPT side-entry conduit (BBW only)

Introduction

The D-Series Wall luminaire is a stylish, fully integrated LED solution for building-mount applications. It features a sleek, modern design and is carefully engineered to provide long-lasting, energy-efficient lighting with a variety of optical and control options for customized performance.

With an expected service life of over 20 years of nighttime use and up to 74% in energy savings over comparable 250W metal halide luminaires, the D-Series Wall is a reliable, low-maintenance lighting solution that produces sites that are exceptionally illuminated.

Ordering Information **EXAMPLE:** DSXW1 LED 20C 1000 40K T3M MVOLT DDBTXD

DSXW1 LED							
Series	**LEDs**	**Drive Current**	**Color temperature**	**Distribution**	**Voltage**	**Mounting**	**Control Options**
DSXW1 LED	10C 10 LEDs (one engine) 20C 20 LEDs (two engines)	350 350 mA 530 530 mA 700 700 mA 1000 1000 mA (1 A)	30K 3000 K 40K 4000 K 50K 5000 K AMBPC Amber phosphor converted	T2S Type II Short T2M Type II Medium T3S Type III Short T3M Type III Medium T4M Type IV Medium TFTM Forward Throw Medium ASYDF Asymmetric diffuse	MVOLT[1] 120[1] 208[1] 240[1] 277[1] 347[2] 480[2]	**Shipped included** (blank) Surface mounting bracket BBW Surface-mounted back box (for conduit entry)[3]	**Shipped installed** PE Photoelectric cell, button type[4] DMG 0-10V dimming driver (no controls) PIR 180° motion/ambient light sensor, <15' mtg ht[5] PIRH 180° motion/ambient light sensor, 15-30' mtg ht[5] PIR1FC3V Motion/ambient sensor, 8-15' mounting height, ambient sensor enabled at 1fc[5] PIRH1FC3V Motion/ambient sensor, 15-30' mounting height, ambient sensor enabled at 1fc[5] ELCW Emergency battery backup (includes external component enclosure)[6]

Other Options				**Finish** *(required)*					
Shipped installed		**Shipped separately[8]**							
SF	Single fuse (120, 277 or 347V)[7]	BSW	Bird-deterrent spikes	DDBXD	Dark bronze	DSSXD	Sandstone	DWHGXD	Textured white
DF	Double fuse (208, 240 or 480V)[7]	WG	Wire guard	DBLXD	Black	DDBTXD	Textured dark bronze	DSSTXD	Textured sandstone
HS	House-side shield[8]	VG	Vandal guard	DNAXD	Natural aluminum	DBLBXD	Textured black		
SPD	Separate surge protection[9]	DDL	Diffused drop lens	DWHXD	White	DNATXD	Textured natural aluminum		

Accessories
Ordered and shipped separately.

DSXWHS U	House-side shield (one per light engine)
DSXWBSW U	Bird-deterrent spikes
DSXW1WG U	Wire guard accessory
DSXW1VG U	Vandal guard accessory

NOTES
1 MVOLT driver operates on any line voltage from 120-277V (50/60 Hz). Specify 120, 208, 240 or 277 options only when ordering with fusing (SF, DF options), or photocontrol (PE option).
2 Only available with 20C, 700mA or 1000mA. Not available with PIR or PIRH.
3 Back box ships installed on fixture. Cannot be field installed. Cannot be ordered as an accessory.
4 Photocontrol (PE) requires 120, 208, 240, 277 or 347 voltage option. Not available with motion/ambient light sensors (PIR or PIRH).
5 PIR and PIR1FC3V specifies the Sensor Switch SBGR-10-ODP control; PIRH specifies the Sensor Switch SBGR-6-ODP control; see Motion Sensor Guide for details. Includes ambient light sensor. Not available with "PE" option (button type photocell). Dimming driver standard. Not available with 20 LED/1000 mA configuration (DSXW1 LED 20C 1000).
6 Cold weather (-20C) rated. Not compatible with conduit entry applications. Not available with BBW mounting option. Not available with fusing. Not available with 347 or 480 voltage options. Emergency components located in back box housing. Emergency mode IES files located on product page at www.lithonia.com
7 Single fuse (SF) requires 120, 277 or 347 voltage option. Double fuse (DF) requires 208, 240 or 480 voltage option. Not available with ELCW.
8 Also available as a separate accessory; see Accessories information.
9 See the electrical section on page 3 for more details.

Performance Data

Lumen Output

Lumen values are from photometric tests performed in accordance with IESNA LM-79-08. Data is considered to be representative of the configurations shown, within the tolerances allowed by Lighting Facts. Contact factory for performance data on any configurations not shown here.

LEDs	Drive Current (mA)	System Watts	Dist. Type	30K					40K					50K					AMBER				
				Lumens	B	U	G	LPW	Lumens	B	U	G	LPW	Lumens	B	U	G	LPW	Lumens	B	U	G	LPW
10C (10 LEDs)	350mA	14W	T2S	1,415	0	0	1	101	1,520	0	0	1	109	1,529	0	0	1	109	894	0	0	1	64
			T2M	1,349	0	0	1	96	1,449	0	0	1	104	1,458	0	0	1	104	852	0	0	1	61
			T3S	1,400	0	0	1	100	1,503	0	0	1	107	1,512	0	0	1	108	884	0	0	1	63
			T3M	1,386	0	0	1	99	1,488	0	0	1	106	1,497	0	0	1	107	876	0	0	1	63
			T4M	1,358	0	0	1	97	1,458	0	0	1	104	1,467	0	0	1	105	858	0	0	1	61
			TFTM	1,411	0	0	1	101	1,515	0	0	1	108	1,525	0	0	1	109	892	0	0	1	64
			ASYDF	1,262	0	0	1	90	1,355	1	0	1	97	1,363	1	0	1	97	797	0	0	1	57
	530 mA	20W	T2S	2,054	1	0	1	103	2,205	1	0	1	110	2,219	1	0	1	111	1,264	0	0	1	63
			T2M	1,957	1	0	1	98	2,102	1	0	1	105	2,115	1	0	1	106	1,205	0	0	1	60
			T3S	2,031	0	0	1	102	2,181	0	0	1	109	2,195	0	0	1	110	1,250	0	0	1	63
			T3M	2,010	1	0	1	101	2,159	1	0	1	108	2,172	1	0	1	109	1,237	0	0	1	62
			T4M	1,970	1	0	1	99	2,115	1	0	1	106	2,128	0	0	1	106	1,212	0	0	1	61
			TFTM	2,047	0	0	1	102	2,198	0	0	1	110	2,212	0	0	1	111	1,260	0	0	1	63
			ASYDF	1,830	1	0	1	92	1,966	1	0	1	98	1,978	1	0	1	99	1,127	0	0	1	56
	700 mA	27W	T2S	2,623	1	0	1	97	2,816	1	0	1	104	2,834	1	0	1	105	1,544	0	0	1	57
			T2M	2,499	1	0	1	93	2,684	1	0	1	99	2,701	1	0	1	100	1,472	0	0	1	55
			T3S	2,593	1	0	1	96	2,785	1	0	1	103	2,802	1	0	1	104	1,527	0	0	1	57
			T3M	2,567	1	0	1	95	2,757	1	0	1	102	2,774	1	0	1	103	1,512	0	0	1	56
			T4M	2,515	1	0	1	93	2,701	1	0	1	100	2,718	1	0	1	101	1,481	0	0	1	55
			TFTM	2,614	1	0	1	97	2,807	1	0	1	104	2,825	1	0	1	105	1,539	0	0	1	57
			ASYDF	2,337	1	0	1	87	2,510	1	0	1	93	2,526	1	0	1	94	1,376	0	0	1	51
	1000 mA	40W	T2S	3,685	1	0	1	92	3,957	1	0	1	99	3,982	1	0	1	100	2,235	1	0	1	58
			T2M	3,512	1	0	1	88	3,771	1	0	1	94	3,795	1	0	1	95	2,130	1	0	2	55
			T3S	3,644	1	0	1	91	3,913	1	0	1	98	3,938	1	0	1	98	2,210	1	0	2	57
			T3M	3,607	1	0	1	90	3,874	1	0	1	97	3,898	1	0	1	97	2,187	1	0	2	56
			T4M	3,534	1	0	1	88	3,795	1	0	1	95	3,819	1	0	1	95	2,143	1	0	2	55
			TFTM	3,674	1	0	1	92	3,945	1	0	1	99	3,969	1	0	1	99	2,228	1	0	2	57
			ASYDF	3,284	1	0	1	82	3,527	1	0	1	88	3,549	1	0	1	89	1,991	1	0	2	51
20C (20 LEDs)	350mA	24W	T2S	2,820	1	0	1	118	3,028	1	0	1	126	3,047	1	0	1	127	1,777	1	0	1	74
			T2M	2,688	1	0	1	112	2,886	1	0	1	120	2,904	1	0	1	121	1,693	1	0	1	71
			T3S	2,789	1	0	1	116	2,995	1	0	2	125	3,013	1	0	2	126	1,757	0	0	1	73
			T3M	2,761	1	0	1	115	2,964	1	0	2	124	2,983	1	0	2	124	1,739	1	0	1	72
			T4M	2,705	1	0	1	113	2,904	1	0	2	121	2,922	1	0	2	122	1,704	1	0	1	71
			TFTM	2,811	1	0	1	117	3,019	1	0	2	126	3,038	1	0	2	127	1,771	0	0	1	74
			ASYDF	2,513	1	0	1	105	2,699	1	0	2	112	2,716	1	0	2	113	1,584	1	0	1	66
	530 mA	36W	T2S	4,079	1	0	1	113	4,380	1	0	1	122	4,408	1	0	1	122	2,504	1	0	1	70
			T2M	3,887	1	0	1	108	4,174	1	0	1	116	4,200	1	0	1	117	2,387	1	0	1	66
			T3S	4,034	1	0	1	112	4,332	1	0	1	120	4,359	1	0	1	121	2,477	1	0	1	69
			T3M	3,993	1	0	1	111	4,288	1	0	1	119	4,315	1	0	1	120	2,451	1	0	2	68
			T4M	3,912	1	0	2	109	4,201	1	0	2	117	4,227	1	0	1	117	2,402	1	0	1	67
			TFTM	4,066	1	0	1	113	4,367	1	0	1	121	4,394	1	0	1	122	2,496	1	0	1	69
			ASYDF	3,635	1	0	2	101	3,904	1	0	2	108	3,928	1	0	2	109	2,232	1	0	1	62
	700 mA	47W	T2S	5,188	1	0	1	110	5,571	1	0	1	119	5,606	1	0	1	119	3,065	1	0	1	65
			T2M	4,945	1	0	1	105	5,310	1	0	1	113	5,343	1	0	1	114	2,921	1	0	1	62
			T3S	5,131	1	0	1	109	5,510	1	0	2	117	5,544	1	0	2	118	3,031	1	0	1	64
			T3M	5,079	1	0	2	108	5,454	1	0	2	116	5,488	1	0	2	117	3,000	1	0	1	64
			T4M	4,976	1	0	2	106	5,343	1	0	2	114	5,377	1	0	2	114	2,939	1	0	1	63
			TFTM	5,172	1	0	2	110	5,554	1	0	2	118	5,589	1	0	2	119	3,055	1	0	1	65
			ASYDF	4,624	1	0	2	98	4,966	1	0	2	106	4,997	1	0	2	106	2,732	1	0	1	58
	1000 mA	74W	T2S	7,205	1	0	1	97	7,736	1	0	1	105	7,785	1	0	1	105	4,429	1	0	1	61
			T2M	6,866	1	0	2	93	7,373	1	0	2	100	7,419	1	0	2	100	4,221	1	0	2	58
			T3S	7,124	1	0	2	96	7,650	1	0	2	103	7,698	1	0	2	104	4,380	1	0	2	60
			T3M	7,052	1	0	2	95	7,736	1	0	2	105	7,620	1	0	2	103	4,335	1	0	2	59
			T4M	6,910	1	0	2	93	7,420	1	0	2	100	7,466	1	0	2	101	4,248	1	0	2	58
			TFTM	7,182	1	0	2	97	7,712	1	0	2	104	7,760	1	0	2	105	4,415	1	0	2	60
			ASYDF	6,421	1	0	2	87	6,895	2	0	2	93	6,938	2	0	2	94	3,947	1	0	2	54

Performance Data

Lumen Ambient Temperature (LAT) Multipliers

Use these factors to determine relative lumen output for average ambient temperatures from 0-40°C (32-104°F).

Ambient		Lumen Multiplier
0°C	32°F	1.02
10°C	50°F	1.01
20°C	68°F	1.00
25°C	**77°F**	**1.00**
30°C	86°F	1.00
40°C	104°F	0.98

Electrical Load

LEDs	Drive Current (mA)	System Watts	Current (A)					
			120V	208V	240V	277V	347V	480V
10C	350	14 W	0.13	0.07	0.06	0.06	-	-
	530	20 W	0.19	0.11	0.09	0.08	-	-
	700	27 W	0.25	0.14	0.13	0.11	-	-
	1000	40 W	0.37	0.21	0.19	0.16	-	-
20C	350	24 W	0.23	0.13	0.12	0.10	-	-
	530	36 W	0.33	0.19	0.17	0.14	-	-
	700	47 W	0.44	0.25	0.22	0.19	0.15	0.11
	1000	74 W	0.69	0.40	0.35	0.30	0.23	0.17

Projected LED Lumen Maintenance

Data references the extrapolated performance projections for the **DSXW1 LED 20C 1000** platform in a **25°C ambient**, based on 10,000 hours of LED testing (tested per IESNA LM-80-08 and projected per IESNA TM-21-11).

To calculate LLF, use the lumen maintenance factor that corresponds to the desired number of operating hours below. For other lumen maintenance values, contact factory.

Operating Hours	0	25,000	50,000	100,000
Lumen Maintenance Factor	1.0	0.95	0.93	0.88

Photometric Diagrams

To see complete photometric reports or download .ies files for this product, visit Lithonia Lighting's D-Series Wall Size 1 homepage.

Isofootcandle plots for the DSXW1 LED 20C 1000 40K. Distances are in units of mounting height (15').

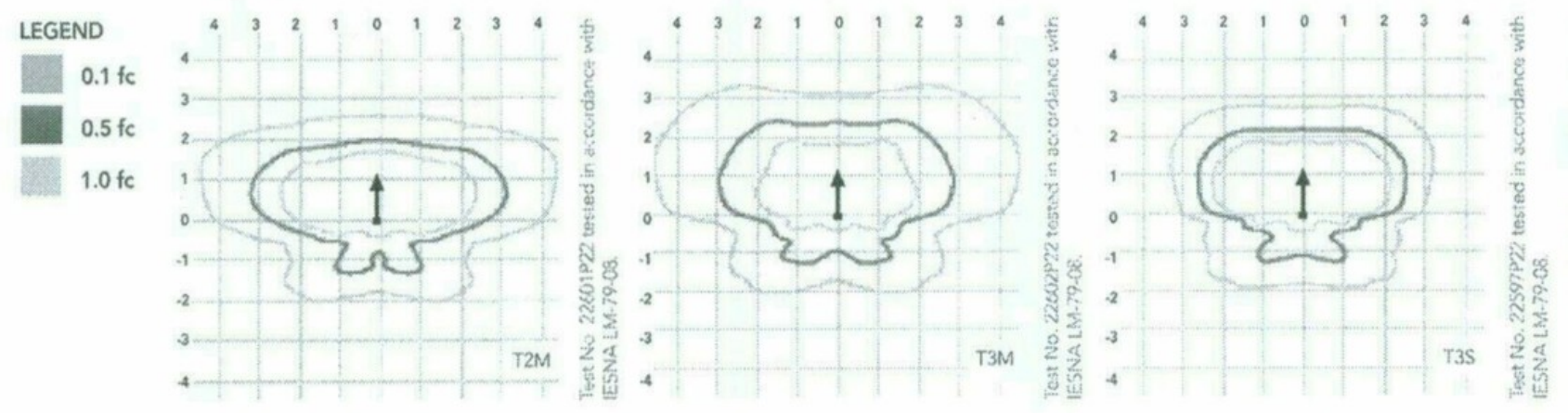

Distribution overlay comparison to 250W metal halide.

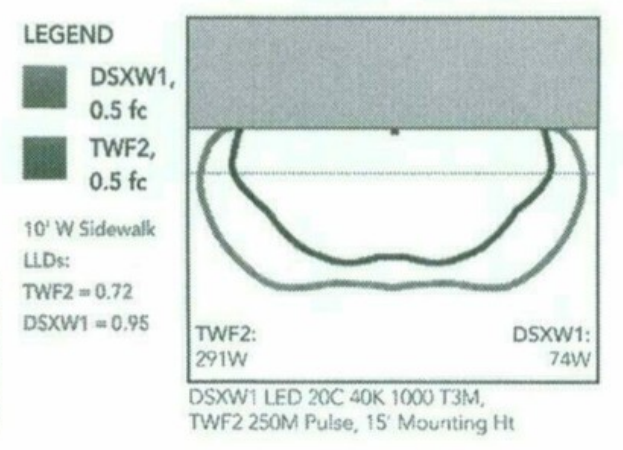

DSXW1 LED 20C 40K 1000 T3M, TWF2 250M Pulse, 15' Mounting Ht

Options and Accessories



T3M (left), ASYDF (right) lenses



HS - House-side shields

BSW - Bird-deterrent spikes

WG - Wire guard

VG - Vandal guard

DDL - Diffused drop lens

FEATURES & SPECIFICATIONS

INTENDED USE
The energy savings, long life and easy-to-install design of the D-Series Wall Size 1 make it the smart choice for building-mounted doorway and pathway illumination for nearly any facility.

CONSTRUCTION
Two-piece die-cast aluminum housing has integral heat sink fins to optimize thermal management through conductive and convective cooling. Modular design allows for ease of maintenance. The LED driver is mounted to the door to thermally isolate it from the light engines for low operating temperature and long life. Housing is completely sealed against moisture and environmental contaminants (IP65).

FINISH
Exterior parts are protected by a zinc-infused Super Durable TGIC thermoset powder coat finish that provides superior resistance to corrosion and weathering. A tightly controlled multi-stage process ensures a minimum 3 mils thickness for a finish that can withstand extreme climate changes without cracking or peeling. Available in textured and non-textured finishes.

OPTICS
Precision-molded proprietary acrylic lenses provide multiple photometric distributions tailored specifically to building mounted applications. Light engines are available in 3000 K (70 min. CRI), 4000 K (70 min. CRI) or 5000 K (70 min. CRI) configurations.

ELECTRICAL
Light engine(s) consist of 10 high-efficacy LEDs mounted to a metal-core circuit board to maximize heat dissipation and promote long life (L88/100,000 hrs at 25°C). Class 1 electronic drivers have a power factor >90%, THD <20%, and a minimum 2.5KV surge rating. When ordering the SPD option, a separate surge protection device is installed within the luminaire which meets a minimum Category C Low (per ANSI/IEEE C62.41.2).

INSTALLATION
Included universal mounting bracket attaches securely to any 4" round or square outlet box for quick and easy installation. Luminaire has a slotted gasket wireway and attaches to the mounting bracket via corrosion-resistant screws.

LISTINGS
CSA certified to U.S. and Canadian standards. Rated for -40°C minimum ambient.

DesignLights Consortium® (DLC) qualified product. Not all versions of this product may be DLC qualified. Please check the DLC Qualified Products List at www.designlights.org to confirm which versions are qualified.

WARRANTY
Five-year limited warranty. Complete warranty terms located at www.acuitybrands.com/CustomerResources/Terms_and_conditions.aspx.

Note: Actual performance may differ as a result of end-user environment and application. All values are design or typical values, measured under laboratory conditions at 25 °C. Specifications subject to change without notice.

50-DR-2017

STIPULATION SET
RETAIN FOR RECORDS
APPROVED
5/3/18
DATE INITIALS

FIXTURES: SD, SD1 & SD2 @ 12'

50-DR-2017
02/28/18

STORAGE AT SHEA (CONCEPTUAL)

SEC 116TH STREET AND SHEA BOULEVARD
SCOTTSDALE,AZ
DATE: 02-27-2018 (PRELIMINARY)

© 2017 RKAA ARCHITECTS, INC. ALL RIGHTS RESERVED. THIS DRAWING IS AN INSTRUMENT OF SERVICE. IT IS THE PROPERTY OF RKAA ARCHITECTS, INC. AND MAY NOT BE DUPLICATED, USED OR DISCLOSED WITHOUT WRITTEN PERMISSION OF THE ARCHITECT.

PM-3

RKAA# 17120.5

RKAA
ARCHITECTS, INC

Project:	
Type:	
Catalog #:	

EELP
Life Safety and Lighting Products

Model ODEL

Over-Door LED Emergency Light

HOUSING
- Decorative, low-profile, architectural design for over-door and other exterior locations
- Full 90° cutoff
- Die cast housing
- Sealed diffuser lens
- Stainless steel hardware
- Wall or ceiling mount applications
- Mounts over standard 4" J-Box
- Available in white or aluminum finish

ELECTRICAL
- Dual voltage 120/277VAC
- Solid state charging and switching
- Brownout protection
- Overload and short circuit protection
- AC power indicator and test switch

LAMPS
- Supplied with ultra-bright LED strip

BATTERY
- Maintenance-free NiCad battery standard
- Battery will operate fixture for a minimum of 90 minutes in the event of a power outage
- Recharge time 24 hours
- Battery low voltage disconnect (LVD)
- Operating Temperature: -20°C - 40°C

CODE COMPLIANCE
- ETL Listed for Wet Locations
- IP66 Listed
- Meets UL924 Requirements
- NFPA 101 Life Safety Code compliant
- NEC and OSHA compliant
- ***Made in USA***

WARRANTY
- 5 year warranty

ORDERING INFORMATION

MODEL	WATTAGE	MOUNTING	OPERATION	COLOR	OPTIONS
ODEL	10W	C - Ceiling	EM - Battery Backup	BA - Brushed Aluminum	SD - Self Diagnostics
		W - Wall		W - White	SW - Security Lighting with Controls Switch
				B - Bronze	SW-SD - Security Lighting and Diagnostics
				CC - Custom Color	CW1 - Custom Window Color Filter 3800
					CW1 - Custom Window Color Filter 3200

MODEL	WATTAGE	MOUNTING	OPERATION	COLOR	OPTIONS
_____ -	_____ -	_____ -	_____ -	_____ -	_____ - _____

EELP • 2577 Neshaminy Interplex Dr. - KOR A, Suite 102 - Trevose, PA 19053 • PH: 800-490-4496 • •

Specifications and dimensions subject to change without notice.

ODEL 12032014

EELP
Life Safety and Lighting Products

OPTIONS

SD: Self Diagnostic Function
The purpose of this option is to provide visual signalling in response to a fault at the lamp and/or battery. If a failure is detected, visual status will occur immediately via the CHARGER LED and/or the BATTERY FAULT LED. The LEDs will stay illuminated until the fault is corrected.

STATUS	LED DISPLAY
Normal, Full Charge	Green On
Normal, Fast Charge	Orange On
Failed, Battery	Red Fast Flash
Failed, Lamp	Green Flash
Failed, Transfer	Orange Flash
Failed, Charger	Red Slow Flash

SW: Security Lighting with Control Switch
The ODEL fixture is offered as a battery backup unit only. When ordering the SW option, this unit becomes switchable between normally on and EM mode. (This option would be used when switching device is **120V**)

SW-SD: Security Lighting with Control Switch and Self Diagnostics
The ODEL fixture is offered as a battery backup unit only. When ordering the SW option, this unit becomes switchable between normally on and EM mode. (This option would be used when switching device is **277V**)

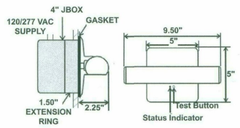

WALL MOUNT

CEILING MOUNT

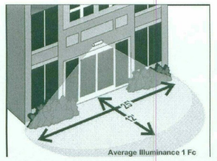

EELP • 2577 Neshaminy Interplex Dr. - KOR A, Suite 102 - Trevose, PA 19053 • PH: 800-490-4496 • •

FIXTURE: EM @ 8'

50-DR-2017
STIPULATION SET
RETAIN FOR RECORDS
APPROVED
5/3/18
DATE INITIALS

50-DR-2017
02/28/18

STORAGE AT SHEA (CONCEPTUAL)

SEC 116TH STREET AND SHEA BOULEVARD
SCOTTSDALE,AZ
DATE: 02-27-2018 (PRELIMINARY)

© 2017 RKAA ARCHITECTS, INC. ALL RIGHTS RESERVED. THIS DRAWING IS AN INSTRUMENT OF SERVICE. IT IS THE PROPERTY OF RKAA ARCHITECTS, INC. AND MAY NOT BE DUPLICATED, USED OR DISCLOSED WITHOUT WRITTEN PERMISSION OF THE ARCHITECT.

PM-4

RKAA# 17120.5

RKAA
ARCHITECTS, INC

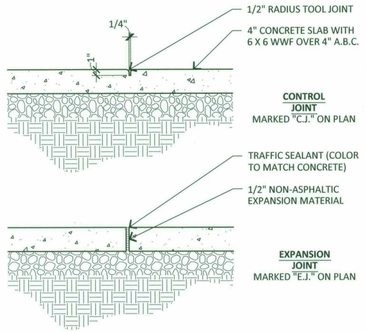

17 JOINT DETAILS

SCALE: 1" = 1'-0"

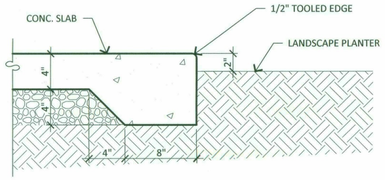

18 SLAB AT PLANTER

SCALE: 1 1/2" = 1'-0"

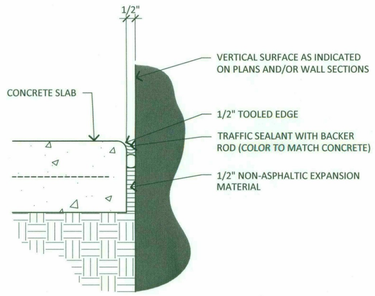

19 VERTICAL SURFACE JOINT

SCALE: 3" = 1'-0"

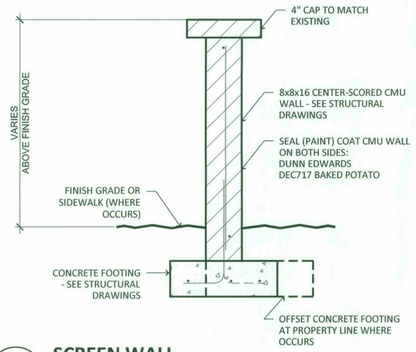

20 SCREEN WALL

SCALE: 3/4" = 1'-0"

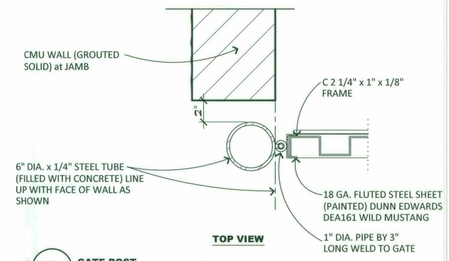

D GATE POST

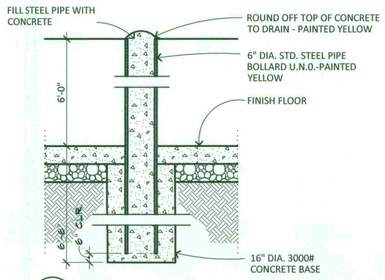

B PIPE BOLLARD (N.T.S.)

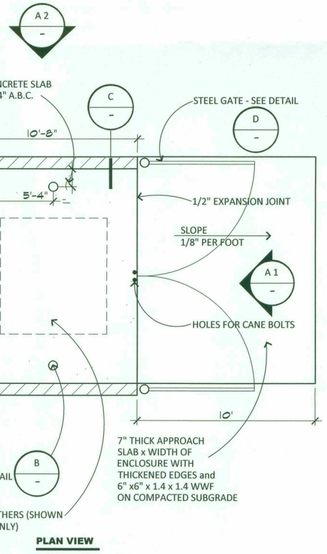

16 TRASH ENCLOSURE

02

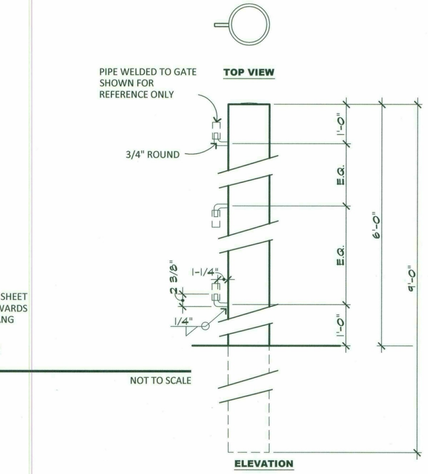

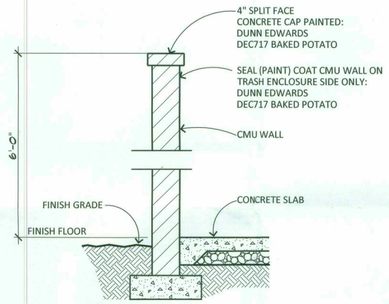

C TRASH ENCLOSURE WALL (N.T.S.)

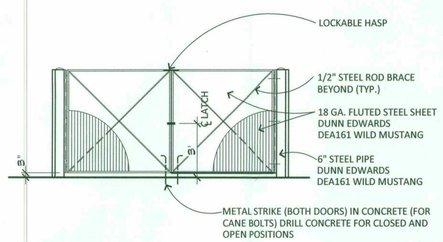

A 1 FRONT ELEVATION

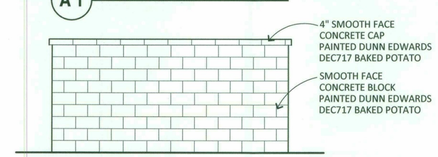

A 2 SIDE and REAR ELEVATION

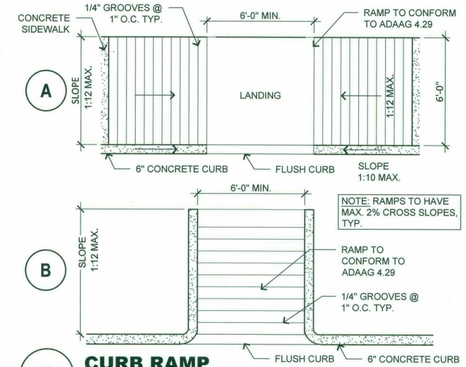

5 CURB RAMP

SCALE: 1/4 = 1'-0"

1. THE SIGN SHALL HAVE MIN. DIMENSIONS OF 12"x18", A THICKNESS OF 0.08", AND BE CONSTRUCTED FROM VIP DIAMOND SHEETING.
2. THE SIGN FACE SHALL HAVE A WHITE REFLECTIVE BACKGROUND WITH BLUE LEGEND. SEE THE CITY APPROVED MATERIALS LIST FOR SPECIFIC MATERIAL REQUIREMENTS.
3. ALL ACCESSIBLE PARKING SPACES SHALL BE IDENTIFIED BY A SIGN ON A CITY APPROVED POST OR WALL LOCATION. THESE SIGNS SHALL NOT BE OBSCURED FROM VIEW.
4. THE BOTTOM OF THE SIGN SHALL BE LOCATED NOT LESS THAN 3' NOR MORE THAN 6' ABOVE THE GRADE (PARKING LOT SURFACE) AND SHALL BE VISIBLE DIRECTLY IN FRONT OF THE PARKING SPACE.
5. ACCESSIBLE PARKING SPACES SHALL BE DESIGNATED AS RESERVED FOR PHYSICALLY DISABLED BY A SIGN SHOWING THE INTERNATIONAL WHEELCHAIR SYMBOL.
6. VAN ACCESSIBLE PARKING SIGN (AS REQUIRED). ANCHOR AS SIGN ABOVE
7. "MINIMUM FINE $250" SIGN. ANCHOR AS SIGN ABOVE.

6 ACCESSIBLE SIGNAGE

SCALE: 1 1/2" = 1'-0"

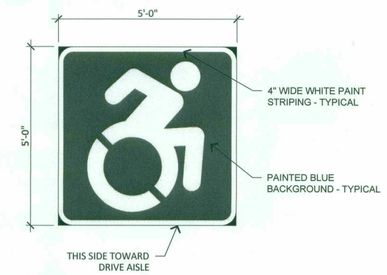

7 ADA SYMBOL

SCALE: 1/2" = 1'-0"

NOTES

1. BICYCLE RACK HOLDS 6 BICYCLES
2. FINISH TO BE WEATHER RESISTANT, BAKED-ON POWDER POLYMER COATING
3. ANCHOR RACK TO CONCRETE WITH 3/8 DIA. x 2-1/2" WEDGE ANCHORS (4 REQUIRED) OR SET TUBING 12" BELOW GRADE IN 24" DEEP x 6" WIDE CONCRETE FOOTING

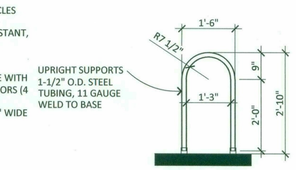

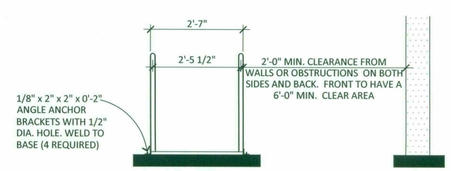

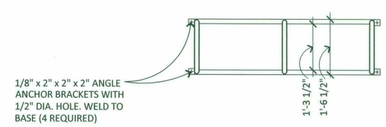

8 BICYCLE RACK

02

SCALE: 1/2" = 1'-0"

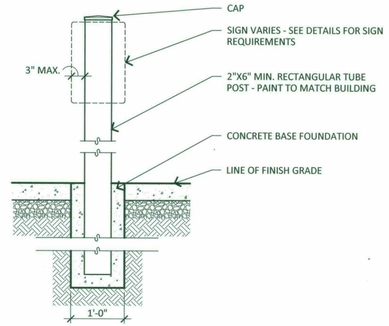

1 SIGN POST AND BASE

SCALE: 3/4" = 1'-0"

A ACCESSIBLE STALL

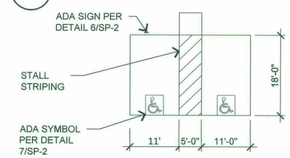

B STANDARD STALL

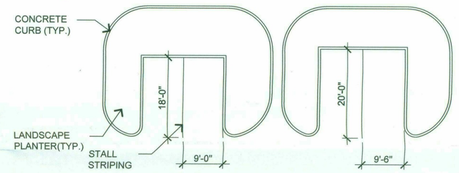

C DOUBLE PARKING

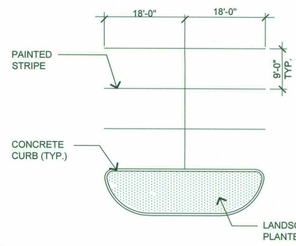

3 PARKING STALL

SCALE: 1/16" = 1'-0"

RKAA ARCHITECTS INC
2233 EAST THOMAS ROAD, PHOENIX, ARIZONA 85016
602-955-3900
RKAA.com

12-20-17

SITE DETAILS

NOTICE OF ALTERNATE BILLING OR PAYMENT CYCLE: THIS CONTRACT MAY ALLOW THE OWNER TO REQUIRE THE SUBMISSION OF BILLINGS OR ESTIMATES IN BILLING CYCLES OTHER THAN THIRTY DAYS. THIS CONTRACT MAY ALLOW OWNER TO MAKE PAYMENTS ON SOME ALTERNATIVE SCHEDULE AFTER CERTIFICATION AND APPROVAL OF BILLING AND ESTIMATES. A WRITTEN DESCRIPTION OF SUCH OTHER BILLING CYCLE APPLICABLE TO THE PROJECT IS AVAILABLE FROM OWNER OR DESIGNATED AGENT:
NAME:
ADDRESS
ADDRESS
CONTACT: Name
PHONE:

PROPOSED INTERNALIZED COMMUNITY STORAGE

SEC 116TH STREET AND SHEA BOULEVARD
SCOTTSDALE, ARIZONA

COPYRIGHT 2013, ALL RIGHTS RESERVED. THIS DRAWING IS AN INSTRUMENT OF SERVICE. IT IS THE PROPERTY OF THE CORPORATION, RKAA ARCHITECTS ASSOCIATES, INC. AND MAY NOT BE REPRODUCED, OR REPRODUCTION HEREOF USED, WITHOUT WRITTEN PERMISSION OF THE CORPORATION.

design by: EF
drawn by:
checked by: RWK

50-DR-2017
12/21/17

SP-2

project #: 17120.50

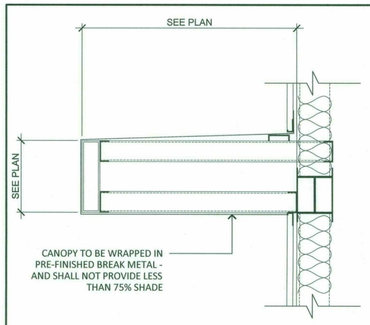

17 CANOPY SECTION

SCALE: 1" = 1'-0"

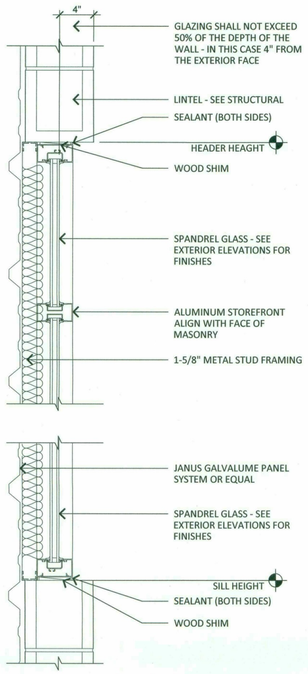

14 IN-FILL WINDOW DETAIL

SCALE: 1-1/2" = 1'-0"

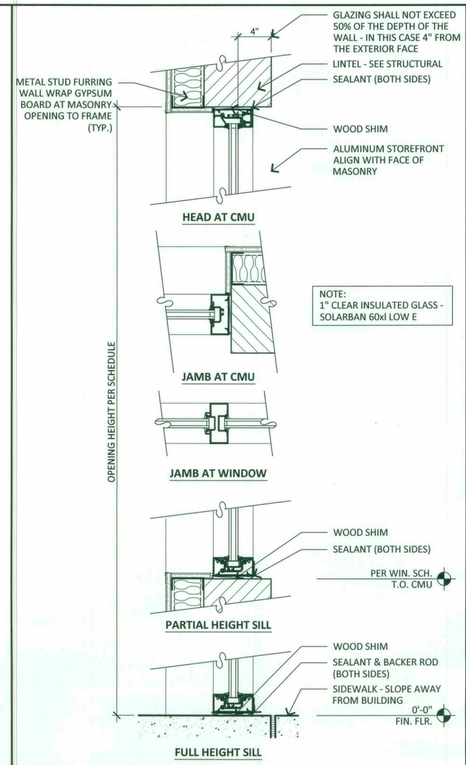

10 ALUMINUM STORE FRONT

SCALE: 1-1/2" = 1'-0"

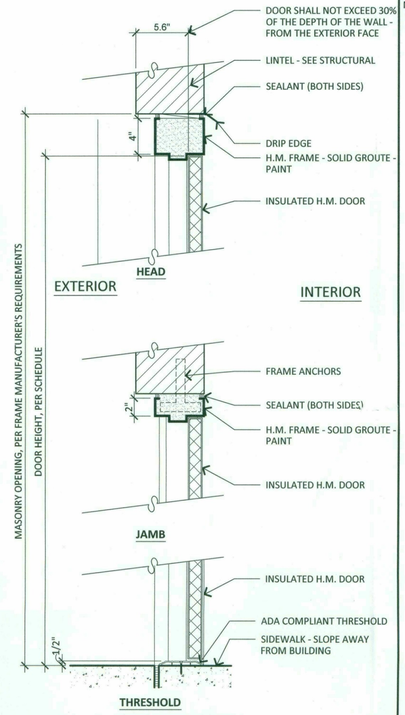

6 HOLLOW MTL DOOR/FRAME

SCALE: 1-1/2" = 1'-0"

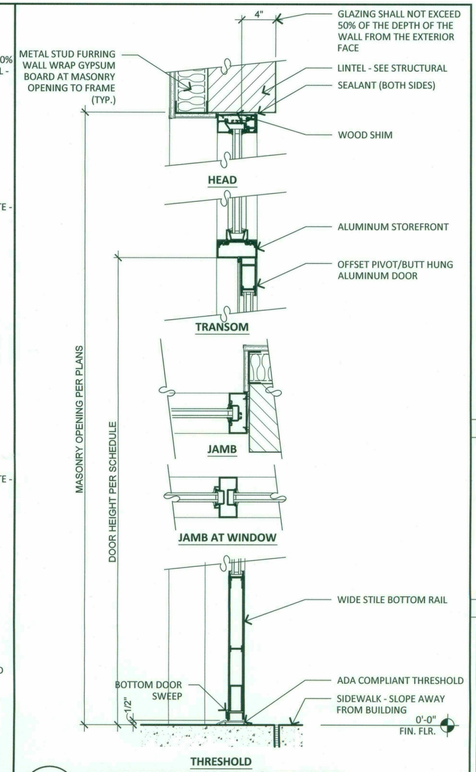

2 ALUMINUM DOOR & FRAME

SCALE: 1-1/2" = 1'-0"

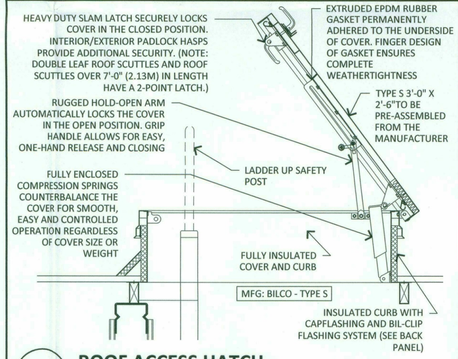

15 ROOF ACCESS HATCH

SCALE: 1"=1'-0"

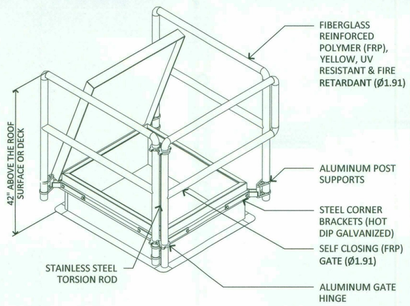

11 BILCO BIL GUARD

SCALE: 1" = 1'-0"

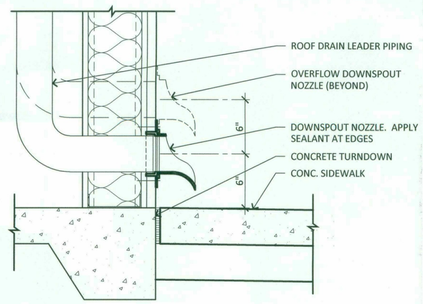

7 OVERFLOW / ROOF DRAIN DAYLIGHT

SCALE: 1-1/2" = 1'-0"

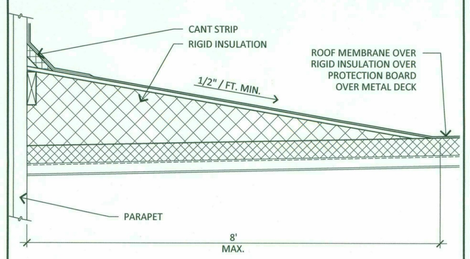

3 ROOF CRICKET

SCALE: 1" = 1'-0"

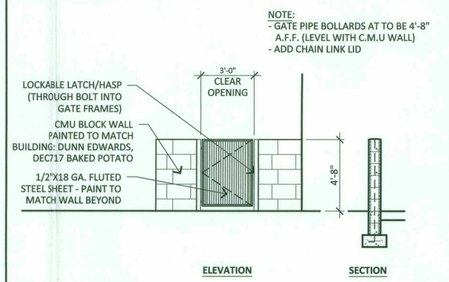

16 MECHANICAL SCREEN WALL

SCALE: 1/4" = 1'-0"

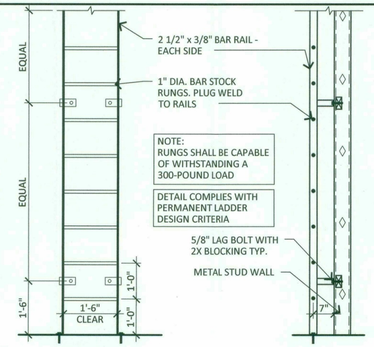

12 ROOF ACCESS LADDER

SCALE: 1/2"=1'-0"

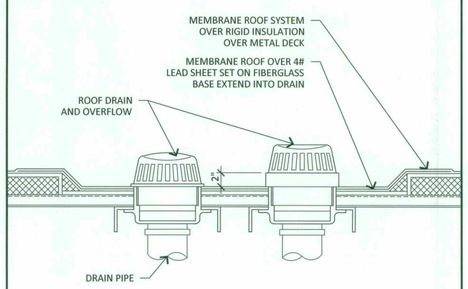

8 ROOF DRAIN AND OVERFLOW

SCALE: 1" = 1'-0"

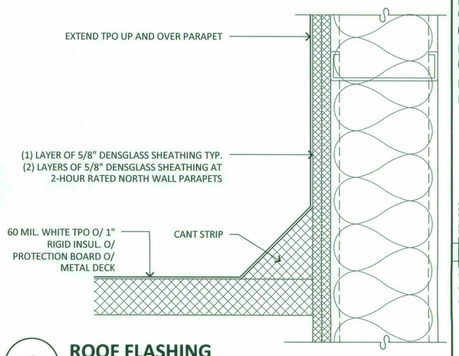

4 ROOF FLASHING

SCALE: 3" = 1'-0"

IRKAA
ARCHITECTS INC
2233 EAST THOMAS ROAD, PHOENIX, ARIZONA 85016
602-955-3900
RKAA.com

02-28-17

SITE DETAILS

NOTICE OF ALTERNATE BILLING OR PAYMENT CYCLE: THIS CONTRACT MAY ALLOW THE OWNER TO REQUIRE THE SUBMISSION OF BILLINGS OR ESTIMATES IN BILLING CYCLES OTHER THAN THIRTY DAYS. THIS PROJECT MAY BE BILLED OR ESTIMATED BASED ON SOME ALTERNATIVE SCHEDULE AFTER CERTIFICATION AND APPROVAL OF BILLING AND ESTIMATES. A WRITTEN DESCRIPTION OF SUCH OTHER BILLING CYCLE APPLICABLE TO THE PROJECT IS AVAILABLE FROM OWNER OR DESIGNATED AGENT.
NAME:
ADDRESS
ADDRESS
CONTACT: Name
PHONE:

PROPOSED INTERNALIZED COMMUNITY STORAGE

SEC 116TH STREET AND SHEA BOULEVARD
SCOTTSDALE, ARIZONA

50-DR-2017
02/28/18

COPYRIGHT 2013, ALL RIGHTS RESERVED. THIS DRAWING IS AN INSTRUMENT OF SERVICE. IT IS THE PROPERTY OF ROBERT KUBICEK ARCHITECTS AND ASSOCIATES, INC. AND MAY NOT BE REPRODUCED, OR TRANSMITTED IN WHOLE OR PART, WITHOUT WRITTEN PERMISSION OF THE CORPORATION.

design by: EF
drawn by:
checked by: RWK

SP-3

project #: 17120.50



NORTH

BASEMENT FLOOR PLAN

SCALE: 1/16" = 1'-0"

BASEMENT FLOOR UNIT MIX			
G.S.F = 35,488 S.F.			
L.S.F. = 25,350 S.F.			
71.4%			
CLIMATE CONTROLLED UNIT MIX SUMMARY			
UNIT SIZE	TOTAL	S.F. PER	AREA
5X5	35	25	875
5X10	8	50	400
10X5	68	50	3400
10X10	160	100	16000
10X15	17	150	2550
10X20	8	200	1600
15X15	1	225	225
15X20	1	300	300
TOTAL	298		25350

50-DR-2017
02/28/18

STORAGE AT SHEA (CONCEPTUAL)

SEC 116TH STREET AND SHEA BOULEVARD
SCOTTSDALE,AZ
DATE: 02-27-2018 (PRELIMINARY NOT FOR CONSTRUCTION)

© 2017 RKAA ARCHITECTS, INC. ALL RIGHTS RESERVED. THIS DRAWING IS AN INSTRUMENT OF SERVICE. IT IS THE PROPERTY OF RKAA ARCHITECTS, INC. AND MAY NOT BE DUPLICATED, USED OR DISCLOSED WITHOUT WRITTEN PERMISSION OF THE ARCHITECT.

BSM-1

RKAA# 17120.50

RKAA ARCHITECTS, INC

SECOND FLOOR PLAN

SCALE: 1/16" = 1'-0"

NORTH

SECOND FLOOR UNIT MIX			
G.S.F = 35,488 S.F.			
L.S.F. = 26,325 S.F.			
74.1%			
CLIMATE CONTROLLED UNIT MIX SUMMARY			
UNIT SIZE	TOTAL	S.F. PER	AREA
5X5	46	25	1150
5X10	6	50	300
10X5	30	50	1500
10X10	94	100	9400
10X15	69	150	10350
10X12.5	12	125	1500
10X20	8	200	1600
15X15	1	225	225
15X20	1	300	300
TOTAL	267		26325

50-DR-2017
02/28/18

STORAGE AT SHEA (CONCEPTUAL)

SEC 116TH STREET AND SHEA BOULEVARD
SCOTTSDALE,AZ
DATE: 02-27-2018 (PRELIMINARY NOT FOR CONSTRUCTION)

© 2017 RKAA ARCHITECTS, INC. ALL RIGHTS RESERVED. THIS DRAWING IS AN INSTRUMENT OF SERVICE. IT IS THE PROPERTY OF RKAA ARCHITECTS, INC. AND MAY NOT BE DUPLICATED, USED OR DISCLOSED WITHOUT WRITTEN PERMISSION OF THE ARCHITECT.

FP-2

RKAA# 17120.50

RKAA ARCHITECTS, INC

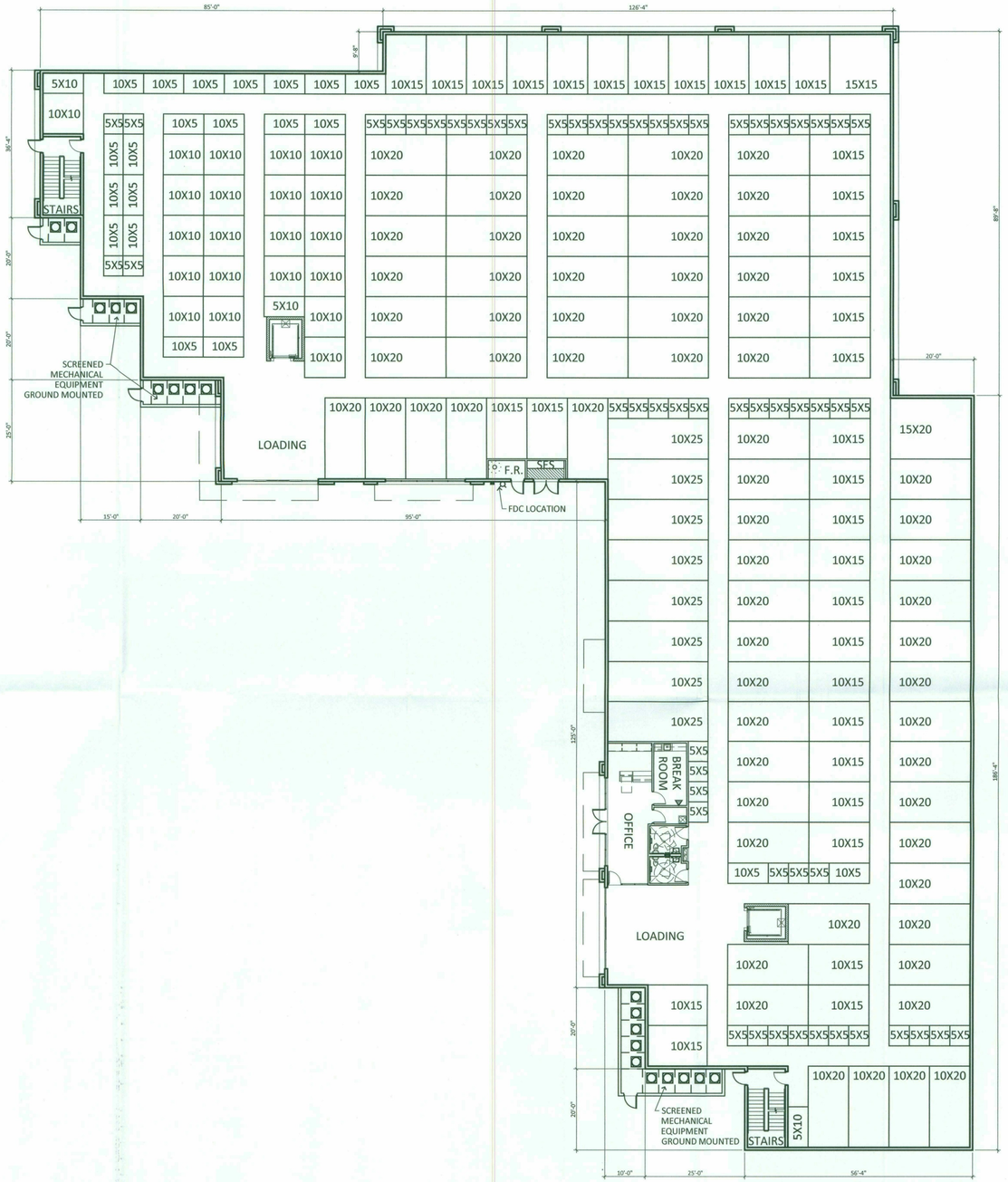

FIRST FLOOR PLAN

SCALE: 1/16" = 1'-0"

NORTH

FIRST FLOOR UNIT MIX			
G.S.F = 35,488 S.F.			
L.S.F. = 25,750 S.F.			
72.5%			
CLIMATE CONTROLLED UNIT MIX SUMMARY			
UNIT SIZE	TOTAL	S.F. PER	AREA
5X5	57	25	1425
5X10	3	50	150
10X5	21	50	1050
10X10	21	100	2100
10X15	34	150	5100
10X20	67	200	13400
10X25	8	250	2000
15X15	1	225	225
15X20	1	300	300
TOTAL	213		25750

OVERALL UNIT MIX			
G.S.F = 106,464 S.F.			
L.S.F. = 77,425 S.F.			
72.7%			
AVERAGE UNIT SIZE = 99.5 S.F.			
CLIMATE CONTROLLED UNIT MIX SUMMARY			
UNIT SIZE	TOTAL	S.F. PER	AREA
5X5	138	25	3450
5X10	17	50	850
10X5	119	50	5950
10X10	275	100	27500
10X12.5	12	125	1500
10X15	120	150	18000
10X20	83	200	16600
10X25	8	250	2000
15X15	3	225	675
15X20	3	300	900
TOTAL	778		77425.0

50-DR-2017
02/28/18

STORAGE AT SHEA (CONCEPTUAL)

SEC 116TH STREET AND SHEA BOULEVARD
SCOTTSDALE,AZ
DATE: 02-27-2018 (PRELIMINARY NOT FOR CONSTRUCTION)

© 2017 RKAA ARCHITECTS, INC. ALL RIGHTS RESERVED. THIS DRAWING IS AN INSTRUMENT OF SERVICE. IT IS THE PROPERTY OF RKAA ARCHITECTS, INC. AND MAY NOT BE DUPLICATED, USED OR DISCLOSED WITHOUT WRITTEN PERMISSION OF THE ARCHITECT.

FP-1

RKAA# 17120.50

RKAA ARCHITECTS, INC

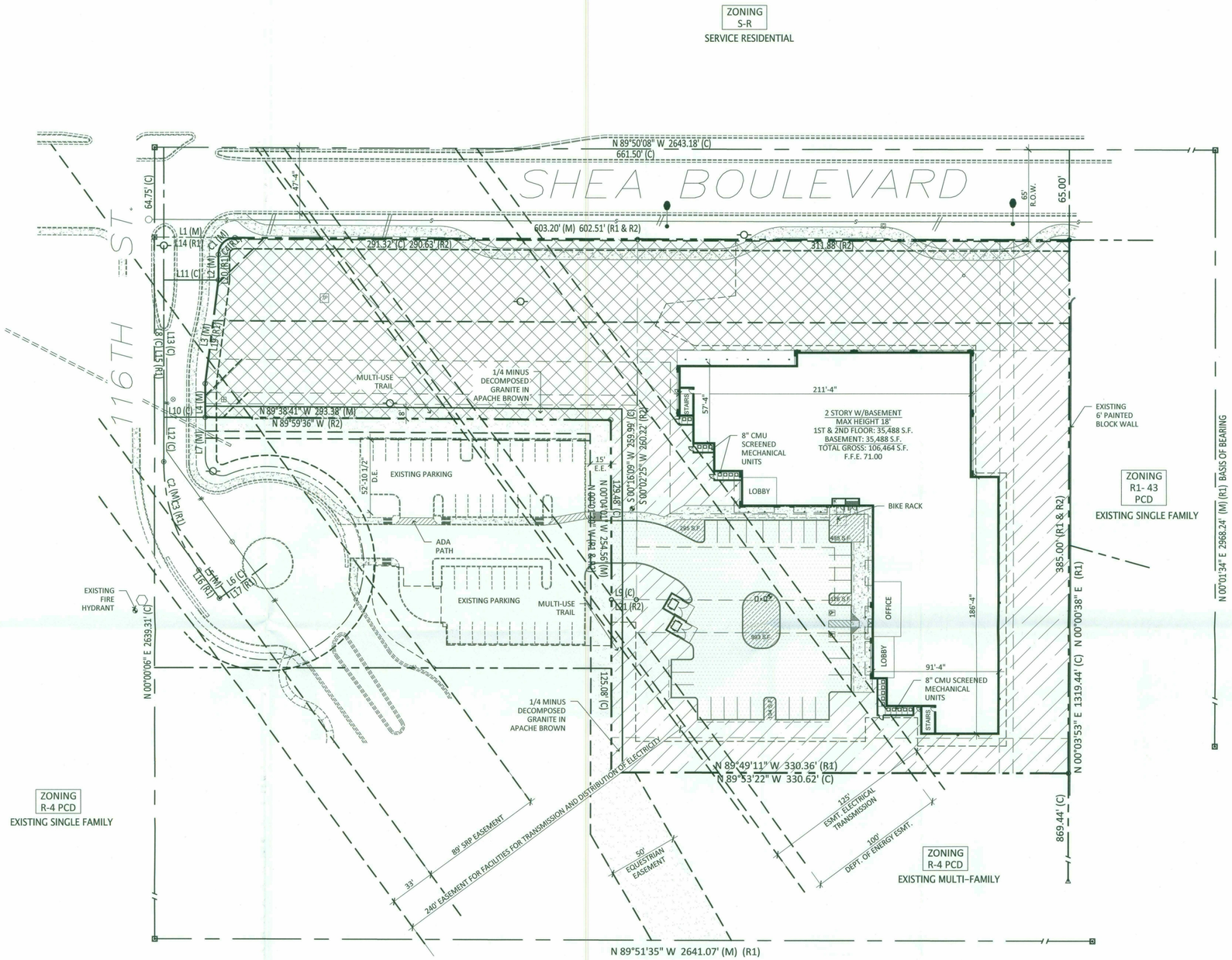

OPEN SPACE PLAN

SCALE: 1" = 40'-0"

NORTH

0' 20' 40' 80'

PROJECT DIRECTORY

DEVELOPER:
THE BELL GROUP, LLC
18061 N. 99TH STREET
SCOTTSDALE, ARIZONA 85255
CONTACT: GEORGE H. BELL
PHONE: (480) 538-5474
E-MAIL: ghbell@landrd.com

ARCHITECT:
ROBERT KUBICEK ARCHITECTS & ASSOCIATES
2233 EAST THOMAS ROAD
PHOENIX, ARIZONA 85016
CONTACT: ROBERT KUBICEK / EDGAR FELIX
PHONE: (602) 955-3900
FAX: (602) 955-0496
E-MAIL: rkubicek@rkaa.com / efelix@rkaa.com

SITE DATA

EXISTING ZONING:	C-1
GROSS SITE AREA:	4.60 ACRES (200,492 S.F.)
NET SITE AREA:	3.78 ACRES (165,030 S.F.)
PROPOSED USE:	INTERNALIZED COMMUNITY STORAGE
BUILDING HEIGHT:	18' MAX MEASURED 1' ABOVE SHEA AVERAGE CURB
BUILDING AREA:	106,464 S.F.

OPEN SPACE CALCULATIONS:

OPEN SPACE REQUIRED:	23,104.2 S.F.

FIRST 12' OF HEIGHT: 0.10 X 165,030 S.F. = 16,503 S.F.
NEXT 10' OF HEIGHT: 10 X .004 X 165,030 S.F. = 6,601.2 S.F.

FRONT OPEN SPACE REQUIRED:	11,552.1 S.F.

23,104.2 S.F. X 0.5 = 11,552.1 S.F.

FRONT OPEN SPACE PROVIDED:	66,600 S.F.
COMMON OPEN SPACE:	38,335 S.F.
TOTAL OPEN SPACE PROVIDED:	104,935 S.F.
PARKING LOT LANDSCAPING PROVIDED:	2,043 S.F.

30 PARKING STALLS: 30 X 270 S.F. = 8,100 S.F.
8,100 S.F. X 0.15 = 1,215 S.F. REQUIRED

PAVING PROVIDED:	17,197 S.F.

DENOTES FRONT OPEN SPACE

DENOTES OPEN SPACE OTHER THAN FRONTAL OPEN SPACE

DENOTES PARKING LOT LANDSCAPING

DENOTES PAVING

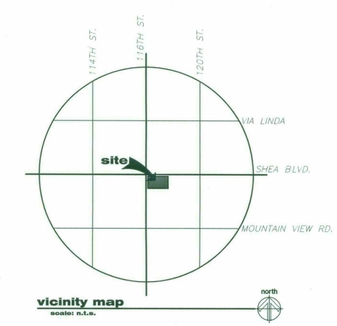

vicinity map
scale: n.t.s.

50-DR-2017
02/28/18

STORAGE AT SHEA (CONCEPTUAL)

SEC 116TH STREET AND SHEA BOULEVARD
SCOTTSDALE,AZ
DATE: 02-27-2018 (PRELIMINARY NOT FOR CONSTRUCTION)

© 2017 RKAA ARCHITECTS, INC. ALL RIGHTS RESERVED. THIS DRAWING IS AN INSTRUMENT OF SERVICE. IT IS THE PROPERTY OF RKAA ARCHITECTS, INC. AND MAY NOT BE DUPLICATED, USED OR DISCLOSED WITHOUT WRITTEN PERMISSION OF THE ARCHITECT.

OSP-1

RKAA# 17120.50

RKAA ARCHITECTS, INC

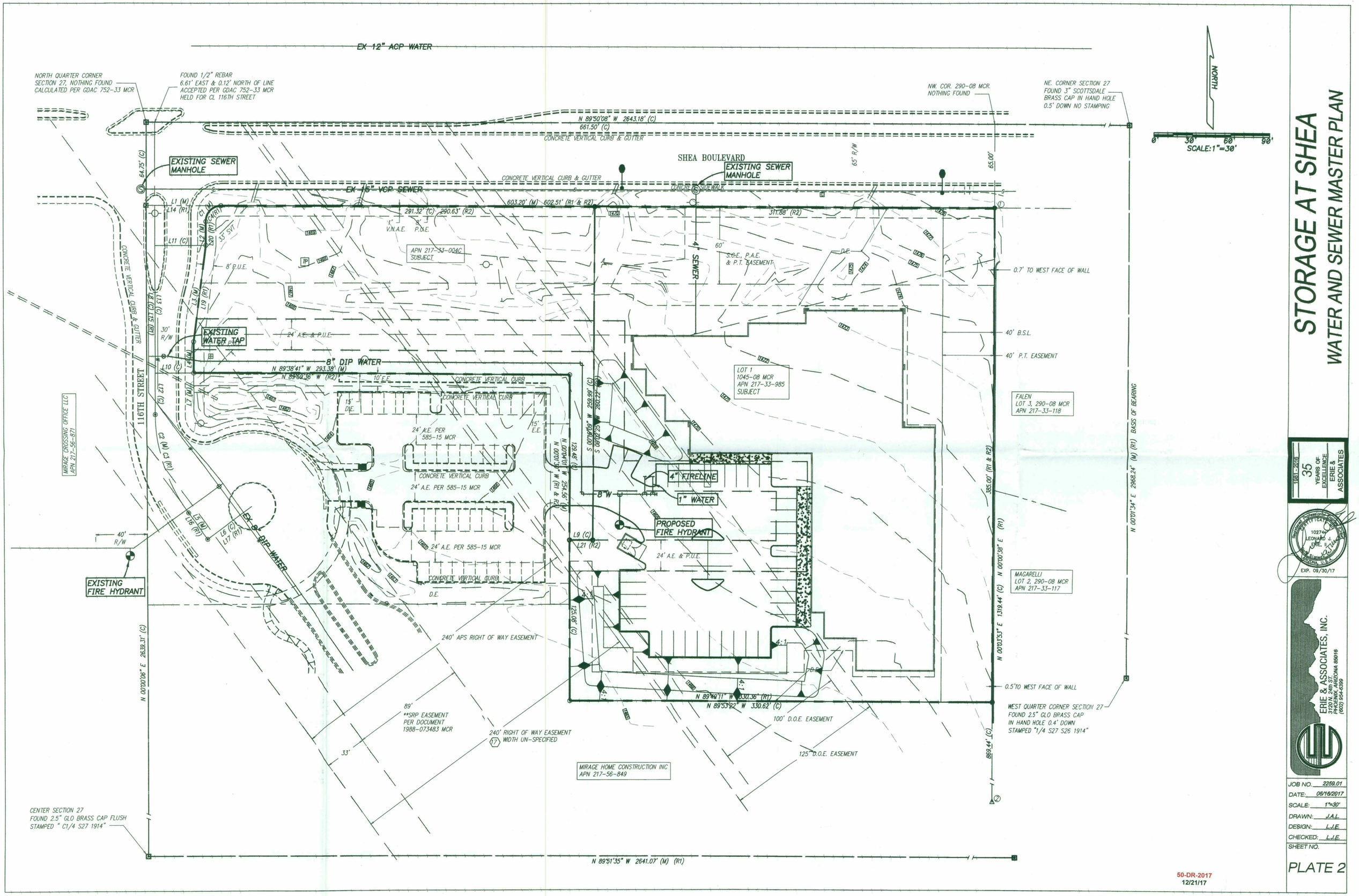

STORAGE AT SHEA
WATER AND SEWER MASTER PLAN

1981-2016 35 YEARS OF EXCELLENCE ERIE & ASSOCIATES

Registered Professional Engineer (Civil) CERTIFICATE NO. 102740 LEONARD J. ERIE, JR. Date Signed 6/16/17 ARIZONA, U.S.A. EXP. 09/30/17

ERIE & ASSOCIATES, INC.
3120 N. 24th ST.
PHOENIX, ARIZONA 85016
(602) 954-0399

JOB NO. 2259.01
DATE: 06/16/2017
SCALE: 1"=30'
DRAWN: J.A.L.
DESIGN: L.J.E.
CHECKED: L.J.E.
SHEET NO.

PLATE 2

50-DR-2017
12/21/17

29-56

STORAGE AT SHEA

EXISTING TRIBUTARY MAP

1981-2016
35 YEARS OF EXCELLENCE
ERIE & ASSOCIATES

Registered Professional Engineer (Civil)
CERTIFICATE NO.
LONNIE J. ERIE
ARIZONA, U.S.A.
EXP. 06/30/17

ERIE & ASSOCIATES, INC.
3120 N. 24th ST.
PHOENIX, ARIZONA 85016
(602) 954-6399

JOB NO.	2259.01
DATE:	06/19/2017
SCALE:	1"=50'
DRAWN:	J.A.L.
DESIGN:	L.J.E.
CHECKED:	L.J.E.
SHEET NO.	

PLATE 3

50-DR-2017
12/21/17

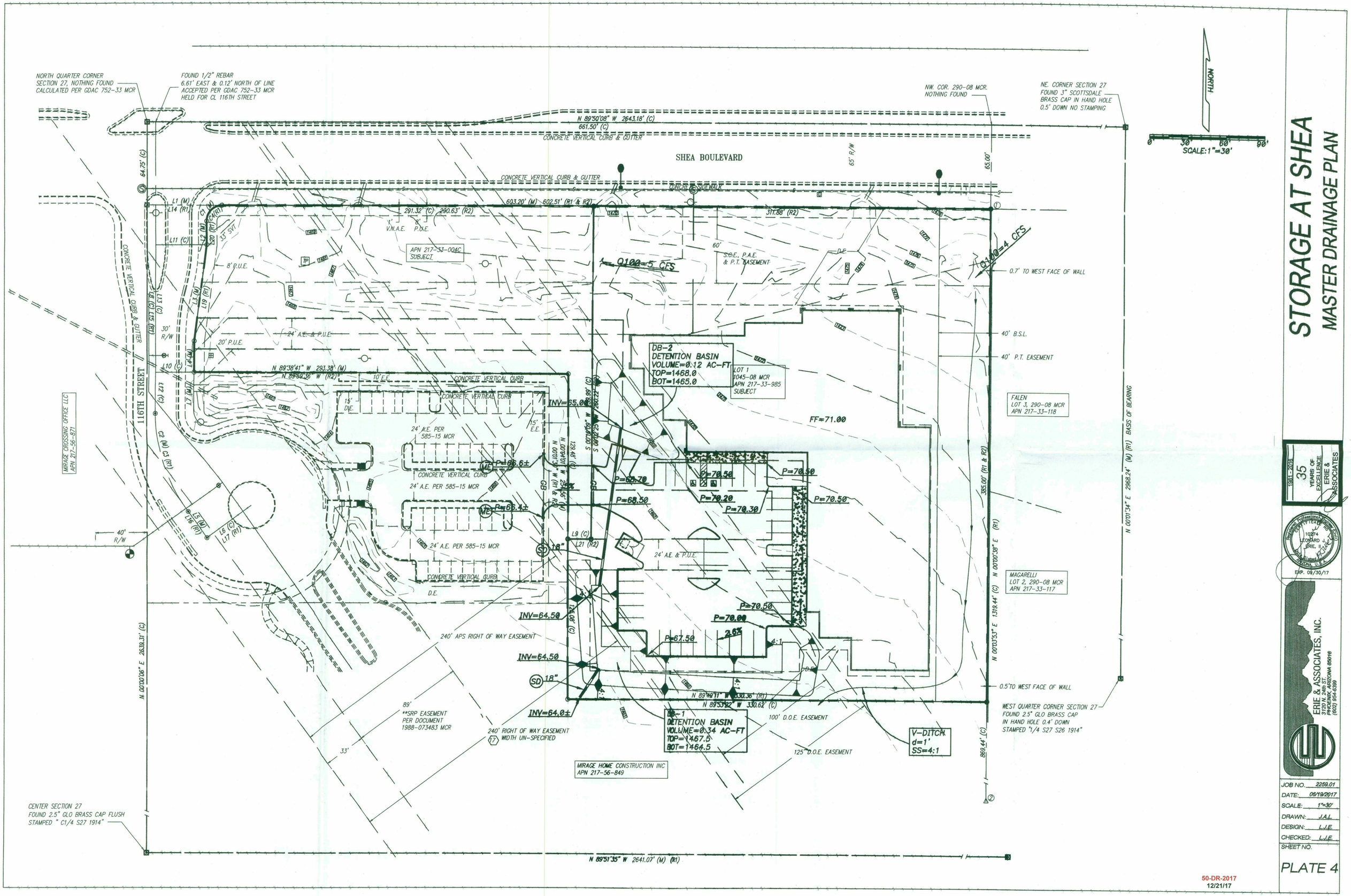

STORAGE AT SHEA
MASTER DRAINAGE PLAN

35 YEARS OF EXCELLENCE
1981 - 2016
ERIE & ASSOCIATES

Registered Professional Engineer (Civil)
CERTIFICATE NO. 10274
LEONARD J. ERIE, II
ARIZONA, U.S.A.
EXP. 09/30/17

ERIE & ASSOCIATES, INC.
3110 N. 35TH ST.
PHOENIX, ARIZONA 85016
(602) 954-6399

JOB NO.	2259.01
DATE:	06/19/2017
SCALE:	1"=30'
DRAWN:	J.A.I.
DESIGN:	L.J.E.
CHECKED:	L.J.E.
SHEET NO.	

PLATE 4

50-DR-2017
12/21/17