

Exterior Building Color & Material Samples

Color Drawdowns

Archaeological Resources

Airport Vicinity Development Checklist

Parking Study

Trip Generation Comparison

Parking Master Plan

STATE OF ARIZONA

HISTORIC PROPERTY INVENTORY FORM

Please type or print clearly. Fill out each applicable space accurately and with as much information as is known about the property.
'se continuation sheets where necessary. Send completed form to: State Historic Preservation Office, 1300 W. Washington,
Phoenix, AZ 85007

PROPERTY IDENTIFICATION

For properties identified through survey: Site No: VM4-260 Survey Area: Villa Monterey Unit 4

Historic Name(s): Villa Monterey Unit Four
(Enter the name(s), if any that best reflects the property's historic importance.)

Address: 7656 E. Northland Dr.

City or Town: City of Scottsdale ☐ vicinity County: Maricopa Tax Parcel No. 173-30-203

Township: 2N Range: 4E Section: 23 Quarter Section: 18-45 Acreage: <1

Block: NA Lot(s): 260 Plat (Addition): Villa Monterey Unit Four Year of plat (addition): 1961

UTM reference: Zone 12 Easting _____ Northing _____ USGS 7.5' quad map: Tempe, AZ

Architect: possibly Ralph Haver ☒ not determined ☐ known (source: project list from firm)

Builder: Butler Homes/David Friedman ☐ not determined ☒ known (source: Report to Historic Preservation Comm.)

Construction Date: 1963 ☒ known ☐ estimated (source: Maricopa Co. Assessor)

STRUCTURAL CONDITION

☒ Good (well maintained, no serious problems apparent)

☐ Fair (some problems apparent) Describe: _____

☐ Poor (major problems; imminent threat) Describe: _____

☐ Ruin/Uninhabitable

USES/FUNCTIONS

Describe how the property has been used over time, beginning with the original use.

Dwelling: single family attached townhouse

Sources: Maricopa Co. Ass.
field observation

PHOTO INFORMATION

Date of photo: September 24, 2012

View Direction (looking towards)
South

Negative No.: JPEG Image



SIGNIFICANCE

To be eligible for the National Register of Historic Places, a property must represent an important part of the history or architecture of an area. Note: a property need only be significant under one of the areas below to be eligible for the National Register.

A. HISTORIC EVENTS/TRENDS (On a continuation sheet describe how the property is associated either with a significant historic event, or with a trend or pattern of events important to the history of the nation, the state, or a local community.)

Example of first large early sixties townhouse development in Scottsdale that influenced later projects in Arizona, where David Friedman, Butler Homes pioneered his development and marketing approaches for 'casitas' having resort like amenities using different facades and regional Southwestern architecture and employing ornamentation and a variety of popular revival styles.

B. PERSON (On a continuation sheet describe how the property is associated with the life of a person significant in the past.)

C. ARCHITECTURE (On a continuation sheet describe how the property embodies the distinctive characteristics of a type, period, or method of construction, or that represents the work of a master, or possesses high artistic values.)

Style: Regional Southwest; employed various popular revival style elements in front facades

Outbuildings: (Describe any other buildings or structures on the property and whether they may be considered historic.)

None observed

INTEGRITY

To be eligible for the National Register, a property must have integrity, that is, it must be able to visually convey its importance. Provide detailed information below about the property's integrity. Use continuation sheets if necessary.

1. LOCATION ☒ Original Site ☐ Moved (date _____) Original Site: 7656 E. Northland Dr.

2. DESIGN (Describe alterations from the original design, including dates—known or estimated—when alterations were made)

3. SETTING (Describe the natural and/or built environment around the property): Building 7656 is 4th in a row of six attached units in a suburban townhouse neighborhood with paved streets, rolled curbs, desert landscaping.

Describe how the setting has changed since the property's period of significance: _____

4. MATERIALS (Describe the materials used in the following elements of the property)

Walls (structure): Stucco Foundation: Concrete slab Roof: Flat

Windows: Horizontal sliding; metal roll-up screens (may have been a later addition)

If the windows have been altered, what were they originally? Unknown

Wall Sheathing: Stucco

If the sheathing has been altered, what was it originally? Unknown

5. WORKMANSHIP (Describe the distinctive elements, if any, of craftsmanship or method of construction)

Windows have roll-up grill. Car port has diamond brick pattern

NATIONAL REGISTER STATUS (if listed, check the appropriate box) NA

☐ Individually listed; ☐ Contributor ☐ Noncontributor to _____ Historic District

Date Listed: _____ ☐ Determined eligible by Keeper of National Register (date: _____)

RECOMMENDATIONS OF ELIGIBILITY (opinion of SHPO staff or survey consultant)

Property ☐ is ☒ is not eligible individually.

Property ☒ is ☐ is not eligible as a contributor to a potential historic district.

☐ More information needed to evaluate.

If not considered eligible, state reason: _____

STATE OF ARIZONA

HISTORIC PROPERTY INVENTORY FORM

CONTINUATION SHEET

FORM COMPLETED BY:

Name and Affiliation: Greg Harmon

Date: 29 October 2012


Mailing Address: Historic Preservation, 7506 E. Indian School Rd, Scottsdale Az. 85251 Phone: 480-312-2523

Name of property: 7656 E. Northland Dr.

Continuation Sheet No. 1

7656 E. Northland Dr.

Looking south at
rounded step down
parapet wall. Above
window line, single round
pipits. .



7656 E Northland Dr.

Looking at window with
roll up shutters.




STATE OF ARIZONA

HISTORIC PROPERTY INVENTORY FORM
CONTINUATION SHEET

Name of property: 7656 E. Northland Dr.

Continuation Sheet No. 2

7656 E. Northland Dr.
Looking



Berry, Melissa

From: Dennis Haley <DHaley@azdot.gov>
Sent: Thursday, April 5, 2018 11:57 AM
To: Projectinput
Cc: Vanessa Nunez
Subject: 10-HP-2018 Northland Garage Enclosure

RE: 10-HP-2018
Northland Garage Enclosure
7656 E. Northland Dr.

Attn: Greg Bloemberg

Thank you for your notice for the above-referenced development. ADOT is neutral on zoning matters. As such, ADOT has no comment.

Please feel free to contact me should you have any further questions. We appreciate the opportunity to review and comment.

Dennis Haley, SR/WA

Consultant
ADOT ROW Project Coordinator
Federal Lands Liaison

205 S. 17th Ave MD: 612E

Phoenix, AZ 85007

602-712-7432

WWW.AZDOT.GOV



Confidentiality and Nondisclosure Notice: This email transmission and any attachments are intended for use by the person(s)/entity(ies) named above and may contain confidential/privileged information. Any unauthorized use, disclosure or distribution is strictly prohibited. If you are not the intended recipient, please contact the sender by email, and delete or destroy all copies plus attachments.

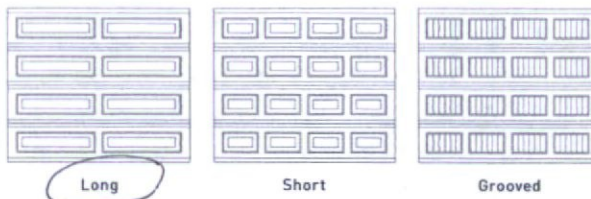


STIPULATION SET
RETAIN FOR RECORDS
APPROVED

5-31-18 DATE INITIALS

PANEL STYLES

Steel 26 gauge. 4-section 8' (2438) high.



SECTION JOINT



Tongue & Groove Joint
Industry standard tongue and groove joint.



Safety Joint
Martin safety joint helps protect fingers and hands from serious injury.

COLORS

POWDER COAT COLORS



STEEL PAINT COLORS



INSULATION

Add insulation with steel backing for noise reduction, durability and minimal upkeep.



Steel + Insulation + Vinyl



Steel + Insulation + Steel



Steel + 2 Insulation Layers + Steel

HARDWARE

Includes roller, track and accessories for a strong and lasting door system.



Martin Premium Hardware Package



Martin Standard Hardware Package

WINDOWS

Available in acrylic or tempered glass and in Classic or Steel-Framed windows.

(More window styles available online.)

Insulated glass options are available on most window types.

(Simulated color. In some cases glass tint is lighter than acrylic tint.)

GLASS / ACRYLIC



Clear



Frosted



Pebbled



Bronze
(Tinted)



Gray
(Tinted)



Smoked
(Tinted)

LAMINATE



Clear



White



70 Steel-Framed Smoked Windows / Grooved Panel / Desert Taupe



Short Panel / Light Almond



Canterbury Windows / Long Panel / Dark Brown



Grooved Panel / Adobe Stone



Short Panel / White Mist



Get 5% OFF* or Up to 24 Months Special Financing*

. Credit offers cannot be combined. Valid 3/15/18 – 3/21/18.

GET DETAILS

Product Information

Description

Fiberglass doors are built to last and can add substantial curb appeal to your home. The smooth surface fiberglass door panel is designed for energy efficiency and low maintenance.

- Reliabilt smooth fiberglass doors combine to offer personalized style and energy efficiency
- Reduce warping by locking out moisture and humidity with fiberglass doors
- Keep dents and scratches away with highly durable smooth fiberglass
- Door is installed in a primed door jamb and is ready for easy installation into any existing entry door opening
- Compression weather stripping lines the door frame to help reduce the transfer of outside elements

Specifications

Material	Fiberglass	Glass Caming	No glass
Wood Species	N/A	Caming Finish	N/A
Finish	Unfinished	Brickmould Included	×
Manufacturer Color/Finish	None	Weatherstripping Included	✓
Color/Finish Family	Brown	Lockset Bore	Ready for lockset and deadbolt
Common Size (W x H)	36-in x 80-in	Core Type	Insulating core
Type	Entry door	Impact Resistant Glass	×
Impact Resistant	×	3-Point Locking System	×
Fire Rated	N/A	Commercial/Residential	Residential
Actual Width (Inches)	37.5	For Use with Mobile Homes	
Actual Height (Inches)	81.625		

10-HP-2018
3/22/2018

Jamb Width (Inches) 4.5625**Actual Width with Sidelights (Inches)** 36**Actual Depth (Inches)** 4.563**Rough Opening Width (Inches)** 38**Glass Style** N/A**Rough Opening Height (Inches)** 82.5**Glass Shape** No glass**Panel Type** 2-panel**Door Style Victorian** ✓**Door Style Modern** ✓**Door Style Craftsman** ✓**Door Style Rustic** ✓**Door Style Mid Century** ✓**Door Style Contemporary** ✓**Privacy Rating** N/A**Glass Insulation** N/A**Sill Type** Adjustable**Sill Finish** Aluminum**Lowe's Exclusive** X**ENERGY STAR Certified Northern Zone** ✓**ENERGY STAR Certified North/Central Zone** ✓**ENERGY STAR Certified South/Central Zone** ✓**ENERGY STAR Certified Southern Zone** ✓**Warranty** Limited lifetime**Locking System Included** ✓**Collection Name** N/A**Common Depth (Inches)** 4.563**Handle Finish** N/A (no handle)**Handing** Right-hand inswing**Handle(s) Included** Sold separately**Hardware Finish** Satin nickel**Door Configuration** Prehung single door

Projects, Tips & Services

