Final Approved Stamped Plans

Full Size

STIPULATION SET
RETAIN FOR RECORDS
APPROVED

2/21/2019 Brad Carr
DATE APPROVED BY

BGA Bucilla Group Architecture
ARCHITECTURE | PLANNING | URBAN DESIGN | INTERIOR DESIGN

Bucilla Group Architecture
19782 Mac Arthur Blvd., Suite 270
Irvine, CA 92612
Phone: 949-851-9080
www.bg-architecture.com

Artesia

Main Entry Drive - Illustrative Master Plan

DISCLAIMER: This conceptual study has not been reviewed by any municipal entity and relevant documents, surveys, covenants, easements, etc. may not have been provided which can impact the design, yield and layout. The depiction herein may reflect building sizes, designs, yields, amenities, roadways, and improvements, etc., some or all of which may be conceptual only, and subject to change without notice.
© 2018 Otak Inc.

Scottsdale Road & Indian Bend Road
Scottsdale, AZ | August 10, 2018

L 1.0

0 20 40 60 100
Scale : 1" = 20'-0" @ 30"x42"

Otak
landscape architecture
urban design
808 SW Third Avenue, Suite 300
Portland, OR 97204
Phone: 503-287-6825
www.otak.com

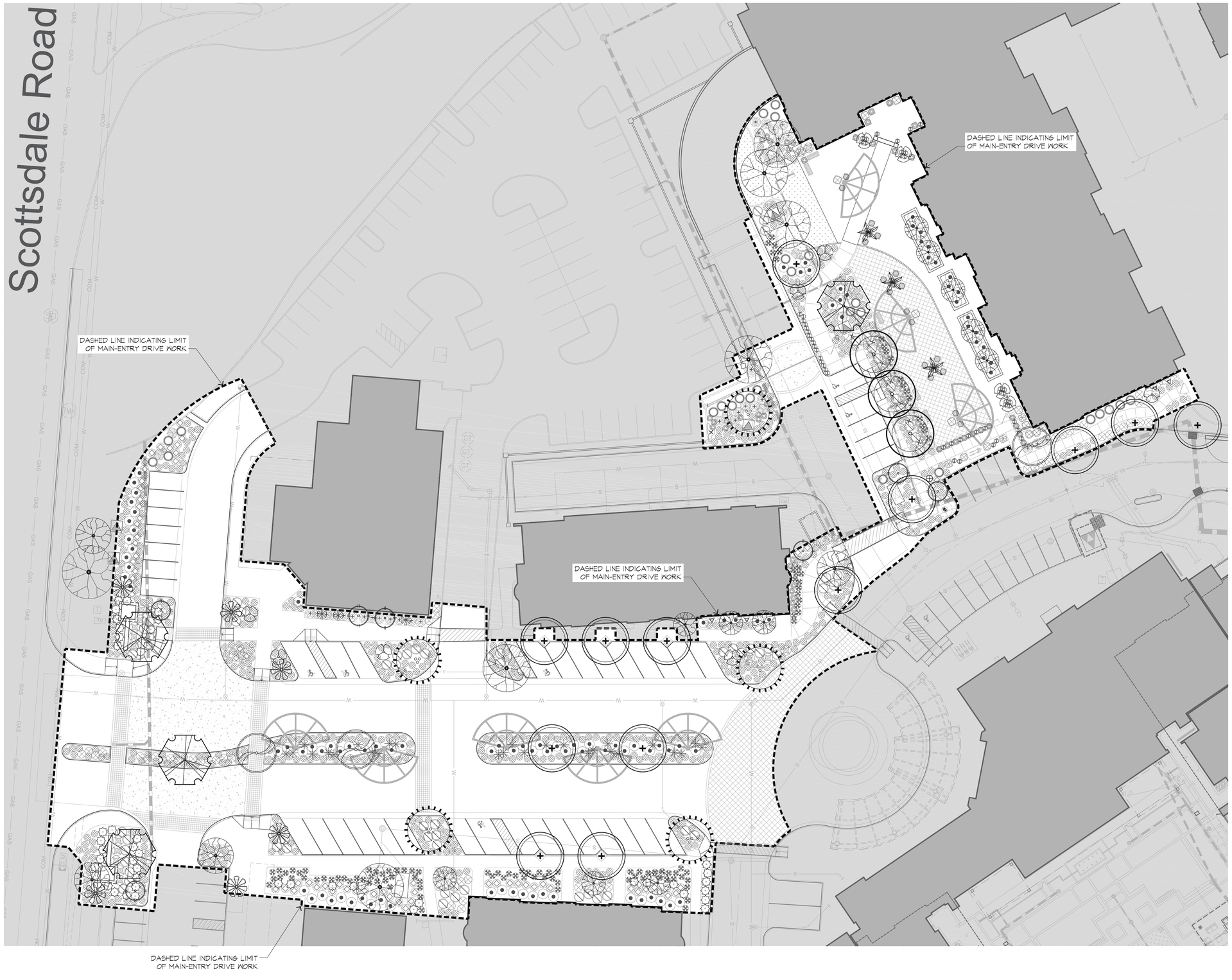

PLANTING LEGEND

SYMBOL	TREES	NOTES	SIZE	QTY
	Bauhinia congesta WHITE ORCHID TREE	STANDARD TRUNK	36" BOX	3
	Cercidium x "Desert Museum" DESERT MUSEUM PALO VERDE	STANDARD TRUNK	48" BOX	5
	Lysiloma microphylla v. thornberi FEATHER BUSH	STANDARD TRUNK	36" BOX	7
	Olneya tesota IRONWOOD	STANDARD TRUNK SELECT SPECIMEN	54" BOX	4
	Ulmus parvifolia CHINESE ELM	STANDARD TRUNK	36" BOX	3
	Quercus virginiana 'Heiritage' HERITAGE LIVE OAK	STANDARD TRUNK	36" BOX	13
	Sophora secundiflora TEXAS MOUNTAIN LAUREL	STANDARD TRUNK	24" BOX	11
	Existing Tree to Remain	EXISTING	–	–

SYMBOL	PALM TREES	NOTES	SIZE	QTY
	Phoenix dactylifera DATE PALM	STANDARD TRUNK UNIFORM HEIGHT, CALIPER, PRUNING	18' HT.	6
	Washingtonia robusta FAN PALM	STANDARD TRUNK SKINNED	12' HT.	3
	Existing Palm to Remain	EXISTING	–	–

SYMBOL	SHRUBS & ACCENTS	NOTES	SIZE	QTY
	Agave attenuata FOXTAIL AGAVE		5 GAL.	49
	Caesalpinia pulcherrima RED BIRD OF PARADISE		5 GAL.	26
	Callistemon viminalis x 'Little John' DWARF BOTTLEBRUSH		5 GAL.	72
	Carissa grandiflora NATAL PLUM		5 GAL.	50
	Chamaerops humilis MEDITERRANEAN FAN PALM		15 GAL.	9
	Euphorbia rigida SILVER SPURGE		5 GAL.	29
	Hesperaloe parviflora 'Brakelights' RED YUCCA		5 GAL.	27
	Leucophyllum frutescens GREEN CLOUD SAGE		5 GAL.	67
	Muhlenbergia rigens DEER GRASS		5 GAL.	36
	Myrtus communis 'Compacta' DWARF MYRTLE		5 GAL.	65
	Portulacaria afra ELEPHANT FOOD		2 GAL.	61
	Ruellia peninsularis DESERT RUELLIA		5 GAL.	103
	Tecoma stans YELLOW BELLS		5 GAL.	15

SYMBOL	VINES	NOTES	SIZE	QTY
	Bougainvillea x 'Barbara Karst' BOUGAINVILLEA		5 GAL.	8
	Rosmarinus officinalis ROSEMARY		5 GAL.	4

SYMBOL	GROUNDCOVER	NOTES	SIZE	QTY
	Lantana camara 'Gold Mound' GOLD MOUND LANTANA		1 GAL.	604
	Convolvulus cneorum BUSH MORNING GLORY		1 GAL.	106

SYMBOL	OTHER LANDSCAPE MATERIAL	NOTES	QTY
	Synthetic Lawn PIONEER 'DARBY' TURF		1,400 s.f.
	Decomposed Granite COLOR: 'DESERT GOLD'	1/2" SCREENED	21,968 s.f.
	Large Boulder (~5'-0" DIA.) COLOR: 'DESERT GOLD'	1/3 MASS SUB-GRADE	10
	Small Boulder (~3'-0" DIA.) COLOR: 'DESERT GOLD'	1/3 MASS SUB-GRADE	12

STIPULATION SET
RETAIN FOR RECORDS
APPROVED

2/21/2019 Brad Lan
DATE APPROVED BY

BGA Bucilla Group Architecture
ARCHITECTURE | PLANNING | URBAN DESIGN | INTERIOR DESIGN

Bucilla Group Architecture
19782 Mac Arthur Blvd., Suite 270
Irvine, CA 92612
Phone: 949-851-9080
www.bg-architecture.com

Artesia

Main Entry Drive - Conceptual Landscape Plan

DISCLAIMER: This conceptual study has not been reviewed by any municipal entity and relevant documents, surveys, covenants, easements, etc. may not have been provided which can impact the design, yield and layout. The depiction herein may reflect building sizes, designs, yields, amenities, roadways, and improvements, etc., some or all of which may be conceptual only, and subject to change without notice.
© 2018 Otak Inc.

Scottsdale Road & Indian Bend Road
Scottsdale, AZ | August 10, 2018

L 2.0

0 20 40 60 100
Scale : 1" = 20'-0" @ 30"x42"

Otak
landscape architecture
urban design
808 SW Third Avenue, Suite 300
Portland, OR 97204
Phone: 503-287-6825
www.otak.com

Bauhinia congesta

Cercidium x 'Desert Museum'


Lysiloma microphylla v thornberi


Olneya tesota

Phoenix dactylifera

Quercus virginiana

Sophora secundiflora

Ulmus parvifolia

Washingtonia robusta

Shade, Accent, and Palm Trees

Caesalpinia pulcherima

Callistemon viminalis

Carissa grandiflora

Convolvulus cneorum

Lantana camara 'Gold Mound'

Leucophyllum frutescens 'Green Cloud'

Muhlenbergia rigens

Myrtus communis

Portularia afra

Ruellia peninsularis

Tecoma stans

Shrubs and Groundcovers

Agave attenuatta

Bougainvillea 'Barbara Karst'

Chamaerops humilis

Euphorbia rigida

Hesperaloe parviflora 'Brakelights'

Rosmarinus officinalis

Accents and Vines

'Desert Gold' Decomposed Granite

'Desert Gold' Landscape Boulder

Pioneer 'Darby' Artificial Turf

Inert Landscape Material

BGA Bucilla Group Architecture
ARCHITECTURE | PLANNING | URBAN DESIGN | INTERIOR DESIGN

Bucilla Group Architecture
19782 Mac Arthur Blvd., Suite 270
Irvine, CA 92612
Phone: 949-851-9080
www.bg-architecture.com

Artesia

Main Entry Drive - Landscape Material & Imagery

Scottsdale Road & Indian Bend Road
Scottsdale, AZ | August 10, 2018

L 3.0

Otak landscape architecture urban design
808 SW Third Avenue, Suite 300
Portland, OR 97204
Phone: 503-287-6825
www.otak.com

DISCLAIMER: This conceptual study has not been reviewed by any municipal entity and relevant documents, surveys, covenants, easements, etc. may not have been provided which can impact the design, yield and layout. The depiction herein may reflect building sizes, designs, yields, amenities, roadways, and improvements, etc., some or all of which may be conceptual only, and subject to change without notice.
© 2018 Otak Inc.

HARDSCAPE KEYNOTES

(X) EXISTING CONDITIONS / DISCIPLINE REFERENCE

KEY	DISCIPLINE	DESCRIPTION
A.1	ARCHITECT	MONUMENT SIGNAGE
A.2	ARCHITECT	SHADE STRUCTURE
C.1	CIVIL ENGINEER	ACCESSIBLE CURB RAMP
C.2	CIVIL ENGINEER	CONCRETE CURB & GUTTER
C.3	CIVIL ENGINEER	ASPHALT PAVING
C.4	CIVIL ENGINEER	CROSSWALK STRIPING
C.5	CIVIL ENGINEER	PARKING STALL - TYPICAL
C.6	CIVIL ENGINEER	PARKING STALL - ACCESSIBLE
C.7	CIVIL ENGINEER	ELECTRICAL TRANSFORMER
E.1	EXISTING	MAIN ENTRY SCOPE OF WORK BOUNDARY
E.2	EXISTING	VEHICLE RAMP TO GARAGE BELOW
E.3	EXISTING	VEHICLE RAMP RETAINING WALL
E.4	EXISTING	GARAGE EXHAUST VENT OPENING
E.5	EXISTING	BELOW-GRADE STRUCTURE (DASHED LINE)
E.6	EXISTING	RESIDENTIAL BUILDING
E.7	EXISTING	RETAIL BUILDING
E.8	EXISTING	EQUIPMENT SCREEN WALL
E.9	EXISTING	RAISED PLANTER WALL
E.10	EXISTING	CURB RAMP
E.11	EXISTING	PEDESTRIAN PAVING / SIDEWALK
E.12	EXISTING	ASPHALT PAVING

(1.0) PAVING & FLATWORK

KEY	DTL.	SHEET	DESCRIPTION
1.0	-	-	CONCRETE SIDEWALK - WIDTH PER PLAN
1.1	-	-	ACCENT PEDESTRIAN PAVERS
1.2	-	-	ACCENT VEHICULAR PAVERS
1.3	-	-	ACCENT VEHICULAR PAVING
1.4	-	-	6" CONCRETE HEADER
1.5	-	-	ACCENT TREE GRATE

(2.0) SITE DETAILS

KEY	DTL.	SHEET	DESCRIPTION
2.0	-	-	5'-0"H. SECURITY GATE
2.1	-	-	5'-0"H. SECURITY FENCE
2.2	-	-	6'-0"H. BLOCK COLUMN
2.3	-	-	6'-0"H. BLOCK SITE WALL
2.4	-	-	VEHICULAR GATE - SLIDING TYPE
2.5	-	-	PLANTER POTS - LAYOUT PER PLAN
2.6	-	-	BIKE RACK WITH CONCRETE PAD
2.7	-	-	PEDESTRIAN BENCH

(3.0) INERT LANDSCAPE MATERIALS

KEY	DTL.	SHEET	DESCRIPTION
3.0	-	-	ARTIFICIAL TURF
3.1	-	-	DECOMPOSED GRANITE @ LANDSCAPE AREA

BGA Bucilla Group Architecture
ARCHITECTURE | PLANNING | URBAN DESIGN | INTERIOR DESIGN

Bucilla Group Architecture
19782 Mac Arthur Blvd., Suite 270
Irvine, CA 92612
Phone: 949-851-9080
www.bg-architecture.com

Artesia

Main Entry Drive - Conceptual Hardscape Plan

DISCLAIMER: This conceptual study has not been reviewed by any municipal entity and relevant documents, surveys, covenants, easements, etc. may not have been provided which can impact the design, yield and layout. The depiction herein may reflect building sizes, designs, yields, amenities, roadways, and improvements, etc., some or all of which may be conceptual only, and subject to change without notice.
© 2018 Otak Inc.

Scottsdale Road & Indian Bend Road
Scottsdale, AZ | August 10, 2018

L 4.0

0 20 40 60 100
Scale : 1" = 20'-0" @ 30"x42"

Otak
landscape architecture
urban design
808 SW Third Avenue, Suite 300
Portland, OR 97204
Phone: 503-287-6825
www.otak.com

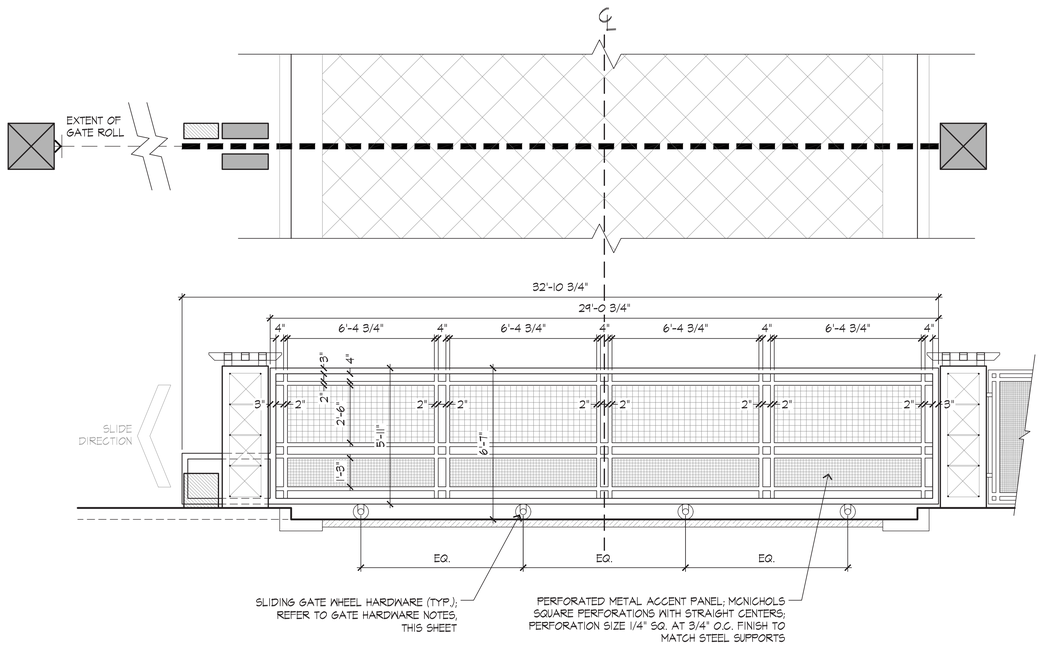

1 VEHICULAR GATE
DETAIL

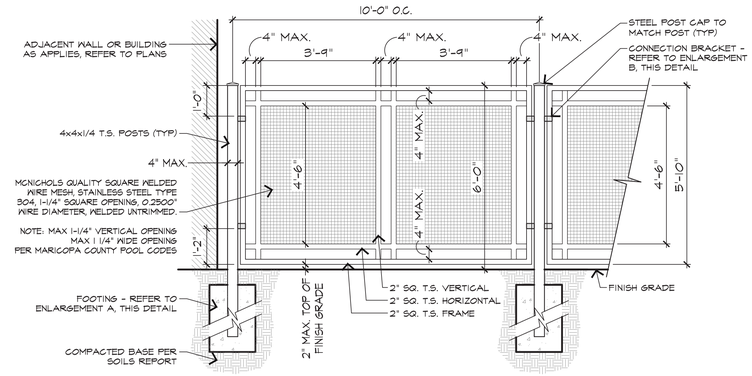

2 POOL & SITE FENCE (TYP)
DETAIL — SCALE: 1/2"=1'-0"

*NOTES:
- FOOTING SIZES AND REBAR TO BE REVIEWED AND APPROVED BY STRUCTURAL ENGINEER.
- POOL GATE TO BE KEYED, SELF-CLOSING, AND SHALL SWING AWAY FROM POOL AREAS
- ALL METAL FINISHES SHALL MATCH ARCHITECTURAL METAL FINISHES UNLESS OTHERWISE SPECIFIED

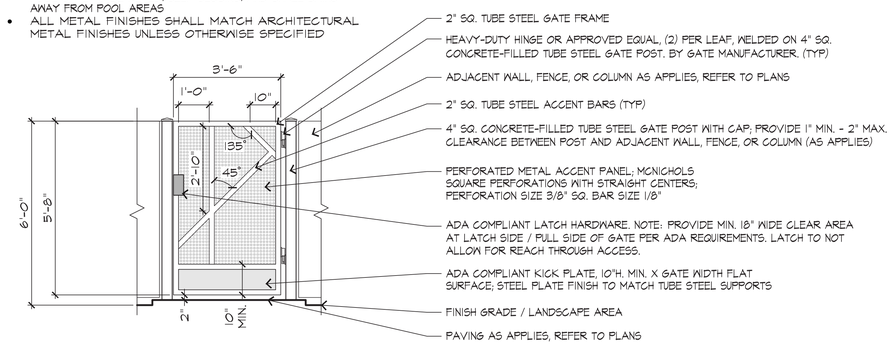

3 PEDESTRIAN GATE - SINGLE (TYP.)
DETAIL — SCALE: 1/2"=1'-0"

NOTE: FOOTING SIZES AND REBAR REVIEWED AND APPROVED BY STRUCTURAL ENGINEER. ALSO REFER TO STRUCTURAL DETAIL 34, SHEET S 0.5 OF THE STRUCTURAL DRAWINGS FOR MORE INFORMATION

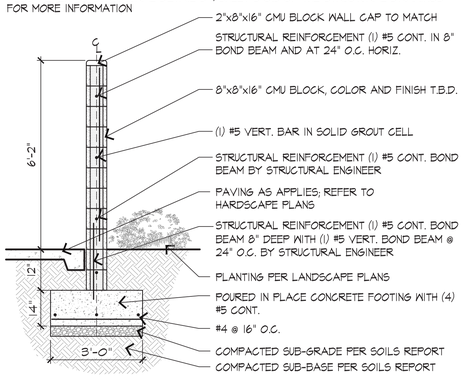

4 TYPICAL BLOCK SITE WALL - 6'-0"
DETAIL — SCALE: 1/2"=1'-0"

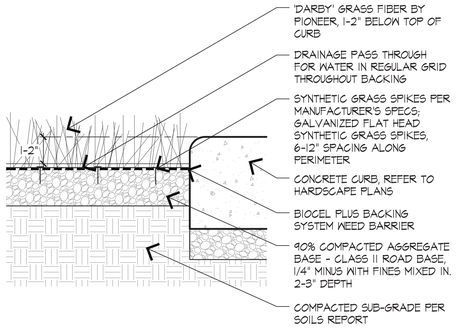

NOTE:
GRASS FIBER SHALL BE INSTALLED AND SEAMED WITH ADJACENT PIECES RUNNING IN THE SAME DIRECTION. SEAMS SHALL BE GLUED WITH SUITABLE SEAMING GLUE AND SEAMING CLOTH PER MANUFACTURER'S SPECS. NO ADHESIVE TAPE SHALL BE USED. POWER BROOMING: LAST STAGE OF INSTALLATION PER MANUFACTURER'S SPECS.

5 ARTIFICIAL TURF INSTALL (TYP.)
DETAIL — SCALE: NTS

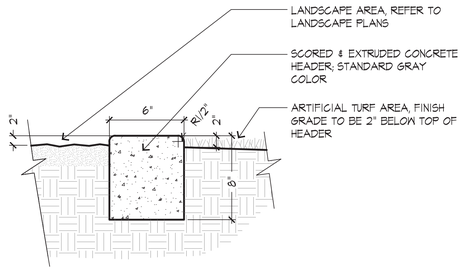

NOTES:

A. EXPANSION JOINT @ 15'-0" O.C. W/ 24" #3 REBAR LINKING THE SEPARATE POURS, GREASE ONE END OF THE BAR.

B. SCORE JOINTS @ 5' O.C.

6 CONCRETE HEADER
DETAIL — SCALE: NTS

NOTE: INSTALL ALL AS PER MANUFACTURER SPECIFICATIONS. CONTRACTOR SHALL TAKE CARE TO PROVIDE EVEN, UNIFORM FINISH TO WASHED AGGREGATE

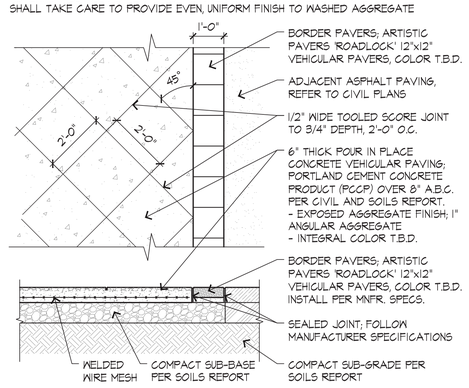

7 VEHICULAR ACCENT PAVING
DETAIL — SCALE: 1/2"=1'-0"

NOTE: INSTALL ALL AS PER MANUFACTURER SPECIFICATIONS.

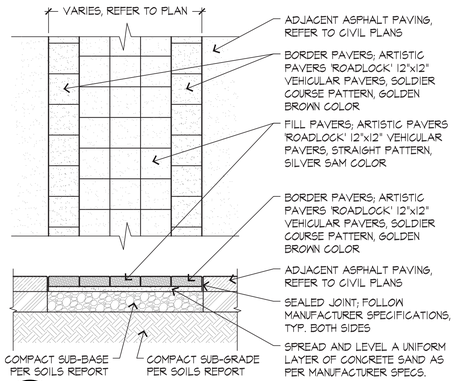

8 VEHICULAR PAVERS
DETAIL — NTS

BGA Bucilla Group Architecture
ARCHITECTURE | PLANNING | URBAN DESIGN | INTERIOR DESIGN

Bucilla Group Architecture
19782 Mac Arthur Blvd., Suite 270
Irvine, CA 92612
Phone: 949-851-9080
www.bg-architecture.com

Artesia

Main Entry Drive - Conceptual Hardscape and Site Details

Scottsdale Road & Indian Bend Road
Scottsdale, AZ | August 10, 2018

L 5.0

Otak landscape architecture urban design
808 SW Third Avenue, Suite 300
Portland, OR 97204
Phone: 503-287-6825
www.otak.com

DISCLAIMER: This conceptual study has not been reviewed by any municipal entity and relevant documents, surveys, covenants, easements, etc. may not have been provided which can impact the design, yield and layout. The depiction herein may reflect building sizes, designs, yields, amenities, roadways, and improvements, etc., some or all of which may be conceptual only, and subject to change without notice.
© 2018 Otak Inc.

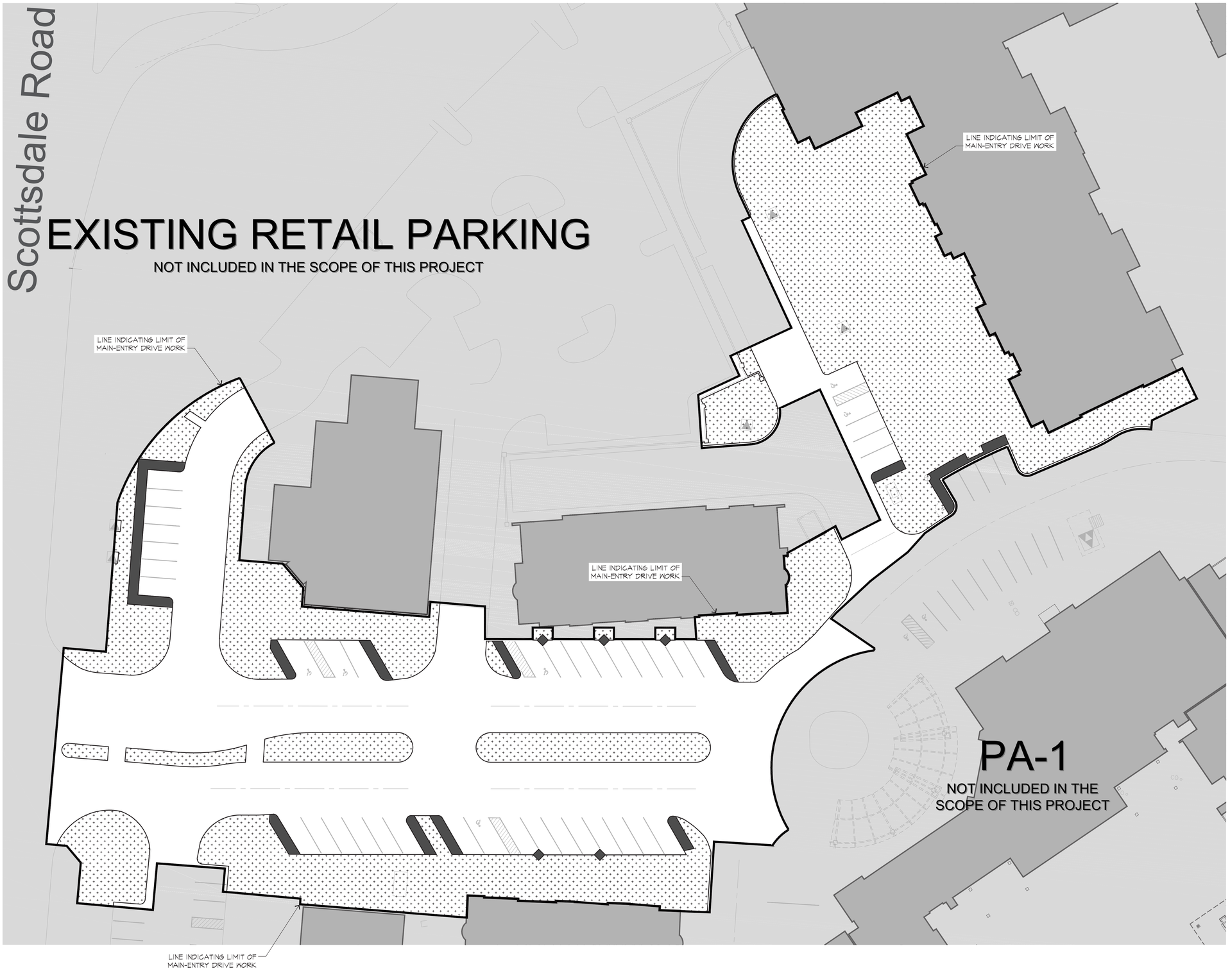

REQUIRED OPEN SPACE CALCULATIONS:

MAIN ENTRY AREA S.O.W.: 83,767 s.f. 4.79 AC

BUILDING HEIGHT FLOOR TO FLOOR: 20'-0"

FIRST 10' OF HEIGHT: = 10% x SCOPE OF WORK AREA
= 0.10 x 83,767 = 7,377 s.f.

NEXT 10' OF HEIGHT: = 10' x .004 x 83,767 = 3,351 s.f.

OPEN SPACE REQUIRED
(NOT INCLUDING PARKING LOT LANDSCAPING)

= 7,377 + 3,351 = 10,728 s.f. (~12.8%) REQUIRED
= 42,137 s.f. (~50.3%) PROVIDED

PARKING LOT LANDSCAPING REQUIRED CALCULATIONS:

PARKING LOT AREA x 15%

8,582 s.f. x 0.15 = 1,288 s.f. REQUIRED
= 1,840 s.f. PROVIDED

RIGHT-OF-WAY LANDSCAPING REQUIRED:

RIGHT-OF-WAY LANDSCAPING IS NOT APPLICABLE AS NO PUBLIC RIGHTS-OF-WAY EXIST WITHIN THE SCOPE OF THIS PROJECT

OPEN SPACE (NOT INCLUDING PARKING LOT LANDSCAPING)

40,297 SQ.FT. PROVIDED

PARKING LOT LANDSCAPING

1,840 SQ.FT. PROVIDED

BGA Bucilla Group Architecture
ARCHITECTURE | PLANNING | URBAN DESIGN | INTERIOR DESIGN

Bucilla Group Architecture
19782 Mac Arthur Blvd., Suite 270
Irvine, CA 92612
Phone: 949-851-9080
www.bg-architecture.com

Artesia

Main Entry Drive - Open Space Calculation Plan

DISCLAIMER: This conceptual study has not been reviewed by any municipal entity and relevant documents, surveys, covenants, easements, etc. may not have been provided which can impact the design, yield and layout. The depiction herein may reflect building sizes, designs, yields, amenities, roadways, and improvements, etc., some or all of which may be conceptual only, and subject to change without notice.
© 2018 Otak Inc.

Scottsdale Road & Indian Bend Road
Scottsdale, AZ | August 10, 2018

L 6.0

0 20 40 60 100
Scale : 1" = 20'-0" @ 30"x42"

Otak
landscape architecture
urban design
808 SW Third Avenue, Suite 300
Portland, OR 97204
Phone: 503-287-6825
www.otak.com

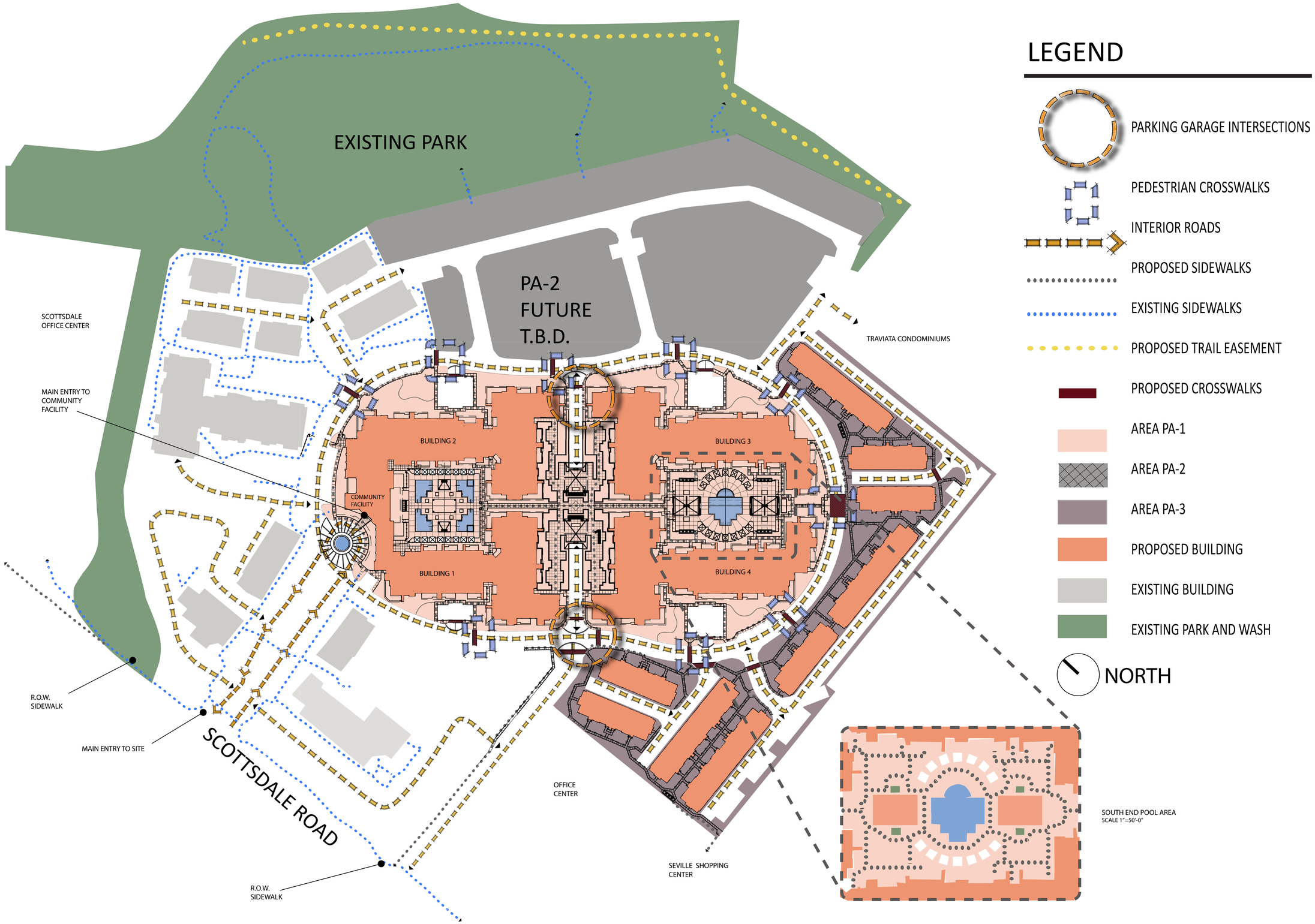

BGA Bucilla Group Architecture
ARCHITECTURE | PLANNING | URBAN DESIGN | INTERIOR DESIGN

Bucilla Group Architecture
19782 Mac Arthur Blvd., Suite 270
Irvine, CA 92612
Phone: 949-851-9080
www.bg-architecture.com

Artesia

Overall Project Pedestrian Circulation Plan

Scottsdale Road & Indian Bend Road
Scottsdale, AZ | August 10, 2018

L 7.0

Otak
landscape architecture
urban design
808 SW Third Avenue, Suite 300
Portland, OR 97204
Phone: 503-287-6825
www.otak.com

DISCLAIMER: This conceptual study has not been reviewed by any municipal entity and relevant documents, surveys, covenants, easements, etc. may not have been provided which can impact the design, yield and layout. The depiction herein may reflect building sizes, designs, yields, amenities, roadways, and improvements, etc., some or all of which may be conceptual only, and subject to change without notice.
© 2018 Otak Inc.

24 X 36

ARTESIA
MIXED-USE RESIDENTIAL
ARTESIA DEVELOPMENT PARTNERS LLC

PLANNING AREA PA-1 & PA-3
MAIN ENTRY DRIVE

SCOTTSDALE, ARIZONA

SHEET INDEX

MAIN ENTRY DRIVE

CS-1.0	COVER SHEET
SP-1.0	MASTER PLAN/CONTEXT AERIAL (PA-1 & PA-3)
SP-1.0A	MASTER PLAN/ AERIAL OVERVIEW
SP-10.0	MAIN ENTRY DRIVE PLAN
SP-10.1	MAIN ENTRY EXISTING IMAGES
SP-10.2	MAIN ENTRY EXISTING IMAGES
SP-10.3	MAIN ENTRY CONCEPTUAL IMAVERY (VIEW 1)
SP-10.3A	MAIN ENTRY CONCEPTUAL IMAVERY (VIEW 1A)
SP-10.4	MAIN ENTRY CONCEPTUAL IMAVERY (VIEW 2)
SP-10.5	MAIN ENTRY CONCEPTUAL IMAVERY (VIEW 3)
SP-10.8	GATE 1 ENLARGED PLAN
SP-10.8.1	GATE 1 CONCEPTUAL IMAGERY (VIEW 4)
SP-10.9	GATE 2 ENLARGED PLAN
SP-10.9.1	GATE 2 CONCEPTUAL IMAGERY (VIEW 5)
ES-2.0	PROJECT SCULPTURE PLAN & ELEVATION
ES-2.1	ENTRY MONUMENTATION & DRIVE AISLE/MEDIAN SHADE DEVICE

CONSULTANTS:

OWNER
ARTESIA DEVELOPMENT PARTNERS LLC
8800E. RAINTREE DRIVE, STE. 300
SCOTTSDALE, AZ 85260
FRED HERMANN 480.515.8105
TROY HILL 480.515.8164
ANGELA WILLARD 480.515.8191

ARCHITECT/PLANNER
BUCILLA GROUP ARCHITECTURE, INC.
19782 MACARTHUR BLVD, STE 270,
IRVINE, CA. 92612
GREG BUCILLA 949.851.9080
ROWENA BRUAL 949.851.9080

CIVIL ENGINEER
KIMLEY HORN
7740 N. 16TH STREET, STE. 300
PHOENIX, AZ 85020
MIKE DELMARTER 602.906.1374
TOBIN KOPP 602.906.1102

SURVEY
HUBBARD ENGINEERING
1201 S. ALMA SCHOOL RD, STE 12000
MESA, AZ 85210
ADRIAN BURCHAM 480.398.3810

SOIL ENGINEER
PROTEX
TEMPLE, AZ 85282-4558
CINDY LANGDELL 602.272.7891

STRUCTURAL & SHORING ENGINEER
PK ASSOCIATES
7434 E. MCDONALD DRIVE
SCOTTSDALE, AZ 85250
STEVE SLONAKER 480.922.4854
VI DUONG 480.922.4854

MEP ENGINEER
NP ENGINEERING / ELECTRICAL
4115 N. 15TH AVENUE
PHOENIX, AZ 85015
RICHARD PANOPIO
NANTE GANA 602.265.1559-212

MEP ENGINEER
NP MECHANICAL - MECH'L/ PLUMBING
1717 W. NORTHERN AVENUE, STE. 116
PHOENIX, AZ 85021
SERVANDO PEREZ 602.249.6311-22
GUS KOUTIA 602.249.6311-18

LANDSCAPE ARCHITECT
OTAK
51 W. THIRD STREET, STE. 201
TEMPER, AZ 85281
MARK SWARTZ
CHAD HAYASHI 480.557.6670

COLOR & MATERIAL SUMMARY

	ARCHITECTURAL STYLE	*SOUTHWEST CONTEMPORARY*
1	Building - Wall Building - Wall	16/20 & Smooth Stucco (speciic locations) SW - Shoji White 7042 16/20 & Stucco Finish - SW - Beach House 7518 (Beige)
2	Parapet Fascia - Residential Veranda Parapet Fascia - Community Fascility	10"x 10" - Foam Profile SW - Shoji White 7042 18"x 18" - Foam Profile SW - Shoji White 7042
3	Dbl Corbels with trim board behind Rafter Tail with trim board behind	10"w x 9"d - Foam Profile SW - French Roast 6069 6"w x 6"d - Foam Profile SW - French Roast 6069
4	Stone - Building Wall Stone - Building Wall	Coquina Limestone - sand finish 12"x12" veneeer with 2" stone cap Goleta Limestone - sand finish 12"x12" veneeer with 2" stone cap
5	Stone - Garden Walls with stone cap Stone - Porte Cochere with stone cap	Coquina Limestone - sand finish 12"x12" veneeer with 2" stone cap Goleta Limestone - sand finish 12"x12" veneeer with 2" stone cap
6	Window / Door - Residential Window / Door - Community Facility	Metal Frame - Bronze Metal Frame - Bronze
7	Glazing - Door and Window	Solarban - Low E LSG / low solar gain with EWC criteria Residential - U Factor 0.42 / SHGC 0.23 sliding door Community Facility - U Factor 0.42 / SHGC 0.23 sliding door
8	Railing - Glazing and Mesh Panels Veranda - Deck Edge	1. Glazing / Mesh Panels 48" - 60" Module SW - French Roast 6069 2. Metal Panels 48" - 60" Module SW - French Roast 6069
9	Porte Cochere Accent Grille	Steel column & sorrounding frame SW - French Roast 6069 Metal frame panel SW - French Roast 6069
10	Building Lighting	1. Entry / Exits / Verandas LED Pancake Box Lighting 2. Bldg Tower Elements LED Strip Lighting 3. Porte Cochere / Pool OS Areas LED Strip Lighting
11	Roof - Flat	1. Raised Paver Rooftop Tile Tech Pavers - Coral Design 2. Mech Rooftop GAF - Cool Roof
12	Roof - Flat Tile	Boral - Saxony 900 Slate / Stone Mountain Dark

BUILDING FINISHES

STUCCO

ACCENT COLOR
- Mesh Panel Railing & Deck Edge
- Corbel Beam & Rafter Tails
- Mesh Accent Panel

ACCENT COLOR
- Ext Wall / Niches


STONE VENEER - LITE
- Primary Bldg Veneer
- BBQ / Shade Structure

ROOF

DOOR & WINDOW TRIM


STONE VENEER - DARK
- Secondary Bldg Veneer
- Garden Walls

ARCHITECT:

BUCILLA GROUP ARCHITECTURE INCORPORATED

ARCHITECTURE PLANNING INTERIOR DESIGN
HISTORIC PRESERVATION LEED VALUE ENGINEERI

19782 Mac Arthur Blvd., Suite 270, Irvine, Ca 9261
TEL 949. 851. 9080 FAX 949.623.0084

BUCILLA GROUP ARCHITECTURE, INC. hereby expressly reserves its common law copywright and other property rights in these plans. These plans are not to be copied, reproduced or changed in any form or manner whatsoever, nor are they to be assigned to any third party without first obtaining the express written permission and consent of BUCILLA GROUP ARCHITECTURE, INC.

STAMP

REGISTERED ARCHITECT
CERTIFICATE NO.
53611
GREG G. BUCILLA, III
Date Signed
ARIZONA U.S.A.
EXPIRES 06/30/2018

ATTEST TO ARCHITECTURAL ONLY

Project :

ARTESIA
7171 N. SCOTTSDALE ROAD
SCOTTSDALE , ARIZONA

Owner:

ARTESIA DEVELOPMENT PARTNERS, LLC
SCOTTSDALE, ARIZONA

NO.	DATE	DESCRIPTION
	121218	DRB SUBMITTAL

PERMIT NO:
BD SUBM. DATE:
PLOT DATE:

Project Number :

BGA No. 15029

Sheet Title :

MAIN ENTRY DRIVE
ENTRY DRIVE

Sheet No. :

CS-1.0

© 2018, BUCILLA GROUP ARCHITECTURE INC.
DO NOT SCALE THE DRAWINGS

24 X 36

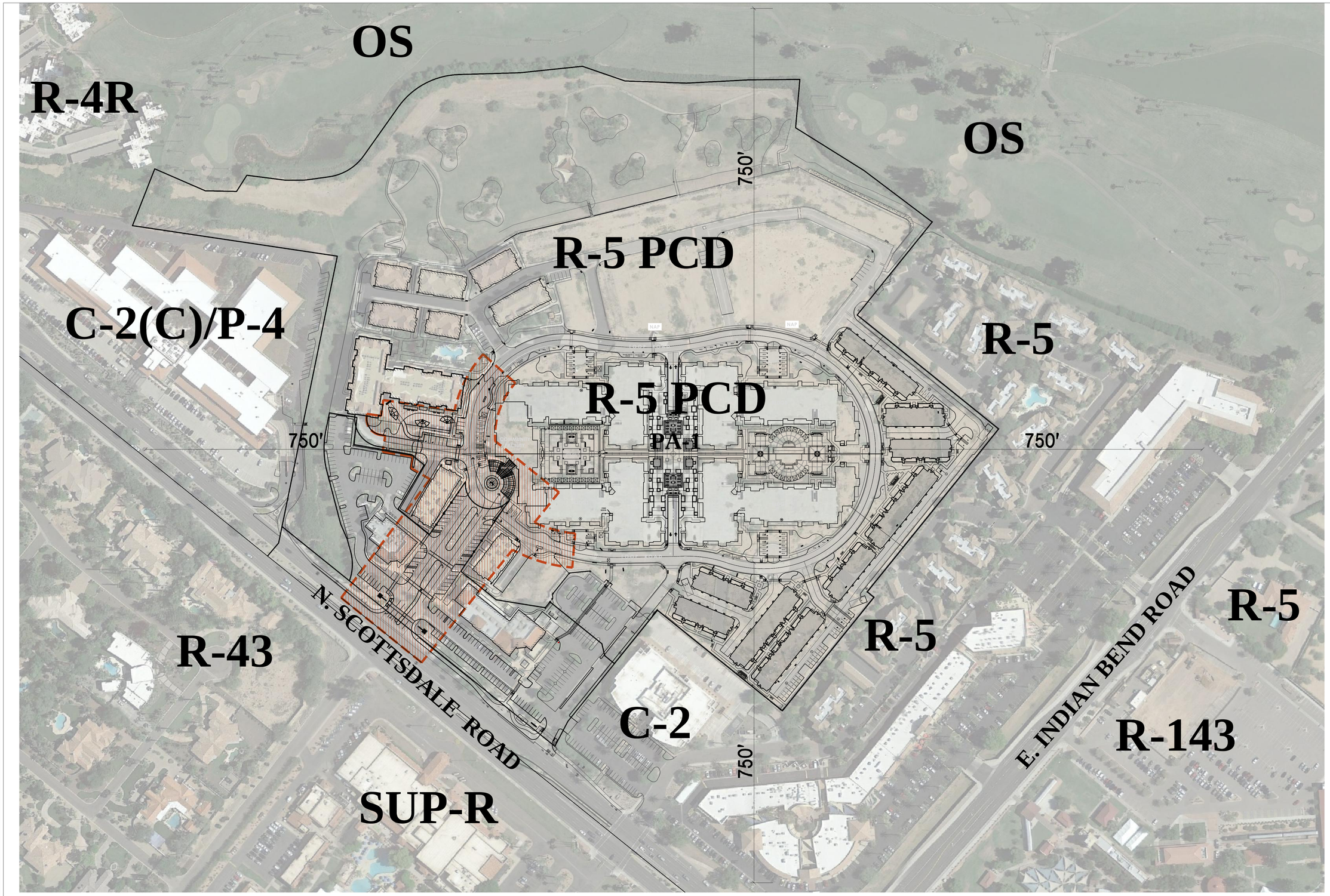

N

0 100' 300'

SCALE : 1" = 100'-0"

MASTER PLAN/ CONTEXT AERIAL

PA-1 & PA-3

PROJECT ADDRESS :
7171 N. SCOTTSDALE ROAD
SCOTTSDALE , ARIZONA

ARCHITECT:

BUCILLA GROUP ARCHITECTURE INCORPORATED

ARCHITECTURE PLANNING INTERIOR DESIGN
HISTORIC PRESERVATION LEED VALUE ENGINEERING

19782 Mac Arthur Blvd., Suite 270, Irvine, Ca 92612
TEL 949. 851. 9080 FAX 949.623.0084

BUCILLA GROUP ARCHITECTURE, INC. hereby expressly reserves its common law copyright and other property rights in these plans. These plans are not to be copied, reproduced or changed in any form or manner whatsoever, nor are they to be assigned to any third party without first obtaining the express written permission and consent of BUCILLA GROUP ARCHITECTURE, INC.

STAMP

REGISTERED ARCHITECT
CERTIFICATE NO.
53611
GREG G. BUCILLA, III
Date Signed
ARIZONA U.S.A.
EXPIRES 06/30/2018

ATTEST TO ARCHITECTURAL ONLY

Project :

ARTESIA
7171 N. SCOTTSDALE ROAD
SCOTTSDALE , ARIZONA

Owner:

ARTESIA DEVELOPMENT PARTNERS, LLC
SCOTTSDALE, ARIZONA

NO.	DATE	DESCRIPTION
	121218	DRB SUBMITTAL

PERMIT NO:
BD SUBM. DATE:
PLOT DATE:

Project Number :

BGA No. 15029

Sheet Title :

MASTER PLAN
CONTEXT AERIAL
PA-1 & PA-3

Sheet No. :

SP-1.0

© 2018, BUCILLA GROUP ARCHITECTURE INC.
DO NOT SCALE THE DRAWINGS

24 X 36

PA-1 & PA-3
AERIAL OVERVIEW

PROJECT ADDRESS :
7171 N. SCOTTSDALE ROAD
SCOTTSDALE , ARIZONA

ARCHITECT:

BUCILLA GROUP ARCHITECTURE INCORPORATED

ARCHITECTURE PLANNING INTERIOR DESIGN
HISTORIC PRESERVATION LEED VALUE ENGINEERING

19782 Mac Arthur Blvd., Suite 270, Irvine, Ca 92612
TEL 949. 851. 9080 FAX 949.623.0084

BUCILLA GROUP ARCHITECTURE, INC. hereby expressly reserves its common law copywright and other property rights in these plans. These plans are not to be copied, reproduced or changed in any form or manner whatsoever, nor are they to be assigned to any third party without first obtaining the express written permission and consent of BUCILLA GROUP ARCHITECTURE, INC.

STAMP

REGISTERED ARCHITECT
CERTIFICATE NO.
53611
GREG G. BUCILLA, III
Date Signed
ARIZONA U.S.A.
EXPIRES 06/30/2018

ATTEST TO ARCHITECTURAL ONLY

Project :

ARTESIA
7171 N. SCOTTSDALE ROAD
SCOTTSDALE , ARIZONA

Owner:

ARTESIA DEVELOPMENT PARTNERS, LLC
SCOTTSDALE, ARIZONA

NO.	DATE	DESCRIPTION
	121218	DRB SUBMITTAL

PERMIT NO:
BD SUBM. DATE:
PLOT DATE:

Project Number :

BGA No. 15029

Sheet Title :

PA-1 & PA-3
AERIAL OVERVIEW

Sheet No. :

SP-1.0A

© 2018. BUCILLA GROUP ARCHITECTURE INC.
DO NOT SCALE THE DRAWINGS

24 X 36

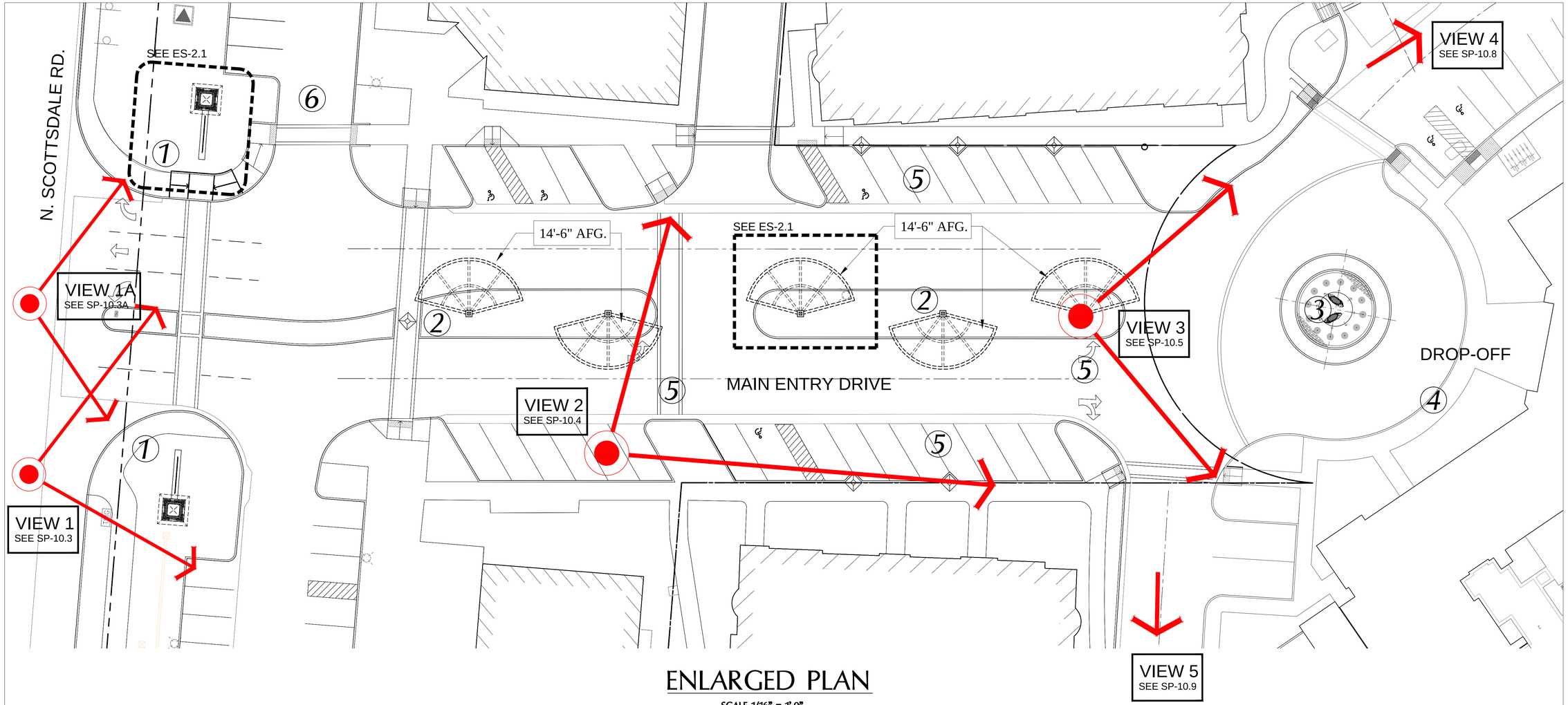

ENLARGED PLAN

SCALE 1/16" = 1'-0"

1 *Project Entry*

Project Signage / Monumentation each side of drive

Materials Patina metal frame with stone below and simulated Banner of metal wire mesh with Artesia Signage.

2 *Center island median*

Enhanced with cadence of Retail / Project Signage / Monumentation

Materials Use patina metal frames (14'-6" AFG) with stone below and Artesia Banner above.

3 *Water Feature*

Re-purpose / re-locate Artesia Water sculpture with 'ring of rainwater' dropping onto curved stone below.

Materials Use existing sculpture routed with water supply and circular bronze 6" frame tubing for rainwater drip.

4 *Porte Cochere*

Metal porte cochere with muliple bays at 14'-6" high at Center panel / glazed panel at 16'-0" high above entry drop off

Materials Use bldg stone veneer of 24" sq columns wrapping patina steel posts & cantilevered patina steel frame.

5 *Median, Parking and Striping*

Adjust median, parking spaces, crosswalks and traffic pattern as indicated.

Update Review retail cross walk locations to be at center of retail activity, and at end of retail drive moving toward Community Facility.

6 *Parking Area*

Adjust parking and drive aisle area at Northwest retail near North Scottsdale Road

MAIN ENTRY DRIVE

N

STIPULATION SET
RETAIN FOR RECORDS
APPROVED

2/21/2019 — DATE — APPROVED BY

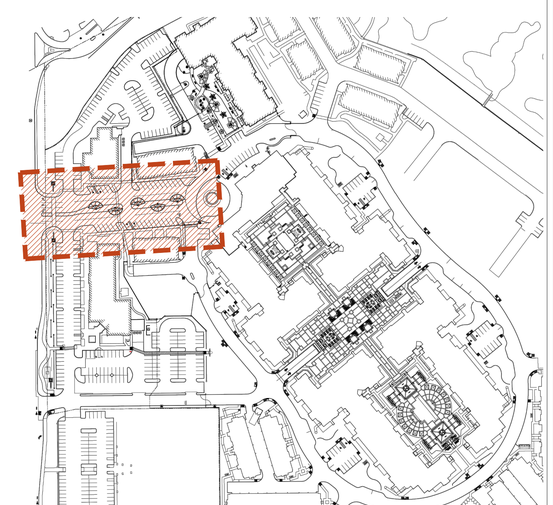

KEYPLAN

PROJECT ADDRESS :
7171 N. SCOTTSDALE ROAD
SCOTTSDALE , ARIZONA

ARCHITECT:

BUCILLA GROUP ARCHITECTURE INCORPORATED

ARCHITECTURE PLANNING INTERIOR DESIGN
HISTORIC PRESERVATION LEED VALUE ENGINEERING

19782 Mac Arthur Blvd., Suite 270, Irvine, Ca 92612
TEL 949. 851. 9080 FAX 949.623.0084

BUCILLA GROUP ARCHITECTURE, INC. hereby expressly reserves its common law copyright and other property rights in these plans. These plans are not to be copied, reproduced or changed in any form or manner whatsoever, nor are they to be assigned to any third party without first obtaining the express written permission and consent of BUCILLA GROUP ARCHITECTURE, INC.

STAMP

REGISTERED ARCHITECT
CERTIFICATE NO. 53611
GREG G. BUCILLA, III
Date Signed
ARIZONA U.S.A.
EXPIRES 06/30/2018

ATTEST TO ARCHITECTURAL ONLY

Project :

ARTESIA
7171 N. SCOTTSDALE ROAD
SCOTTSDALE , ARIZONA

Owner:

ARTESIA DEVELOPMENT PARTNERS, LLC
SCOTTSDALE, ARIZONA

NO.	DATE	DESCRIPTION
	121218	DRB SUBMITTAL

PERMIT NO:
BD SUBM. DATE:
PLOT DATE:

Project Number :

BGA No. 15029

Sheet Title :

MAIN ENTRY DR.
ENLARGED PLAN

Sheet No. :

SP-10.0

© 2018, BUCILLA GROUP ARCHITECTURE INC.
DO NOT SCALE THE DRAWINGS

24 X 36



1 EXISTING PLAN VIEW



2 EXISTING NORTH BIRD'S EYE VIEW

3 EXISTING EAST BIRD'S EYE VIEW (ROUNDABOUT)

4 EXISTING NORTH BIRD'S EYE VIEW (ROUNDABOUT)

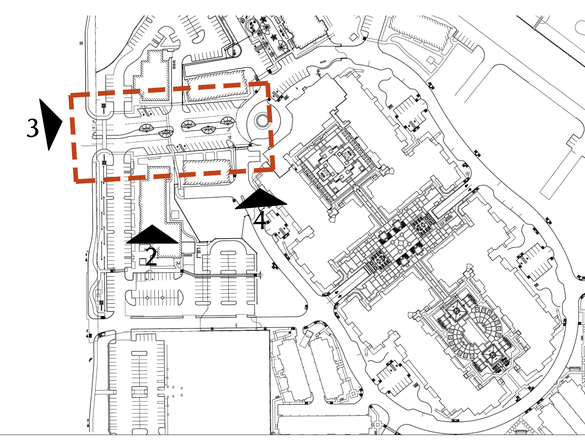

MAIN ENTRY DRIVE

PROJECT ADDRESS :
7171 N. SCOTTSDALE ROAD
SCOTTSDALE , ARIZONA

ARCHITECT:

BUCILLA GROUP ARCHITECTURE INCORPORATED

ARCHITECTURE PLANNING INTERIOR DESIGN
HISTORIC PRESERVATION LEED VALUE ENGINEERING

19782 Mac Arthur Blvd., Suite 270, Irvine, Ca 92612
TEL 949. 851. 9080 FAX 949.623.0084

BUCILLA GROUP ARCHITECTURE, INC. hereby expressly reserves its common law copyright and other property rights in these plans. These plans are not to be copied, reproduced or changed in any form or manner whatsoever, nor are they to be assigned to any third party without first obtaining the express written permission and consent of BUCILLA GROUP ARCHITECTURE, INC.

STAMP

REGISTERED ARCHITECT
CERTIFICATE NO.
53611
GREG G. BUCILLA, III
Date Signed
ARIZONA U.S.A.
EXPIRES 06/30/2018

ATTEST TO ARCHITECTURAL ONLY

Project :

ARTESIA
7171 N. SCOTTSDALE ROAD
SCOTTSDALE , ARIZONA

Owner:

ARTESIA DEVELOPMENT PARTNERS, LLC
SCOTTSDALE, ARIZONA

NO.	DATE	DESCRIPTION
	121218	DRB SUBMITTAL

PERMIT NO:
BD SUBM. DATE:
PLOT DATE:

Project Number :

BGA No. 15029

Sheet Title :

MAIN ENTRY DR.
EXISTING IMAGES

Sheet No. :

SP-10.1

© 2018, BUCILLA GROUP ARCHITECTURE INC.
DO NOT SCALE THE DRAWINGS

24 X 36

5 EXISTING EAST BIRD'S EYE VIEW (ENTRY)

6 EXISTING NORTHEAST STREET VIEW (ENTRY)

7 EXISTING EAST STREET VIEW (ENTRY)



8 EXISTING SOUTHEAST STREET VIEW (ENTRY)

MAIN ENTRY DRIVE

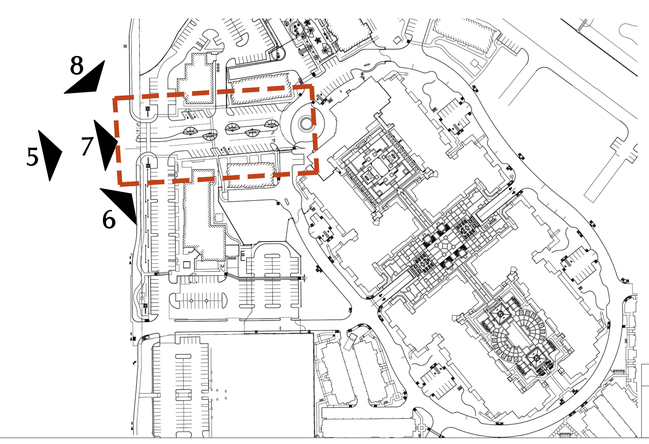

KEYPLAN

PROJECT ADDRESS :
7171 N. SCOTTSDALE ROAD
SCOTTSDALE , ARIZONA

ARCHITECT:

INCORPORATED BUCILLA GROUP ARCHITECTURE

ARCHITECTURE PLANNING INTERIOR DESIGN
HISTORIC PRESERVATION LEED VALUE ENGINEERING

19782 Mac Arthur Blvd., Suite 270, Irvine, Ca 92612
TEL 949. 851. 9080 FAX 949.623.0084

BUCILLA GROUP ARCHITECTURE, INC. hereby expressly reserves its common law copywright and other property rights in these plans. These plans are not to be copied, reproduced or changed in any form or manner whatsoever, nor are they to be assigned to any third party without first obtaining the express written permission and consent of BUCILLA GROUP ARCHITECTURE, INC.

STAMP

REGISTERED ARCHITECT
CERTIFICATE NO.
53611
GREG G. BUCILLA, III
Date Signed
ARIZONA U.S.A.
EXPIRES 06/30/2018

ATTEST TO ARCHITECTURAL ONLY

Project :

ARTESIA
7171 N. SCOTTSDALE ROAD
SCOTTSDALE , ARIZONA

Owner:

ARTESIA DEVELOPMENT PARTNERS, LLC
SCOTTSDALE, ARIZONA

NO.	DATE	DESCRIPTION
	121218	DRB SUBMITTAL

PERMIT NO:
BD SUBM. DATE:
PLOT DATE:

Project Number :

BGA No. 15029

Sheet Title :

MAIN ENTRY DR.
EXISTING IMAGES

Sheet No. :

SP-10.2

© 2018, BUCILLA GROUP ARCHITECTURE INC.
DO NOT SCALE THE DRAWINGS

24 X 36

VIEW 1

FROM NORTH SCOTTSDALE ROAD

MAIN ENTRY DRIVE

PROJECT ADDRESS :
7171 N. SCOTTSDALE ROAD
SCOTTSDALE , ARIZONA

ARCHITECT:

INCORPORATED BGA BUCILLA GROUP ARCHITECTURE

ARCHITECTURE PLANNING INTERIOR DESIGN
HISTORIC PRESERVATION LEED VALUE ENGINEERING

19782 Mac Arthur Blvd., Suite 270, Irvine, Ca 92612
TEL 949. 851. 9080 FAX 949.623.0084

BUCILLA GROUP ARCHITECTURE, INC. hereby expressly reserves its common law copywright and other property rights in these plans. These plans are not to be copied, reproduced or changed in any form or manner whatsoever, nor are they to be assigned to any third party without first obtaining the express written permission and consent of BUCILLA GROUP ARCHITECTURE, INC.

STAMP

REGISTERED ARCHITECT
CERTIFICATE NO.
53611
GREG G. BUCILLA, III
Date Signed
ARIZONA U.S.A.
EXPIRES 06/30/2018

ATTEST TO ARCHITECTURAL ONLY

Project :

ARTESIA
7171 N. SCOTTSDALE ROAD
SCOTTSDALE , ARIZONA

Owner:

ARTESIA DEVELOPMENT PARTNERS, LLC
SCOTTSDALE, ARIZONA

NO.	DATE	DESCRIPTION
	121218	DRB SUBMITTAL

PERMIT NO:
BD SUBM. DATE:
PLOT DATE:

Project Number :

BGA No. 15029

Sheet Title :

MAIN ENTRY DR.
CONCEPTUAL IMAGERY
VIEW 1

Sheet No. :

SP-10.3

© 2018, BUCILLA GROUP ARCHITECTURE INC.
DO NOT SCALE THE DRAWINGS

24 X 36

VIEW 1A

FROM NORTH SCOTTSDALE ROAD

MAIN ENTRY DRIVE

PROJECT ADDRESS :
7171 N. SCOTTSDALE ROAD
SCOTTSDALE , ARIZONA

ARCHITECT:

BUCILLA GROUP ARCHITECTURE INCORPORATED

ARCHITECTURE PLANNING INTERIOR DESIGN
HISTORIC PRESERVATION LEED VALUE ENGINEERING

19782 Mac Arthur Blvd., Suite 270, Irvine, Ca 92612
TEL 949. 851. 9080 FAX 949.623.0084

BUCILLA GROUP ARCHITECTURE, INC. hereby expressly reserves its common law copywright and other property rights in these plans. These plans are not to be copied, reproduced or changed in any form or manner whatsoever, nor are they to be assigned to any third party without first obtaining the express written permission and consent of BUCILLA GROUP ARCHITECTURE, INC.

STAMP

REGISTERED ARCHITECT
CERTIFICATE NO.
53611
GREG G. BUCILLA, III
Date Signed
ARIZONA U.S.A.
EXPIRES 06/30/2018

ATTEST TO ARCHITECTURAL ONLY

Project :

ARTESIA
7171 N. SCOTTSDALE ROAD
SCOTTSDALE , ARIZONA

Owner:

ARTESIA DEVELOPMENT PARTNERS, LLC
SCOTTSDALE, ARIZONA

NO.	DATE	DESCRIPTION
	121218	DRB SUBMITTAL

PERMIT NO:
BD SUBM. DATE:
PLOT DATE:

Project Number :

BGA No. 15029

Sheet Title :

MAIN ENTRY DR.
CONCEPTUAL IMAGERY
VIEW 1

Sheet No. :

SP-10.3A

© 2018, BUCILLA GROUP ARCHITECTURE INC.
DO NOT SCALE THE DRAWINGS

24 X 36

VIEW 2

BETWEEN EXISTING BUILDINGS
W/ REVISED & ENHANCED MEDIAN

MAIN ENTRY DRIVE

PROJECT ADDRESS :
7171 N. SCOTTSDALE ROAD
SCOTTSDALE , ARIZONA

ARCHITECT:

BUCILLA GROUP ARCHITECTURE INCORPORATED

ARCHITECTURE PLANNING INTERIOR DESIGN
HISTORIC PRESERVATION LEED VALUE ENGINEERING

19782 Mac Arthur Blvd., Suite 270, Irvine, Ca 92612
TEL 949. 851. 9080 FAX 949.623.0084

BUCILLA GROUP ARCHITECTURE, INC. hereby expressly reserves its common law copywright and other property rights in these plans. These plans are not to be copied, reproduced or changed in any form or manner whatsoever, nor are they to be assigned to any third party without first obtaining the express written permission and consent of BUCILLA GROUP ARCHITECTURE, INC.

STAMP

REGISTERED ARCHITECT
CERTIFICATE NO.
53611
GREG G. BUCILLA, III
Date Signed
ARIZONA U.S.A.
EXPIRES 06/30/2018

ATTEST TO ARCHITECTURAL ONLY

Project :

ARTESIA
7171 N. SCOTTSDALE ROAD
SCOTTSDALE , ARIZONA

Owner:

ARTESIA DEVELOPMENT PARTNERS, LLC
SCOTTSDALE, ARIZONA

NO.	DATE	DESCRIPTION
	121218	DRB SUBMITTAL

PERMIT NO:
BD SUBM. DATE:
PLOT DATE:

Project Number :

BGA No. 15029

Sheet Title :

MAIN ENTRY DR.
CONCEPTUAL IMAGERY
VIEW 2

Sheet No. :

SP-10.4

© 2018, BUCILLA GROUP ARCHITECTURE INC.
DO NOT SCALE THE DRAWINGS

24 X 36

VIEW 3

LOOKING TOWARD ENTRY
INTO COMMUNITY FACILITY

MAIN ENTRY DRIVE

PROJECT ADDRESS :
7171 N. SCOTTSDALE ROAD
SCOTTSDALE , ARIZONA

ARCHITECT:

BUCILLA GROUP ARCHITECTURE INCORPORATED

ARCHITECTURE PLANNING INTERIOR DESIGN
HISTORIC PRESERVATION LEED VALUE ENGINEERING

19782 Mac Arthur Blvd., Suite 270, Irvine, Ca 92612
TEL 949. 851. 9080 FAX 949.623.0084

BUCILLA GROUP ARCHITECTURE, INC. hereby expressly reserves its common law copywright and other property rights in these plans. These plans are not to be copied, reproduced or changed in any form or manner whatsoever, nor are they to be assigned to any third party without first obtaining the express written permission and consent of BUCILLA GROUP ARCHITECTURE, INC.

STAMP

REGISTERED ARCHITECT
CERTIFICATE NO.
53611
GREG G. BUCILLA, III
Date Signed
ARIZONA U.S.A.
EXPIRES 06/30/2018

ATTEST TO ARCHITECTURAL ONLY

Project :

ARTESIA
7171 N. SCOTTSDALE ROAD
SCOTTSDALE , ARIZONA

Owner:

ARTESIA DEVELOPMENT PARTNERS, LLC
SCOTTSDALE, ARIZONA

NO.	DATE	DESCRIPTION
	121218	DRB SUBMITTAL

PERMIT NO:
BD SUBM. DATE:
PLOT DATE:

Project Number :

BGA No. 15029

Sheet Title :

MAIN ENTRY DR.
CONCEPTUAL IMAGES
VIEW 3

Sheet No. :

SP-10.5

© 2018, BUCILLA GROUP ARCHITECTURE INC.
DO NOT SCALE THE DRAWINGS

24 X 36

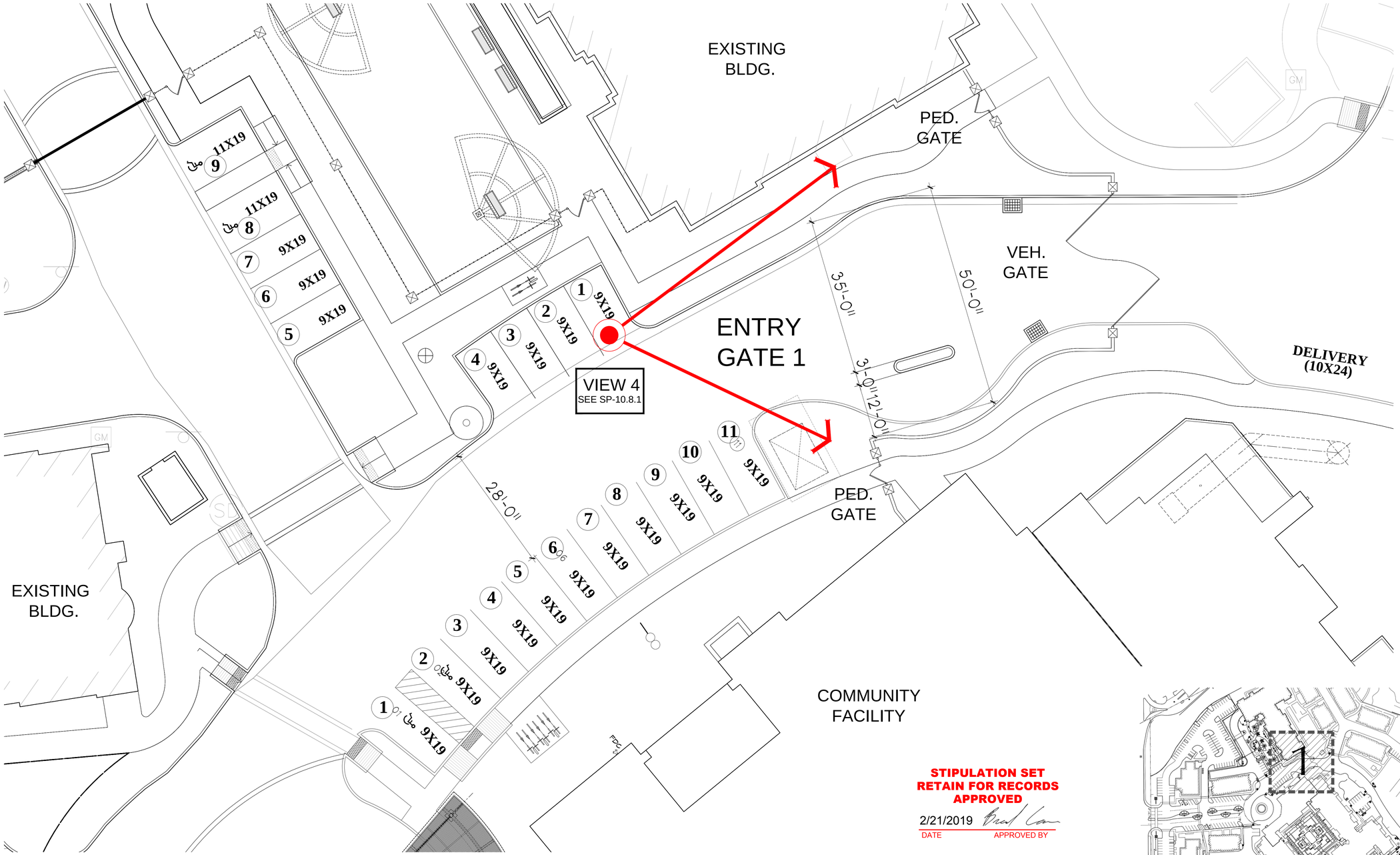

STIPULATION SET
RETAIN FOR RECORDS
APPROVED

2/21/2019
DATE APPROVED BY

GATE 1 ENLARGED PLAN

SCALE 3/32" = 1'-0"

MAIN ENTRY DRIVE

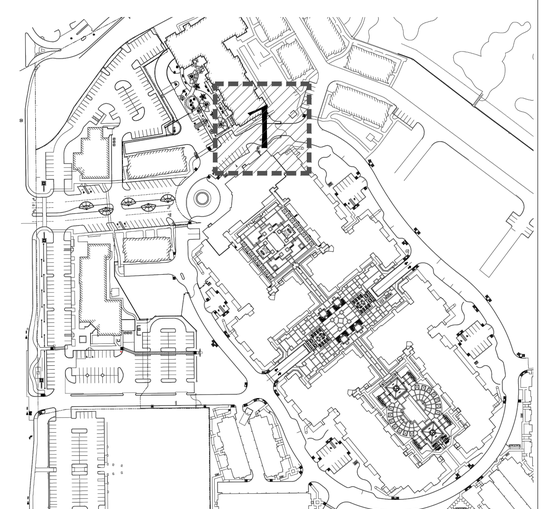

KEYPLAN

PROJECT ADDRESS :
7171 N. SCOTTSDALE ROAD
SCOTTSDALE , ARIZONA

ARCHITECT:

BUCILLA GROUP ARCHITECTURE INCORPORATED

ARCHITECTURE PLANNING INTERIOR DESIGN
HISTORIC PRESERVATION LEED VALUE ENGINEERING

19782 Mac Arthur Blvd., Suite 270, Irvine, Ca 92612
TEL 949. 851. 9080 FAX 949.623.0084

BUCILLA GROUP ARCHITECTURE, INC. hereby expressly reserves its common law copyright and other property rights in these plans. These plans are not to be copied, reproduced or changed in any form or manner whatsoever, nor are they to be assigned to any third party without first obtaining the express written permission and consent of BUCILLA GROUP ARCHITECTURE, INC.

STAMP

REGISTERED ARCHITECT
CERTIFICATE NO. 53611
GREG G. BUCILLA, III
Date Signed
ARIZONA U.S.A.
EXPIRES 06/30/2018

ATTEST TO ARCHITECTURAL ONLY

Project :

ARTESIA
7171 N. SCOTTSDALE ROAD
SCOTTSDALE , ARIZONA

Owner:

ARTESIA DEVELOPMENT PARTNERS, LLC
SCOTTSDALE, ARIZONA

NO.	DATE	DESCRIPTION
	121218	DRB SUBMITTAL

PERMIT NO:
BD SUBM. DATE:
PLOT DATE:

Project Number :

BGA No. 15029

Sheet Title :

MAIN ENTRY DR
GATE 1 ENLARGED PLAN

Sheet No. :

SP-10.8

© 2018, BUCILLA GROUP ARCHITECTURE INC.
DO NOT SCALE THE DRAWINGS

24 X 36

VIEW 4

ENTRY GATE 1 AT LOOP ROAD

MAIN ENTRY DRIVE

PROJECT ADDRESS :
7171 N. SCOTTSDALE ROAD
SCOTTSDALE , ARIZONA

ARCHITECT:

BUCILLA GROUP ARCHITECTURE INCORPORATED

ARCHITECTURE PLANNING INTERIOR DESIGN
HISTORIC PRESERVATION LEED VALUE ENGINEERING

19782 Mac Arthur Blvd., Suite 270, Irvine, Ca 92612
TEL 949. 851. 9080 FAX 949.623.0084

BUCILLA GROUP ARCHITECTURE, INC. hereby expressly reserves its common law copywright and other property rights in these plans. These plans are not to be copied, reproduced or changed in any form or manner whatsoever, nor are they to be assigned to any third party without first obtaining the express written permission and consent of BUCILLA GROUP ARCHITECTURE, INC.

STAMP

REGISTERED ARCHITECT
CERTIFICATE NO.
53611
GREG G. BUCILLA, III
Date Signed
ARIZONA U.S.A.
EXPIRES 06/30/2018

ATTEST TO ARCHITECTURAL ONLY

Project :

ARTESIA
7171 N. SCOTTSDALE ROAD
SCOTTSDALE , ARIZONA

Owner:

ARTESIA DEVELOPMENT PARTNERS, LLC
SCOTTSDALE, ARIZONA

NO.	DATE	DESCRIPTION
	121218	DRB SUBMITTAL

PERMIT NO:
BD SUBM. DATE:
PLOT DATE:

Project Number :

BGA No. 15029

Sheet Title :

MAIN ENTRY DR
GATE 1 CONCEPTUAL IMAGES

Sheet No. :

SP-10-8.1

© 2018, BUCILLA GROUP ARCHITECTURE INC.
DO NOT SCALE THE DRAWINGS

24 X 36

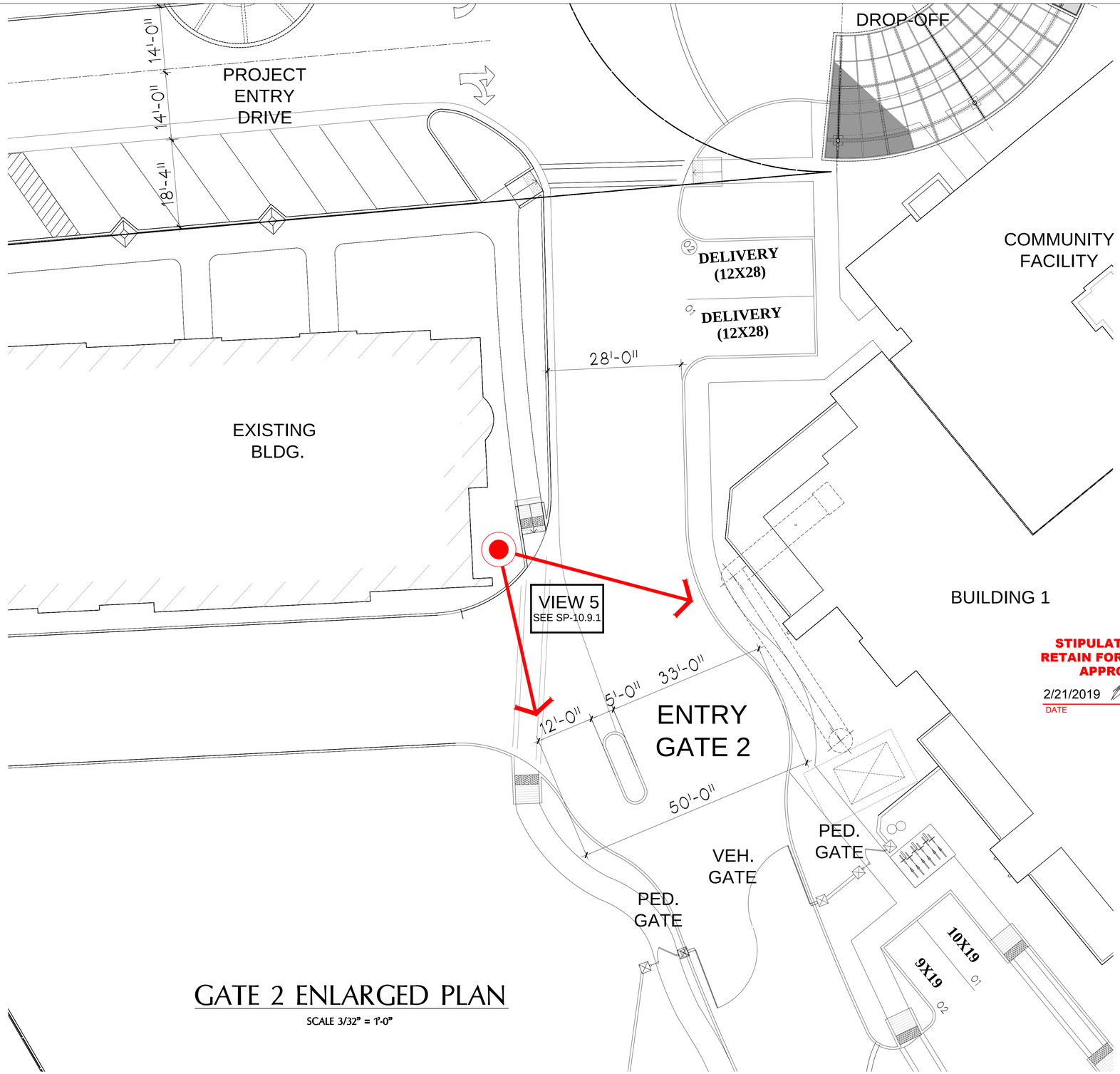

STIPULATION SET
RETAIN FOR RECORDS
APPROVED
2/21/2019
DATE APPROVED BY

GATE 2 ENLARGED PLAN

SCALE 3/32" = 1'-0"

MAIN ENTRY DRIVE

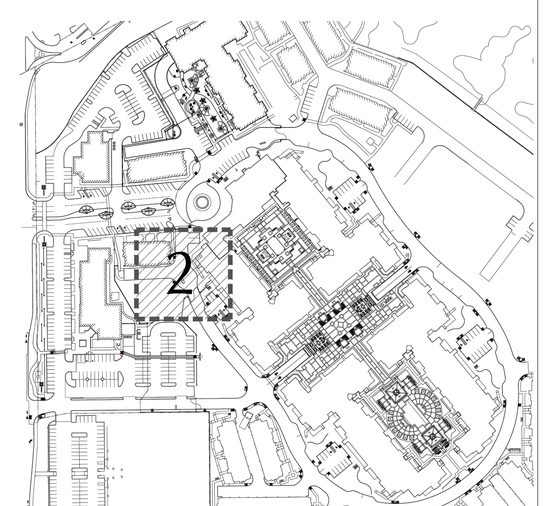

KEYPLAN

PROJECT ADDRESS :
7171 N. SCOTTSDALE ROAD
SCOTTSDALE , ARIZONA

ARCHITECT:
INCORPORATED
BUCILLA GROUP ARCHITECTURE
ARCHITECTURE PLANNING INTERIOR DESIGN
HISTORIC PRESERVATION LEED VALUE ENGINEERING
19782 Mac Arthur Blvd., Suite 270, Irvine, Ca 92612
TEL 949. 851. 9080 FAX 949.623.0084

BUCILLA GROUP ARCHITECTURE, INC. hereby expressly reserves its common law copywright and other property rights in these plans. These plans are not to be copied, reproduced or changed in any form or manner whatsoever, nor are they to be assigned to any third party without first obtaining the express written permission and consent of BUCILLA GROUP ARCHITECTURE, INC.

STAMP

REGISTERED ARCHITECT
CERTIFICATE NO.
53611
GREG G. BUCILLA, III
Date Signed
ARIZONA U.S.A.
EXPIRES 06/30/2018

ATTEST TO ARCHITECTURAL ONLY

Project :

ARTESIA
7171 N. SCOTTSDALE ROAD
SCOTTSDALE , ARIZONA

Owner:

ARTESIA DEVELOPMENT PARTNERS, LLC
SCOTTSDALE, ARIZONA

NO.	DATE	DESCRIPTION
	121218	DRB SUBMITTAL

PERMIT NO:
BD SUBM. DATE:
PLOT DATE:

Project Number :

BGA No. 15029

Sheet Title :

MAIN ENTRY DR
GATE 2 ENLARGED PLAN

Sheet No. :

SP-10.9

© 2018, BUCILLA GROUP ARCHITECTURE INC.
DO NOT SCALE THE DRAWINGS

24 X 36

VIEW 5

ENTRY GATE 2 AT LOOP ROAD

MAIN ENTRY DRIVE

PROJECT ADDRESS :
7171 N. SCOTTSDALE ROAD
SCOTTSDALE , ARIZONA

ARCHITECT:

BUCILLA GROUP ARCHITECTURE INCORPORATED

ARCHITECTURE PLANNING INTERIOR DESIGN
HISTORIC PRESERVATION LEED VALUE ENGINEERING

19782 Mac Arthur Blvd., Suite 270, Irvine, Ca 92612
TEL 949. 851. 9080 FAX 949.623.0084

BUCILLA GROUP ARCHITECTURE, INC. hereby expressly reserves its common law copywright and other property rights in these plans. These plans are not to be copied, reproduced or changed in any form or manner whatsoever, nor are they to be assigned to any third party without first obtaining the express written permission and consent of BUCILLA GROUP ARCHITECTURE, INC.

STAMP

REGISTERED ARCHITECT
CERTIFICATE NO.
53611
GREG G. BUCILLA, III
Date Signed
ARIZONA U.S.A.
EXPIRES 06/30/2018

ATTEST TO ARCHITECTURAL ONLY

Project :

ARTESIA
7171 N. SCOTTSDALE ROAD
SCOTTSDALE , ARIZONA

Owner:

ARTESIA DEVELOPMENT PARTNERS, LLC
SCOTTSDALE, ARIZONA

NO.	DATE	DESCRIPTION
	121218	DRB SUBMITTAL

PERMIT NO:
BD SUBM. DATE:
PLOT DATE:

Project Number :

BGA No. 15029

Sheet Title :

MAIN ENTRY DR
GATE 2 CONCEPTUAL
IMAGES

Sheet No. :

SP-10.9.1

© 2018, BUCILLA GROUP ARCHITECTURE INC.
DO NOT SCALE THE DRAWINGS

24 X 36

FRONT VIEW

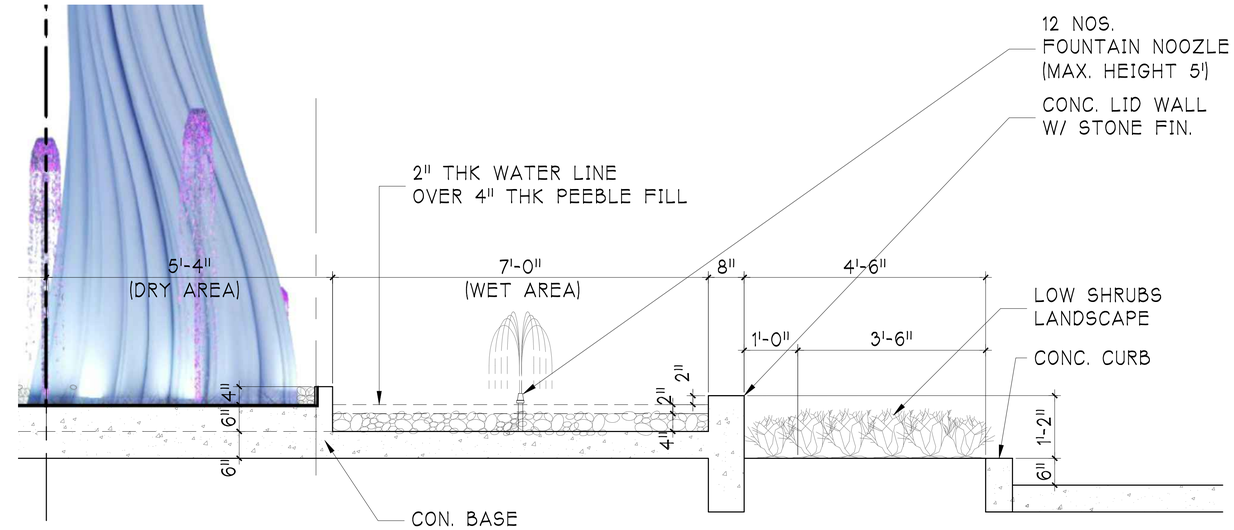

DETAIL SECTION

SCALE 3/4"= 1'-0"

STIPULATION SET
RETAIN FOR RECORDS
APPROVED

2/21/2019 Brad Lam
DATE APPROVED BY

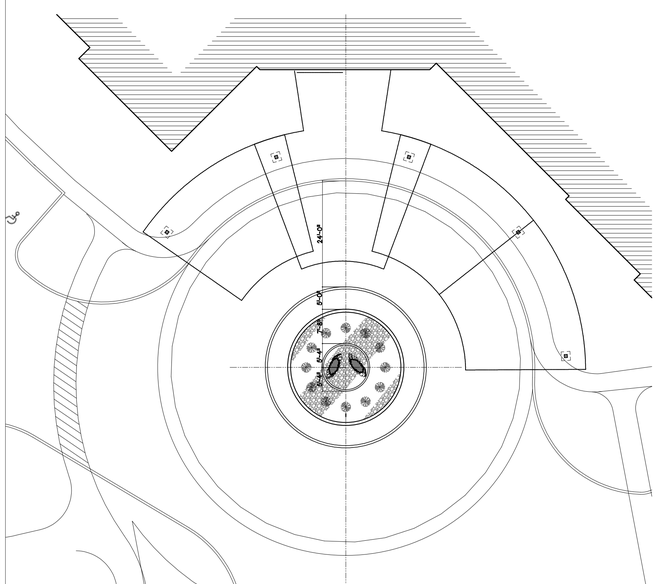

PARTIAL SITE PLAN

SCALE 1/16"= 1'-0"

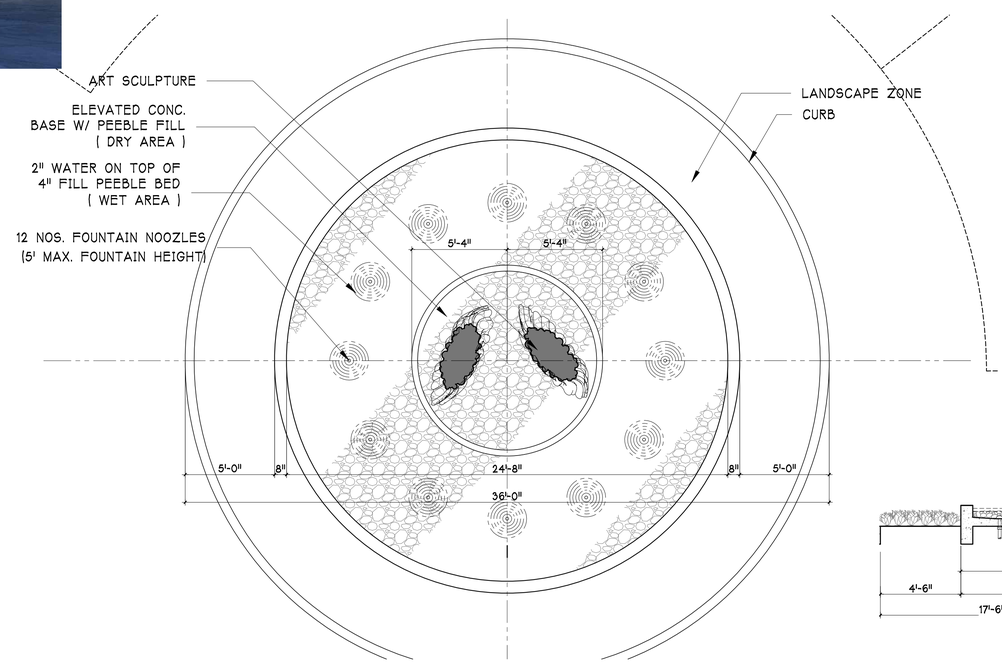

PLAN

SCALE 3/16"= 1'-0"

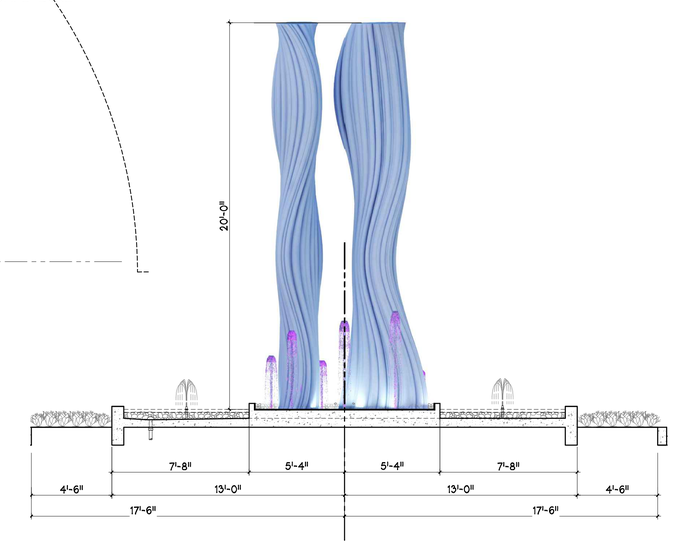

ELEVATION

SCALE 3/16"= 1'-0"

ARCHITECT:

BUCILLA GROUP ARCHITECTURE INCORPORATED
ARCHITECTURE PLANNING INTERIOR DESIGN
HISTORIC PRESERVATION LEED VALUE ENGINEERING

19782 Mac Arthur Blvd., Suite 270, Irvine, Ca 92612
TEL 949. 851. 9080 FAX 949.623.0084

BUCILLA GROUP ARCHITECTURE, INC. hereby expressly reserves its common law copyright and other property rights in these plans. These plans are not to be copied, reproduced or changed in any form or manner whatsoever, nor are they to be assigned to any third party without first obtaining the express written permission and consent of BUCILLA GROUP ARCHITECTURE, INC.

STAMP

REGISTERED ARCHITECT
CERTIFICATE NO.
53611
GREG G. BUCILLA, III
Date Signed
ARIZONA U.S.A.
EXPIRES 06/30/2018

ATTEST TO ARCHITECTURAL ONLY

Project :

ARTESIA
7171 N. SCOTTSDALE ROAD
SCOTTSDALE , ARIZONA

Owner:

ARTESIA DEVELOPMENT PARTNERS, LLC
SCOTTSDALE, ARIZONA

NO.	DATE	DESCRIPTION
	121218	DRB SUBMITTAL

PERMIT NO:
BD SUBM. DATE:
PLOT DATE:

Project Number :

BGA No. 15029

Sheet Title :

SECONDARY
ENTRY PLAN

Sheet No. :

ES-2.0

© 2018, BUCILLA GROUP ARCHITECTURE INC.
DO NOT SCALE THE DRAWINGS

24 X 36

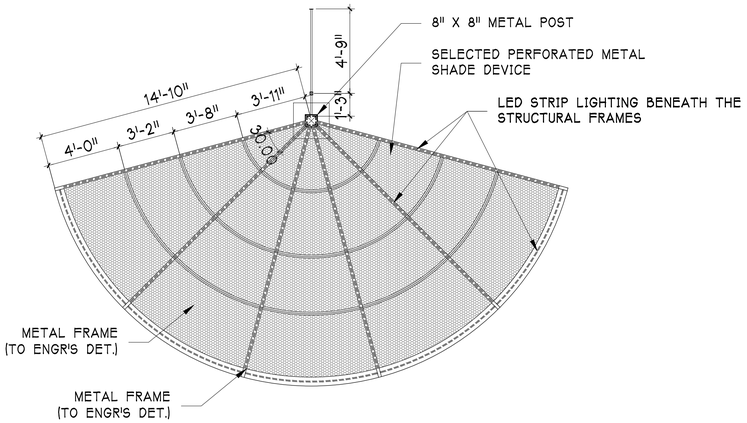

PLAN

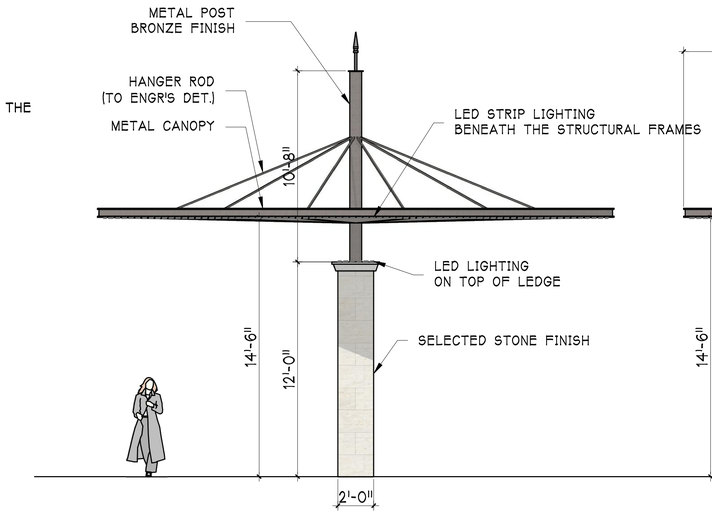

FRONT ELEV.

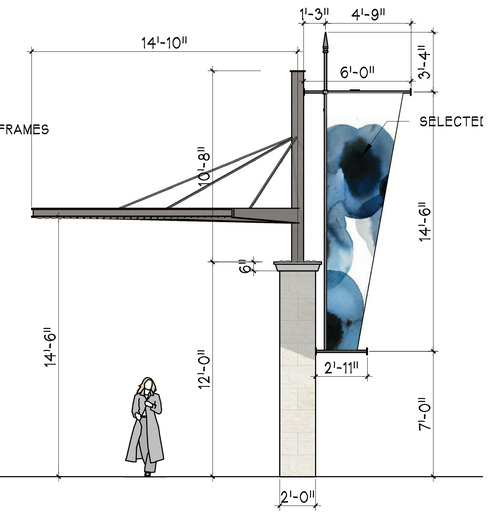

SIDE ELEV.

DRIVE AISLE/MEDIAN SHADE DEVICE

SCALE 1/4"= 1'-0"

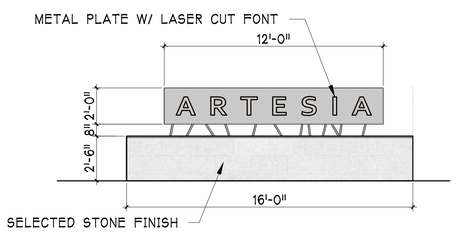

ELEVATION

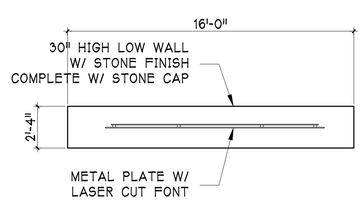

PLAN

ENTRY SIGNAGE @ SECONDARY ENTRY

SCALE 1/4"= 1'-0"

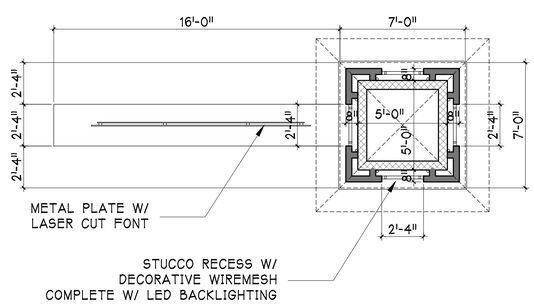

PLAN

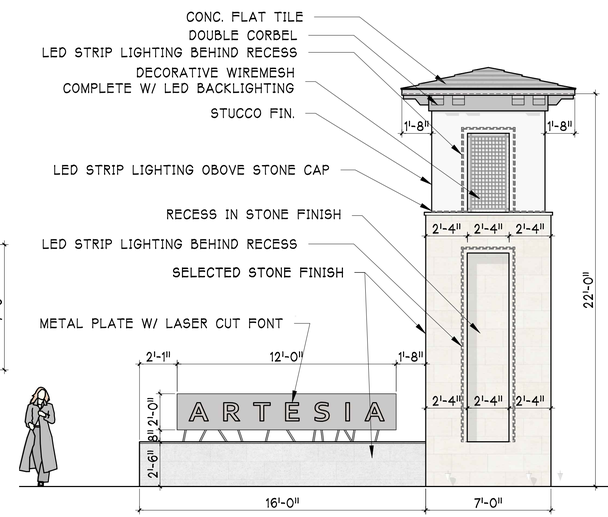

FRONT ELEV.

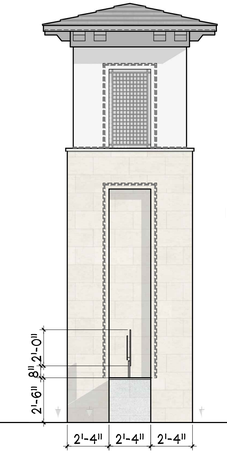

LEFT SIDE ELEV.

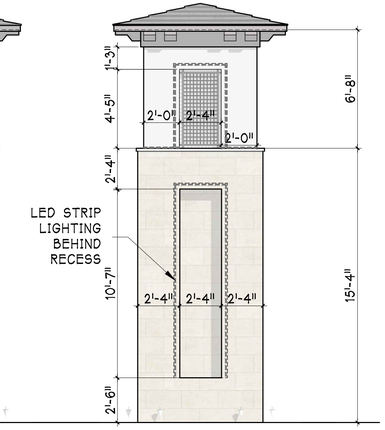

RIGHT SIDE ELEV.

ENTRY MONUMENTATION @ MAIN ENTRY

SCALE 1/4"= 1'-0"

STIPULATION SET
RETAIN FOR RECORDS
APPROVED

2/21/2019 Brad Cam

DATE APPROVED BY

MAIN ENTRY DRIVE

ARCHITECT:

BUCILLA GROUP ARCHITECTURE INCORPORATED
ARCHITECTURE PLANNING INTERIOR DESIGN
HISTORIC PRESERVATION LEED VALUE ENGINEERING

19782 Mac Arthur Blvd., Suite 270, Irvine, Ca 92612
TEL 949. 851. 9080 FAX 949.623.0084

BUCILLA GROUP ARCHITECTURE, INC. hereby expressly reserves its common law copyright and other property rights in these plans. These plans are not to be copied, reproduced or changed in any form or manner whatsoever, nor are they to be assigned to any third party without first obtaining the express written permission and consent of BUCILLA GROUP ARCHITECTURE, INC.

STAMP

REGISTERED ARCHITECT
CERTIFICATE NO. 53611
GREG G. BUCILLA, III
Date Signed
ARIZONA U.S.A.
EXPIRES 06/30/2018

ATTEST TO ARCHITECTURAL ONLY

Project :

ARTESIA
7171 N. SCOTTSDALE ROAD
SCOTTSDALE , ARIZONA

Owner:

ARTESIA DEVELOPMENT PARTNERS, LLC
SCOTTSDALE, ARIZONA

NO.	DATE	DESCRIPTION
	121218	DRB SUBMITTAL

PERMIT NO:
BD SUBM. DATE:
PLOT DATE:

Project Number :

BGA No. 15029

Sheet Title :

ENTRY MONUMENTATION AND SHADE DEVICE

Sheet No. :

ES-2.1

© 2018, BUCILLA GROUP ARCHITECTURE INC.
DO NOT SCALE THE DRAWINGS

24 X 36

PHOTOMETRIC RESULTS

Primary Drive
237 points at z=0, sp 10ft by 10ft
HORIZONTAL FOOTCANDLES

Average	0.0
Maximum	0.0
Minimum	0.0
Avg:Min	N/A
Max:Min	N/A
Coef Var	0.00
UnifGrad	N/A

Entry Building
139 points at z=0, sp 10ft by 10ft
HORIZONTAL FOOTCANDLES

Average	0.2
Maximum	1.5
Minimum	0.0
Avg:Min	N/A
Max:Min	N/A
Coef Var	2.06
UnifGrad	N/A

CONSTRUCTION NOTES

1. LED STRIP LIGHTING TO BE BEHIND RECESSES IN ENTRY MONUMENT.
2. LED LIGHTING TO BE INSTALLED FOR LASER CUT ENTRY SIGN LETTERING.

LIGHT FIXTURE SCHEDULE

KEY	SYMBOL	MANUFACTURER	CATALOG #	VOLTS	LAMP	CCT	LUMENS	FINISH COLOR
A	A	HOLM LIGHTING	dLUN-4-1LED-WF-AB	12	2W LED	3000K	59	BRONZE
B	B	VISTA LIGHTING	GR-3106-DZ-9.5-C-WF	120	10W LED	3000K	177	DARK BRONZE
C	C	VISTA LIGHTING	1043/DZ/MF/30/F/MV/ND	120	20W LED	3000K	711	DARK BRONZE
D	D	VISTA LIGHTING	1162/AL/DZ/S/6/W/120-277/AL/CX	120	9.5W LED	3500K	542	DARK BRONZE
E	E	JESCO LIGHTING GROUP	DL-AC-FLEX-30	120	20W LED	3000K	500	N/A
F	F	LUMASCAPE	LS333ANS-3LED-6-H6-ME-13	12	6W LED	3000K	479	STAINLESS STEEL
G	G	LUMASCAPE	LS9405LED-2-H6-SS-NR-23-U	12	2W LED	3000K	169	STAINLESS STEEL

NORTH

GRAPHIC SCALE
20 10 0 10 20 40
1 INCH = 20 FEET

PROJECT ADDRESS :
7171 N. SCOTTSDALE ROAD
SCOTTSDALE , ARIZONA

ARCHITECT:

BUCILLA GROUP ARCHITECTURE

ARCHITECTURE PLANNING INTERIOR DESIGN
HISTORIC PRESERVATION LEED VALUE ENGINEERING

19782 Mac Arthur Blvd., Suite 270, Irvine, Ca 92612
TEL 949. 851. 9080 FAX 949.623.0084

BUCILLA GROUP ARCHITECTURE, INC. hereby expressly reserves its common law copywright and other property rights in these plans. These plans are not to be copied, reproduced or changed in any form or manner whatsoever, nor are they to be assigned to any third party without first obtaining the express written permission and consent of BUCILLA GROUP ARCHITECTURE, INC.

STAMP

Registered Professional Engineer (Architect)
57159
CLIFFORD M. TOLMAN
Date Signed 12-17-18
Arizona U.S.A.
Expires 3-31-20

ATTEST TO ARCHITECTURAL ONLY

Project :

ARTESIA
7171 N. SCOTTSDALE ROAD
SCOTTSDALE , ARIZONA

Owner:

ARTESIA DEVELOPMENT PARTNERS, LLC
SCOTTSDALE, ARIZONA

NO.	DATE	DESCRIPTION
	121318	DRB SUBMITTAL

PERMIT NO:
BD SUBM. DATE:
PLOT DATE:

Project Number :

BGA No. 15029

Sheet Title :

LIGHTING SPECIFICATIONS & ANALYSIS

Sheet No. :

SE2.2

ARIZONA BLUE STAKE
CALL TWO WORKING DAYS BEFORE YOU DIG
Dial 811 or
602-263-1100
1-800-STAKE-IT
(OUTSIDE MARICOPA COUNTY)

WRIGHT engineering corporation
ELECTRICAL ENGINEERING AND DESIGN
165 EAST CHILTON DRIVE
CHANDLER, ARIZONA 85225
PHONE: 480.497.5829
FAX: 480.497.5807
www.wrightengineering.us
Wright Project # 17006

© BUCILLA GROUP ARCHITECTURE INC.
DO NOT SCALE THE DRAWINGS

24 X 36

Domia
DETAILS

The Domia offers smooth curves and a timeless shape blends easily into any environment. With a flat lens design, the DOMIA family enhances any project while offering high performance and Dark-Sky compatibility.

CONSTRUCTION
- Sturdy aluminum casting housing available with or without integrated driver compartment
- Certified IP67 optical system
- Silicone gaskets and stainless steel hardware
- Mounts onto Ø2" I.D. pendant tenon or onto side-mount 2 3/8"Ø O.D. tenon with optional self-leveling (ADV)

FINISH
- Super durable extremely resistant exterior polyester powder coating meets AAMA 2604 requirements (5 years South Florida exposure)
- Available in 10 standard colors / textured (TX) or smooth (SM) finish
- Optional RAL colors are also available
- For added protection a Marine Grade (MG) pre-finish is available to meet ASTM G7, B117,D1654 and D2247 requirements (salt spray, corrosion and humidity resistance)

LED, LENS & OPTICS
- High power LED available in 3000k & 4000K
- Type 2, 3, 3m (wide), 4 & 5 Roadway optics available
- Optional House-side shield available to cut back light
- Flat Clear Glass (FGC) - highest efficiency and performance
- Flat Clear Frost (FGF) - reduces glare with better unifomity
- All lens & optics are fully UV stable
- Dark Sky compliant

FORMATS
- Available Pendant or Post Top (Yoke mount) or a Utility Fitter variation (top & bottom images) that features easy tool-free access

CY55T4

CY55P1B

IP67

ELECTRICAL
- Dimmable 0-10 volt, high power factor (90%) driver
- 120, 208, 240, 277, 347 or 480 volts available
- 10 kA Surge protector supplied standard

OPTIONAL
- Programmable driver (PROG), Button-type photocell (PC)
- 7-Pin ANSI C136.41 receptacle (PTDR) available with shorting cap (PX), photocell (PT) or long-life photocell (PTL)
- Field adjustable 10% increment step-dimming switch (SD)

Contact factory for **WIRELESS CONTROLS** and further details

cyclone
REV. B: 01/18

Post-Top
CY55T4

Ordering Template

MODEL	LENS	DIST.	WATT	CCT	VOLT	FITTER	OPTIONS	COLOR	TEXTURE	OP.FIN.
CY55T4	FGC FGF	2 3 3M 4 5 2HS 3HS 3MHS 4HS	20W 40W 60W 80W 100W 120W	3K 4K	120 208 240 277 347 480	NONE R28 R30	NONE PC PROG SD	BK MT DG MA SI BZ BG GM PC WH	TX SM	MG

ORDERING CODE

CY55T4									

References

LENS
FGC FLAT GLASS CLEAR
FGF FLAT GLASS FROST

DISTRIBUTION
HS INTERNAL HOUSE SHIELD
SEE PHOTOMETRIC PAGE FOR DETAILS

CCT
3K 3000K
4K 4000K

WATT
SEE PHOTOMETRIC PAGE FOR LUMEN OUTPUT

FITTER
NONE FITS 4" O.D. X 3" LONG TENON
R28 REDUCER 4" O.D. TO 2 7/8" O.D. X 3" LONG TENON
R30 REDUCER 4" O.D. TO 3" O.D. X 3" LONG TENON

OPTIONS
NONE NONE
PC* BUTTON-TYPE PHOTOCELL
PROG* PROGAMMABLE DRIVER
SD* FIELD ADJUSTABLE 10% INCREMENT STEP-DIMMING SWITCH
*CONTACT FACTORY FOR WIRELESS CONTROLS AND MORE INFORMATION REGARDING PROG AND SD OPTIONS

COLOR
BK BLACK RAL9005
MT METALLIC GRAPHITE TEXTURED ONLY (PROPRIETARY FORMULA)
DG DARK GREEN RAL6012
MA MARINE BLUE RAL5013
SI METALLIC SILVER RAL9006 (SMOOTH ONLY)
BZ DARK BRONZE RAL8019
BG BURGUNDY RAL3005
GM MOSS GREEN RAL6005
PG PALE GREY RAL7040
WH WHITE RAL9003

TEXTURE
TX TEXTURED
SM SMOOTH

OP.FIN. (OPTIONAL FINISH)
MG MARINE GRADE PRE-FINISH

Luminaire

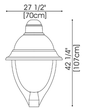

CY55T4

cyclone
REV. B: 01/18

VISTA PROFESSIONAL OUTDOOR LIGHTING

Type: _____
Model: _____
Project: _____

SPECIFICATION SHEET

MODEL 3106 Landscape Series • Up & Accent Lights

FIXTURE SPECIFICATIONS:

HOUSING:
Die-cast, copper-free aluminum.
SHROUD:
Die-cast, copper-free aluminum fitted to housing with a closed-cell molded silicone gasket – providing a superior weather-tight seal. Door is designed to shed water from the lens surface.
FINISH:
Polyester powder-coat finish available in Black, Verde, Architectural Brick, Architectural Bronze, Light Bronze, Dark Bronze, Granite, Pewter, Terracotta, Rust, Hunter Green, Mocha, Weathered Bronze, Weathered Iron, and White.
LENS:
Clear, tempered, shock and heat-resitant, soda-lime glass lens.
LAMP TYPE:
LED Lamp Only - Cree® MT-G2 High Density Array (HDA) driven at 4.5-watts, 9.5-watts, or 13-watts. Color temperature available in 27 - (2700K),W - Warm (3000K), 35 - (3500K), N - Neutral (4000K), C - Cool (5000K).
ELECTRICAL:
Input voltage range 9 - 15V AC.

OPTICS:
Available in VNS - Very Narrow Spot, SP - Spot, MF - Medium Flood, or WF - Wide Flood.
MOUNTING:
Injection-molded composite adjustable knuckle with ½" NPS thread. Fixture may be mounted into threaded hubs in junction boxes, ground stakes (GR), tree mount boxes (TR), or mounting canopies (WR).
FASTENERS:
All fasteners are stainless steel.
WIRING:
Prewired with a 36" pigtail of 18-2 direct-burial cable and underground connectors for a secure connection to supply cable.

All Vista luminaires are MADE IN U.S.A.

DIMENSIONS:

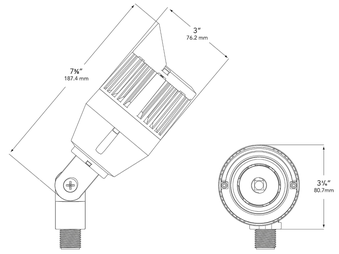

Vista Professional Outdoor Lighting reserves the right to modify the design and/or construction of the fixture shown without further notification.

1625 Surveyor Avenue • Simi Valley, CA 93063 • (805) 527-0987 • (800) 766-VISTA (8478)
FAX: (888) 670-VISTA (8478) • email@vistapro.com • www.vistapro.com

VISTA PROFESSIONAL OUTDOOR LIGHTING

SPECIFICATION SHEET

MODEL 3106 Landscape Series • Up & Accent Lights

FIXTURE ORDERING INFORMATION

TO ORDER FIXTURE: Select appropriate choice from each column as in the following example.

EXAMPLE: GR-3106-B-6.5-W-SP

MOUNTING	MODEL	FINISH	WATTAGE	COLOR TEMP	DISTRIBUTION	ACCESSORIES
GR -ABS ground stake **WR**- Wall-mount canopy **TR**- Tree-mount J-box	**3106**	**B** - Black **G** - Verde **BR** - Architectural Brick **Z** - Architectural Bronze **LZ** - Light Bronze **DZ** - Dark Bronze **SB** - Special Bronze **GT** - Granite **P** - Pewter **TC** - Terracotta **R** - Rust **HG** - Hunter Green **M** - Mocha **WB** - Weathered Bronze **WI** - Weathered Iron **W** - White	**4.5** **9.5** **13**	**27** - 2700K **W** - Warm **35** - 3500K **N** - Neutral **C** - Cool	**VNS** - Very Narrow Spot **SP** - Spot **MF** - Medium Flood **WF** - Wide Flood	**HL** – Honeycomb Louver **5** - 5' Wire Lead **NOTE:** * If fixture to be used with Extended Arm Mount (EAM) - must order with extended wire length

Fixtures shipped with standard lamp, unless otherwise specified.
Fixtures shipped with specified mounting hardware.

LUMEN OUTPUT PACKAGES Watts / Lumens

Beam Spread	4.5	9.5	13
VNS	4.5 Watts / 135 Lumens	9.5 Watts / 214 Lumens	13 Watts / 269 Lumens
NS	4.5 Watts / 364 Lumens	9.5 Watts / 566 Lumens	13 Watts / 738 Lumens
MF	4.5 Watts / 321 Lumens	9.5 Watts / 487 Lumens	13 Watts / 711 Lumens
WF	4.5 Watts / 332 Lumens	9.5 Watts / 542 Lumens	13 Watts / 686 Lumens

Vista Professional Outdoor Lighting reserves the right to modify the design and/or construction of the fixture shown without further notification.

1625 Surveyor Avenue • Simi Valley, CA 93063 • (805) 527-0987 • (800) 766-VISTA (8478)
FAX: (888) 670-VISTA (8478) • email@vistapro.com • www.vistapro.com

3106 04.17

SECONDARY ENTRY LIGHT SPECIFICATION (FIXTURE A)

NO SCALE

FREE STANDING

WALL WASH LIGHT SPECIFICATION (FIXTURE B)

NO SCALE

LIGHT FIXTURE SCHEDULE

KEY	SYMBOL	MANUFACTURER	CATALOG #	VOLTS	LAMP	CCT	LUMENS	FINISH COLOR
A	A	HOLM LIGHTING	dLUN-4-1LED-WF-AB	12	2W LED	3000K	59	BRONZE
B	B	VISTA LIGHTING	GR-3106-DZ-9.5-C-WF	120	10W LED	3000K	177	DARK BRONZE
C	C	VISTA LIGHTING	1043/DZ/MF/30/F/MV/ND	120	20W LED	3000K	711	DARK BRONZE
D	D	VISTA LIGHTING	1162/AL/DZ/S/6/W/120-277/AL/CX	120	9.5W LED	3500K	542	DARK BRONZE
E	E	JESCO LIGHTING GROUP	DL-AC-FLEX-30	120	20W LED	3000K	500	N/A
F	F	LUMASCAPE	LS333ANS-3LED-6-H6-ME-13	12	6W LED	3000K	479	STAINLESS STEEL
G	G	LUMASCAPE	LS9405LED-2-H6-SS-NR-23-U	12	2W LED	3000K	169	STAINLESS STEEL

LIGHT FIXTURE SCHEDULE

NO SCALE

ARIZONA BLUE STAKE
CALL TWO WORKING DAYS BEFORE YOU DIG
Dial 811 or
602-263-1100
1-800-STAKE-IT
(OUTSIDE MARICOPA COUNTY)

WRIGHT engineering corporation
ELECTRICAL ENGINEERING AND DESIGN
165 EAST CHILTON DRIVE
CHANDLER, ARIZONA 85225
PHONE: 480.497.5829
FAX: 480.497.5807
www.wrightengineering.us

Wright Project # 17006

PROJECT ADDRESS :
7171 N. SCOTTSDALE ROAD
SCOTTSDALE , ARIZONA

ARCHITECT:

BUCILLA GROUP ARCHITECTURE
ARCHITECTURE PLANNING INTERIOR DESIGN
HISTORIC PRESERVATION LEED VALUE ENGINEERING
19782 Mac Arthur Blvd., Suite 270, Irvine, Ca 92612
TEL 949. 851. 9080 FAX 949.623.0084

BUCILLA GROUP ARCHITECTURE expressly reserves its common law copyright and other property rights in these plans. These plans may not be copied, reproduced or used in any form or manner whatsoever, nor are they to be assigned to any third party without first obtaining the express written permission and consent of BUCILLA GROUP ARCHITECTURE INC.

STAMP

Registered Professional Engineer (Civil)
CERTIFICATE NO. 57159
CLIFFORD M. TOLMAN
Date Signed 12-17-19
Expires 3-31-20

Registered Professional Engineer (Electrical)
CERTIFICATE NO. 57159
CLIFFORD M. TOLMAN
Date Signed 12-17-19
Expires 3-31-20

ATTEST TO ARCHITECTURAL ONLY

Project :

ARTESIA
7171 N. SCOTTSDALE ROAD
SCOTTSDALE , ARIZONA

Owner:

ARTESIA DEVELOPMENT PARTNERS, LLC
SCOTTSDALE, ARIZONA

NO.	DATE	DESCRIPTION
	121318	DRB SUBMITTAL

PERMIT NO:
BD SUBM. DATE:
PLOT DATE:

Project Number :

BGA No. 15029

Sheet Title :

LIGHTING SPECIFICATIONS

Sheet No. :

SE2.2

SE2.1

© BUCILLA GROUP ARCHITECTURE INC.
DO NOT SCALE THE DRAWINGS

24 X 36

PROFESSIONAL OUTDOOR LIGHTING

Type: _____

Model: _____

Project: _____

SPECIFICATION SHEET

MODEL 1043 Architectural Series • Up & Accent

FIXTURE SPECIFICATIONS:

DOOR:
Die-cast, low copper content, A360 aluminum offers maximum corrosion protection. Stainless steel fasteners affixed to a minimalistic styled flat door (standard). Door is designed to shed water from the lens surface.Also available as an accessory is a die-cast medium shield **CS**.
HOUSING:
Die-cast A360 aluminum. Optic and driver compartment separately sealed while being electrically connected. Housing aiming achieved via a Vista patented Infinity Knuckle (see MOUNTING).
FINISH:
Durable powder coat finish available in Glossy Gray, Black, Architectural Bronze, Dark Bronze, Verde, Pewter, Architectural Brick, Granite, Terracotta, Rust, Hunter Green, Mocha, Special Bronze, Weathered Bronze, Weathered Iron, and White. Custom Powder coat finishes available on request.
LED:
Cree® MT-G2 High Density Array (HDA) driven at 500mA, 700mA, 750mA, 1000mA, 1400mA, or 1750mA.
COLOR TEMPERATURE:
LED's are offered in 2700°K, 3000°K, 3500°K, 4000°K, or 5000°K CCT ANSI white 4 step Cree® Easy White™ bins
LIGHT DISTRIBUTION:
Very Narrow Spot **VNS** (16° FWHM), Narrow Spot **NS** (19° FWHM), Medium Flood **MF** (30° FWHM), and Wide Flood **WF** (46° FWHM).
REFLECTOR:
High-purity, vacuum metalized, specular or semi-specular optics designed for maximum performance and uniformity. Very Narrow Spot **VNS** optic incorporates an internal source shield to eliminate unwanted glare outside the beam pattern.

LENS/SEAL:
2.7 mm thick tempered and seamed clear glass sealed with a closed cell molded silicone gasket.
WIRING:
Prewired with 150° C-rated wire.
DRIVER:
Integral CUL listed LED driver. Non-dimmable (**ND**), dimming drivers available in 0-10V (**010**), TRIAC dimming (120V input only) (**LE**) or ELV dimming (**TE**).
ACCESSORIES:
Barn Doors **BD**, Full Shield **FS**, and Half Shield **HS** available. Accessories are attached into pre-existing slots located on the underside of the fixture door providing for a fastener free appearance.
MOUNTING:
Infinity Knuckle - Die-cast, copper-free aluminum with stainless steel stem. A fully sealed spherical grommet allows infinite adjustment capabilities.
CERTIFICATION:
UL & CUL wet location certified. IP66

All Vista luminaires are **MADE IN THE U.S.A.**

DIMENSIONS:

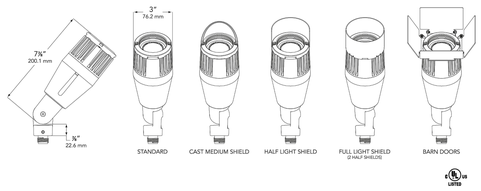

Vista Professional Outdoor Lighting reserves the right to modify the design and/or construction of the fixture shown without further notification.

1625 Surveyor Avenue • Simi Valley, CA 93063 • (805) 527-0987 • (800) 766-VISTA (8478)
FAX: (888) 670-VISTA (8478) • email@vistapro.com • www.vistapro.com

PROFESSIONAL OUTDOOR LIGHTING

SPECIFICATION SHEET

MODEL 1043 Architectural Series • Up & Accent Lights

LAMP SPECIFICATIONS

LED:
- High lumen output LED powered for high efficacy.
- Cree®MT-G2 High Density Array (HDA), driven at 500mA, 700mA, 750mA, 1000mA, 1400mA, or 1750mA.
- 2700°K, 3000°K, 3500°K, 4000°K, or 5000°K CCT ANSI white 4 step Cree® Easy White™ bins.
- 135-1212 Delivered Lumens.

OPTICS/AIMING:
- High-purity, vacuum metalized, specular or semi-specular optics designed for maximum performance and uniformity.
- Very Narrow Spot **VNS** (16° FWHM), Narrow Spot **NS** (19° FWHM), Medium Flood **MF** (30° FWHM), and Wide Flood **WF** (46° FWHM).
- Housing aiming achieved via a Vista patented Infinity Knuckle (see MOUNTING).

ELECTRICAL:
- Multi-Volt **MV** 120V-277V universal input.
- Prewired with 150° C-rated wire.
- Constant current 700mA or 1A output driver (non-dimmable).
- Dimmable constant current drivers available in 500mA, 750mA, 1000mA, 1400mA, 1750mA outputs. Available in linear 0-10V dimming (**010**), TRIAC dimming (**LE**), or ELV dimming (**TE**). (Note: TRIAC dimming available with 120V input only).

FIXTURE ORDERING INFORMATION

TO ORDER FIXTURE: Select appropriate choice from each column as in the following example.

EXAMPLE: 1043-GG-NS-40-C-MV-ND-HS

MODEL	FINISH	DISTRIBUTION	COLOR TEMP	DELIVERED LUMENS	VOLTAGE	DIMMING	ACCESSORIES
1043	**GG** - Glossy Gray **B** - Black **Z** - Architectural Bronze **DZ** - Dark Bronze **LZ** - Light Bronze **G** - Verde **P** - Pewter **BR** - Architectural Brick **GT** - Granite **TC** - Terracotta **R** - Rust **HG** - Hunter Green **M** - Mocha **SB** - Special Bronze **WB** - Weathered Bronze **WI** - Weathered Iron **W** - White	**VNS** - Very Narrow Spot* **NS** - Narrow Spot** **MF** - Medium Flood** **WF** - Wide Flood**	**27** - 2700°K **30** - 3000°K **35** - 3500°K **40** - 4000°K **50** - 5000°K	**A** - 0-200 Lumens **B** - 200-400 Lumens **C** - 400-600 Lumens **D** - 600-750 Lumens **E** - 750-1050 Lumens **F** - 1050-1250 Lumens * 1043 VNS ** 1043 NS, MF, WF	**MV** - Multi-Volt (120V-277V)	**ND** - No Dimming **010** - 0-10V Dimming **LE** - TRIAC Dimming **TE** - ELV Dimming	**BD** - Barn Doors **FS** - Full Light Shield **HS** - Half Light Shield **CS** - Cast Shield

* 1043-VNS only available in A, B Delivered Lumen Packages.
** 1043-NS, MF, WF only available in B, C, D, E, F Delivered Lumen Packages

LUMEN OUTPUT PACKAGES (Watts / Lumens)

Beam Spread	A	B	C	D	E	F
VNS	4.6 Watts / 135 Lumens	15.7 Watts / 361 Lumens				
NS		4.6 Watts / 364 Lumens	9.0 Watts / 566 Lumens	13.2 Watts / 738 Lumens	15.9 Watts / 1035 Lumens	19.5 Watts / 1212 Lumens
MF		4.6 Watts / 321 Lumens	9.1 Watts / 487 Lumens	12.8 Watts / 711 Lumens	15.9 Watts / 1035 Lumens	20.1 Watts / 1188 Lumens
WF		4.6 Watts / 332 Lumens	9.4 Watts / 542 Lumens	12.6 Watts / 687 Lumens	15.6 Watts / 967 Lumens	19.2 Watts / 1052 Lumens

Vista Professional Outdoor Lighting reserves the right to modify the design and/or construction of the fixture shown without further notification.

1625 Surveyor Avenue • Simi Valley, CA 93063 • (805) 527-0987 • (800) 766-VISTA (8478)
FAX: (888) 670-VISTA (8478) • email@vistapro.com • www.vistapro.com

1043 02.17

ACCENT LIGHT SPECIFICATION (FIXTURE C)

NO SCALE

FREE STANDING

PROFESSIONAL OUTDOOR LIGHTING

Type: _____

Model: _____

Project: _____

SPECIFICATION SHEET

MODEL 1162 Architectural Series • Inground & Well Lights • LED

FIXTURE SPECIFICATIONS:

HOUSING:
Available in die-cast, copper-free aluminum or injection-molded, glass-reinforced Ryton® R-4 composite with a silicone O-ring gasket – providing a superior weather-tight seal.
TRIM RING:
Available in die-cast, copper-free aluminum or injection-molded, glass-reinforced Ryton® R-4 composite. Also, stainless steel and brass.
FINISH:
Available in Black, Architectural Bronze, Light Bronze, Dark Bronze, Verde, Pewter, Architectural Brick, Granite, Terracotta, Rust, Hunter Green, Mocha, Weathered Bronze, Weathered Iron, and White.
LENS:
Convex, tempered, shock & heat-resistant, soda-lime glass lens. Available in clear, cool blue and frosted.
OPTICS/AIMING:
Injection-molded optical grade acrylic available in Spot (SP), Flood (FL), and Wide Flood (WF) distributions. Optional Tilt Optic Kit (TO) available to modify direction of beam angle.
LAMP TYPE:
Three or six high output LED emitters, powered for high efficiency. Modular performance optic package.

ELECTRICAL:
Constant current Class 2 output driver with 120-277V input. Suitable for through branch wiring using either two ½" NPT or ¾" NPT on bottom or two ½" NPT on side.
MOUNTING:
In-grade. Mounting accessories not required.
FASTENERS/INSERTS:
All fasteners are stainless steel.
CERTIFICATION:
UL Listed to U.S. & Canadian safety standards for line voltage landscape luminaires (UL 1598). Suitable for wet locations.

All Vista luminaires are MADE IN THE U.S.A.

DIMENSIONS:

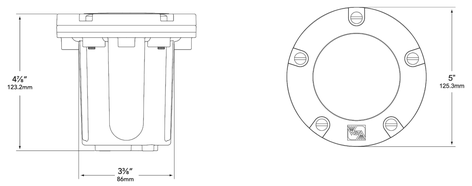

Vista Professional Outdoor Lighting reserves the right to modify the design and/or construction of the fixture shown without further notification.

1625 Surveyor Avenue • Simi Valley, CA 93063 • (805) 527-0987 • (800) 766-VISTA (8478)
FAX: (888) 670-VISTA (8478) • email@vistapro.com • www.vistapro.com

PROFESSIONAL OUTDOOR LIGHTING

SPECIFICATION SHEET

MODEL 1162 Architectural Series • Inground & Well Lights • LED

LAMP SPECIFICATIONS:

LED
- High output LED, powered for high efficiency
- Modular performance optic package
- 3 emitter - 5 watts, 90 deliverable lumens
- 6 emitter - 10 watts, 177 deliverable lumens

OPTICS / AIMING
- Injection-molded optical grade acrylic
- Available in Spot (SP), Flood (FL), and Wide Flood (WF) distributions
- Optional Tilt Optic Kit (TO) with 5°, 10°, 15° tilt and 5° axial spread

ELECTRICAL
- Constant current Class 2 output driver
- 120-277V input
- Suitable for through branch wiring
- Two ½" NPT bottom, two ½" NPT bottom, or two ½" NPT side conduit entries

FIXTURE ORDERING INFORMATION

TO ORDER FIXTURE: Select appropriate choice from each column as in the following example.

EXAMPLE: 1162-AL-B-SP-3-W-120-277-AL-CX-12B-HL

MODEL	LENS COVER	FINISH	DISTRIBUTION	LED QTY	COLOR TEMP
1162	AL - Aluminum CP - Composite	B - Black G - Verde BR - Architectural Brick Z - Architectural Bronze LZ - Light Bronze DZ - Dark Bronze GT - Granite P - Pewter TC - Terracotta R - Rust HG - Hunter Green M - Mocha WB - Weathered Bronze WI - Weathered Iron W - White	SP - Spot MF - Med Flood WF - Wide Flood	3 emitter 6 emitter	W - Warm C - Cool

VOLTAGE	HOUSING	LENS	HUBS	ACCESSORIES
120-277	AL - Aluminum CP - Composite	CX - Crowned Clear CBL - Crowned Cool Blue CFR - Crowned Frosted	12B - ½" Bottom 34B - ¾" Bottom 12S - ½" Side	HL - Honeycomb Louver TO - Tilt Optic Kit

Vista Professional Outdoor Lighting reserves the right to modify the design and/or construction of the fixture shown without further notification.

1625 Surveyor Avenue • Simi Valley, CA 93063 • (805) 527-0987 • (800) 766-VISTA (8478)
FAX: (888) 670-VISTA (8478) • email@vistapro.com • www.vistapro.com

1162 09.16

INGROUND LIGHT SPECIFICATION (FIXTURE D)

NO SCALE

FREE STANDING

LIGHT FIXTURE SCHEDULE								
KEY	SYMBOL	MANUFACTURER	CATALOG #	VOLTS	LAMP	CCT	LUMENS	FINISH COLOR
A	A	HOLM LIGHTING	dLUN-4-1LED-WF-AB	12	2W LED	3000K	59	BRONZE
B	B	VISTA LIGHTING	GR-3106-DZ-9.5-C-WF	120	10W LED	3000K	177	DARK BRONZE
C	C	VISTA LIGHTING	1043/DZ/MF/30/F/MV/ND	120	20W LED	3000K	711	DARK BRONZE
D	D	VISTA LIGHTING	1162/AL/DZ/S/6/W/120-277/AL/CX	120	9.5W LED	3500K	542	DARK BRONZE
E	E	JESCO LIGHTING GROUP	DL-AC-FLEX-30	120	20W LED	3000K	500	N/A
F	F	LUMASCAPE	LS333ANS-3LED-6-H6-ME-13	12	6W LED	3000K	479	STAINLESS STEEL
G	G	LUMASCAPE	LS9405LED-2-H6-SS-NR-23-U	12	2W LED	3000K	169	STAINLESS STEEL

LIGHT FIXTURE SCHEDULE

NO SCALE

DL-AC-FLEX (OUTDOOR APPLICATIONS)

LED FLEXIBLE LINEAR
AC FLEXIBLE LINEAR STRIP

PATENT NO.:9,671,075
PATENT NO.:9,746,144

Type	
Project	
Catalog No.	

INFINA®
DESIGNED FOR GREATER ROLL FOR FLEXIBILITY
PATENT NO.: US 9,671,075

DESCRIPTION

INFINA® is the next generation of high lumen output, specification grade, flexible lighting system that incorporates JESCO's exclusive, patented, constant current, Driverless AC LED technology** which operates directly off of line voltage - no additional power source required and no drivers to hide. With a run length of 150', the product can be dimmed with an ELV dimmer***. The product is mounted either in a channel or with snap-in mounting clips. INFINA® is designed for dry, damp and wet locations. The LEDs are imbedded within a patented, flexible, optically clear thermoplastic jacket. For easy installation, JESCO offers a full complement of connectors.

FEATURES
- Provides up to 555 lm from 4.95W with an efficacy of 112 lm/W
- Patented constant current IC's provide uniform intensity over the entire run
- 3 Step Mac Adam LEDs
- JESCO's exculsive Driverless AC LED** technology incorporated within our patented, flexible, optically clear thermoplastic jacket provides for true 50,000 hours of operation with 70% lumen maintenance
- Line voltage – No power supplies to hide
- Run length of 150 feet (4" increments)
- Rated for Indoor and Outdoor applications
- High CRI of 80+
- Available in 2400K, 2700K, 3000K, 3500K, 4000K, 5000K.*
- Multiple mounting options available

SERIES – **COLOR**
DL-AC-FLEX – [ ] +
24 - 2400K
27 - 2700K
30 - 3000K
35 - 3500K
40 - 4000K
50 - 5000K

Input Termination Options:
Hard Wire Pg. 2
Plug & Play Pg. 3

EXAMPLE: **DL-AC-FLEX-30**

PER UL AND ETL SAFETY STANDARDS, ALL AC LED STRIPS ARE NOT FIELD CUTTABLE.
Field cutting will result in voiding the product warranty, possible electrical shock and damaging of the product.

Factory custom cut in precise 4" increments.
Product is assembled to order and shipped ready for installation.

LED STRIP NOT CUTTABLE
Refer to Page 8 for all cautions

Product of the Year 2014 Category Winner

DL-AC-FLEX (INFINA®) Order Calculations Sheet

SPECIFICATIONS

Input Voltage	120V AC					
Wattage	4.95W per ft.					
CCT	2400K	2700K	3000K	3500K	4000K	5000K
Lumen*	430 lm	480 lm	500 lm	525 lm	555 lm	580 lm
Efficacy lm/W	87	97	101	106	112	117
Power Factor	0.95					
THD	48					
Max Run / Min Run	150ft. / 4in.					
Beam Angle	160°					
Lumen Maintenance‡	50,000 hours					
Dimming	ELV***(See page 7 for detail)					
Dimensions♦	7/8" W x 1/4" H					
Environment	Indoor/Outdoor - dry, damp and wet					
Operating Temp.	-22°F to 122°F					
Certifications	UL - Hard Wire Applications ETL - Hard Wire and Plug & Play applications					
Warranty	5 Years. See published warranty terms for detailed information.					

Intertek 5019634080701-001 · c UL us LISTED E471361 · IP65 · JESCO AC LED · Designed, Developed and Assembled in the U.S.A.

* Contact factory for custom colors
** Powered by Mag-LED
*** Never exceed dimmer max wattage, effectively dim down to 10%
For dimming options, see page 8 for detail.
‡ TM-21 calculation based on LM80 report
♦ Nominal

JESCO LIGHTING GROUP
www.jescolighting.com
support@jescolighting.com
Tech Support: 855.592.0029
15 Harbor Park Drive
Port Washington, NY 11050
Main Line: 800.527.7796
Fax Line: 855.265.5768
219 South 6th Ave
City of Industry, CA 91746
Main Line: 855.654.0110
Fax Line: 626.333.2955

Specifications subject to change without notice.

JW 09/05/2018
Page 1 of 8

LED STRIP LIGHT SPECIFICATION (FIXTURE E)

NO SCALE

ARCHITECT:

BUCILLA GROUP ARCHITECTURE

ARCHITECTURE PLANNING INTERIOR DESIGN
HISTORIC PRESERVATION LEED VALUE ENGINEERING

19782 Mac Arthur Blvd., Suite 270, Irvine, Ca 92612
TEL 949. 851. 9080 FAX 949.623.0084

BUCILLA GROUP ARCHITECTURE, INC. hereby expressly reserves its common law copyright and other property rights in these plans. These plans are not to be copied, reproduced or changed in any form or manner whatsoever, nor are they to be assigned to any third party without first obtaining the express written permission and consent of BUCILLA GROUP ARCHITECTURE, INC.

STAMP

Registered Professional Engineer (Structural)
Certificate No. 57159
CLIFFORD M. TOLMAN
Date Signed 12-21-18
Expires 3-31-20

ATTEST TO ARCHITECTURAL ONLY

Project :

ARTESIA
7171 N. SCOTTSDALE ROAD
SCOTTSDALE , ARIZONA

Owner:

ARTESIA DEVELOPMENT PARTNERS, LLC
SCOTTSDALE, ARIZONA

NO.	DATE	DESCRIPTION
	121318	DRB SUBMITTAL

PERMIT NO:
BD SUBM. DATE:
PLOT DATE:

Project Number :

BGA No. 15029

Sheet Title :

LIGHTING SPECIFICATIONS

Sheet No. :

SE2.2

ARIZONA BLUE STAKE, INC.
CALL TWO WORKING DAYS BEFORE YOU DIG
Dial 811 or
602-263-1100
1-800-STAKE-IT
(OUTSIDE MARICOPA COUNTY)

WRIGHT engineering corporation
ELECTRICAL ENGINEERING AND DESIGN
165 EAST CHILTON DRIVE
CHANDLER, ARIZONA 85225
PHONE: 480.497.5829
FAX: 480.497.5807
www.wrightengineering.us
Wright Project # 17006

PROJECT ADDRESS :
7171 N. SCOTTSDALE ROAD
SCOTTSDALE , ARIZONA

© 2018, BUCILLA GROUP ARCHITECTURE INC.
DO NOT SCALE THE DRAWINGS

24 X 36

holm

TYPE

CATALOG #

PROJECT

NOTES

LED DIRECTIONAL LUMINAIRES

*d***Luna**-4

Expertly engineered directional accent light to illuminate a variety of spaces in 1 or 3 LED. RGBW capable with **ZDC**link™ systems.

Quick Facts

- Machined brass
- Natural or antique finishes
- Cree® integrated LEDs
- ProAim™ adjustability
- Tamper-resistant features
- Color temperature filters
- Compatible with Luxor® technology
- Phase and PWM dimmable
- Input voltage: 10-15V

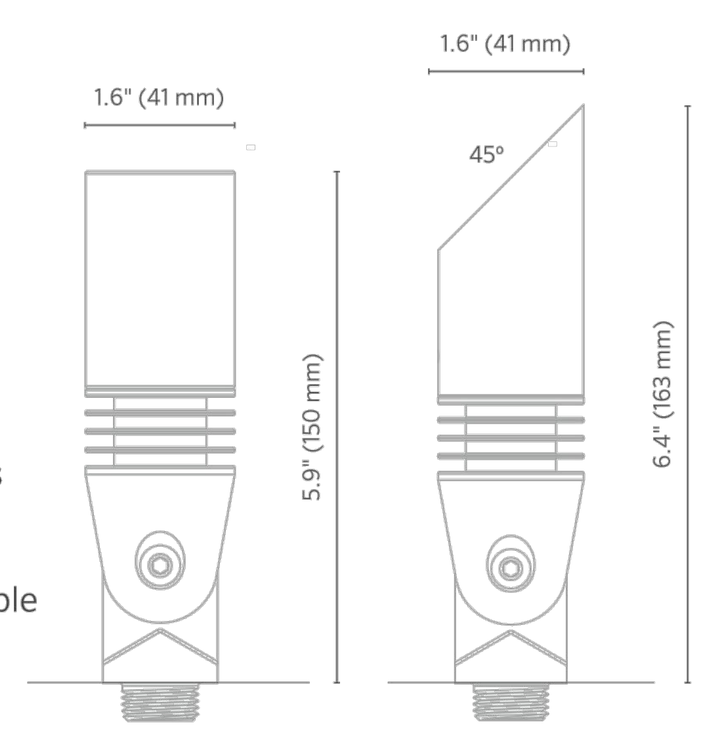

ARCHITECTURAL & LANDSCAPE LIGHTING | holmlighting.com

*d***Luna**-4 SPECIFICATIONS

Output	1LED	3LED	3LEDT	ZDC
Total Lumens†	62	124	115	109
Input Voltage	10 to 15V	10 to 15V	10 to 15V	10 to 15V
Input Power (W)	2.0	4.2	4.2	6.0
VA	2.4	4.5	4.5	7.2
Efficacy (Lumens/Watt)	25	28	33	34
Color Rendering Index (CRI)	69	69	--	81
Center Beam Candlepower*				
Spot (17-20)	217	493	496	142
Dimming	PWM, Phase**	PWM, Phase**	PWM, Phase**	--
RGBW Available	No	No	No	Yes
Luxor Compatibility				
Default	Zoning	Zoning	--	Zoning
ZD Option	Zoning/Dimming	Zoning/Dimming	Zoning/Dimming	Zoning/Dimming/Color
ZDC Option	--	--	--	--
Minimum Rated Life (L70)	50,000 Hrs	50,000 Hrs	50,000 Hrs	50,000 Hrs

** Information not available for Flood or Wide Flood. ** For optimal performance, use a trailing-edge, phase-cut dimmer.*
† Measured using the 3,900K CCT lens. Multipliers for other CCTs include 0.80 (2,700K), 0.65 (4,500K), and 0.65 (5,200K).

Holm
Holm. Born from an industry demand for a comprehensive offering of distinctive line- and low-voltage luminaires for the commercial market. Our products are designed to meet required specifications while echoing the aesthetics of the project. Holm is a Hunter Industries company with more than three decades of engineering expertise, now bringing its Luxor technology to the commercial architectural and landscape lighting market.

Materials
Machined C360 brass housing, shroud, and knuckle with brass hardware.

Socket
Socket contains MoistureBlock™ technology, preventing moisture from wicking up into sealed areas of the fixture.

Lamp
Integrated module with Cree LEDs. Gold-plated connectors and conformal coated for maximum reliability and corrosion resistance. Proprietary on-board intelligent driver uses firmware-controlled temperature regulation, maximizing LED life. Field upgradeable and replaceable, the LEDs are rated to 50,000 hrs. Maximum drive current: 1 A.

Optics
Polycarbonate color temperature adjustment lenses included with fixture: 2,700K (preinstalled), 3,900K (no lens), 4,500K, and 5,200K. Interchangeable optics for 10°, 20°, 30°-32°, or 55-58° distributions ordered pre-assembled to fixture. Color temperature and beam angle lenses field serviceable. For additional color filters, spread lenses, hex baffles, etc., use MR-11 sized accessories (MR-11: 1.38" (35 mm) dia. x 3 mm thickness). Beam angle is calculated using LM-79 method for SSL luminaires.

Wiring
18 AWG (1 mm); SPT-1W; 220°F (105°C); 300V; 5' (2 m) length.

Power
Input 10-15VAC/VDC 50/60Hz. Remote transformer required (specify separately).

Housing
Machined brass housing with capacity for 1LED, 3LED, or ZDC integrated LEDs.

Shroud
Machined brass shroud with 90° cutoff (standard) or 45° long shroud option.

Knuckle
Machined brass knuckle with ½"-14 (13 mm) NPSM threads. Compress and lock features prevent slip after installation. Complete adjustability over 220° of vertical adjustment

Lens
Tempered glass lens with shock resistance and high tolerance for thermal expansion and stress.

Ambient Operating Temperature
0°F to 140°F (-18°C to 60°C)

Finish
Options of natural brass finish, or antiqued finish with brushed (Antique Bronze) or tumbled (Antique Tumbled) effect. Antique finishes sealed with a clear TGIC powder coat layer.

Hardware
Brass angle lock screw. Includes ProAim ratcheting ABS spike for 360° horizontal rotation in 10° increments. Tamper-resistant locking screw included.

Weight
1.5 lbs. (0.7 kg)

Installation Requirements
Designed for installation in the upward direction only.

Wildlife-Friendly Lighting
Available with wildlife-friendly amber LEDs.

Warranty
5-year limited warranty

Manufacturing
ISO 9001:2015 certified facility

Control
ZD or **ZDC** utilizes Luxor technology to zone luminaires in up to 250 groups, dim each group in 1% increments between 0 and 100%, or change to one of 30,000 colors with RGBW LEDs. Select the ZD option for zoning/dimming or ZDC for zoning/dimming/color. Standard luminaire is zoneable with **Luxor**.

Sustainability
Innovation meets conservation in the design and manufacturing of our products. Where we can, we use recycled materials while maintaining superior functionality. Our LED products provide high-quality light at optimal energy efficiency, lifespan, and durability.

Listings
c UL us LISTED 3YJ8 RoHS COMPLIANT

More product resources available at holmlighting.com

Customer Service 1-844-200-4656

ACCENT LIGHT SPECIFICATION (FIXTURE A)

NO SCALE

FREE STANDING

Nero NE1 Underwater | LS333ANS-2LED

The LS333ANS-2LED is a swimming pool rated luminaire and is one of Lumascape's most popular. It is constructed entirely of 316 marine grade stainless steel and utilises a special alignment feature to ensure the beam of light is perpendicular to the installation surface, even if the pre-installation blockout niche is not. The use of LEDs allows for the creative introduction of colour and improved energy efficiency.

Performance

Static White & Colour	Lumen Output (lm)	Efficacy (lm/W)	Peak Intensity (cd)
3,000 K (80 CRI)	479	67	6,847
4,000 K (80 CRI)	592	82	7,420
Blue (470nm)	-	-	-

Static white lumen output values are based on a 6W luminaire with 14° lens.

Dynamic Colour	Lumen Output (lm)	Efficacy (lm/W)	Peak Intensity (cd)
RGB	149	19.4	313

Dynamic colour lumen output values are based on a 6W luminaire with 40° lens.

Beam Angles	14°, 20°, 25°, 40° Not available with all light engines. Refer to Specification Matrix.

Electrical

LED Power	3W, 6W or 9W
Consumption	7.2W (nominal for 6W)
Input Voltage	Low Voltage 24V DC (International Market) 12-15V AC, 12-24V DC (North American Market)
Equivalent Rating	6W/450lm LED is approximately equivalent to 40W incandescent lamp 9W/700lm LED is approximately equivalent to 60W incandescent lamp

Control

Protocols	PWM (0-10V to PWM and DMX to PWM converters available)

Physical

Housing	316 Marine Grade Stainless Steel with Teflon coated cover screws
Installation	Pre-installation niche included
Water Temperature Rating	5°C to 40°C (41°F to 104°F)

opticlear™ microantileach™ electropolish+™

LUMASCAPE www.lumascape.com

Products and specifications are subject to change without notice
LS333ANS-2LED 180606

1

Nero NE1 Underwater | LS333ANS-2LED

Certification & Compliance

IP Rating	IP68 to 10m (33ft)
IK Rating	IK10 with **OptiClear™** lens
Environment	Swimming pool, spa and fountains - wet niche (Not approved for use in Canada)
Certifications	CE, UL676 Underwater Luminaires

Luminaire Dimensions

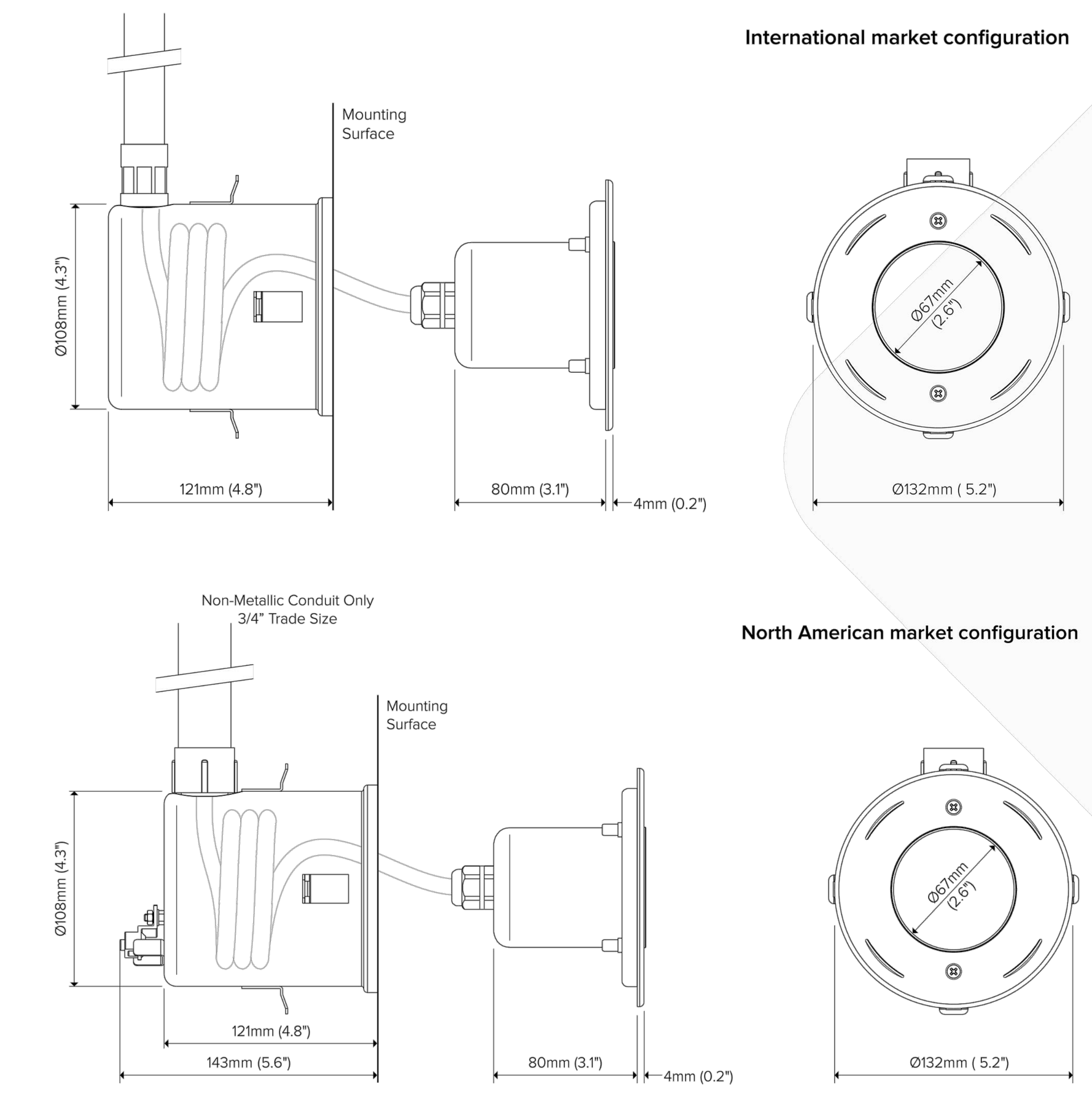

LUMASCAPE www.lumascape.com

Products and specifications are subject to change without notice
LS333ANS-2LED 180606

2

UNDERWATER LIGHT SPECIFICATION (FIXTURE F)

NO SCALE

FREE STANDING

Vedita VE5 Underwater | LS9405LED



The LS9405LED has been specifically engineered for use in fountains and other underwater features. When high output is required, it can be deployed in its full output, 2W configuration; If a dot of light is required, it can be set as low as 0.2W, (either by the factory or in the field). Alternatively, the luminaire can be dynamically dimmed via Lumascape d5 driver technology. Constructed in part from 316 Marine Grade Stainless Steel, this luminaire also comes with Lumascape proprietary **ElectroPolishPlus™** surface treatment as standard.

Performance

Static White & Colour	Lumen Output (lm)	Efficacy (lm/W)	Peak Intensity (cd)
3,000 K (80 CRI)	169	60	1,989
4,000 K (80 CRI)	184	66	2,066
Blue (470mn)	-	-	-

Static white lumen output values are based on 2W luminaire with 14° lens.

Beam Angles	14°, 20°, 30°, 10° x 40°, Flood

Electrical

LED Power	1W, 2W
Consumption	2.8W (maximum for 2W)
Input Voltage	Low Voltage 24V DC (International Market) 12-15V AC, 12-24V DC (North American Market)

Control

Protocols	PWM (0-10V to PWM and DMX to PWM converters available)

Physical

Housing	316 Marine Grade Stainless Steel bezel with polymer housing
Installation	LS6107 Niche required
Water Temperature Rating	5°C to +40°C (41°F to 104°F)
Surface Temperature	≤65°C (≤149°F) **HumanTouch™** Compliant

Certification & Compliance

IP Rating	IP68
IK Rating	IK10
Certifications	CE, ETL

humantouch™ opticlear™ microantileach™ electropolish+™

LUMASCAPE www.lumascape.com

Products and specifications are subject to change without notice
LS9405LED 180305

1

Vedita VE5 Underwater | LS9405LED

Luminaire Dimensions

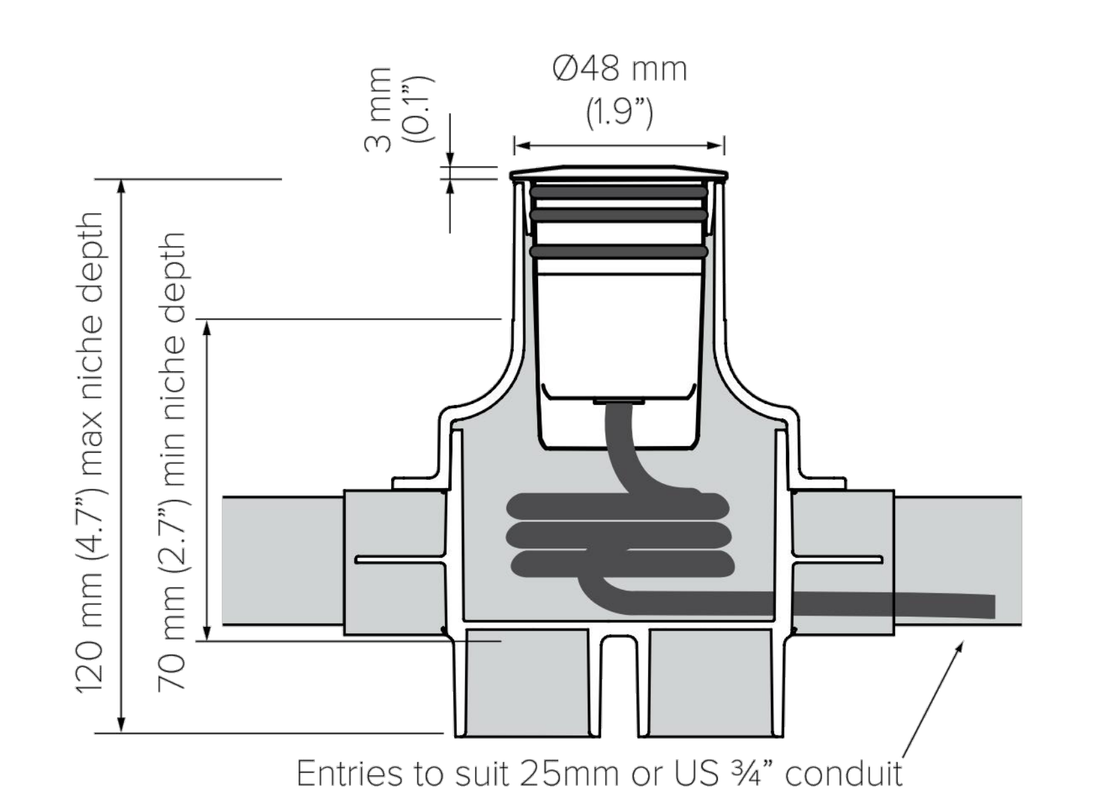

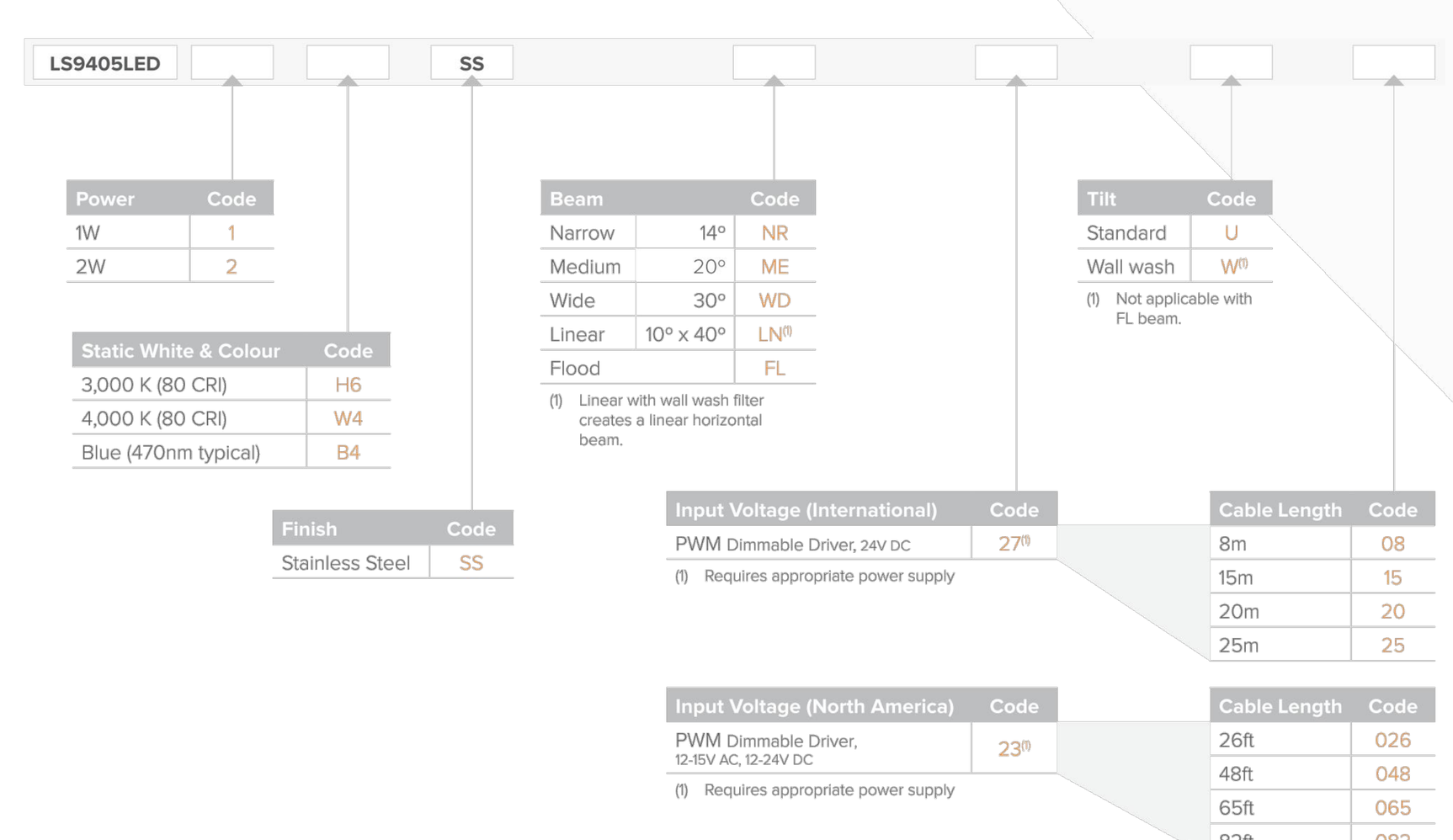

LUMASCAPE www.lumascape.com

Products and specifications are subject to change without notice
LS9405LED 180305

2

WATER FOUNTAIN LIGHT SPECIFICATION (FIXTURE G)

NO SCALE

FREE STANDING

LIGHT FIXTURE SCHEDULE								
KEY	SYMBOL	MANUFACTURER	CATALOG #	VOLTS	LAMP	CCT	LUMENS	FINISH COLOR
A	A	HOLM LIGHTING	dLUN-4-1LED-WF-AB	12	2W LED	3000K	59	BRONZE
B	B	VISTA LIGHTING	GR-3106-DZ-9.5-C-WF	120	10W LED	3000K	177	DARK BRONZE
C	C	VISTA LIGHTING	1043/DZ/MF/30/F/MV/ND	120	20W LED	3000K	711	DARK BRONZE
D	D	VISTA LIGHTING	1162/AL/DZ/S/6/W/120-277/AL/CX	120	9.5W LED	3500K	542	DARK BRONZE
E	E	JESCO LIGHTING GROUP	DL-AC-FLEX-30	120	20W LED	3000K	500	N/A
F	F	LUMASCAPE	LS333ANS-3LED-6-H6-ME-13	12	6W LED	3000K	479	STAINLESS STEEL
G	G	LUMASCAPE	LS9405LED-2-H6-SS-NR-23-U	12	2W LED	3000K	169	STAINLESS STEEL

LIGHT FIXTURE SCHEDULE

NO SCALE

ARCHITECT:

BUCILLA GROUP ARCHITECTURE

ARCHITECTURE PLANNING INTERIOR DESIGN
HISTORIC PRESERVATION LEED VALUE ENGINEERING

19782 Mac Arthur Blvd., Suite 270, Irvine, Ca 92612
TEL 949. 851. 9080 FAX 949.623.0084

BUCILLA GROUP ARCHITECTURE, INC. hereby expressly reserves its common law copyright and other property rights in these plans. These plans are not to be copied, reproduced or changed in any form or manner whatsoever, nor are they to be assigned to any third party without first obtaining the express written permission and consent of BUCILLA GROUP ARCHITECTURE, INC.

STAMP

ATTEST TO ARCHITECTURAL ONLY

Project :

ARTESIA
7171 N. SCOTTSDALE ROAD
SCOTTSDALE , ARIZONA

Owner:

ARTESIA DEVELOPMENT PARTNERS, LLC
SCOTTSDALE, ARIZONA

NO.	DATE	DESCRIPTION
	121318	DRB SUBMITTAL

PERMIT NO:

BD SUBM. DATE:

PLOT DATE:

Project Number :

BGA No. 15029

Sheet Title :

LIGHTING SPECIFICATIONS

Sheet No. :

SE2.3

ARIZONA BLUE STAKE
CALL TWO WORKING DAYS BEFORE YOU DIG
Dial 811 or
602-263-1100
1-800-STAKE-IT
(OUTSIDE MARICOPA COUNTY)

WRIGHT engineering corporation
ELECTRICAL ENGINEERING AND DESIGN
165 EAST CHILTON DRIVE
CHANDLER, ARIZONA 85225
PHONE: 480.497.5829
FAX: 480.497.5807
www.wrightengineering.us
Wright Project # 17006

PROJECT ADDRESS :
7171 N. SCOTTSDALE ROAD
SCOTTSDALE , ARIZONA

© 2018, BUCILLA GROUP ARCHITECTURE INC.
DO NOT SCALE THE DRAWINGS