Application
Narrative
Cash Transmittals
Pre-Application
Pre_App Narrative
Pre-App Cash Transmittal
Development Standards

Routing Sheet

1st Submittal or **Resubmittal** (←circle one)
(Stip Review Added - Except AB)

Public Hearing Case Type (circle one):														Administrative Case Type (circle one):						
AB	AN	BA	DR	GP	HE	HP	II	IP	PE	PP	TA	UP	ZN	Other:	HP	MD	MN	MS	SA	WM	Other:

Coordinator: CWFF Pre-App #: _____ Date Submitted: 1/4/19 PC/CC Track: _____ BOA Track: _____

Admin Staff: _____ Case #: 12-UP-2018 Comments Due: _____ DRB Track: _____ Other: _____

Review Team:
(For additional documents, please view the case file.)

		Design Review (Steve Venker)	Engineering Group (Eliana Hayes)	Transportation Eng (Phil Kercher)	Transportation Pln (Greg Davies)	Fire Group (Scott Stanek)	Drainage (Richard Anderson)	GIS (Tanya H.)	Airport (Sarah Ferrara)	Maps (Eliana Hayes)	Land Survey (Dwayne Haught)	Archaeological (Steve Venker)	Long Range Pln (Taylor Reynolds)	Water Resources name:	Other:
☐ Digital File	Narrative	☐	☐	☐ x2	☐	☐	☐	☐	☐	☐	☐	☐	☐	☐	☐
☐ Digital File	Site Plan	☐	☐	☐ x2	☐	☐ x2	☐	☐	☐	☐	☐	☐	☐	☐	☐
☐ Digital File	Alta Survey		☐												☐
☐ Digital File	Grading & Drainage Plan		☐				☐								☐
☐ Digital File	Context Aerial Site Plan Overlay		☐			☐									☐
☐ Digital File	Phasing Plan		☐			☐									☐
☐ Digital File	Site Details		☐			☐									☐
☐ Digital File	Pedestrian & Circulation		☐	☐	☐										☐
☐ Digital File	Bike & Trails Path		☐	☐	☐										☐
☐ Digital File	Trip gen., Traffic Study, TIMA		☐	☐ x2	☐										☐
☐ Digital File	Water and/or Wastewater BOD's		☐			☐								☐ x2	☐
☐ Digital File	Drainage Report						☐ x2								☐
☐ Digital File	Geotech Report		☐												☐
☐ Digital File	Archaeological Report											☐			☐
☐ Digital File	Draft Amended Dev Standards		☐												☐
☐ Digital File	Proposed CC&R's		☐			☐									☐
☐ Digital File	Other:	☐	☐	☐	☐	☐	☐	☐	☐	☐	☐	☐			

12-UP-2018
01/04/2019

Development Application

CITY OF SCOTTSDALE

Development Application Type:
Please check the appropriate box of the Type(s) of Application(s) you are requesting

Zoning	Development Review	Land Divisions
☐ Rezoning (ZN)	☐ Development Review (Major) (DR)	☐ Subdivision (PP)
☐ In-fill Incentive (II)	☐ Development Review (Minor) (SA)	☐ Subdivision (Minor) (MD)
☑ Conditional Use Permit (UP)	☐ Wash Modification (WM)	☐ Land Assemblage
☐ Text Amendment (TA)	☐ Historic Property (HP)	**Other**
☐ Development Agreement (DA)	**Wireless Communication Facilities**	☐ Annexation/De-annexation (AN)
Exceptions to the Zoning Ordinance	☐ Small Wireless Facilities (SW)	☐ General Plan Amendment (GP)
☐ Minor Amendment (MN)	☐ Type 2 WCF DR Review Minor (SA)	☐ In-Lieu Parking (IP)
☐ Hardship Exemption (HE)	**Signs**	☐ Abandonment (AB)
☐ Variance/Accommodation/Appeal (BA)	☐ Master Sign Program (MS)	**Other Application Type Not Listed**
☐ Special Exception (SX)	☐ Community Sign District (MS)	☐ Other:

Project Name: BLK Live Restaurant & Music

Property's Address: 7301 E. Butherus Dr

Property's Current Zoning District Designation:

The property owner shall designate an agent/applicant for the Development Application. This person shall be the owner's contact for the City regarding this Development Application. The agent/applicant shall be responsible for communicating all City information to the owner and the owner application team.

Owner: Gary Daichendt	**Agent/Applicant:** Jeff Benice/Rodney Q. Jarvis
Company: SDL Restaurant Group, LLC/Theory R Properties, LLC	**Company:** BLK Live, LLC & Earl, Curley & Lagarde, P.C.
Address: 14988 N. 78th Way, Ste 112, Scottsdale, AZ 85260	**Address:** 3101 N. Central Avenue, Ste. 1000, Phoenix, AZ 85012
Phone: 480-991-7076 **Fax:**	**Phone:** 602-265-0094 **Fax:**
E-mail: chris@theoryr.com & rjarvis@ecllaw.com	**E-mail:** chris@theoryr.com & rjarvis@ecllaw.com
Designer: Cory Wiebers	**Engineer:** N/A
Company: CW Architecture	**Company:**
Address: 10628 N. 71st Place, Scottsdale, AZ 85254	**Address:**
Phone: 480-264-7273 **Fax:**	**Phone:** **Fax:**
E-mail: chris@theoryr.com & rjarvis@ecllaw.com	**E-mail:**

Please indicate in the checkbox below the requested review methodology (please see the descriptions on page 2).

- *This is not required for the following Development Application types: AN, AB, BA, II, GP, TA, PE and ZN. These applications[1] will be reviewed in a format similar to the Enhanced Application Review methodology.*

☑ **Enhanced Application Review:** I hereby authorize the City of Scottsdale to review this application utilizing the Enhanced Application Review methodology.

☐ **Standard Application Review:** I hereby authorize the City of Scottsdale to review this application utilizing the Standard Application Review methodology.

Digitally signed by Christopher Scheideler
Date: 2018.10.22 07:37:10 -07'00'

Owner Signature

Agent/Applicant Signature

Official Use Only Submittal Date: Development Application No.:

12-UP-2018
01/04/2019

December 3, 2018

City of Scottsdale
Planning & Development Services
7447 E. Indian School Road
Scottsdale, AZ 85251

Re: Authorization – 7301 E. Butherus, Scottsdale, Arizona (APN No. 215-56-024B)

To whom it may concern:

Please accept this letter as authorization for BLK Live, LLC & Rodney Q. Jarvis with Earl, Curley & Lagarde, P.C. to file the appropriate documents and to correspond with the City of Scottsdale with regards to only the following:

1. Amend the current Conditional Use Permits.

I hereby certify that I am the property owner and/or authorized agent of property owner and have the authority to grant this authorization.

Best regards,
SDL Restaurant Group, LLC

By: _____

Its: Senior Manager

12-UP-2018
01/04/2019

EARL, CURLEY & LAGARDE, P.C.
ATTORNEYS AT LAW

Telephone (602) 265-0094
Fax (602) 265-2195
www.ecllaw.com

3101 North Central Avenue
Suite 1000
Phoenix, Arizona 85012

January 4, 2018

Bryan Cluff, Senior Planner
Scottsdale Planning and Development Services
3939 N. Drinkwater Boulevard
Scottsdale, AZ 85251

RE: BLK Live Conditional Use Permit - City Comment Response Letter
CUP #: 12-UP-2018 and 13-UP-2018

ZONING:

1) Revised parking calculations have been provided on the revised Site Plan (UP 1) and have been "Accepted" by Bryan Cluff, via email, on Tuesday, October 30th. Per an additional email from Bryan Cluff on Wednesday, December 19th our team can re-submit WITHOUT having the all the required parking stalls acquired however the use permit cannot be APPROVED without final parking stall lease documents. See Site Plan (UP 1) for parking stall distribution which includes leased stalls and a re-striping exercise on the project property to gain stalls. (4) stalls still need to be acquired.

2) The hanging sound system has been reduced from 12 cabinets to 10 (5 cabinets per side).

   a. The system was adjusted to re-aim the speakers further downward, and also lowered to reduce spillage over the walls.

   b. The subwoofers were reduced from 6 to 4 (2 per side).

   c. A curfew of 11:30 p.m., or shortly thereafter, has been self-imposed, though the CUP allows shows to continue until 2:00 a.m.

   d. The applicant purchased a calibrated sound level meter to monitor a maximum dB limit at the Front of House mix position, approximately 65 feet from the speakers and stage. BLK staff monitors every outdoor event to ensure maximum level does not exceed 68 dB at the closest residential property line. The means for ensuring this sound level is that constant measure of dB level at the mix position, so long as that sound level does not exceed 96 dB at that location, we know the sound level at the closest residential line is not exceeding 68 dB.

There are two (2) additional sound mitigation alterations being proposed. The first is to add sound absorbing materials to an existing mechanical screen on top of the adjacent building.

12-UP-2018
01/04/2019

The second is to add an acoustical canopy of those same materials on top of the existing site wall on two sides. Site Plan (UP 1) shows the locations and extents of these two changes. Conceptual building elevations and a conceptual section of the acoustical canopy are both shown on a sheet called Sound Mitigation Elevations & Section (UP 7).

3) As noted in Item #2 above, the applicant has self-imposed an 11:00 p.m. (or very close to it) curfew. We propose the CUP be amended to limit the hours for outside concerts to 11:30 p.m., Sunday through Thursday nights, and 12:30 a.m. Friday and Saturday nights. While sound checks have, rarely taken place before 5:00 p.m. on weekdays, no soundchecks hereafter will be performed before 5:00 p.m., Monday through Friday.

4) The stage is sized as is noted within the Site Plan (UP 1).

5) Completed

6) Completed

BUILDING ELEVATION DESIGN:

7) As stated in the Project Narrative the original stage, shown as existing in the previous exterior project at this site (BLK Patio Addition Project #: 730-17 (Building) & 730-17-1 (Planning)), varied only slightly in width and depth from the existing stage on-site now. The stage in question was not a part of the Scope of Work of the prior project nor was the use of the stage and surrounding patio changed by the prior project. The Project Narrative also states that the structural components of the stage, including the trusses and stairways, are assembled in a way that does not constitute a permanent structure. Because the stage is currently in place, we have now provided pictures, from the locations stated in the comment, with height information in lieu of conceptual exterior elevations as requested in this city comment. Bryan Cluff stated to our architect, Jeff Pielage, that this method should "work" for the UP, via email, on Tuesday, November 27th. A Site Photos/Elevation Information sheet (UP 3) sheet is included in this re-submittal in the various sizes stipulated in the city comments. Also included for the DRB, is a Stage Plans & Photos sheet (UP 4). This sheet includes a dimensioned floor plan and ceiling plan of the stage along with photos of the stage from various angles.

LIGHTING DESIGN:

8) At the end of the city comments is a list of required plans and their sizes for re-submittal. According to this list a Lighting Site Plan, Photometric Analysis Plan, and a sheet with all Manufacturers' Cut Sheets are required. When questioned about the exact scope area for both plans on Tuesday, November 27th Bryan Cluff stated that, "We need to review any lighting that is associated with the use, including the stage and any new exterior lights". Regardless of what "new" means a Lighting Site Plan (UP 2) and Photometric Analysis Plan have been provided for the exterior use area (Stage area & surrounding patio) as directed. Sheet (UP 2) also includes basic specifications for the theatrical stage lighting. A separate sheet called Site Lighting Specifications/Cut Sheets (UP 5) includes all the specifications for the lights shown on the Lighting Site Plan. There is a note at the center bottom of sheet (UP-5) that states that I.E.S files, required for photometric calculations, do not exist for the lights in place. Therefore, the light specs used on the Photometric Analysis Plan are substitutes and deemed as equivalent by the electrical engineer providing the plan. Therefore, the specifications shown on the two sheets will be different.

TECHNICAL CORRECTIONS:

9) The word "EXISTING" has been changed to say, "PROPOSED" in the OVERALL SITE PLAN on sheet (UP 1).

Sincerely,

Rodney Q. Jarvis

Attachments:

(8) Site Plan (UP 1) sheets (Various sizes)
(4) Lighting Site Plan (UP 2) sheets (Various sizes)
(4) Site Photo / Elevation Information (UP 3) sheets (Various Sizes)
(4) Stage Plans & Photos (UP 4) sheets (Various sizes)
(4) Site Lighting Specifications/Cut Sheets (UP 5) sheets (Various Sizes)
(4) Leased Parking Stall Plan (UP 6) sheets (Various sizes)
(8) Sound Mitigation Elevations & Section (UP 7) sheets (Various Sizes)
(4) Electrical Cut (DR1.0 & DR 2.0) sheets (Various Sizes)

BLK Live – Conditional Use Permit
CUP #: 12-UP-2018 and 13-UP-2018

Citizen Review Report

Late 2017.
Complaints received regarding sound levels.

This precipitated study of measures to be taken to reduce sound levels. City of Scottsdale and Applicant began taking sound level measurements.

April 2018.
Several meetings held between Applicant and City Staff (first meeting April 17, 2018) and Scottsdale PD relating to sound level reduction measures.

May 22, 2018.
A neighborhood meeting was hosted on this date at the applicant's site. Various complaints regarding sound level were voiced by neighbors who attended. The applicant offered the sound reduction measures outlined in Item #2 above. Notice of the meeting was per City requirements. City Staff noted the neighbors who attended.

Ongoing Since May 22, 2018.
Manager of BLK Live goes to the neighborhood of any neighbor who calls during a show to listen for sound level.

Manager of BLK Live notifies Scottsdale PD if any show sound level is anticipated to be over the sound level maximum.

Early November, 2018.
The neighbors held a meeting, which the applicant attended. The applicant has since been implementing additional adjustments to the orientation (aim) of the speakers in the sound system, to be completed by 12/8/18.

12-UP-2018
01/04/2019

BLK Live Conditional Use Permit - Live Entertainment

PROJECT NARRATIVE

In 2011, the City Council approved zoning Case No. 33-UP-2011, a Conditional Use Permit for a Bar Use for an existing restaurant. In 2014, the City Council approved Case No. 12- UP-2013, a Conditional Use Permit for Live Entertainment for an existing bar and restaurant establishment. The venue originally operated as more of a Hip Hop and dance club venue.

In recent years, the establishment has successfully operated a high-end restaurant within the building and live music shows on the large, roughly 10,000 sq. ft. exterior patio. Documents from 2014 approval show a roughly 20' wide x 10' deep size stage on the site plan. The current stage is roughly 28' wide x 20' deep. The truss system which envelopes the stage makes the stage appear roughly 6' wider on each side. The purpose of this application is to update the Live Entertainment CUP to create parameters for which any future stage could operate under.

It is important to note; stage size has no correlation on sound produced by the venue. Noise production is more reflective of sounds systems, speakers, volume controls, noise mitigation measures and other factors.

APPROVAL CRITERIA

The City of Scottsdale Zoning Ordinance Sec. 1.400 Conditional Use Permits, sets forth the following approval criteria:

A. Granting the CUP will not be materially detrimental to the public health, safety or welfare. In reaching this conclusion, consideration shall include, but not be limited to, the following factors: (1) Damage or nuisance arising from noise, smoke, odor, dust, vibration or illumination; (2) impact on surrounding area resulting from and unusual volume or character of traffic.

Approval of the CUP request will not be materially detrimental to the public health, safety or welfare. Noise mitigation measures have, and will continue to be taken, and the venue will continue to be in compliance with the City's noise ordinance and requirements. (See Item #12 below.) The project will not emit smoke, odor, dust, vibration, or illumination such that damage or nuisance occurs. It is also important to note the venue is adjacent to an active airport runway which contributes to the ambient conditions of the area. Traffic patterns in the area are already well established.

B. The characteristics of the proposed use are reasonably compatible with the types of uses in the surrounding areas.

A stage for live entertainment has been in operation at this site for years. The request to create parameters for the stage is to ensure it remains reasonably compatible with the characteristics of the existing venue. The site plan submitted reflects the dimensions of the existing stage, which would constitute a parameter for the stage area going forward.

C. The additional conditions specified in Ordinance Sec. 1.403, as applicable, have been satisfied.

1.403.K - Live Entertainment:

1. **The applicant has provided and obtained City approval of a written Security and Maintenance Plan.**

   The establishment currently operates under an approved Security and Maintenance Plan and no changes are anticipated with this updated application as the request simply creates parameters for the existing stage area.

2. **The applicant has provided written evidence that sound resulting from indoor live entertainment will be contained within the building, except where external speakers are permitted as part of the Conditional Use Permit approval to broadcast live entertainment.**

   The existing venue operates as an outdoor live music venue with exterior speakers. Numerous noise mitigation measures have been and continue to be taken to ensure reasonable noise levels. Measurements taken by the City and the Applicant have never exceeded the 68db code requirements. (See Item #12 below.)

3. **The applicant has provided a lighting plan that addresses exterior lighting on the property, in accordance with Article VII of the Zoning Ordinance and the Security and Maintenance Plan requirements.**

   Lighting data has been submitted herewith.

4. **The applicant has provided a floor plan which identifies the areas for the primary use and for accessory functions, including but not limited to areas for performances.**

   The establishment currently operates under an approved site plan (see approve Case No. 409-SA-2016) a copy of which is provided with this application. This application adds the dimension of the existing stage.

5. **If the establishment is not in the Downtown Area, and access to the establishment is from a street other than one classified by the Transportation Master Plan as minor collector or greater, the applicant shall provide a traffic analysis which complies with the City's transportation guidelines. The traffic analysis shall demonstrate that the level of serve on all streets accessed by the use meets the City's standards.**

   The establishment is not located in the Downtown Area and is accessed by a local commercial street. A TIMA was included with previous approvals and shows the level of serve meets City standards.

6. **If the Zoning Administrator determines that a parking study is necessary the applicant shall provide a study which complies with the City's requirements.**

   Per discussion with Staff, a total of 183 spaces are required. The site plan reflects 111 onsite and 64 offsite parking spaces.

7. **The owner shall provide any additional information required by the Zoning Administrator to evaluate the impacts of the propose use upon the area.**

   To date, no additional information has been requested. The applicant will continue to work with the City and the public on any requested information.

8. **All building openings such as doors, windows and movable wall panels shall be closed but not locked. However, doors and service windows may be opened temporarily to allow passage.**

   All building openings will be closed but not locked, except doors and windows leading to any pool or patio.

9. **No external speakers used for live entertainment or outdoor live entertainment activities will be permitted on the premises of a use which is located within 500 feet of a residential district shown on Table 4.100.A.**

   The property is not located within 500 feet of a residential district.

10. **The owner and operator shall comply with all plans approved as part of the Conditional Use Permit.**

    The owner and operator will comply with all plans and requirements of the approved CUP.

11. All patron entrances shall be illuminated in accordance with the Building Code and the exterior lighting plans approved by the Development Review Board.

Patron entrances are illuminated and in accordance with approvals.

12. Noise generated from the live entertainment shall conform to the City's Noise Ordinance.

The venue has and will continue to conform to the City's noise ordinance and will continue to work with nearby property owners, residents and business owners to mitigate potential issues.

The hanging sound system has been reduced from 12 cabinets to 10 (5 cabinets per side).

a. The system was adjusted to re-aim the speakers further downward and was lowered as well to reduce spillage over the walls.

b. The subwoofers were reduced from 6 to 4 (2 per side).

c. A curfew of 11:00 p.m., or shortly thereafter, has been self-imposed, though the CUP allows shows to continue until 2:00 a.m. Applicant proposes to adjust the show hours to end at 11:30 p.m. Sunday through Thursday nights and 12:30 a.m. on Friday and Saturday nights.

d. Applicant purchased a calibrated sound level meter to monitor a maximum dB limit at the Front of House mix position, approximately 65 feet from the speakers and stage. BLK staff monitors every outdoor event to ensure maximum level does not exceed 68 dB at the closest residential property line. The means for ensuring this sound level is that constant measure of dB level at the mix position. So long as the sound level does not exceed 96 dB at that location, we know the sound level at the closest residential line is not exceeding 68 dB.

There are two (2) additional sound mitigation alterations being proposed. The first is to add sound absorbing materials to an existing mechanical screen on top of the adjacent building. The second is to add an acoustical canopy of those same materials on top of the existing site wall on two sides. Site Plan (UP 1) shows the locations and extents of these two changes. Conceptual building elevations and a conceptual section of the acoustical canopy are both shown on a sheet called Sound Mitigation Elevations & Section (UP 7).

CONCLUSION

The requested Conditional Use Permit involves a small change to the previously approved CUP and introduces additional sound reduction measures. The request also meets or exceeds the approval requirements noted in the zoning ordinance and described in detail above. The request will place parameters on future stages which may be erected or operated on site. Approval of this request will not be detrimental to any adjacent properties or uses and will help maintain another quality amenity for Scottsdale residents and visitors alike.

Please feel free to contact me if you have any questions, or if you need any additional information.

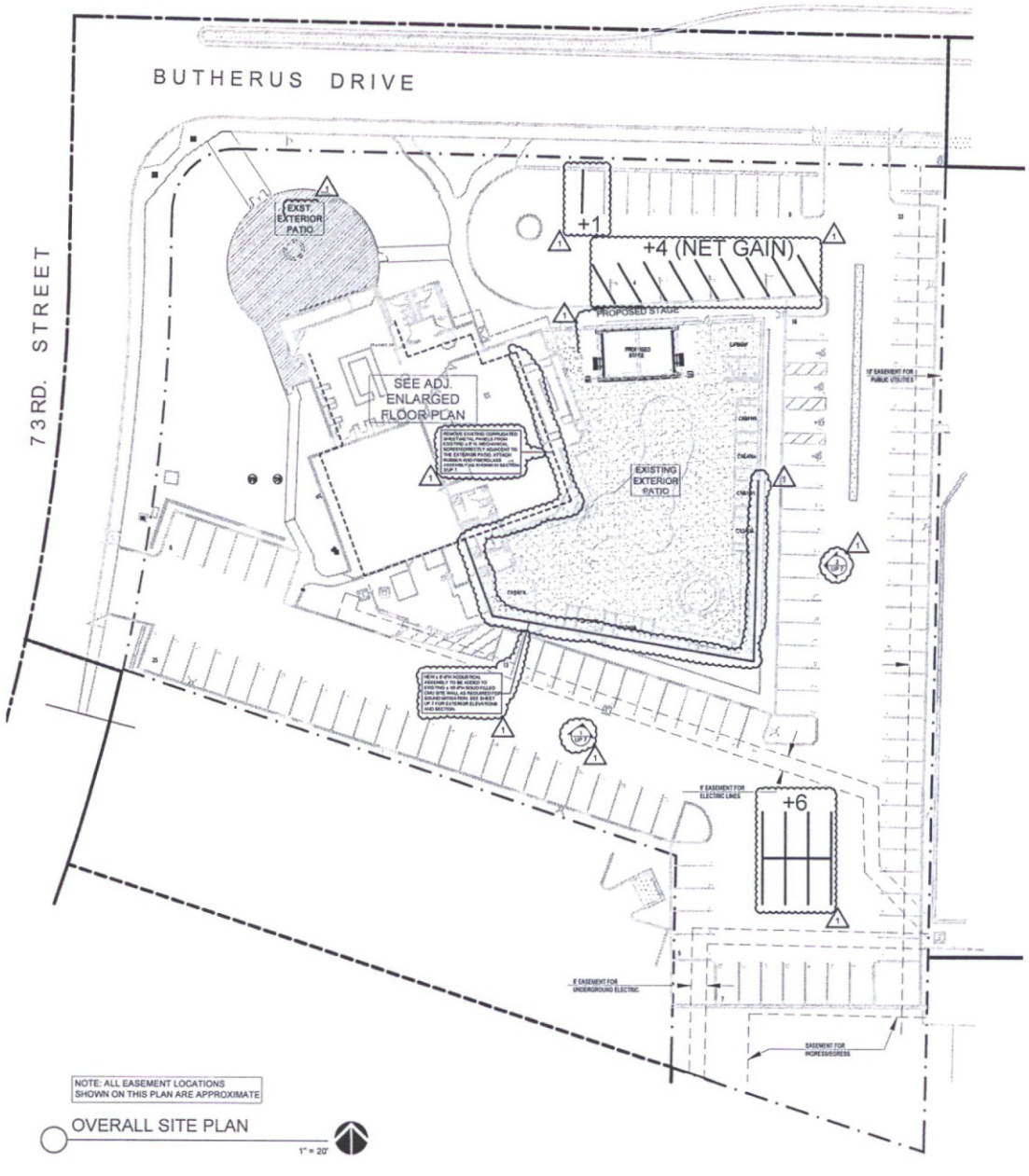

OVERALL SITE PLAN

1" = 20'

EXISTING RESTAURANT (BLK-3)

NEW EXTERIOR PATIO: 2,500 SF. (SEE ADJACENT SITE PLAN)
EXISTING RESTAURANT: 1,573 SF.
EXISTING BAR: 265 SF.
EXISTING RESTAURANT STORAGE: 253 SF.
EXISTING KITCHEN: 2,432 SF.
EXISTING ADJACENT RESTROOMS: 487 SF.
ONE HALF OF SHARED ENTRY: 272 SF.
TOTAL AREA: **7,782 SF.**

LIVE MUSIC (BLK-LIVE)

EXISTING EXTERIOR PATIO: 8,664 SF (SEE ADJACENT SITE PLAN)
EXISTING LIVE MUSIC SPACE: 2,920 SF.
EXISTING PATIO BAR: 427 SF.
EXISTING ADJACENT STORAGE: 163 SF.
EXISTING ADJACENT RESTROOMS: 513 SF.
ONE HALF OF SHARED ENTRY: 273 SF.
TOTAL AREA: **12,960 SF.**

TOTAL AREA: 20,742 SF.

1

REVISED. PARKING CALCS.

Exst. Restaurant + Bar + Kitchen: 1573+265+2436 = 4276 SF / 80 = 53.45 Stalls Req.
Shared Entry: 545 SF / 80 = 6.81
New Patio: 2500 SF - 200 / 200 = 11.5
Restaurant Storage: 253 SF / 800 = 0.31
Live Music Space/ Adj. Bar: 2920 SF + 427 SF / 60 = 55.78
Existing Patio Space: 10,400 SF - 200 - 992 (Landscaping) / 200 = 46.04
Storage: 163 / 800 = 0.20
Restrooms (Bar Side): 487 / 80 = 6.09
Restrooms (Live Music Side) 513 / 60 = 8.55
Subtotal parking stalls required = (186.73) **189 stalls required**

Parking Stall Reduction = A total reduction of (2) parking stalls per existing shower. (3) showers provided = (6) total parking stalls removed from required total.

TOTAL PARKING STALLS PROVIDED:
(Current) Existing of project property: 119
(Current) Leased parking stalls from adj. property (7331 E. Butherus Dr.): 22
(New) Additional stalls on project property as part of re-striping: +11
(New) Leased parking stalls from adj. property (Address to be provided): +27
Total parking stalls provided: 179

TOTAL STALLS REQUIRED AFTER REDUCTIONS (REVISED): (189 - 6) = 183
TOTAL CURRENT PARKING STALLS PROVIDED: 179

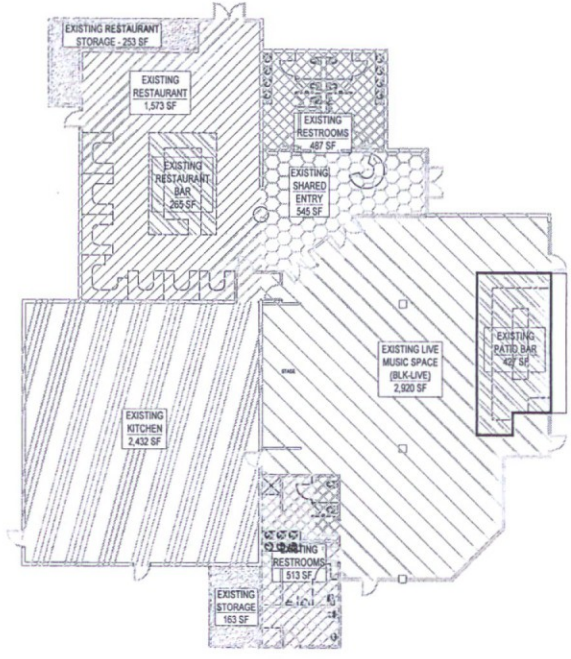

ENLARGED FLOOR PLAN

3/32" = 1'-0"

EXTOLLO DESIGN

REFERENCE ONLY NOT FOR CONSTRUCTION

BLK PATIO ADDITION
7301 E. BUTHERUS DRIVE
SCOTTSDALE, AZ 85024

SITE PLAN / REVISED PARKING CALCULATIONS

DRAWN: JTP

JOB NO. 15-001
DATE: 7.3.18
REVISED:
1 USE PERMIT (12-UP-2018/13-UP-2018) CITY COMMENTS 11.30.18

UP 1

12-UP-2018
01/04/2019

CHAUVET

Introduction

Dimensions

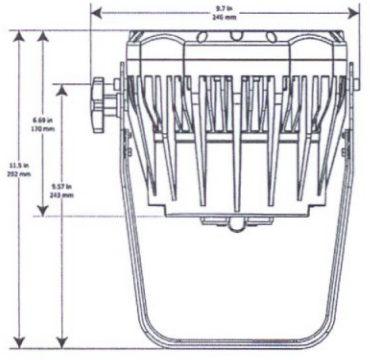

Side View

COLORADO™ 1-TRI TOUR

User Manual

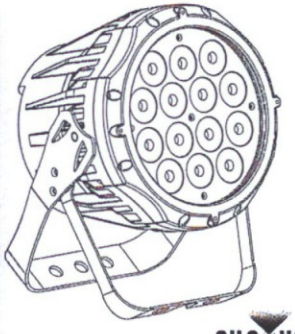

CHAUVET PROFESSIONAL

CHAUVET

Technical Information

Technical Specifications

Dimensions and Weight	Length	Width	Height	Weight
	9 in (292 mm)	9.7 in (246 mm)	11.5 in (292 mm)	8.8 lb (4 kg)

Note: Dimensions in inches rounded to the nearest decimal digit.

Electrical	Power Supply Type	Range	Voltage Selection
	Switching (internal)	100–240 V, 50/60 Hz	Auto-ranging
	Parameter	120 V, 60 Hz	230 V, 50 Hz
	Consumption	87 W	83 W
	Operating current	0.73 A	0.4 A
	Power linking	14 products	26 products
	Power I/O	U.S./Worldwide	Europe
	Power input connector	Neutrik® powerCON® A	Neutrik® powerCON® A
	Power output connector	Neutrik® powerCON® B	Neutrik® powerCON® B
	Power cord plug	Edison (U.S.)	Local plug
Light Source	Type	Power	Lifespan
	LED	3 W	50,000 hours
	Color	Quantity	Current
	Tri-color	14	350 mA x 3
Photometrics	Parameter		
	Illuminance @ 5 m	808 lx	
	Beam angle	15°	
	Field angle	28°	
	Strobe rate	0–20 Hz	
Thermal	Max. External Temperature	Cooling System	
	104 °F (40 °C)	Convection	
DMX	I/O Connectors	Connector Type	Channel Range
	3- and 5-pin XLR	Sockets	3, 4, 5, 9, 13
Ordering	Product	Item Code	Item Number
	COLORado™ 1-Tri Tour	01030097	781462204228

RoHS

UL 1573
CSA C22.2 No. 166
E113093

CHAUVET

Introduction

2. Introduction

Product Description

The COLORado™ 1-Tri Tour is an RGB wash product based on 14 tri-color (RGB) LEDs. It consists of a single pod with a double-bracket mounting yoke. The AC power comes directly into the fixture's housing through a Neutrik® powerCON A socket. The power linking uses a Neutrik® powerCON B socket. The DMX input and output sockets are of the 3-pin and 5-pin XLR type. The COLORado™ 1-Tri Tour uses a display-based control panel for programming functions.

Features

- 3-, 4-, 5-, 9-, or 13-channel tri-color LED wash product
- Operating modes:
  - 3-channel: HSV control
  - 3-channel: RGB control
  - 4-channel: RGB, dimmer
  - 5-channel: RGB, dimmer, strobe
  - 9-channel: RGB, dimmer, macro, strobe, autocustom, auto xseed, dimmer speed
  - 13-channel: RGB, dimmer, strobe, macro, autocustom, dimmer speed, auto speed
- RGB color mixing with or without DMX control
- IP20-rated

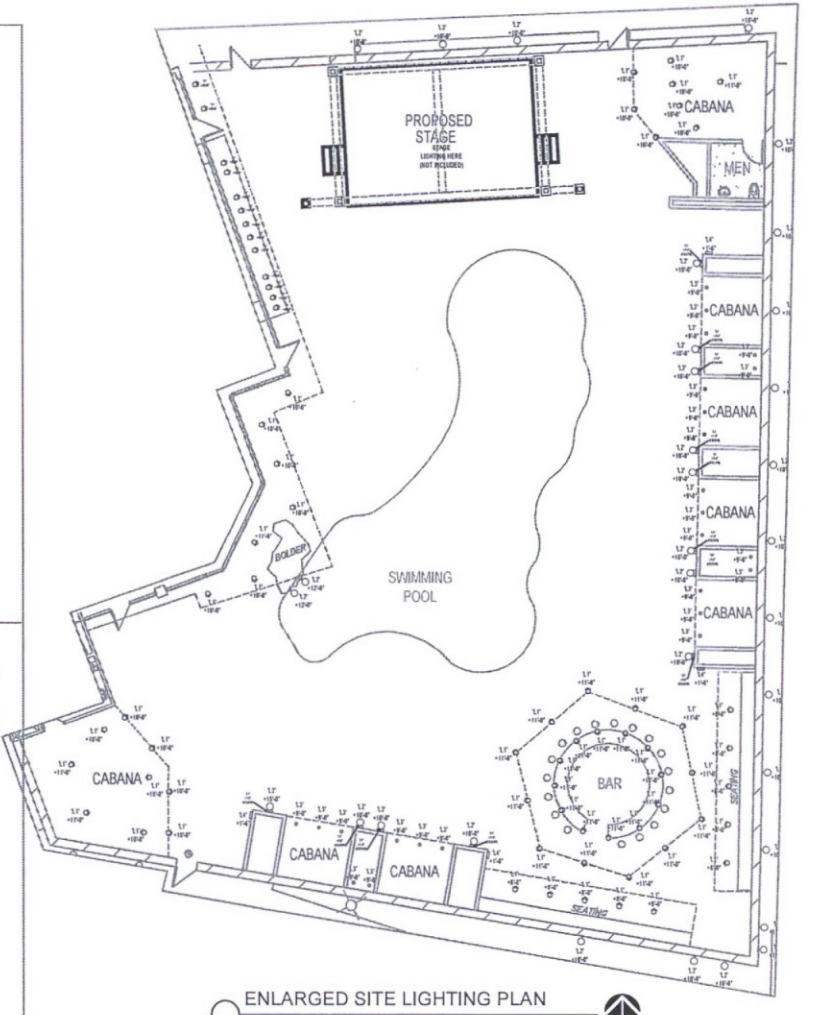

ENLARGED SITE LIGHTING PLAN

1/8" = 1'-0"

NOTE TO CITY: SEE SHEET (UP 5) FOR LIGHT SPECIFICATIONS. LIGHT SPECIFICATIONS SHOW ON THIS SHEET ARE FOR THE THEATRICAL STAGE LIGHTS ONLY. THESE STAGE LIGHTS ARE NOT INCLUDED ON THE PHOTOMETRIC PLAN.

EXTOLLO DESIGN
[redacted]

REFERENCE ONLY
NOT FOR CONSTRUCTION

BLK USE PERMIT
7301 E. BUTHERUS DRIVE
SCOTTSDALE, AZ 85024

ENLARGED LIGHTING SITE PLAN

DRAWN: JTP

JOB NO. 15-001
DATE: 7.3.18
REVISED:
1 USE PERMIT (13-UP-2018/13-UP-2018) CITY COMMENTS 11.30.18

UP 2

12-UP-2018
01/04/2019

SOUTH ELEVATION
N.T.S.
3

NORTH ELEVATION
N.T.S.
1

WEST ELEVATION
N.T.S.
4

EAST ELEVATION
N.T.S.
2

EXTOLLO DESIGN

REFERENCE ONLY
NOT FOR CONSTRUCTION

BLK PATIO ADDITION
7301 E. BUTHERUS DRIVE
SCOTTSDALE, AZ 85024

SITE PHOTOS / ELEVATION INFO.

DRAWN: JTP

JOB NO. 15-001

DATE: 7.3.18

REVISED:
1 USE PERMIT (13-UP-2018/13-UP-2018) CITY COMMENTS 11.30.18

UP 3

12-UP-2018
01/04/2019

STAGE PHOTO #1
(LOOKING NORTHWEST)
N.T.S.
4

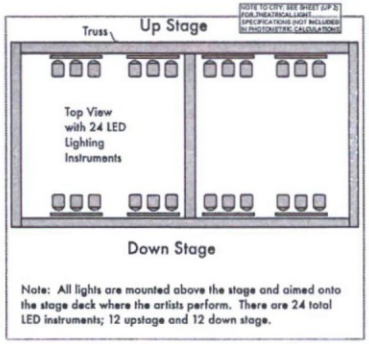

ENLARGED STAGE
CEILING PLAN (PROPOSED)
N.T.S.
2

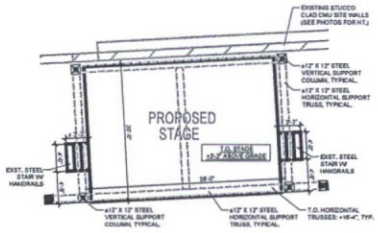

ENLARGED STAGE
FLOOR PLAN (PROPOSED)
1/8" = 1'-0"
1

STAGE PHOTO #1
(LOOKING NORTH)
N.T.S.
5

STAGE PHOTO #1
(LOOKING WEST)
N.T.S.
3

EXTOLLO
DESIGN

REFERENCE ONLY
NOT FOR CONSTRUCTION

BLK PATIO ADDITION
7301 E. BUTHERUS DRIVE
SCOTTSDALE, AZ 85024

STAGE PLANS & PHOTOS

DRAWN: JTP

JOB NO. 15-001
DATE: 7.3.18
REVISED:
1 USE PERMIT (13-UP-2018/13-UP-2018) CITY COMMENTS 11.30.18

UP 4

12-UP-2018
01/04/2019

L2

LED
FLOOD LIGHTS

PLT

FEATURES

- Easy Installation & Low Maintenance
- IP65
- Three Years Warranty
- Includes a 24 key wireless controller with 16 dimmable color options
- Can control multiple fixtures with a single IR remote

LEDF-FL010AWRGBS02	50W	RGBW	10W	120-277	35000	3 years

ADDITIONAL PHOTOS

Remote Controls Multiple Fixtures
LEAD FREE
RoHS
COMPLIANT
R
W
G
B

L2

LED
FLOOD LIGHTS

PLT

FEATURES

- Easy Installation & Low Maintenance
- Linear Design

TYPICAL APPLICATIONS

- Gardens, Landscape Lighting
- Office Buildings, Billboards, etc.

WARRANTY

WARRANTY 3 Years

SPECIFICATIONS

PERFORMANCE
50W Halogen Equal
10W Power Consumption
RGBW Color
≥70 CRI
120-277 VAC Input Voltage
0.95 minimum Power Factor

ENVIROMENTAL
IP65 IP Rating

PHYSICAL
Dimensions (5.3 x 2.4 x 7.67 in)
Weight 1.65 lbs
Ceiling/Wall/Pedestal/ Mounting Options
Fixture Material Die-Cast Aluminum

LUMEN OUTPUT FOR WHITE ONLY

Model	Color	LED Type	LED Qty.	White(5700-6500K) lm(±10%)	Power(w) (±10%)	Voltage, Frequency	Beam (angle°)	CRI	PF
FL-010-AW-RGBW-S	RGBW	COB	1pcs	340	10	AC100-277V 50/60Hz	120°	>70	≥0.8
FL-020-AW-RGBW-S	RGBW		1pcs	780	20		120°	>70	≥0.9
FL-030-AW-RGBW-S	RGBW		1pcs	1180	30		120°	>70	≥0.9
FL-050-AW-RGBW-S	RGBW		1pcs	2012	50		120°	>70	≥0.8

L3

ELCO Lighting

Project name:
Fixture type:
Date:

4" Adjustable Reflector Trim

4" adjustable reflector trim. For use with MR16 lamps with GU5.3, GU10, or PSA32.

Features

- Reflector: 25° ER
- Lamp: MR16 with GU5.3, GU10, and PSA32
- O.D.: 4 3/4"

Specifications

Technical Details

Construction: Meticulously manufactured trim with a powder coated or anodized finish.

Installation: Clips securely mount trim into the housing and keeps ring flush with ceiling.

Compatible Housings:

Lamp: Compatible with Medium base (E26) PAR type.

Options

Product Numbers

Page 1 of 3

L3

Product Number Builder

NOTE TO CITY: LIGHT SPECIFICATIONS SHOW ON THIS SHEET REPRESENT THOSE EXISTING ON THE SITE NOW. I.E.S. FILES FOR THESE LIGHT DO NOT EXIST. THEREFORE ALL PHOTOMETRIC DATA USED IN THE RE-SUBMITTAL ARE BASED ON EQUIVALENT LIGHTS WITH I.E.S. FILES FOUND BY OUR ELECTRICAL ENGINEER. SEE PHOTOMETRIC PLAN.

L1

CUL16 Halogen Landscape Bullyte with Mounting Stake

Lightology

Description:
CUL16 Halogen Bullyte with Mounting Stake features a fully adjustable natural brass swivel arm and brass locknut and fully rotatable shroud in deep-drawn solid copper. Finish in Natural Copper is bright polished, unsealed copper which will age naturally to a fine dark copper patina. Includes 1.4 inch diameter x 9.5 inch length 57 PVC mounting stake. Fixture features integral .5 inch NPS fitter. Includes 12 volt, 20 watt GU5.3 MR16 halogen lamp. 35 watt maximum wattage. Pre-wired with 3 foot pigtail of 18-2 AWG wire. Includes low voltage quick connector LVC3 for easy hook up to the low voltage supply cable, sold separately. 2.1 inch diameter x 7.2 inch length. ETL listed for wet locations. 5 year limited warranty. Required low voltage transformer and optional mounting accessories sold separately.

Shown in: Copper

List Price: $177.65
Our Price: $106.59

Shade Color:	N/A
Body Finish:	Copper
Lamp:	1 x MR16/GU5.3 (bipin)/20W/12V Halogen 1 x MR16/GU5.3 (bipin)/12V LED
Wattage:	20W
Dimmer:	Dimmable
Dimensions:	7.2"L x 2.1"W

Address: 1718 W. Fullerton Ave. Chicago IL 60614 Phone: 866-954-4489 Fax: (773) 883-6131

www.lightology.com

Product Number: **HAD119338**

Company:		Fixture Type:	Date: Nov 28, 2018
Project:		Approved By:	

L4

11/23/2018 LouieLighting Cutsheet

LOUIE
LIGHTING

RRCBL1-O - Mini Round Steplyte by Hadco Lighting

Specs

Width/Diameter (in)	4"
Standard Wattage:	200W
Bulb Type	MR16
Low Voltage	Yes

Style and Option 1

Style	White
Item #	RRCBL1-O
Price:	$216.05

1/1

EXTOLLO
DESIGN

REFERENCE ONLY
NOT FOR CONSTRUCTION

BLK PATIO ADDITION
7301 E. BUTHERUS DRIVE
SCOTTSDALE, AZ 85024

SITE LIGHTING SPECIFICATIONS / CUT SHEETS

DRAWN: JTP

JOB NO. 15-001

DATE: 7.3.18

REVISED:
1 USE PERMIT (13-UP-2018/13-UP-2018) CITY COMMENTS 11.30.18

1 UP 5

12-UP-2018
01/04/2019

7320 E. BUTHERUS DR.
LEASED STALLS: 42
*SEE REVISED PARKING CALCULATIONS SHEET (UP 1).

THIS PROJECT
7301 E BUTHERUS DR.
EXISTING STALLS: 119
*SEE REVISED PARKING CALCULATIONS SHEET (UP 1).



7331 E. BUTHERUS DR.
LEASED STALLS: 22
*SEE REVISED PARKING CALCULATIONS SHEET (UP 1).

LEASED PARKING STALL LOCATION PLAN
N.T.S.

EXTOLLO DESIGN

REFERENCE ONLY
NOT FOR CONSTRUCTION

BLK PATIO ADDITION
7301 E. BUTHERUS DRIVE
SCOTTSDALE, AZ 85024

LEASED PARKING STALL LOCATION PLAN

DRAWN: JTP

JOB NO. 15-001
DATE: 7.3.18
REVISED:
1 USE PERMIT (12-UP-2018/13-UP-2018) CITY COMMENTS 11.30.18

UP 6

12-UP-2018
01/04/2019

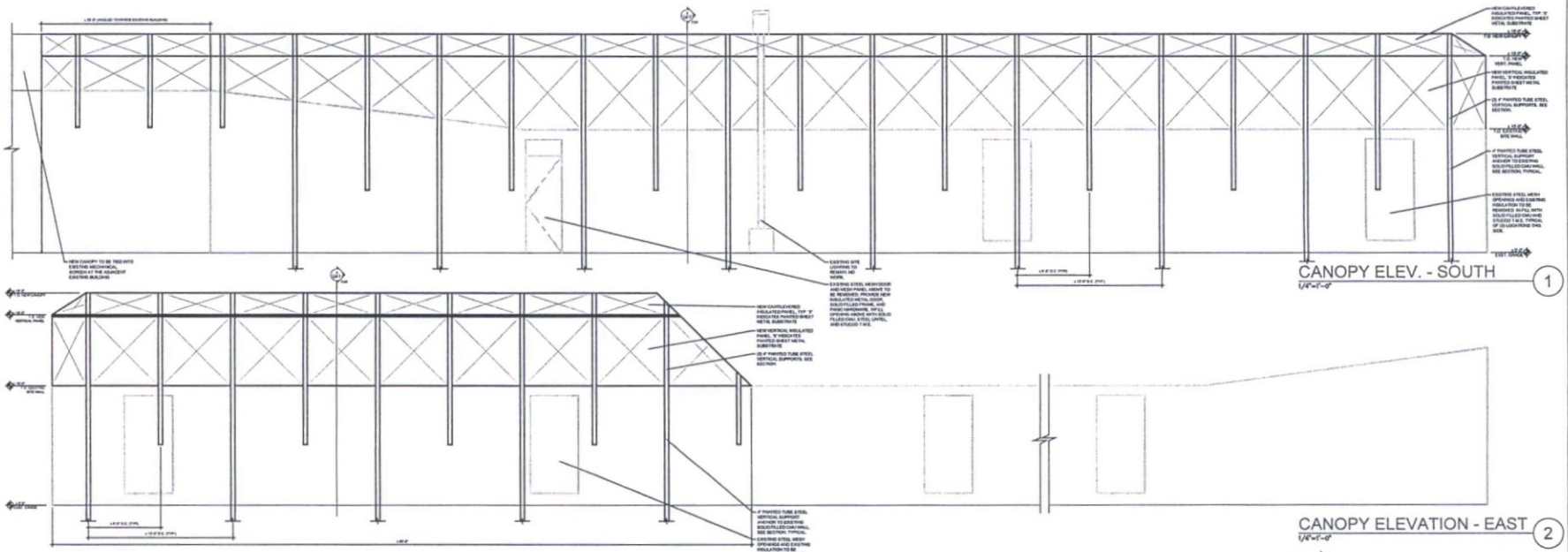

CANOPY ELEV. - SOUTH 1

CANOPY ELEVATION - EAST 2

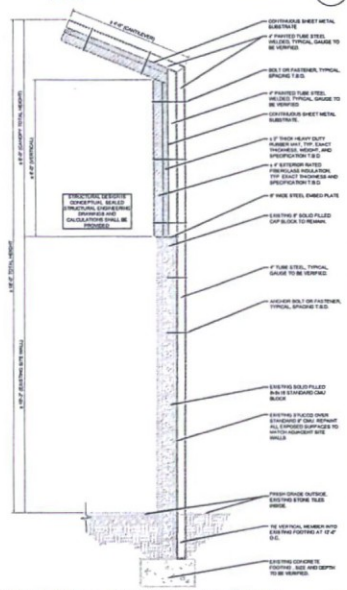

CONCEPTUAL CANOPY SECTION 3

EXTOLLO DESIGN

REFERENCE ONLY
NOT FOR CONSTRUCTION

BLK PATIO ADDITION
7301 E. BUTHERUS DRIVE
SCOTTSDALE, AZ 85024

SOUND MITIGATION ELEVATIONS/SECTIONS

DRAWN: JTP

JOB NO. 15-001

DATE: 7.3.18

REVISED:
1 USE PERMIT (12-UP-2018/13-UP-2018) CITY COMMENTS 11.30.18

UP 7

12-UP-2018
01/04/2019

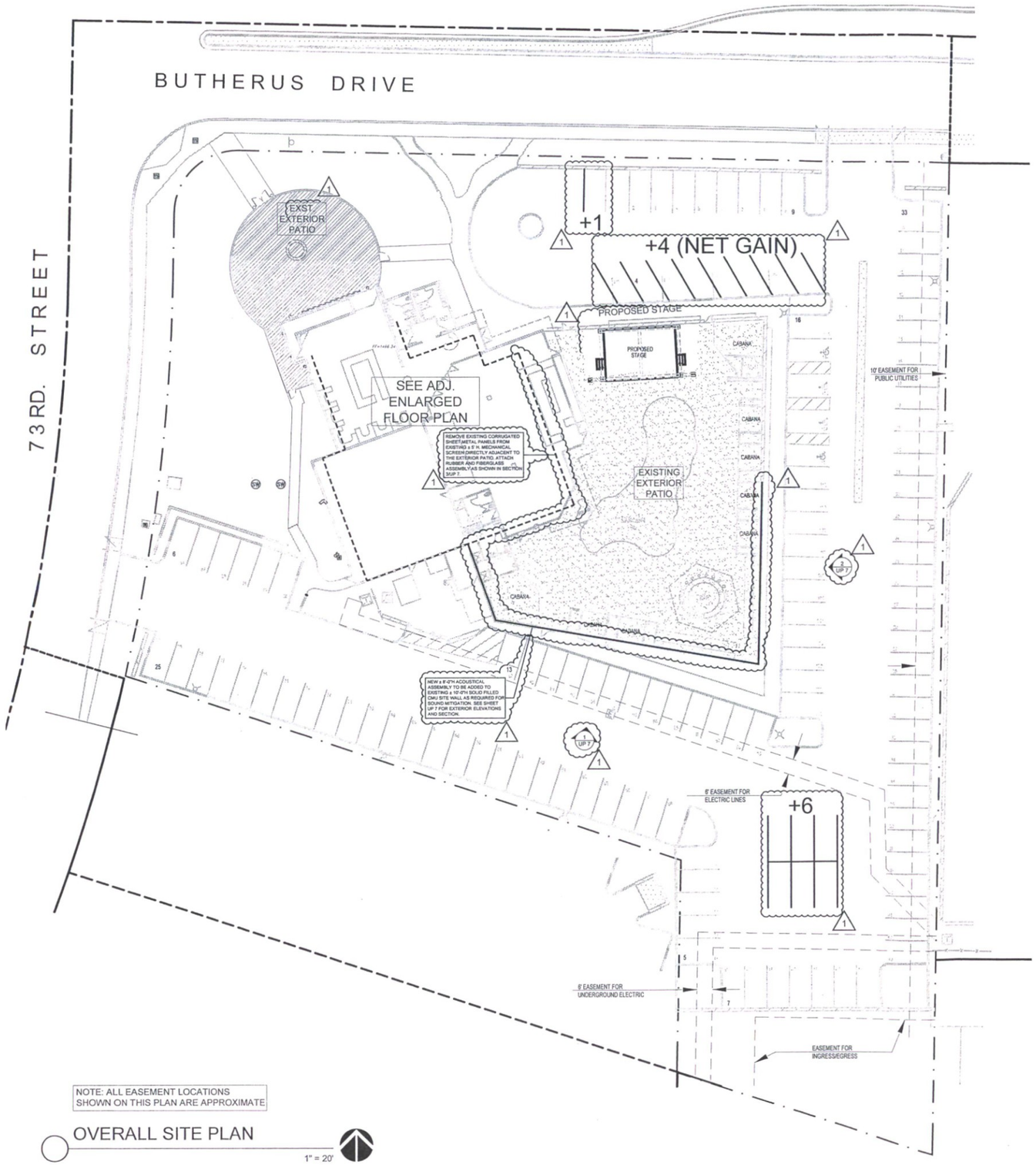

NOTE: ALL EASEMENT LOCATIONS SHOWN ON THIS PLAN ARE APPROXIMATE

OVERALL SITE PLAN

1" = 20'

EXISTING RESTAURANT (BLK-3)

NEW EXTERIOR PATIO: 2,500 SF. (SEE ADJACENT SITE PLAN)
EXISTING RESTAURANT: 1,573 SF.
EXISTING BAR: 265 SF.
EXISTING RESTAURANT STORAGE: 253 SF.
EXISTING KITCHEN: 2,432 SF.
EXISTING ADJACENT RESTROOMS: 487 SF.
ONE HALF OF SHARED ENTRY: 272 SF.
TOTAL AREA: **7,782 SF.**

LIVE MUSIC (BLK-LIVE)

EXISTING EXTERIOR PATIO: 8,664 SF (SEE ADJACENT SITE PLAN)
EXISTING LIVE MUSIC SPACE: 2,920 SF.
EXISTING PATIO BAR: 427 SF.
EXISTING ADJACENT STORAGE: 163 SF.
EXISTING ADJACENT RESTROOMS: 513 SF.
ONE HALF OF SHARED ENTRY: 273 SF.
TOTAL AREA: **12,960 SF.**

TOTAL AREA: 20,742 SF.

1 REVISED. PARKING CALCS.

Exst. Restaurant + Bar + Kitchen: 1573+265+2438 = 4276 SF / 80 = 53.45 Stalls Req.
Shared Entry: 545 SF / 80 = 6.81
New Patio: 2500 SF - 200 / 200 = 11.5
Restaurant Storage: 253 SF / 800 = 0.31
Live Music Space/ Adj. Bar: 2920 SF + 427 SF / 60 = 55.78
Existing Patio Space: 10,400 SF - 200 - 992 (Landscaping) / 200 = 46.04
Storage: 163 / 800 = 0.20
Restrooms (Bar Side): 487 / 80 = 6.09
Restrooms (Live Music Side) 513 / 60 = 8.55
Subtotal parking stalls required = (188.73) **189 stalls required**

Parking Stall Reduction = A total reduction of (2) parking stalls per existing shower. (3) showers provided = (6) total parking stalls removed from required total.

TOTAL PARKING STALLS PROVIDED:
(Current) Existing of project property: 119
(Current) Leased parking stalls from adj. property (7331 E. Butherus Dr.): 22
(New) Additional stalls on project property as part of re-striping: +11
(New) Leased parking stalls from adj. property (Address to be provided): +27
Total parking stalls provided: 179

TOTAL STALLS REQUIRED AFTER REDUCTIONS (REVISED): (189 - 6) = 183
TOTAL CURRENT PARKING STALLS PROVIDED: 179

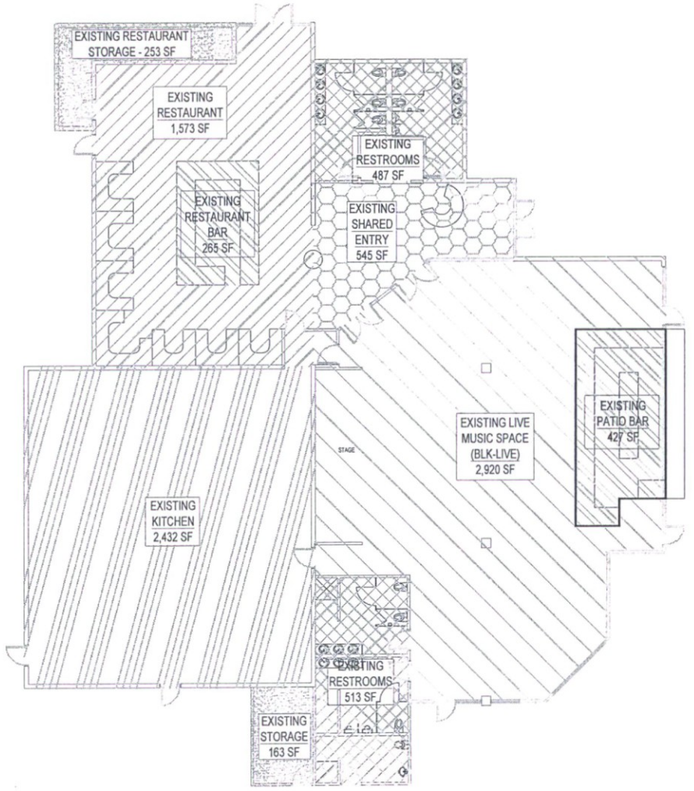

ENLARGED FLOOR PLAN

3/32" = 1'-0"

EXTOLLO DESIGN
2122 E. SESAME ST.
TEMPE, AZ 85283
480-858-6565

REFERENCE ONLY
NOT FOR CONSTRUCTION

BLK PATIO ADDITION
7301 E. BUTHERUS DRIVE
SCOTTSDALE, AZ 85024

SITE PLAN / REVISED PARKING CALCULATIONS

DRAWN: JTP

JOB NO. 15-001
DATE: 7.3.18
REVISED:
1 USE PERMIT (12-UP-2018/13-UP-2018) CITY COMMENTS 11.30.18

UP 1
12-UP-2018
01/04/2019

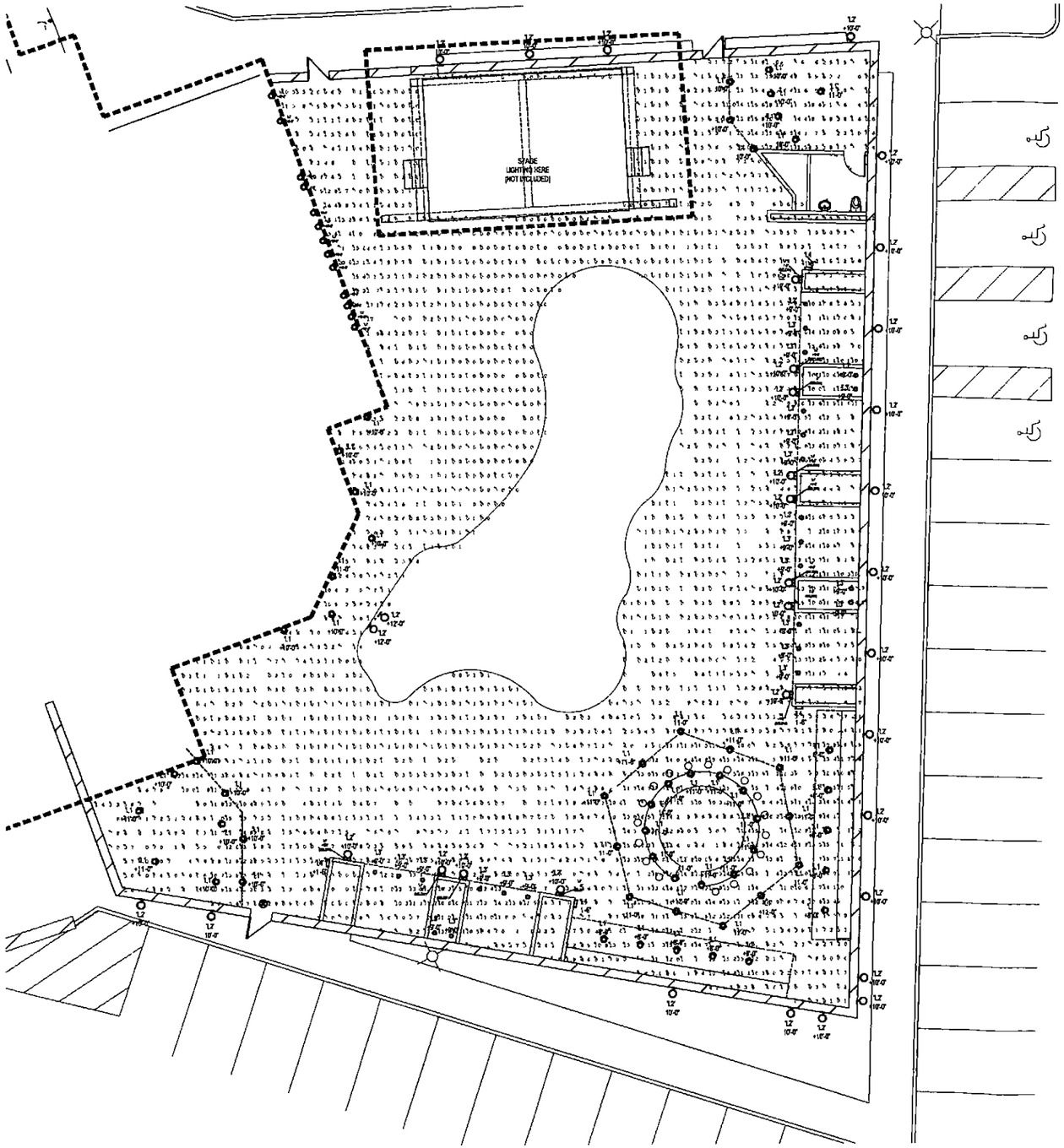

ELECTRICAL SITE PLAN

1/8 = 1'-0"

Luminaire Schedule									
Symbol	Qty	Label	Arrangement	LLF	Description	Tag	Lum Lumens	Lum Watts	[MANUFAC]
	71	L1	SINGLE	0 900	NS-LED-E66-WFL-12 AR-LED-7K-E66-WFL-12 AR-LED-RM-E66-WFL-12 DS-LED-E66-WFL-12	VARIES	462	6 8	B-K LIGHTING INC
	24	L3	SINGLE	0 900	SE-350 006 MP16 7W 40 5701m 3	VARIES	625	6 5	90+ LIGHTING
	16	L4	SINGLE	0 900	CD-55-LED-E66-A	VARIES	31	6 37	B-K LIGHTING INC

Calculation Summary							
Label	CalcType	Units	Avg	Max	Min	Avg/Min	Max/Min
Patio Planar	Illuminance	Fc	4 51	23 9	0 0	N A	N A

EXTOLLO DESIGN
2122 E SESAME ST
TEMPE AZ 85283
480-888-6565

PRELIMINARY NOT FOR CONSTRUCTION
Expires XX/XX/XX

BLK PATIO ADDITION
7301 E BUTHERUS DRIVE
SCOTTSDALE AZ 85224

ELECTRICAL SITE PLAN

DRAWN MA

JOB NO 15-001

DATE 7 3 18

REVISED
1 USE PERMIT (12-UP-2015/13-UP-2018) CITY COMMENTS 10 31 18

PRELIMINARY
NOT FOR CONSTRUCTION

Project Contact/Designer: MINDY ADLER
Project # 18472
HAWKINS DESIGN GROUP INC.
ELECTRICAL CONSULTING ENGINEERS
7525 SOUTH VINEYARD AVE SUITE 107
PHOENIX, ARIZONA 85042
PH. 480.813.9200 FAX 480.813.9001
EMAIL: email@hawkinsdg.com

All concepts, designs and plans contained in these drawings are the sole property of the Hawkins Design Group, Inc. and shall not be used for any other purpose other than originally intended without written permission of the engineer.

DR1.0

DELTA STAR™

BK SSL

PROJECT:
TYPE:
CATALOG NUMBER:
SOURCE:
NOTES:

CATALOG NUMBER LOGIC

Example: DS | LED | e65 | SP | A7 | RCW | 12 | 11 | A | 360SL

- Material: DS Stainless Steel
- Series: DS Delta Star™
- Source: LED "e" Technology with Integrated Dimming Driver (See Specifications for Dimming)
- LED Type: e65 70CRI/3,2K; e66 70CRI/4000K; e24 70CRI/Amber
- Optics*: RCW Narrow Spot (Best Performance); SP Spot (Center Beam Intensity); RFL Medium Flood (Widest Distribution); WFL Wide Flood (Most Uniform)
- Adjust-a-Lume® Output Intensity (Driver Intensity setting): A8 (Standard), A6, A7, A4, A5, A3, A2, A1
- Finish:

Aluminum Finish	Brass Finish	Premium Finish
Powder Coat Color: Satin / Metallic	Machined / RAC; Polished / POL; Unlacquered* / UNL	ABP Antique Brass Powder; CBN Custom Mountain Granite; RBN Rocky Mountain Granite; ABB Absolute Mountain Granite; CBT Cocktail Tan; RBS Sonoran Desert Sandstone; ABW Antique White; CBW Cream; RMG Slate Moondale Granite; BLK Black Chrome; TCP Textured Copper; BRN Beige; PWD Pewter Powder; TGP Textured Gray; GRY Granite Gray Powder; RED Red Oxide Powder; WCP Weathered Copper; BRZ Bronze Patina Powder; CAP Clear Anodized Powder; WCP Old Copper; BBP Weathered Iron; CCP Clear Anodized Powder; SCP Old Cocoa; Also available: Ask Factory for additional RAL/PMS/Custom

- Lens Type: 13 Soft Focus Lens; 43 Shallow Lens
- Shielding: 11 Honeycomb Baffle
- Cap Style: A 45°; B 90°; D 45° Jazz Visage Style (Premium Die Cast); E 90° Jazz Visage Style (Premium Die Cast)
- Option: 360SL 360SL™ Recessed Trimless Mounting System

DRIVER DATA	Input Volts	Inrush Current	Operating Current	Dimmable	Operation Ambient Temperature
	120VAC/DC 50/60Hz	<250mA 1ms duration	700mA	Magnetic Low Voltage Dimmer	-22°F-104°F (-30°C 40°C)

LM79 DATA

SKU No.	CCT (Typ.)	Input Watts (Typ.)	CRI (Typ.)
e64	2700K	7.0	80
e65	3000K	7.0	80
e66	4000K	7.0	80
24	Amber (590nm)	7.0	-

L70 DATA

Minimum Rated Life (hrs.) 70% of initial lumens/L70	
	50,000
	50,000
	50,000

OPTICAL DATA

Beam Type	Angle	e65 CBCP
Narrow Spot	13°	48899
Spot	19°	32252
Medium Flood	23°	19861
Wide Flood	37°	11810

B-K LIGHTING	40439 Bidwell Drive Murrieta, CA 92563 USA (888) 438-8800 FAX (951) 698-8810 www.bklighting.com info@bklighting.com	SUBMITTAL DATE 10-24-18	DRAWING NUMBER SUB000939

THIS DRAWING CONTAINS PROPRIETARY INFORMATION OF [illegible] AND IS NOT TO BE REPRODUCED, USED OR DISCLOSED WITHOUT WRITTEN PERMISSION OF B-K LIGHTING, LLC. ALL RIGHTS RESERVED UNDER COPYRIGHT LAWS.

90+ LIGHTING MR16 GU10 7W

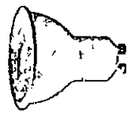

LIGHT OUTPUT	500 lumens
CCT	3000K
BEAM ANGLE	40°
CBCP	720cd
WATTAGE	7W
EFFICACY	71 lm/W
APPLICATION	Incandescent replacement for indoor dry/damp applications. Suitable for Use in Enclosed Fixtures.

SKU: SS-350.006

90+ | 80 CRI | Dry | Damp | 3000 K | 120V | 7W

COLOR RENDERING: CRI>90 R9>50
FLICKER <30%
High quality of light and low flicker listed with California Energy Commission's (CEC) IAB/Title 24 standard for quality of light, the most stringent in North America.
ENERGY EFFICIENCY: 71 lm/W
LONG LIFE: 25,000 hours.
Listed for energy efficiency by the CEC for Title 20 insuring high efficacy with a high quality of light.
Lamps are also listed by Energy Star
- ✓ Rated lifetime to L70: 25,000 hours.
- ✓ Warranty: 3 years.

CERTIFICATIONS AND APPROVALS
ETL, ES, CEC TITLE 20 CEC IAB/TITLE24

HIGHLY COMPATIBLE
Compatible with standard fixtures using GU10 base
DIMMABLE
Smooth dimming with most existing installations. Dimmable to 1% when used with specific dimmers. See dimmer compatibility chart for details on operation and compatibility
INTENDED USE AND APPLICATIONS
60W incandescent replacement.
Intended for use in GU10 compatible existing fixtures.
Suitable for dry or damp locations.
Not for use in fully enclosed fixtures.
Remove or do not use any optional glass lens in front of lamp

GENERAL SPECIFICATIONS

Electrical Specifications	Operating Temperature	Mechanical Specs
Wattage: 7W | Voltage: 120V	Minimum: -20°C	Measures: 1.97in X 2.10in
Power Factor: 0.9 | Frequency: 60Hz	Maximum: 40°C	Weight: 1.62oz

CORE DRILL STEP STAR™

BK SSL

PROJECT:
TYPE:
CATALOG NUMBER:
SOURCE:
NOTES:

CATALOG NUMBER LOGIC

Example: B | CD-S3 | LED | e66 | A7 | MIT | 9

- Material: B Brass
- Series: CD-S3 Core Drill Step Star™
- Source: LED "e" Technology with Integrated Dimming Driver (See Specifications for Dimming)
- LED Type: e64 70CRI/2,7K; e66 70CRI/4000K; e24 70CRI/Amber
- Adjust-a-Lume® Output Intensity (Driver Intensity setting): A9 (Standard), A8, A7, A6, A5, A4, A3, A2, A1
- Finish:

Aluminum Finish	Brass Finish	Premium Finish
Powder Coat Color: Satin / Metallic	Machined / RAC; Polished / POL; Unlacquered* / UNL	ABP Antique Brass Powder; CBN Custom Mountain Granite; RBN Rocky Mountain Granite; ABB Absolute Mountain Granite; CBT Cocktail Tan; RBS Sonoran Desert Sandstone; ABW Antique White; CBW Cream; RMG Slate Moondale Granite; BLK Black Chrome; TCP Textured Copper; BRN Beige; PWD Pewter Powder; TGP Textured Gray; GRY Granite Gray Powder; RED Red Oxide Powder; WCP Weathered Copper; BRZ Bronze Patina Powder; CAP Clear Anodized Powder; SCP Old Cocoa; BBP Weathered Iron; Also available: Ask Factory for additional RAL/PMS/Custom

- Cutoff: A 45° Cutoff (Shorter); B 60° Cutoff (Long)

B-K LIGHTING	40439 Bidwell Drive Murrieta, CA 92563 USA (888) 438-8800 FAX (951) 698-8810 www.bklighting.com info@bklighting.com	RELEASED 05-17 17	DRAWING NUMBER SUB000936

THIS DRAWING CONTAINS PROPRIETARY INFORMATION OF [illegible] AND IS NOT TO BE REPRODUCED, USED OR DISCLOSED WITHOUT WRITTEN PERMISSION OF B-K LIGHTING, LLC. ALL RIGHTS RESERVED UNDER COPYRIGHT LAWS.

DELTA STAR™

BK SSL

PROJECT:
TYPE:

A/D" CAP | "B/E" CAP

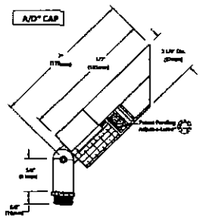

360 SL™ Non-Contact Retraction (Optional #360S) Trimming

Accessories (Configure separately)

Mounting: Power Point™ | Power Connect™ | Tool Base™ | Screw | Compass | Slide™ | 360 Series | Pump Style | UPMOUNT™

Reducing Trims/Retrofit/HC: Reducing Trim™ | Reducing Trim™ | Reducing Trim™ | Reducing Trim™ | Reducing Trim™ | Reducing Trim™ | Reducing Trim™ | Reducing Trim™ | Reducing Trim™

SPECIFICATIONS

Construction & Materials:
Metal and molding components are made from recycled materials. Manufactured using renewable solar energy, produced on site. Components are manufactured to fit to ensure positive-contact housings. Packaging materials are chlorine-free, recyclable and 100% post-consumer fiber. Qualified for GreenScreen efficacy and warranty offered. Consult www.bklighting.com/greenscreen for program requirements.

Material(s):
Available in Copper-Free Aluminum (Type 360) or Brass (Type 24).

Cone Drill:
Allows for mounting into existing structures that will not easily accept a standard hole. 2-1/2" dia. hole min. 4 1/4" deep required for clip fit.

Finish:
Fully machined brass and trim, finished during production, polished, water-based catalyzed lacquer finish for maximum durability, clear and tinted finishes available. Optional "E" Ring prevents water-tight seal. Powder coat finishes are available in manufacturer's standard colors. Weather-tight finish consistent with 14, 16GA, 3 mm bronze cabinet.

Faceplate:
Cast construction with machined finish. Countersunk holes provide for flush hardware mounting by others.

Lens:
Black machined, tempered, glass lens is factory inserted as standard and provides hermetically sealed optical compartment.

Optics:
Interchangeable OPTIKIT™ modules, patent. Field changed by optical distribution. Color-coded for easy identification. Narrow Spot (NSP), Spot, Spot Elliptical, Medium Flood (MFL), Flood, Wide Flood (WFL), Wall Wash.

Wiring:
18 AWG, UL/NEC, 600V, 105° C rated and certified to UL 1838 standard.

Housing:
Machined brass, polished and lacquered, UCCT shielding system is additionally black oxide treated for additional corrosion resistance.

Finish:
Optikit™ and Lensfinish are factory completed, 11 stage electrochemical polishing system and corrosion resistant aluminum components prior to application of Class A, TGIC polyester powder coating. Brass components are available in powder coat or manufactured metal finish. Stainless steel components are available in brushed-polished metal finish. Standard finish for interior use only.

Warranty:
5 year limited warranty.

Certifications and Listings:
ETL listed to ES&S UL 1598, UL 1838, Certified to CAN/CSA 22.2 Standards. Suitable for indoor or outdoor use. Suitable for use in wet locations. Suitable for installation within 3" of the ground. Ship-listed. Made in USA.

Adjust-a-Lume® (PWL Pending)
Integral electronics allows dimmable fixtures response of the individual fixture. Inclined (100% to 25% rated) lumens output. Maximum output is adjusted level or may be changed to installation location. Specify factory preset output requirements.

Remote Transformer:
For use with 12VAC ES&S/ELV+, remote transformer or electronic transformer only. B-K Lighting cannot guarantee performance with non-B-K Lighting power transformers. Contact B-K Lighting for more information. Limited to one transformer per fixture.

Wiring:
18AWG, UL/NEC, 600V, 105° C rated and certified to UL 1838 standard. Jam fixture wire (105°C rated). Suitable for through-wire installations. Add-on/Jam fixture wire (105°C rated) for "stacking" through-wire installations.

Hardware:
Stainless steel, cadmium steel hardware. Mounting hardware by others.

Finish:
Optikit™ are exclusive 3mm completed, 11 stage electrochemical polishing system and corrosion resistant aluminum components prior to application of Class A, TGIC polyester powder coating. Brass components are available in powder coat or manufactured metal finish.

Warranty:
5 year limited warranty.

Certifications and Listings:
ETL listed to ES&S UL 1598, UL 1838, Certified to CAN/CSA 22.2 Standards. Suitable for indoor or outdoor use. Suitable for installation in combustible materials (Type 4X/IP67). Suitable for use in wet locations. Suitable for installation within 3" of the ground. Ship-listed. Made in USA.

B-K LIGHTING	40439 Bidwell Drive Murrieta, CA 92563 USA (888) 438-8800 FAX (951) 698-8810 www.bklighting.com info@bklighting.com	RELEASED 10-24 18	DRAWING NUMBER SUB000938

THIS DRAWING CONTAINS PROPRIETARY INFORMATION OF [illegible] AND IS NOT TO BE REPRODUCED, USED OR DISCLOSED WITHOUT WRITTEN PERMISSION OF B-K LIGHTING, LLC. ALL RIGHTS RESERVED UNDER COPYRIGHT LAWS.

90+ LIGHTING MR16 GU10 7W

DIMENSIONS

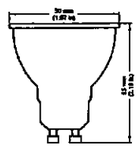

LUMINOUS INTENSITY

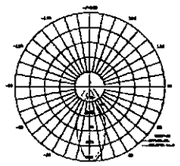

SPECTRAL DISTRIBUTION

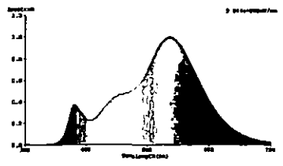

RA – CHART >90

CRI VALUES | R1 R15

CORE DRILL STEP STAR™

BK SSL

PROJECT:
TYPE:

SIDE VIEW | FACEPLATE DETAIL

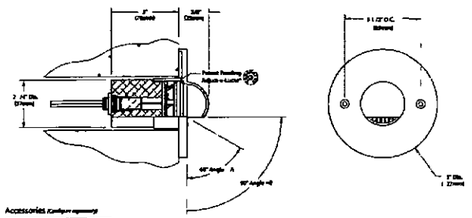

Accessories (Configure separately)

Remote options: TR Remote | UPMOUNT™

SPECIFICATIONS

Construction & Materials:
Metal and molding components are made from recycled materials. Manufactured using renewable solar energy, produced on site. Components are manufactured to fit to ensure positive-contact housings. Packaging materials are chlorine-free, recyclable and 100% post-consumer fiber. Qualified for GreenScreen efficacy and warranty offered. Consult www.bklighting.com/greenscreen for program requirements. LM-80 certified.

Material(s):
Available in Copper-Free Aluminum (Type 360) or Brass (Type 24).

Cone Drill:
Allows for mounting into existing structures that will not easily accept a standard hole. 2-1/2" dia. hole min. 4 1/4" deep required for clip fit.

Finish:
Fully machined brass and trim, finished during production, polished, water-based catalyzed lacquer finish for maximum durability, clear and tinted finishes available. Optional "E" Ring prevents water-tight seal. Powder coat finishes are available in manufacturer's standard colors. Weather-tight finish consistent with 14, 16GA, 3 mm bronze cabinet.

Faceplate:
Cast construction with machined finish. Countersunk holes provide for flush hardware mounting by others.

Lens:
Black machined, tempered, glass lens is factory inserted as standard and provides hermetically sealed optical compartment.

Optics:
Interchangeable OPTIKIT™ modules, patent. Field changed by optical distribution. Color-coded for easy identification. Narrow Spot (NSP), Spot, Spot Elliptical, Medium Flood (MFL), Flood, Wide Flood (WFL), Wall Wash.

Wiring:
18 AWG, UL/NEC, 600V, 105° C rated and certified to UL 1838 standard. Jam fixture wire (105°C rated). Suitable for through-wire installations. Add-on/Jam fixture wire (105°C rated) for "stacking" through-wire installations.

Hardware:
Stainless steel, cadmium steel hardware. Mounting hardware by others.

Finish:
Optikit™ are exclusive 3mm completed, 11 stage electrochemical polishing system and corrosion resistant aluminum components prior to application of Class A, TGIC polyester powder coating. Brass components are available in powder coat or manufactured metal finish.

Warranty:
5 year limited warranty.

Certifications and Listings:
ETL listed to ES&S UL 1598, UL 1838, Certified to CAN/CSA 22.2 Standards. Suitable for indoor or outdoor use. Suitable for installation in combustible materials (Type 4X/IP67). Suitable for use in wet locations. Suitable for installation within 3" of the ground. Ship-listed. Made in USA.

Remote Transformer:
For use with 12VAC ES&S/ELV+, remote transformer or electronic transformer only. B-K Lighting cannot guarantee performance with non-B-K Lighting power transformers. Contact B-K Lighting for more information. Limited to one transformer per fixture.

Adjust-a-Lume® (PWL Pending)
Integral electronics allows dimmable fixtures response of the individual fixture. Inclined (100% to 25% rated) lumens output. Maximum output is adjusted level or may be changed to installation location. Specify factory preset output requirements.

B-K LIGHTING	40439 Bidwell Drive Murrieta, CA 92563 USA (888) 438-8800 FAX (951) 698-8810 www.bklighting.com info@bklighting.com	RELEASED 05-17 17	DRAWING NUMBER SUB000936

THIS DRAWING CONTAINS PROPRIETARY INFORMATION OF [illegible] AND IS NOT TO BE REPRODUCED, USED OR DISCLOSED WITHOUT WRITTEN PERMISSION OF B-K LIGHTING, LLC. ALL RIGHTS RESERVED UNDER COPYRIGHT LAWS.

EXTOLLO DESIGN
2122 E. SESAME ST
TEMPE AZ 85283
480-888-6565

PRELIMINARY NOT FOR CONSTRUCTION
Expires: XX/XX/XX

BLK PATIO ADDITION
7301 E BUTHERUS DRIVE
SCOTTSDALE AZ 85024

ELECTRICAL CUT SHEETS

DRAWN MA

JOB NO 15-001

DATE 7 3 18

REVISED
1 USE PERMIT (12-UP-2018/13-UP-2018) CITY COMMENTS 10.31 18

PRELIMINARY NOT FOR CONSTRUCTION

Project Contact/Designer: MINDY ADLER
Project # R472
HAWKINS DESIGN GROUP INC.
ELECTRICAL CONSULTING ENGINEERS
2152 SOUTH VINEYARD AVE, SUITE 107
MESA, ARIZONA 85210
PH. 480.813.9000 FAX. 480.813.9001
EMAIL: email@hawkinsdg.com

All materials, drawings and ideas indicated on these drawings are the sole property of the Hawkins Design Group Inc., and shall not be used for any other purpose other than originally intended without written permission of the engineer.

DR2.0

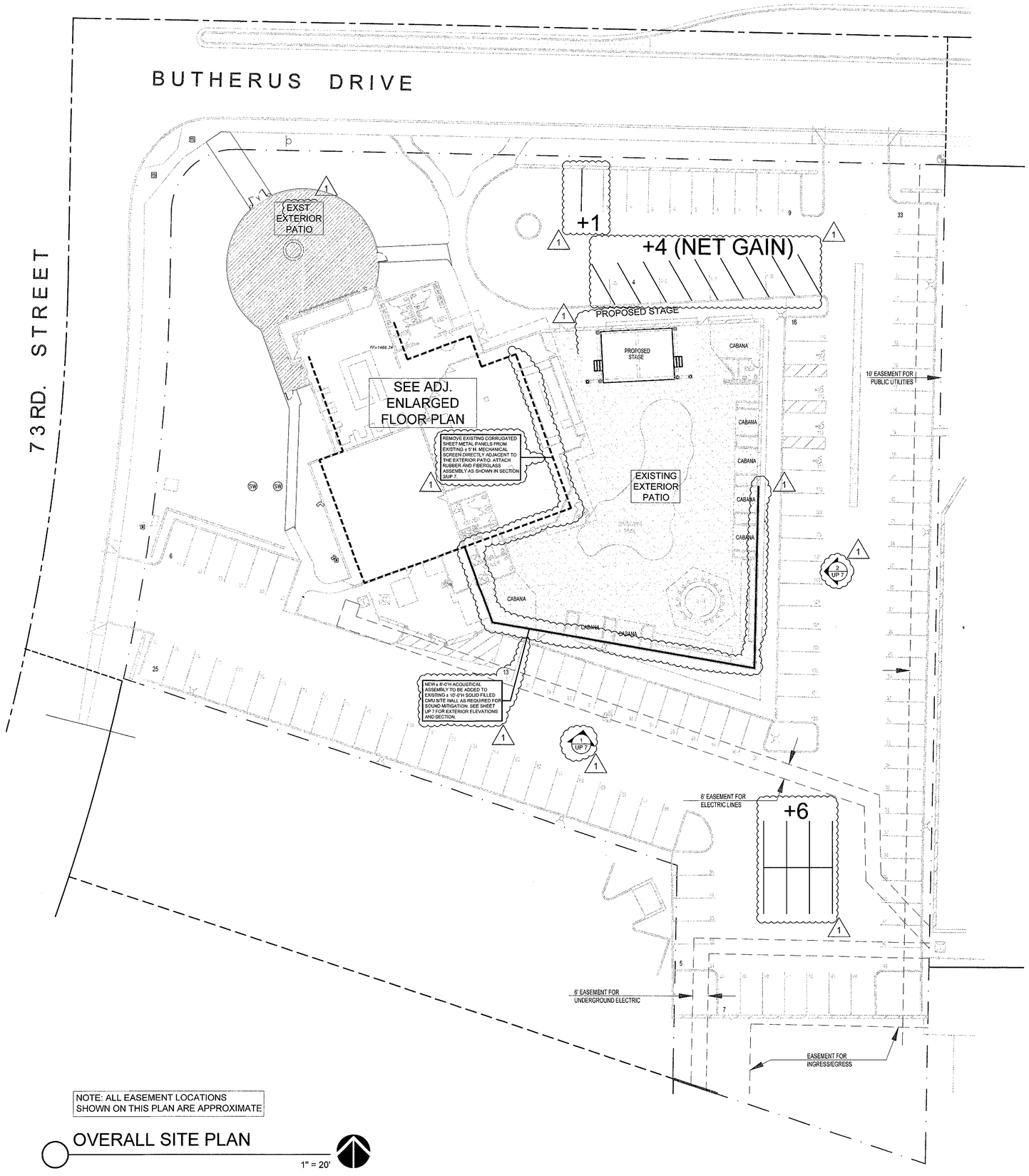

NOTE: ALL EASEMENT LOCATIONS SHOWN ON THIS PLAN ARE APPROXIMATE

OVERALL SITE PLAN

1" = 20'

EXISTING RESTAURANT (BLK-3)

NEW EXTERIOR PATIO: 2,500 SF. (SEE ADJACENT SITE PLAN)
EXISTING RESTAURANT: 1,573 SF.
EXISTING BAR: 265 SF.
EXISTING RESTAURANT STORAGE: 253 SF.
EXISTING KITCHEN: 2,432 SF.
EXISTING ADJACENT RESTROOMS: 487 SF.
ONE HALF OF SHARED ENTRY: 272 SF.
TOTAL AREA: **7,782 SF.**

LIVE MUSIC (BLK-LIVE)

EXISTING EXTERIOR PATIO: 8,664 SF (SEE ADJACENT SITE PLAN)
EXISTING LIVE MUSIC SPACE: 2,920 SF.
EXISTING PATIO BAR: 427 SF.
EXISTING ADJACENT STORAGE: 163 SF.
EXISTING ADJACENT RESTROOMS: 513 SF.
ONE HALF OF SHARED ENTRY: 273 SF.
TOTAL AREA: **12,960 SF.**

TOTAL AREA: 20,742 SF.

1 REVISED. PARKING CALCS.

Exst. Restaurant + Bar + Kitchen: 1573+265+2438 = 4276 SF / 80 = 53.45 Stalls Req.
Shared Entry: 545 SF / 80 = 6.81
New Patio: 2500 SF - 200 / 200 = 11.5
Restaurant Storage: 253 SF / 800 = 0.31
Live Music Space/ Adj. Bar: 2920 SF + 427 SF / 60 = 55.78
Existing Patio Space: 10,400 SF - 200 - 992 (Landscaping) / 200 = 46.04
Storage: 163 / 800 = 0.20
Restrooms (Bar Side): 487 / 80 = 6.09
Restrooms (Live Music Side) 513 / 60 = 8.55
Subtotal parking stalls required = (188.73) **189 stalls required**

Parking Stall Reduction = A total reduction of (2) parking stalls per existing shower. (3) showers provided = (6) total parking stalls removed from required total.

TOTAL PARKING STALLS PROVIDED:
(Current) Existing of project property: 119
(Current) Leased parking stalls from adj. property (7331 E. Butherus Dr.): 22
(New) Additional stalls on project property as part of re-striping: +11
(New) Leased parking stalls from adj. property (Address to be provided): +27
Total parking stalls provided: 179

TOTAL STALLS REQUIRED AFTER REDUCTIONS (REVISED): (189 - 6) = 183
TOTAL CURRENT PARKING STALLS PROVIDED: 179

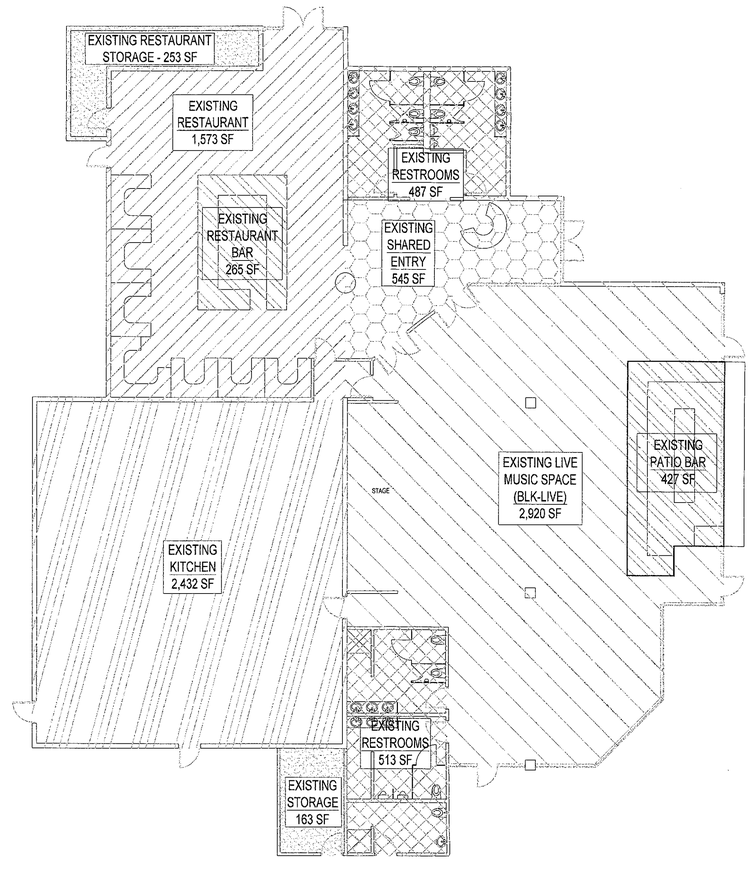

ENLARGED FLOOR PLAN

3/32" = 1'-0"

EXTOLLO DESIGN
2122 S. SEGAME ST.
TEMPE, AZ 85283
480-889-6855

REFERENCE ONLY
NOT FOR CONSTRUCTION

BLK PATIO ADDITION

7301 E. BUTHERUS DRIVE
SCOTTSDALE, AZ 85024

SITE PLAN / REVISED PARKING CALCULATIONS

DRAWN: JTP

JOB NO. 15-001
DATE: 7.3.18

REVISED:
1 USE PERMIT (12-UP-2018/13-UP-201
CITY COMMENTS 11.30.18

UP 1

12-UP-2018
01/04/2019

L2

LED
FLOOD LIGHTS

PLT



FEATURES

- Easy Installation & Low Maintenance
- IP65
- Three Years Warranty
- Includes a 24-key wireless controller with 16 dimmable color options
- Can control multiple fixtures with a single RF remote

SKU#	Halogen Equal	Color	Wattage	Voltage	Life Hours	Warranty
LEDF-FL010AWRGBS02	50W	RGBW	10W	120-277	35000	3 years

ADDITIONAL PHOTOS

Remote Controls Multiple Fixtures

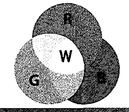

L2

LED
FLOOD LIGHTS

PLT

FEATURES

- Easy Installation & Low Maintenance
- Linear Design

TYPICAL APPLICATIONS

- Gardens, Landscape Lighting
- Office Buildings, Billboards, etc.

WARRANTY

WARRANTY 3 Years

SPECIFICATIONS

PERFORMANCE
50W Halogen Equal
10W Power Consumption
RGBW Color
≥70 CRI
120-277 VAC Input Voltage
0.95 minimum Power Factor

ENVIROMENTAL
IP65 IP Rating

PHYSICAL
Dimensions (5.3 x 2.4 x 7.67 in)
Weight 1.65 lbs
Ceiling/Wall/Pedastal/ Mounting Options
Fixture Material Die-Cast Aluminum



LUMEN OUTPUT FOR WHITE ONLY

Model	Color	LED Type	LED Qty	White(5700-6500K) lm(±10%)	Power(w) (±10%)	Voltage, Frequency	Beam (angle)	CRI	PF
FL-010-AW-RGBW-S	RGBW	COB	1pcs	340	10	AC100-277V 50/60Hz	120°	>70	≥0.9
FL-020-AW-RGBW-S	RGBW		1pcs	780	20		120°	>70	≥0.9
FL-030-AW-RGBW-S	RGBW		1pcs	1190	30		120°	>70	≥0.9
FL-050-AW-RGBW-S	RGBW		1pcs	2012	50		120°	>70	≥0.9

L3

ELCO Lighting

Project name:
Fixture type:
Date:

4" Adjustable Reflector Trim

4" adjustable reflector trim. For use with MR16 lamps with GU5.3, GU10, or PSA37.

Features

- Reflector, 25° tilt.
- Lamp: MR16 with GU5.3, GU10, and PSA37.
- O.D.: 4 3/4"

Specifications

Technical Details

Construction: Meticulously manufactured trim with a powder coated or anodized finish.

Installation: Clips securely mount trim into the housing and keeps ring flush with ceiling.

Compatible Housings:

- 4" Dedicated LED with PSA37: EL49FICA, EL490ICA, EL490RICA, EL492ICA, EL492RICA.
- 4" LED Bi-Pin Low Voltage MR16 Housings with LED MR16 Bi-Pin GU5.3 Lamp: EL1499LDICA, EL1499LDICEA, EL1499LDRICA, EL1499LDRICEA.
- 4" Bi-Pin Low Voltage MR16 Housings with MR16 Bi-Pin GU5.3 Lamp: EL1499ICA, EL1499ICA-277, EL1499ICEA, EL1499ICA-L, EL1499IC20A, EL1499IC35A, EL1499A, EL1499EA, EL1499-277A, EL1499-20A, EL1499-75A, EL1499RA, EL1499REA, EL1499AJCEA, EL1499R-75A
- 4" LED MR16 GU10 Housings for Use with GU10 LED Lamp: EL49FICA-GU10, EL49LDICA, EL49LDICA-7, EL49LDICAS, EL49LDRICA
- 4" MR16 GU10 Housings for use with GU10 MR16 Lamp: EL49FICA-GU10, EL49ICA, EL49A, EL49RA

Lamp: Compatible with Medium base (E26) PAR type.

Options

Gold w/White Ring | Copper | Chrome w/Nickel Ring
Black w/White Ring | Bronze | Clear
Gold w/Nickel Ring | White w/Nickel Ring | Chrome w/White Ring
Gold w/Gold Ring | White | Black
Black w/Nickel Ring Haze w/White Ring

Product Numbers

Item	Finish
EL1421BZ	Bronze
EL1421C	Chrome w/White Ring
EL1421G	Gold w/White Ring
EL1421B	Black w/White Ring
EL1421W	White
EL1421BB	Black
EL1421CC	Clear

2042 E. Vernon Ave., Vernon, CA 90058 • Tel (323) 231-2600 Fax (323) 231-3200 • elcolighting.com

© ELCO Lighting 2018. All rights reserved • Rev. 21 Sep 2018 • ELCO Lighting reserves the right to make specification and design changes without notice.

L3

Item	Finish
EL1421CP	Copper
EL1421GG	Gold
EL1421BN	Black w/Nickel Ring
EL1421CN	Chrome w/Nickel Ring
EL1421GN	Gold w/Nickel Ring
EL1421WN	White w/Nickel Ring
EL1421H	Haze w/White Ring

Product Number Builder Example: EL1421BZ

4" Adjustable Reflector Trim	Finish
EL1421	BZ All Bronze C Chrome w/White Ring G Gold w/White Ring B Black w/White Ring W All White BB All Black CC All Clear CP All Copper GG All Gold BN Black w/Nickel Ring CN Chrome w/Nickel Ring GN Gold w/Nickel Ring WN White w/Nickel Ring H Haze w/White Rieg

NOTE TO CITY: LIGHT SPECIFICATIONS SHOW ON THIS SHEET REPRESENT THOSE EXISTING ON THE SITE NOW. I.E.S. FILES FOR THESE LIGHT DO NOT EXIST. THEREFORE ALL PHOTOMETRIC DATA USED IN THE RE-SUBMITTAL ARE BASED ON EQUIVALENT LIGHTS WITH I.E.S. FILES FOUND BY OUR ELECTRICAL ENGINEER. SEE PHOTOMETRIC PLAN.

2042 E. Vernon Ave., Vernon, CA 90058 • Tel (323) 231-2600 Fax (323) 231-3200 • elcolighting.com
© ELCO Lighting 2018. All rights reserved • Rev. 21 Sep 2018 • ELCO Lighting reserves the right to make specification and design changes without notice.

L1

Lightology

CUL16 Halogen Landscape Bullyte with Mounting Stake

Description:
CUL16 Halogen Bullyte with Mounting Stake features a fully adjustable natural brass swivel arm and brass locknut and fully rotatable shroud in deep-drawn solid copper. Finish in Natural Copper is bright polished, untreated copper which will age naturally to a fine dark copper patina. Includes 1.4 inch diameter x 9.5 inch length S7 PVC mounting stake. Fixture features integral .5 inch NPS fitter. Includes 12 volt, 20 watt GU5.3 MR16 halogen lamp. 35 watt maximum wattage. Pre-wired with 3 foot pigtail of 18-2 AWG wire. Includes low voltage quick connector LVC3 for easy hook up to the low voltage supply cable, sold separately. 2.1 inch diameter x 7.2 inch length. ETL listed for wet locations. 5 year limited warranty. Required low voltage transformer and optional mounting accessories sold separately.

Shown in: Copper

List Price: $177.65
Our Price: $106.59

Shade Color: N/A
Body Finish: Copper
Lamp: 1 x MR16/GU5.3 (bipin)/20W/12V Halogen
1 x MR16/GU5.3 (bipin)/12V LED
Wattage: 20W
Dimmer: Dimmable
Dimensions: 7.2"L x 2.1"W

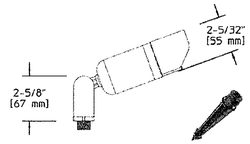

Product Number: **HAD119338**			
Company:		Fixture Type:	Date: Nov 28, 2018
Project:		Approved By:	

#0810BL-COPPER8-002H1-CLNC

Phone: 866-954-4489 Fax: (773) 883-6131
Address: 1718 W. Fullerton Ave. Chicago IL 60614
www.Lightology.com

11/28/2018 LouieLighting Cutsheet

L4

LOUIE LIGHTING

RRCBL1-O - Mini Round Steplyte by Hadco Lighting

Specs

Width/Diameter (in):	4"
Standard Wattage:	300W
Bulb Type:	MR16
Low Voltage:	Yes

Style and Option 1

Style:	White
Item #:	RRCBL1-B
Price:	$216.06

UL LISTED

https://www.louielighting.com/Resp.ProductSheet.aspx?pid=62950 1/1

EXTOLLO DESIGN
2122 E. SESAME ST.
TEMPE, AZ 85283
480-889-5505

REFERENCE ONLY
NOT FOR CONSTRUCTION

BLK PATIO ADDITION
7301 E. BUTHERUS DRIVE
SCOTTSDALE, AZ 85024

SITE LIGHTING SPECIFICATIONS / CUT SHEETS

DRAWN: JTP

JOB NO. 15-001

DATE: 7.3.18

REVISED:
1 USE PERMIT (12-UP-2018/13-UP-201
CITY COMMENTS 11.30.18

1 UP 5
12-UP-2018
01/04/2019

DELTA STAR™

the power of dimming | Adjust-a-Lume® Technology

PROJECT:	
TYPE:	
CATALOG NUMBER:	
SOURCE:	
NOTES:	

CATALOG NUMBER LOGIC

Example - DS - LED - e65 - SP - A7 - BZW - 12 - 11 - A - 360SL

Material
Blank - Aluminum
B - Brass
S - Stainless Steel

Series
DS - Delta Star™

Source
LED - 'e' Technology with Integral Dimming Driver (See Specifications for Dimming)
Designed for use with remote 12VAC BKSSL® transformers. Requires magnetic Low Voltage dimmer.

LED Type
e64 - 7WLED/2.7K
e65 - 7WLED/3K
e66 - 7WLED/4K
e74 - 7WLED/Amber

Optics*
NSP - Narrow Spot (Red Indicator)
SP - Spot (Green Indicator)
MFL - Medium Flood (Yellow Indicator)
WFL - Wide Flood (Blue Indicator)

Adjust-a-Lume® Output Intensity *(Choose factory setting)*
A9 (Standard), A8, A7, A6, A5, A4, A3, A2, A1

Finish

Aluminum Finish		
Powder Coat Color	Satin	Wrinkle
Bronze	BZP	BZW
Black	BLP	BLW
White (Gloss)	WHP	WHW
Aluminum	SAP	—
Verde	—	VER

Brass Finish	
Machined	MAC
Polished	POL
Mitique™	MIT

Stainless Finish	
Machined	MAC
Polished	POL
Brushed	BRU (#400 grit or #4)

Premium Finish			
ABP	Antique Brass Powder	CMG	Cascade Mountain Granite
AMG	Aleutian Mountain Granite	CRI	Cracked Ice
AQW	Antique White	CRM	Cream
BCM	Black Chrome	HUG	Hunter Green
BGE	Beige	MDS	Mojave Desert Sandstone
BPP	Brown Patina Powder	NBP	Natural Brass Powder
CAP	Clear Anodized Powder	OCP	Old Copper
RMG	Rocky Mountain Granite		
SDS	Sonoran Desert Sandstone		
SMG	Sierra Mountain Granite		
TXF	Textured Forest		
WCP	Weathered Copper		
WIR	Weathered Iron		

Also available in RAL Finishes See submittal SUB-1439-00

Lens Type
12 - Soft Focus Lens
13 - Rectilinear Lens

Shielding
11 - Honeycomb Baffle

Cap Style
A - 45° B - 90° D - 45° less Weep Hole (Interior Use Only) E - 90° less Weep Hole (Interior Use Only)

Option
360SL - 360SL™ Rotational Knuckle Mounting System

DRIVER DATA	Input Volts	Inrush Current	Operating Current	Dimmable	Operation Ambient Temperature
	12VAC/DC 50/60Hz	<250mA (non-dimmed)	700mA	Magnetic Low Voltage Dimmer	-22°F-194°F (-30°C - 90°C)

LM79 DATA

BK No.	CCT (Typ)	Input Watts (Typ)	CRI (Typ)
e64	2700K	7.0	80
e65	3000K	7.0	80
e66	4000K	7.0	80
e74	Amber (590nm)	7.0	-

L70 DATA

Minimum Rated Life (hrs.) 70% of Initial lumens(L70)
50,000
50,000
50,000
50,000

***OPTICAL DATA**

Beam Type	Angle	e66 CBCP	Visual Indicator
Narrow Spot	13°	6889	Red Dot
Spot	15°	5225	Green Dot
Medium Flood	25°	1984	Yellow Dot
Wide Flood	31°	1300	Blue Dot

B-K LIGHTING	40429 Brickyard Drive • Madera, CA 93636 • USA 559.438.5800 • FAX 559.438.5900 www.bklighting.com • info@bklighting.com	SUBMITTAL DATE 10-24-18	DRAWING NUMBER SUB000930

THIS DOCUMENT CONTAINS PROPRIETARY INFORMATION OF B-K LIGHTING, INC. AND ITS RECEIPT OR POSSESSION DOES NOT CONVEY ANY RIGHTS TO REPRODUCE, DISCLOSE ITS CONTENTS, OR TO MANUFACTURE, USE OR SELL ANYTHING IT MAY DESCRIBE. REPRODUCTION, DISCLOSURE OR USE WITHOUT SPECIFIC WRITTEN AUTHORIZATION OF B-K LIGHTING, INC. IS STRICTLY FORBIDDEN.

90+ LIGHTING MR16 GU10 7W



LIGHT OUTPUT	500 lumens
CCT	3000K
BEAM ANGLE	40°
CBCP	720cd
WATTAGE	7W
EFFICACY	71 lm/W
APPLICATION	Incandescent replacement for indoor dry/damp applications. **Suitable for Use In Enclosed Fixtures.**

SKU: SE-350.006

90+ CRI | 2019 | Dimmable | Damp | 3000 cct | 120V Value | 7W Watts

COLOR RENDERING: CRI>90, R9>50
FLICKER <30%
High quality of light and low flicker, listed with California Energy Commission's (CEC) JA8/Title 24 standard for quality of light, the most stringent in North America.
ENERGY EFFICIENCY: 71 lm/W
LONG LIFE: 25,000 hours.
Listed for energy efficiency by the CEC for Title 20, insuring high efficacy with a high quality of light. Lamps are also listed by Energy Star.
- ✓ Rated lifetime to L70: 25,000 hours.
- ✓ Warranty: 3 years.

CERTIFICATIONS AND APPROVALS
ETL, ES, CEC TITLE 20, CEC JA8/TITLE24

HIGHLY COMPATIBLE
Compatible with standard fixtures using GU10 base.
DIMMABLE
Smooth dimming with most existing installations. Dimmable to 1% when used with specific dimmers. See dimmer compatibility chart for details on operation and compatibility.
INTENDED USE AND APPLICATIONS
60W incandescent replacement.
Intended for use in GU10 compatible existing fixtures.
Suitable for dry or damp locations.
Not for use in fully enclosed fixtures.
Remove or do not use any optional glass lens in front of lamp.

GENERAL SPECIFICATIONS

Electrical Specifications		Operating Temperature	Mechanical Spec.
Wattage: 7W	**Voltage:** 120V	**Minimum:** -20°C	**Measures:** 1.97in X 2.10in
Power Factor: 0.9	**Frequency:** 60Hz	**Maximum:** 40°C	**Weight:** 1.62oz

CORE DRILL STEP STAR™

the power of dimming | Adjust-a-Lume® Technology

PROJECT:	
TYPE:	
CATALOG NUMBER:	
SOURCE:	
NOTES:	

CATALOG NUMBER LOGIC

Example: B - CD-SS - LED - e66 - A7 - MIT - B

Material
Blank - Aluminum
B - Brass

Series
CD-SS - Core Drill Step Star™

Source
LED - 'e' Technology with Integral Dimming Driver (See Specifications for Dimming)
Designed for use with remote 12VAC BKSSL® transformers. Requires magnetic Low Voltage dimmer.

LED Type
e64 - 7WLED/2.7K
e65 - 7WLED/3K
e66 - 7WLED/4K
e74 - 7WLED/Amber

Adjust-a-Lume® Output Intensity *(Choose factory setting)*
A9 (Standard), A8, A7, A6, A5, A4, A3, A2, A1

Finish

Aluminum Finish		
Powder Coat Color	Satin	Wrinkle
Bronze	BZP	BZW
Black	BLP	BLW
White (Gloss)	WHP	WHW
Aluminum	SAP	—
Verde	—	VER

Brass Finish	
Machined	MAC
Polished	POL
Mitique™	MIT

Premium Finish			
ABP	Antique Brass Powder	CMG	Cascade Mountain Granite
AMG	Aleutian Mountain Granite	CRI	Cracked Ice
AQW	Antique White	CRM	Cream
BCM	Black Chrome	HUG	Hunter Green
BGE	Beige	MDS	Mojave Desert Sandstone
BPP	Brown Patina Powder	NBP	Natural Brass Powder
CAP	Clear Anodized Powder	OCP	Old Copper
RMG	Rocky Mountain Granite		
SDS	Sonoran Desert Sandstone		
SMG	Sierra Mountain Granite		
TXF	Textured Forest		
WCP	Weathered Copper		
WIR	Weathered Iron		

Also available in RAL Finishes See submittal SUB-1439-00

Cutoff
A - 68° Cutoff (Short)
B - 90° Cutoff (Long)

B-K LIGHTING	40429 Brickyard Drive • Madera, CA 93636 • USA 559.438.5800 • FAX 559.438.5900 www.bklighting.com • info@bklighting.com	RELEASED 05-17-17	DRAWING NUMBER SUB000936

THIS DOCUMENT CONTAINS PROPRIETARY INFORMATION OF B-K LIGHTING, INC. AND ITS RECEIPT OR POSSESSION DOES NOT CONVEY ANY RIGHTS TO REPRODUCE, DISCLOSE ITS CONTENTS, OR TO MANUFACTURE, USE OR SELL ANYTHING IT MAY DESCRIBE. REPRODUCTION, DISCLOSURE OR USE WITHOUT SPECIFIC WRITTEN AUTHORIZATION OF B-K LIGHTING, INC. IS STRICTLY FORBIDDEN.

DELTA STAR™

the power of dimming | Adjust-a-Lume® Technology

PROJECT:	
TYPE:	

"A/D" CAP

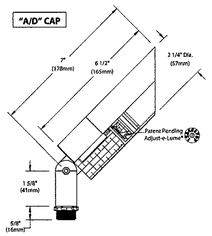

"B/E" CAP

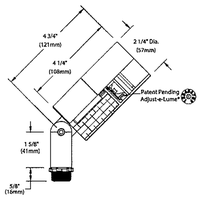

360 SL™

Horizontal Rotation (Optional 360SL™ Knuckle)

Accessories *(Configure separately)*

All dimensions indicated on this submittal are nominal. Contact Technical Sales if you require more stringent specifications.

Mounting:

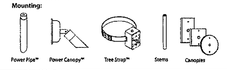

Remote Transformers:

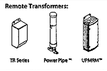

SPECIFICATIONS

GreenSource Initiative™
Metal and packaging components are made from recycled materials. Manufactured using renewable solar energy, produced on site. Returnable to manufacturer at end of life to ensure cradle-to-cradle handling. Packaging contains no chlorofluorocarbons (CFC's). Use of this product may qualify for GreenSource efficacy and recycling rebate(s). Consult www.bklighting.com/greensource for program requirements.

Materials
Furnished in Copper-Free Aluminum (Type 6061-T6), Brass (Type 360) or Stainless Steel (Type 304).

Body
Fully machined from solid billet. Unibody design provides enclosed, water-proof wireway and integral heat sink for maximum component life. Integral knuckle for maximum mechanical strength. High temperature, silicone 'O' Ring provides water-tight seal.

Knuckle
The LOCK™ Locking 'O' Ring Compression Knuckle is comprised of two components. The first is integral to the body and features an interior, machined taper. The second is machined from solid billet and features a second, reverse angle taper. The resultant mechanical taper-lock allows a full 180° vertical adjustment without the use of serrated teeth, which inherently limit aiming. High temperature, silicone 'O' Ring provides water-tight seal and compressive resistance to maintain fixture position. Design withstands 75 lb. static load prior to movement to ensure decades of optical alignment. ½" pipe thread for mounting.

Optional 360SL™ additionally provides biaxial source control with 360° horizontal rotation in addition to vertical adjustment.

Cap
Fully machined. Accommodates (1) lens or louver media. Choose from 45° cutoff ('A' or 'D'), or 1° deep bezel with 90° cutoff ('B' or 'E') cap styles. 'A' and 'B' caps include weep-hole for water and debris drainage. 'D' and 'E' caps exclude weep-hole and are for interior use only.

Lens
Shock resistant, tempered, glass lens is factory adhered to fixture cap and provides hermetically sealed optical compartment. Specify soft focus (#12) or rectilinear (#13) lens.

BKSSL®
Integrated solid state system with 'e' technology is scalable for field upgrade. Modular design with electrical quick disconnects permit field maintenance. High power, forward throw source complies with ANSI C78.377 binning requirements. Exceeds ENERGY STAR® lumen maintenance requirements. LM-80 certified components.

Integral, constant current driver, 12VAC/VDC input. 50/60Hz. Proprietary input control scheme achieves power factor correction and eliminates inrush current. Output, over-voltage, open-circuit, and short circuit protected. Inrush current limited to <250mA (non-dimming). Conforms to Safety Std. C22.2 No. 250.13-12.

Dimming
Line voltage dimmable via magnetic low voltage dimmer. For use with low voltage dimmer with dedicated neutral conductor. For purposes of dimming: Remote magnetic transformer with BKSSL® Power of 'e' technology loads should be loaded to 25% of the transformer VA (watts) rated value.

Remote Transformer
For use with 12VAC BKSSL® remote transformer or magnetic transformers only. B-K Lighting cannot guarantee performance with third party manufacturers' transformers.

Adjust-a-Lume® (Pat. Pending)
Integral electronics allows dynamic lumen response at the individual fixture. Indexed (100% to 25% nom.) lumen output. Maintains output at desired level or may be changed as conditions require. Specify factory preset output intensity.

Optics
Interchangeable OPTIKIT™ modules permit field changes to optical distribution. Color-coded for easy reference: Narrow Spot (NSP) = Red. Spot (SP) = Green. Medium Flood (MFL) = Yellow. Wide Flood (WFL) = Blue.

Wiring
XLPE, 18GA, 150C, 600V, rated and certified to UL3321.

Hardware
Tamper-resistant, stainless steel hardware. LOCK™ aiming screw is additionally black oxide treated for additional corrosion resistance.

Finish
StarGuard®, our exclusive RoHs compliant, 15 stage chromate-free process cleans and conversion coats aluminum components prior to application of Class 'A' TGIC polyester powder coating. Brass components are available in powder coat or handcrafted metal finish. Stainless steel components are available in handcrafted metal finish. (Brushed finish for interior use only).

Warranty
3 year limited warranty.

Certification and Listing
ITL tested to IESNA LM-79. UL Listed. Certified to CAN/CSA/ ANSI Standards. RoHs compliant. Suitable for indoor or outdoor use. Suitable for use in wet locations. Suitable for installation within 4' of the ground. IP66 Rated. Made in USA.

RoHS

*Teflon is a registered trademark of DuPont Corporation.
*Energy Star is a registered trademark of the United States Environmental Protection Agency.

B-K LIGHTING	40429 Brickyard Drive • Madera, CA 93636 • USA 559.438.5800 • FAX 559.438.5900 www.bklighting.com • info@bklighting.com	RELEASED 10-24-18	DRAWING NUMBER SUB000930

90+ LIGHTING MR16 GU10 7W

DIMENSIONS

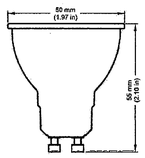

LUMINOUS INTENSITY

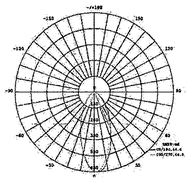

SPECTRAL DISTRIBUTION

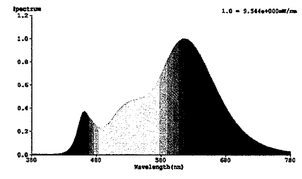

RA – CHART: >90

CRI VALUES | R1-R15

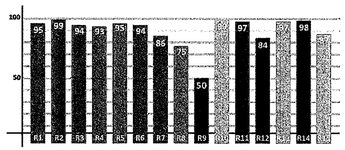

CORE DRILL STEP STAR™

the power of dimming | Adjust-a-Lume® Technology

PROJECT:	
TYPE:	

SIDE VIEW

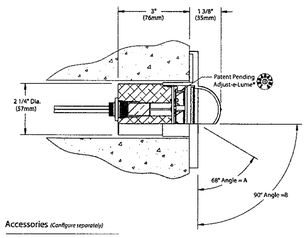

FACEPLATE DETAIL

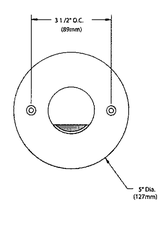

Accessories *(Configure separately)*

Remote options:

All dimensions indicated on this submittal are nominal. Contact Technical Sales if you require more stringent specifications.

SPECIFICATIONS

GreenSource Initiative™
Metal and packaging components are made from recycled materials. Manufactured using renewable solar energy, produced on site. Returnable to manufacturer at end of life to ensure cradle-to-cradle handling. Packaging contains no chlorofluorocarbons (CFC's). Use of this product may qualify for GreenSource efficacy and recycling rebate(s). Consult www.bklighting.com/greensource for program requirements.

Materials
Furnished in Copper-Free Aluminum (Type 360) or Brass (Type 360).

Core Drill
Allows for mounting into existing structures that will not easily accept a standard box. 2-1/2" dia. hole min. 4 3/4" deep required for slip-fit.

Body
Fully machined from solid billet. Unibody design provides enclosed, water-proof wireway and integral heat sink for maximum component life. High temperature, silicone 'O' Ring provides water-tight seal. Provided with hard-coat (Type III) black anodize finish for maximum corrosion resistance. Weather-tight cable connector with 5'0," 18GA, 2 wire low voltage cable.

Faceplate
Cast construction with machined finish. Countersunk holes provide for flush hardware mounting (by others).

Lens
Shock resistant, tempered, glass lens is factory adhered to faceplate and provides hermetically sealed optical compartment.

BKSSL®
Integrated solid state system with 'e' technology is scalable for field upgrade. Modular design with electrical quick disconnects permit field maintenance. High power, forward throw source complies with ANSI C78.377 binning requirements. Exceeds ENERGY STAR® lumen maintenance requirements. LM-80 certified components.

Integral, constant current driver. 12VAC/VDC input. 50/60Hz. Proprietary input control scheme achieves power factor correction and eliminates inrush current. Output, over-voltage, open-circuit, and short circuit protected. Inrush current limited to <1A (non-dimming). Conforms to Safety Std. C22.2 No. 250.13-12.

Dimming
Line voltage dimmable via magnetic low voltage dimmer. For use with low voltage dimmer with dedicated neutral conductor. For purposes of dimming: Remote magnetic transformer with BKSSL® Power of 'e' technology loads should be loaded to 25% of the transformer VA (watts) rated value.

Optics and Cutoff
Rectilinear design provides wide lateral distribution and long forward throw. Choice of 90° or 68° optical cutoff for mounting heights well below typical visual glare angles.

Adjust-a-Lume® (Pat. Pending)
Integral electronics allows dynamic lumen response at the individual fixture. Indexed (100% to 25% nom.) lumen output. Maintains output at desired level or may be changed as conditions require. Specify factory preset output intensity.

Remote Transformer
For use with 12VAC BKSSL® remote transformer or magnetic transformers only. B-K Lighting cannot guarantee performance with third party manufacturers' transformers.

Wiring
Teflon® coated, 18AWG, 600V, 250° C rated and certified to UL 1659 standard Anti-Siphon Valve (ASV™) prevents "wicking" through conductor insulation. Anti-Siphon Valve (ASV™) prevents "wicking" through conductor insulation.

Hardware
Tamper-resistant, stainless steel hardware. Mounting hardware by others.

Finish
StarGuard®, our exclusive RoHs compliant, 15 stage chromate-free process cleans and conversion coats aluminum components prior to application of Class 'A' TGIC polyester powder coating. Brass components are available in powder coat or handcrafted metal finish.

Warranty
5 year limited warranty.

Certification and Listing
ITL tested to IESNA LM-79. UL Listed. Certified to CAN/CSA/ ANSI Standards. RoHs compliant. Suitable for indoor or outdoor use. Suitable for installation in combustible materials (Type Non-IC). Suitable for use in wet locations. Suitable for installation within 4' of the ground. IP65 Rated. Made in USA.

RoHS

*Teflon is a registered trademark of DuPont Corporation.
*Energy Star is a registered trademark of the United States Environmental Protection Agency.

B-K LIGHTING	40429 Brickyard Drive • Madera, CA 93636 • USA 559.438.5800 • FAX 559.438.5900 www.bklighting.com • info@bklighting.com	RELEASED 05-17-17	DRAWING NUMBER SUB000936

EXTOLLO DESIGN
2122 E. SESAME ST.
TEMPE, AZ 85283
480-888-6565

PRELIMINARY NOT FOR CONSTRUCTION
Expires: XX/XX/XX

BLK PATIO ADDITION
7301 E. BUTHERUS DRIVE
SCOTTSDALE, AZ 85024

ELECTRICAL CUT SHEETS

DRAWN: MA

JOB NO. 15-001

DATE: 7.3.18

REVISED:
1 USE PERMIT (12-UP-2018/13-UP-2018) CITY COMMENTS 10.31.18

PRELIMINARY
NOT FOR CONSTRUCTION

Project Contact/Designer: MINDY ADLER
Project # 18472
HAWKINS DESIGN GROUP INC.
ELECTRICAL CONSULTING ENGINEERS
2152 SOUTH VINEYARD AVE, SUITE 107
MESA, ARIZONA 85210
PH. 480.813.9000 FAX. 480.813.9001
EMAIL. email@hawkinsdg.com

All concepts, designs and data indicated on these drawings are the sole property of the Hawkins Design Group Inc., and shall not be used for any other purpose other than originally intended without written permission of the engineer.

DR2.0

12-UP-2018
01/04/2019

Dimensions

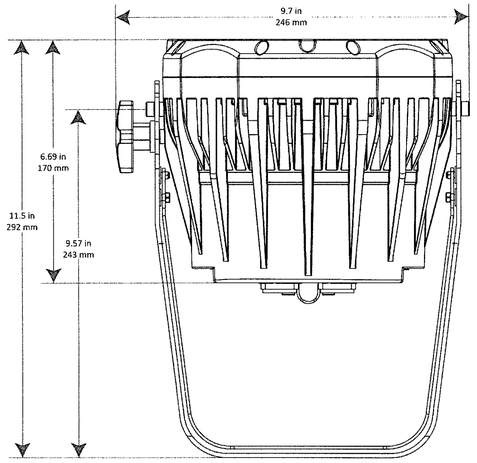

Side View

Technical Specifications

Dimensions and Weight	**Length**	**Width**	**Height**	**Weight**
	8 in (202 mm)	9.7 in (246 mm)	11.5 in (292 mm)	8.8 lb (4 kg)

Note: Dimensions in inches rounded to the nearest decimal digit.

Electrical	**Power Supply Type**	**Range**	**Voltage Selection**
	Switching (internal)	100~240 V, 50/60 Hz	Auto-ranging

Parameter	**120 V, 60 Hz**	**230 V, 50 Hz**
Consumption	87 W	93 W
Operating current	0.73 A	0.4 A
Power linking	14 products	26 products

Power I/O	**U.S./Worldwide**	**Europe**
Power input connector	Neutrik® powerCON® A	Neutrik® powerCON® A
Power output connector	Neutrik® powerCON® B	Neutrik® powerCON® B
Power cord plug	Edison (U.S.)	Local plug

Light Source	**Type**	**Power**	**Lifespan**
	LED	3 W	50,000 hours
	Color	**Quantity**	**Current**
	Tri-color	14	350 mA x 3

Photometrics	**Parameter**	
	Illuminance @ 5 m	806 lx
	Beam angle	15°
	Field angle	28°
	Strcbe rate	0~20 Hz

Thermal	**Max. External Temperature**	**Cooling System**
	104 °F (40 °C)	Convection

DMX	**I/O Connectors**	**Connector Type**	**Channel Range**
	3- and 5-pin XLR	Sockets	3, 4, 5, 9, 13

Ordering	**Product**	**Item Code**	**Item Number**
	COLORado™ 1-Tri Tour	01030097	781462204228

RoHS
UL 1573
CSA C22.2 No. 166
E113093

COLORado™ 1-TRI TOUR

User Manual

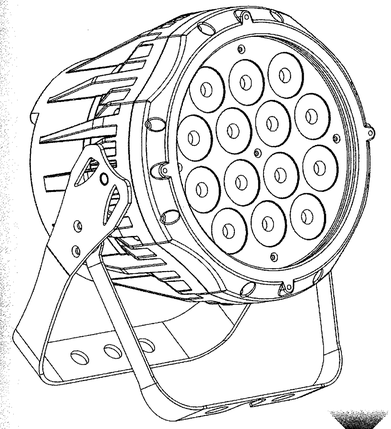

CHAUVET PROFESSIONAL

2. Introduction

Product Description

The COLORado™ 1-Tri Tour is an RGB wash product based on 14 tri-color (RGB) LEDs. It consists of a single pod with a double-bracket mounting yoke. The AC power comes directly into the fixture's housing through a Neutrik® powerCON A socket. The power linking uses a Neutrik® powerCON B socket. The DMX input and output sockets are of the 3-pin and 5-pin XLR type. The COLORado™ 1-Tri Tour uses a display-based control panel for programming functions.

Features

- 3-, 4-, 5-, 9-, or 13-channel tri-color LED wash product
- Operating modes:
  - 3-channel: HSV control
  - 3-channel: RGB control
  - 4-channel: RGB, dimmer
  - 5-channel: RGB, dimmer, strobe
  - 9-channel: RGB, dimmer, macro, strobe, auto/custom, auto speed, dimmer speed
  - 13-channel: RGB, dimmer, strobe, macro, auto/custom, dimmer speed, auto speed
- RGB color mixing with or without DMX control
- IP20-rated

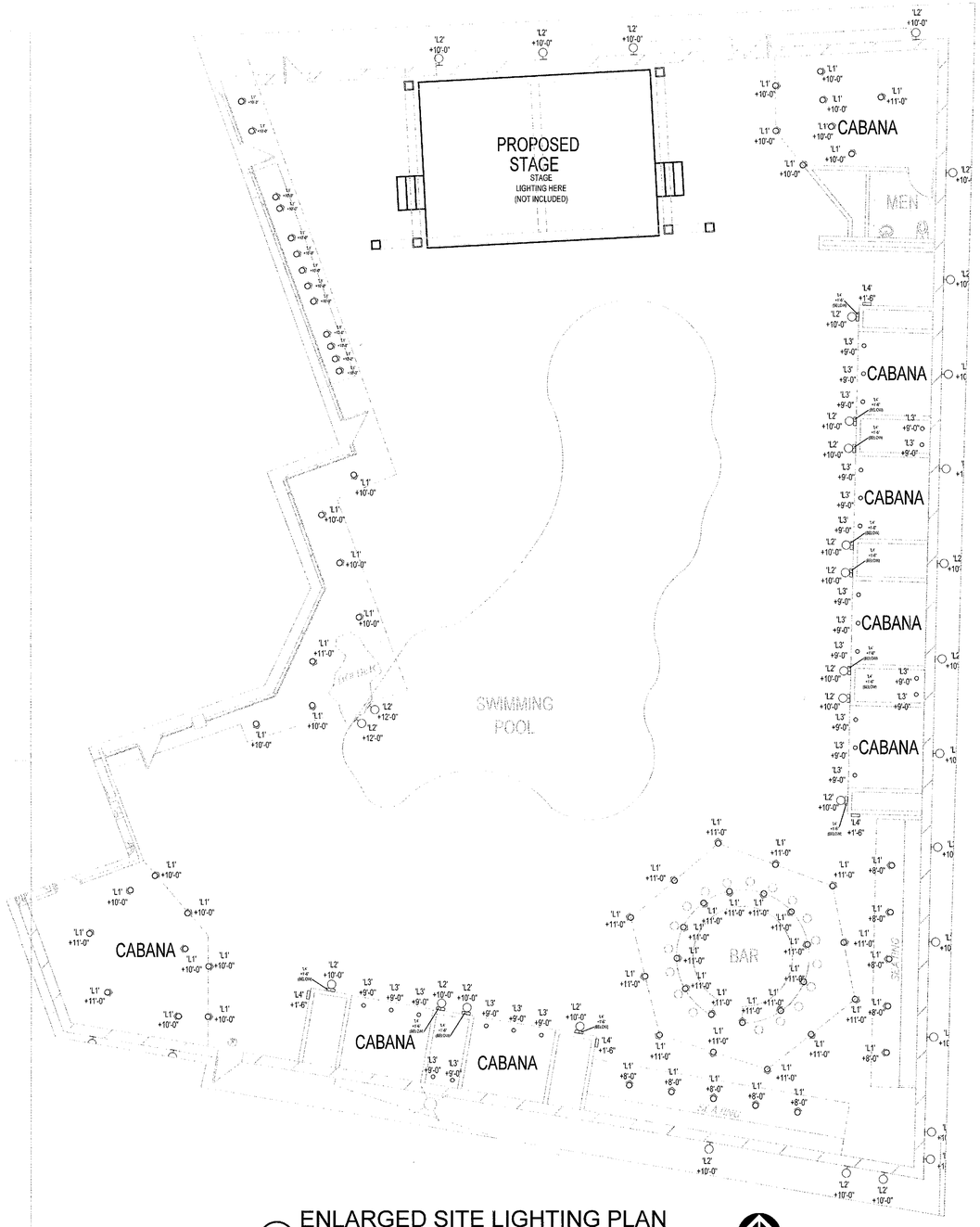

ENLARGED SITE LIGHTING PLAN

1/8" = 1'-0"

NOTE TO CITY: SEE SHEET (UP 5) FOR LIGHT SPECIFICATIONS. LIGHT SPECIFICATIONS SHOW ON THIS SHEET ARE FOR THE THEATRICAL STAGE LIGHTS ONLY. THESE STAGE LIGHTS ARE NOT INCLUDED ON THE PHOTOMETRIC PLAN.

EXTOLLO DESIGN
2122 E. SESAME ST.
TEMPE, AZ 85283
480-388-6568

REFERENCE ONLY
NOT FOR CONSTRUCTION

BLK USE PERMIT
7301 E. BUTHERUS DRIVE
SCOTTSDALE, AZ 85024

ENLARGED LIGHTING SITE PLAN

DRAWN: JTP

JOB NO. 15-001

DATE: 7.3.18

REVISED:

1 USE PERMIT (12-UP-2018/13-UP-201-
CITY COMMENTS 11.30.18

1
UP 2

12-UP-2018
01/04/2019

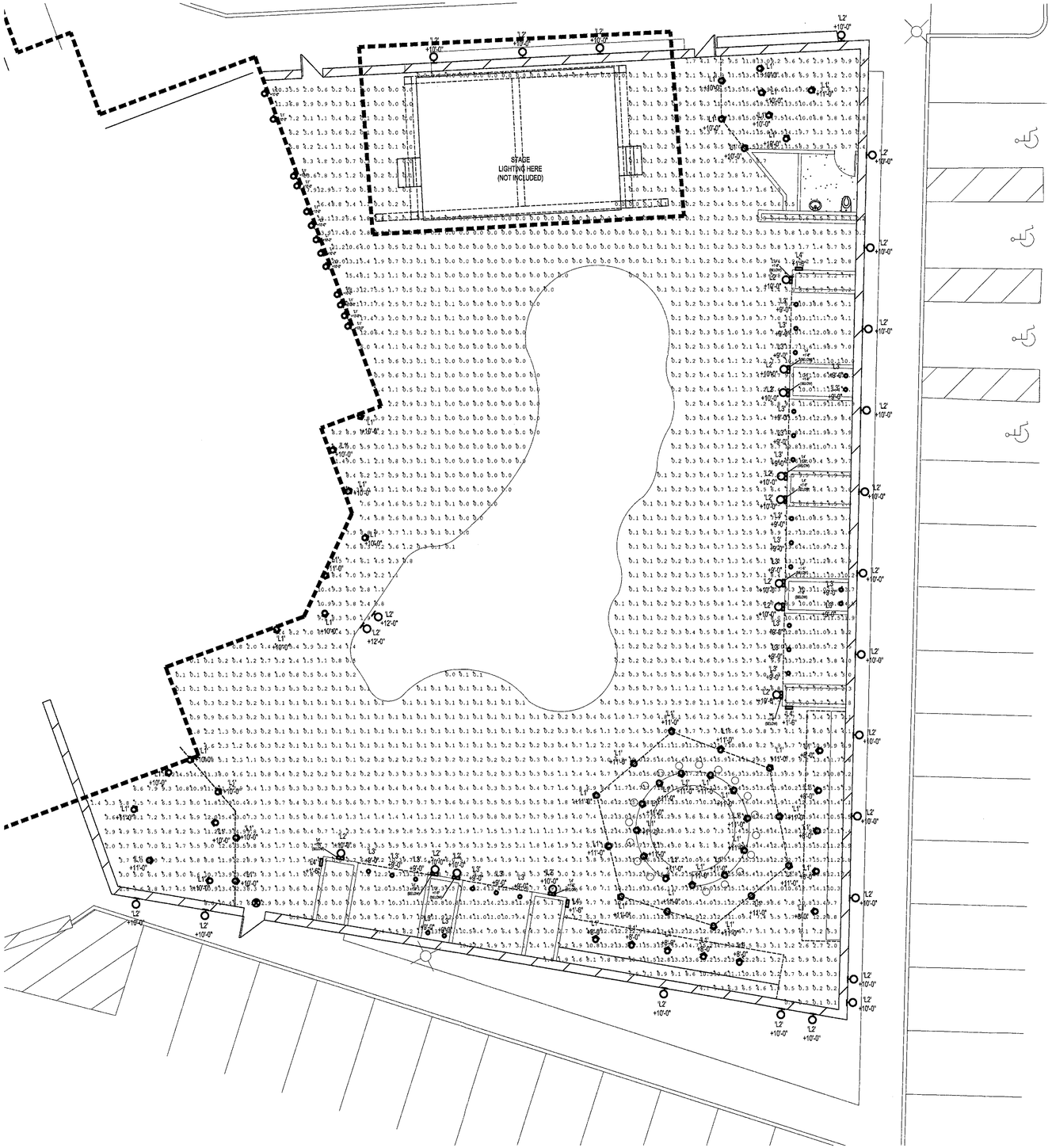

ELECTRICAL SITE PLAN

1/8" = 1'-0"

Luminaire Schedule								
Symbol	Qty	Label	Arrangement	LLF	Description	Tag	Lum. Lumens	Lum. Watts	[MANUFAC]
⊙	71	L1	SINGLE	0.900	NS-LED-e66-WFL-12, AR-LED-TR-e66-WFL-12, AR-LED-RM-e66-WFL-12, DS-LED-e66-WFL-12	VARIES	462	6.8	B-K LIGHTING, INC.
⊙	24	L3	SINGLE	0.900	SE-350_006_MR16_7W_40_570lm_3	VARIES	625	6.5	90+ LIGHTING
□	16	L4	SINGLE	0.900	CD-SS-LED-e66-A	VARIES	31	6.37	B-K LIGHTING, INC.

Calculation Summary							
Label	CalcType	Units	Avg	Max	Min	Avg/Min	Max/Min
Patio_Planar	Illuminance	Fc	4.51	23.9	0.0	N.A.	N.A.

PRELIMINARY
NOT FOR CONSTRUCTION

Project Contact/Designer: MINDY ADLER
Project # 18472
HAWKINS DESIGN GROUP INC.
ELECTRICAL CONSULTING ENGINEERS
2152 SOUTH VINEYARD AVE, SUITE 107
MESA, ARIZONA 85210
PH. 480.813.9000 FAX. 480.813.9001
EMAIL email@hawkinsdg.com

All concepts, designs and data indicated on these drawings are the sole property of the Hawkins Design Group Inc., and shall not be used for any other purpose other than originally intended without written permission of the engineer.

EXTOLLO DESIGN
2122 E. SESAME ST.
TEMPE, AZ 85283
480-888-6565

PRELIMINARY NOT FOR CONSTRUCTION
Expires: XX/XX/XX

BLK PATIO ADDITION

7301 E. BUTHERUS DRIVE
SCOTTSDALE, AZ 85024

ELECTRICAL SITE PLAN

DRAWN: MA

JOB NO. 15-001

DATE: 7.3.18

REVISED:

1 USE PERMIT (12-UP-2018/13-UP-2018) CITY COMMENTS 10.31.18

DR1.0

12-UP-2018
01/04/2019

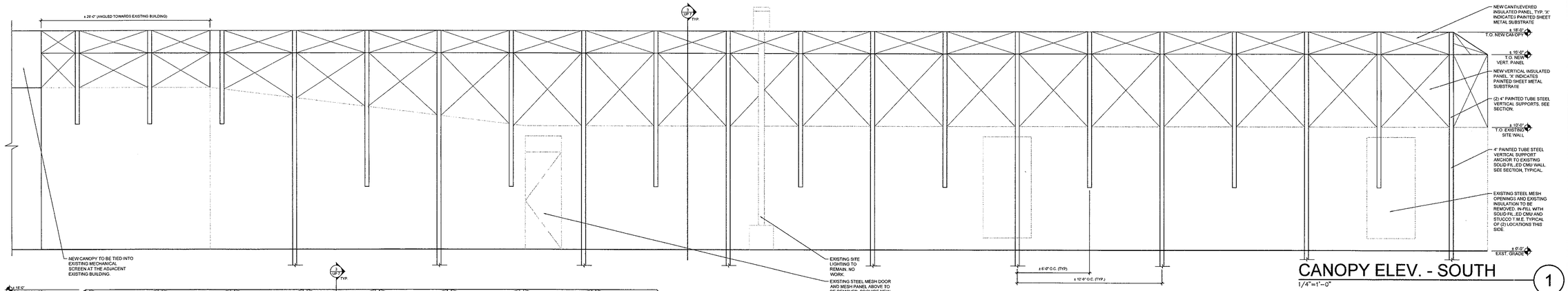

CANOPY ELEV. - SOUTH
1/4"=1'-0" 1

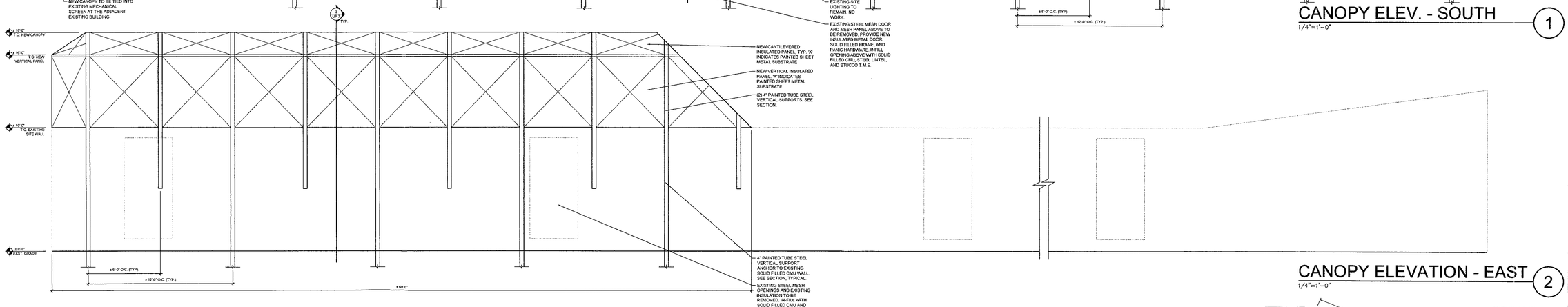

CANOPY ELEVATION - EAST
1/4"=1'-0" 2

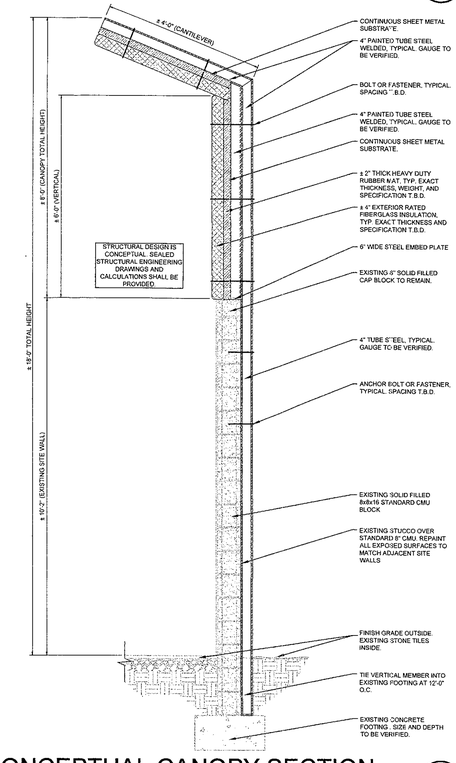

CONCEPTUAL CANOPY SECTION
3/4"=1'-0" 3

EXTOLLO DESIGN
2122 E. SPEARME ST.
TEMPE, AZ 85283
480-838-8555

REFERENCE ONLY
NOT FOR CONSTRUCTION

BLK PATIO ADDITION
7301 E. BUTHERUS DRIVE
SCOTTSDALE, AZ 85024

SOUND MITIGATION ELEVATIONS/SECTIONS

DRAWN: JTP

JOB NO. 15-001

DATE: 7.3.18

REVISED:

1 USE PERMIT (12-UP-2018/13-UP-2018) CITY COMMENTS 11.30.18

1 UP 7

12-UP-2018
01/04/2019

STAGE PHOTO #1
(LOOKING NORTHWEST)
N.T.S.
4



STAGE PHOTO #1
(LOOKING NORTH)
N.T.S.
5

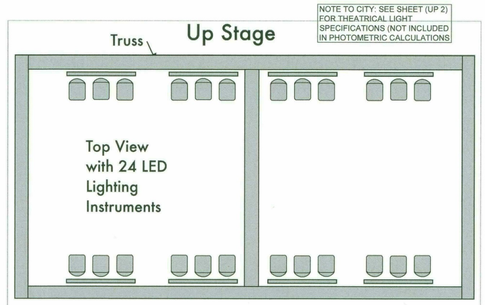

Note: All lights are mounted above the stage and aimed onto the stage deck where the artists perform. There are 24 total LED instruments; 12 upstage and 12 down stage.

ENLARGED STAGE
CEILING PLAN (PROPOSED)
N.T.S.
2

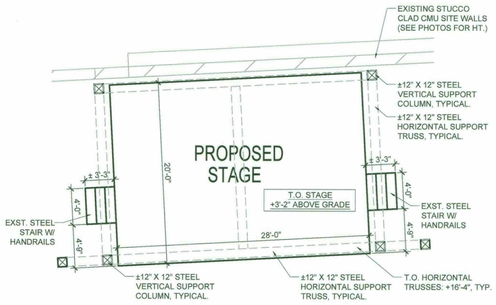

ENLARGED STAGE
FLOOR PLAN (PROPOSED)
1/8" = 1'-0"
1



STAGE PHOTO #1
(LOOKING WEST)
N.T.S.
3

EXTOLLO DESIGN
2122 E. SESAME ST.
TEMPE, AZ 85283
480-888-6565

REFERENCE ONLY
NOT FOR CONSTRUCTION

BLK PATIO ADDITION
7301 E. BUTHERUS DRIVE
SCOTTSDALE, AZ 85024

STAGE PLANS & PHOTOS

DRAWN: JTP

JOB NO. 15-001
DATE: 7.3.18
REVISED:
1 USE PERMIT (12-UP-2018/13-UP-201
CITY COMMENTS 11.30.18

1
UP 4
12-UP-2018
01/04/2019

± 13'-4"
(T.O. WALL, TYPICAL)

± 9'-4"
(T.O. WALL, TYPICAL)

SOUTH ELEVATION
N.T.S.
3

± 16'-0"
(T.O. MECH. SCREEN)

± 16'-6"
(T.O. STAGE TRUSS)

± 9'-4"
(T.O. WALL, TYPICAL)

NORTH ELEVATION
N.T.S.
1

WEST ELEVATION
N.T.S.
4

± 16'-6"
(T.O. STAGE TRUSS)

± 13'-4"
(T.O. WALL AT CORNER)

± 9'-4"
(T.O. WALL , TYPICAL)

EAST ELEVATION
N.T.S.
2

EXTOLLO
DESIGN
2122 E. SESAME ST.
TEMPE, AZ 85283
480-888-6565

REFERENCE ONLY
NOT FOR CONSTRUCTION

BLK PATIO ADDITION
7301 E. BUTHERUS DRIVE
SCOTTSDALE, AZ 85024

SITE PHOTOS / ELEVATION INFO.

DRAWN: JTP

JOB NO. 15-001

DATE: 7.3.18

REVISED:

1 USE PERMIT (12-UP-2018/13-UP-201
CITY COMMENTS 11.30.18

1
UP 3
12-UP-2018
01/04/2019

Development Application

CITY OF SCOTTSDALE

Development Application Type:
Please check the appropriate box of the Type(s) of Application(s) you are requesting

Zoning		Development Review		Signs	
☐	Text Amendment (TA)	☐	Development Review (Major) (DR)	☐	Master Sign Program (MS)
☐	Rezoning (ZN)	☐	Development Review (Minor) (SA)	☐	Community Sign District (MS)
☐	In-fill Incentive (II)	☐	Wash Modification (WM)	Other:	
☑	Conditional Use Permit (UP)	☐	Historic Property (HP)	☐	Annexation/De-annexation (AN)
Exemptions to the Zoning Ordinance		Land Divisions (PP)		☐	General Plan Amendment (GP)
☐	Hardship Exemption (HE)	☐	Subdivisions	☐	In-Lieu Parking (IP)
☐	Special Exception (SX)	☐	Condominium Conversion	☐	Abandonment (AB)
☐	Variance (BA)	☐	Perimeter Exceptions	Other Application Type Not Listed	
☐	Minor Amendment (MA)	☐	Plat Correction/Revision	☐	

Project Name: BLK Live Restaurant & Music

Property's Address: 7301 E. Butherus

Property's Current Zoning District Designation:

The property owner shall designate an agent/applicant for the Development Application. This person shall be the owner's contact for the City regarding this Development Application. The agent/applicant shall be responsible for communicating all City information to the owner and the owner application team.

Owner: Jeffrey S. Benice	**Agent/Applicant:** George Pasquel III
Company: SDL Restaurant Group LLC	**Company:** Withey Morris, PLC
Address: 14988 N 78th Way, Scottsdale 85260	**Address:** 2525 E. Arizona Biltmore Cir Phx 85016
Phone: 714.641.3600 **Fax:** N/A	**Phone:** 602.230.0600 **Fax:** N/A
E-mail: JSB@JeffreyBenice.com	**E-mail:** George@WitheyMorris.com
Designer: Cory Wiebers	**Engineer:** N/A
Company: CW Architecture	**Company:**
Address: 10628 N. 71st Place Scottsdale 85254	**Address:**
Phone: 480.264.7273 **Fax:** N/A	**Phone:** **Fax:**
E-mail: CoryW@CWArchitecture.net	**E-mail:**

Please indicate in the checkbox below the requested review methodology (please see the descriptions on page 2).

- *This is not required for the following Development Application types: AN, AB, BA, II, GP, TA, PE and ZN. These applications[1] will be reviewed in a format similar to the Enhanced Application Review methodology.*

☑	**Enhanced Application Review:**	I hereby authorize the City of Scottsdale to review this application utilizing the Enhanced Application Review methodology.
☐	**Standard Application Review:**	I hereby authorize the City of Scottsdale to review this application utilizing the Standard Application Review methodology.

Owner Signature

Agent/Applicant Signature

Official Use Only Submittal Date: Development Application No.:

12-UP-2018
07/20/18

BLK Live Conditional Use Permit – Bar Use

PROJECT NARRATIVE

In 2011, the City Council approved zoning Case No. 33-UP-2011, a Conditional Use Permit for a Bar Use for an existing restaurant. In 2014, the City Council approved Case No. 12-UP-2013, a Conditional Use Permit for Live Entertainment for an existing bar and restaurant establishment. The venue originally operated as more of a Hip Hop and dance club venue.

In recent years, the establishment has successfully operated a high-end restaurant within the building and live music shows on the large, roughly 10,000 sqft exterior patio. In 2016, a new, 2,500 sqft patio was approved on the northwest side of the building (Case No. 409-SA-2016) to enable outdoor dining for the restaurant. The purpose of this application is to update the Bar Use CUP to encompass this new restaurant patio. No other changes are being requested.

The restaurant typically, operates six (6) days a week from 4pm to 10pm Tuesday through Friday and noon to close Saturday and Sunday. The menu includes a variety of high-end servings including Wagyu filet, ribeye and salmon, as well as classic salads and appetizers. The restaurant also offers an extensive wine and champagne list.

APPROVAL CRITERIA

The City of Scottsdale Zoning Ordinance Sec. 1.400 Conditional Use Permits, sets forth the following approval criteria:

A. Granting the CUP will not be materially detrimental to the public health, safety or welfare. In reaching this conclusion, consideration shall include, but not be limited to, the following factors: (1) Damage or nuisance arising from noise, smoke, odor, dust, vibration or illumination; (2) impact on surrounding area resulting from and unusual volume or character of traffic.

Approval of the CUP request will not be materially detrimental to the public health, safety or welfare. Noise mitigation measures have, and will continue to be taken, and the venue will continue to be in compliance with the City's noise ordinance and requirements. The project will not emit smoke, odor, dust, vibration, or illumination such that damage or nuisance occurs. It is also important to note the venue is adjacent to an active airport runway which contributes to the ambient conditions of the area. Traffic patterns in the area are already well established.

B. The characteristics of the proposed use are reasonably compatible with the types of uses in the surrounding areas.

The new patio is compatible with the characteristics of the existing venue which already operates as a restaurant and live music venue The small patio only acts as an extension of the existing restaurant

C The additional conditions specified in Ordinance Sec 1.403, as applicable, have been satisfied

1.403 C - Bars, Cocktail Lounges, and/or After-Hours Establishments:

1. **The use shall not disrupt existing balance of daytime / nighttime uses:**

   The use will not disrupt the existing balance of daytime / nighttime uses As noted, the establishment is already in operation and the CUP is only being adjusted to incorporate the new, existing patio If anything, the use will assist with further maintaining a well-proportioned daytime/nighttime balance of uses by encouraging additional restaurant patrons

2 **The use shall not disrupt pedestrian-oriented daytime activities.**

   The use will enhance pedestrian-oriented daytime activities by creating a better visual connection from the establishment to the public right-of-way and thus a more enjoyable pedestrian experience A classic tenet of good, pedestrian-oriented design is a visual connection from private property to the adjacent public right of way

3. **If the site is located within the Downtown Overlay (DO) district then**
   - **a The use shall not encourage displacement of daytime retail uses unless it can be demonstrated that the proposed use shall promote diversity of first floor uses along the street**
   - **b. The required parking for the use shall be within six hundred (600) feet of the property and shall not be separated from the property by a major or minor arterial street**

   The property is not located within the Downtown Overlay

4. **If the use is located within five hundred (500) feet of a residential use or district then.**
   - **a The use shall not adversely impact residential uses**
   - **b The use shall provide methods of buffering residential uses**

   The use is not located within 500 ft of a known residential use or district The closest residential district is roughly 3/4 of a mile away and located on the other side of the existing airport runway, or across the major thoroughfare of Scottsdale Road Nonetheless, efforts have been made, and continue to be made to mitigate potential concerns

5. **An active management and security plan shall be created, approved, implemented, maintained, and enforced for the business.**

   The establishment currently operates under an approved management and security plan and will be updated to reflect the adjustments made with this application and the accompanying live entertainment application.

6. **The applicant shall create a written exterior refuse control plan for approval by the City.**

   The establishment currently operates under an exterior refuse control plan approved by the City and no changes are proposed.

7. **The applicant shall demonstrate how noise and light generated by the use shall be mitigated.**

   The project will comply with all noise and light ordinances and policies in place within the City of Scottsdale. Noise and light will be mitigated through proper management of such activities, as well as the use of sound dampening materials and the proper placement of lighting.

8. **The applicant shall demonstrate that the use shall meet required parking and shall not exceed capacity for traffic in the area.**

   The use meets the required parking per City code and will not exceed traffic capacity for the area. Current calculations note required parking of 141 stalls. 119 stalls exist on-site stalls and (22) additional off-site stalls are under contract at 7333 E Butherus Drive. The stalls are within 500 feet of the subject property.

CONCLUSION

The requested Conditional Use Permit involves a small change to the previously approved CUP. The request also meets or exceeds the approval requirements noted in the zoning ordinance and described in detail above. The small, existing patio improves the streetscape connection and overall pedestrian-oriented experience while providing dining patrons with a comfortable, outdoor dining option. Approval of this request will not be detrimental to any adjacent properties or uses and will help maintain another quality amenity for Scottsdale residents and visitors alike.

Please feel free to contact me if you have any questions, or if you need any additional information.

BAR

Submittal Date: _____ Project No.: 924 -PA- 2017

Conditional Use Permit

Development Application Checklist

CITY OF SCOTTSDALE

Minimal Submittal Requirements:

At your pre-application meeting, your project coordinator will identify which items indicated on this Development Application checklist are required to be submitted. A Development Application that does not include all items indicated on this checklist may be rejected immediately. A Development Application that is received by the City does not constitute that the application meets the minimum submittal requirements to be reviewed.

In addition to the items on this checklist, to avoid delays in the review of your application, all Plans, Graphics, Reports and other additional information that is to be submitted shall be provided in accordance with the:

- requirements specified in the Plan & Report Requirements For Development Applications Checklist;
- Design Standards & Policies Manual;
- requirements of Scottsdale Revised Code (including the Zoning Ordinance); and
- stipulations, include any additional submittal requirements identified in the stipulations, of any Development Application approved prior to the submittal of this application.

If you have any question regarding the information above, or items indicated on this application checklist, please contact your project coordinator. His/her contact information is on the page 8 of this application.

Please be advised that a Development Application received by the City that is inconsistent with information submitted with the corresponding pre-application may be rejected immediately, and may be required to submit a separate: pre-application, a new Development Application, and pay all additional fees.

Prior to application submittal, please research original zoning case history to find the original adopted ordinance(s) and exhibit(s) to confirm the zoning for the property. This will help to define your application accurately. The City's full-service Records Department can assist.

PART I -- GENERAL REQUIREMENTS

Req'd	Rec'd	Description of Documents Required for Complete Application. No application shall be accepted without all items marked below.
☑	☑	1. **Conditional Use Permit Application Checklist** (this list)
☑	☑	2. **Application Fee** $ 615.00 (subject to change every July)
☑	☐	3. **Completed Development Application Form** (form provided) • The applicant/agent shall select a review methodology on the application form (Enhanced Application Review or Standard Application Review). • If a review methodology is not selected, the application will be review under the Standard Application Review methodology. Prior to application submittal, please research original zoning case history to find the original adopted

12-UP-2018
07/20/18

		ordinance(s) and exhibit(s) to confirm the zoning for the property. This will help to define your application accurately. The City's full-service Records Department can assist.
☐ N/A	☐ N/A	**4. Request to Submit Concurrent Development Applications** (form provided)
		5. Proposition 207 wavier or refusal (Delay submittal until after the Planning Commission Hearing (sample agreement information provided)
☑	☐	**6. Letter of Authorization** (from property owner(s) if property owner did not sign the application form)
☑	☐	**7. Affidavit of Authorization to Act for Property Owner** (required if the property owner is a corporation, trust, partnership, etc. and/or the property owner(s) will be represented by an applicant that will act on behalf of the property owner(form provided)
☑	☐	**8. Appeal of Required Dedications or Exactions** (form provided)
☑ N/A	☐ N/A	**9. Commitment for Title Insurance – No older than 30 days from the submittal date** (requirements form provided) • 8-1/2" x 11" – **1 copy** • Include complete Schedule A and Schedule B.
☑	☐	**10. Legal Description:** (if not provided in Commitment for Title Insurance) • 8-1/2" x 11" – **2 copies**
☑	☐	**11. Request for Site Visits and/or Inspections Form** (form provided)
		12. Addressing Requirements (forms provided)
☑	☐	**13. Neighborhood Notification Process Requirements:** (form provided) delayed • Provide one copy of the Neighborhood Notification Report • If substantial modifications are made to an application, additional notification may be required by the Zoning Administrator, or designee. When required, provide one copy of the Neighborhood Notification Report addendum.
		14. Request for Neighborhood Group Contact information (form provided)
☑	☐	**15. Site Posting Requirements:** (form provided (white and red signs) delayed • Affidavit of Posting for Project Under Consideration • Affidavit of Posting for Planning Commission Public Hearing **(Delayed submittal)**. Affidavit must be turned in 20 days prior to Planning Commission hearing) • Affidavit of Posting for City Council Public Hearing **(Delayed submittal)**. Affidavit must be turned in 20 days prior to City Council hearing)
☑	☐	**16. Photo Exhibit of Existing Conditions: Printed digital photos on 8-1/2"x11" Paper** – (form provided) • Provide 1 color original set and 1 - 8-1/2" x 11"
☐ N/A	☐ N/A	**17. Archaeological Resources** (information sheets provided) ☐ Archaeology Survey and Report - **3 copies** ☐ Archaeology 'Records Check' Report Only - **3 copies** ☐ Copies of Previous Archeological Research - **1 copy**
☑	☐	**18. Completed Airport Vicinity Development Checklist** – Your property is located within the vicinity of the Scottsdale Municipal Airport (within 20,000 foot radius of the runway; information packet provided)

		☐ Airport Data Page ☐ Aviation Fuel Dispensing Installation Approval form

PART II -- REQUIRED NARRATIVE, PLANS & RELATED DATA

Req'd	Rec'd	Description of Documents Required for Complete Application. No application shall be accepted without all items marked below.
		19. Plan & Report Requirements For Development Applications Checklist (form provided)
☒ N/A	☐	**20. Results of ALTA Survey (24" x 36") FOLDED** • 24" x 36" – **1 copy**, folded (The ALTA Survey shall not be more than 30 days old)
☑	☑	**21. Application Narrative** • 8 ½" x 11" – **4 copies** a. The application narrative shall include: • A one paragraph explanation of the request. This shall be no greater than a half page. • Each of the Conditional Use Permit criteria specify in Section 1.401 of the Zoning ordinance. After each criterion, provide narrative response. • Each of the Additional Conditional Use Permit criteria specify in Section 1.403 of the Zoning ordinance. After each additional criterion, provide narrative response. ☒ Bar ☐ Live Entertainment ☐ Other b. Historic Property. If the property is an existing or potential historic property, describing how the proposal preserves the historic character or compliance with property's existing Historic Preservation Plan.
☑	☐	**22. Security, Maintenance & Operations Plan (For Bars and Live Entertainment)** (form provided) • Required for any of the following uses: ▪ Live entertainment (other than DJ) ▪ Medical marijuana Use / Caregiver Cultivation Need updated plan (currently have old tres compadres) • The Security, Maintenance & Operations Plan shall be accepted and signed by the Scottsdale Police Department prior to the submittal of the Conditional Use Permit application. See the provided form for instructions.
☑	☐	**23. Public Safety Plan** (form provided) • Required for any of the following uses: ▪ Establishments that require age verification for admittance, such as a Bar ▪ Teen dance centers ▪ Adult uses ▪ Establishments that have a Disc Jockey (DJ) • The Public Safety Plan accepted and signed by the Scottsdale Police Department prior to the submittal of the Conditional Use Permit application. See the provided form for instructions.

☑	☐	**24. Context Aerial with the proposed site improvements superimposed** N/A • 24" x 36" – **2 color copies**, folded • 11" x 17" – **1 color copy**, folded • 8 ½" x 11" – **1 color copy** (quality suitable for reproduction) Aerial shall not be more than 1 year old and shall include and overlay of the site plan showing lot lines, tracts, easements, street locations/names and surrounding zoning for a radius from the site of: _____ 750 foot radius from site _____ 1/4 mile radius from site _____ Other: _____
☑	☑	**25. Site Plan** IO scope of work (stage) • 24" x 36" – **11 copies**, folded • 11" x 17" – **1 copy**, folded (quality suitable for reproduction) • 8 ½" x 11" – **1 copies** (quality suitable for reproduction) • Digital - **1 copy** (Text and drawing shall be black and white, and in the DWF format)
☐	☐	**26. Open Space Plan (Site Plan Worksheet)** (sample provided) N/A • 24" x 36" – **2 copies**, folded • 11" x 17" – **1 copy**, folded (quality suitable for reproduction) • 8 ½" x 11" – **1 copy** (quality suitable for reproduction) • Digital – **1 copy** (Text and drawing shall be black and white, and in the DWF format)
☐	☐	**27. Natural Area Open Space Plan** (ESL Areas) • 24" x 36" – **2 copies**, folded • 11" x 17" – **1 copy**, folded (quality suitable for reproduction)
☐	☐	**28. Topography and slope analysis plan** (ESL Areas) • 24" x 36" – **1 copy**, folded
☐	☐	**29. Landscape Plan** • 24" x 36" – **2 copies**, folded of black and white line drawings (a grayscale copy of the color Landscape Plan will not be accepted.) • 11" x 17" – **1 copy**, folded (quality suitable for reproduction) • 8 ½" x 11" – **1 copy** (quality suitable for reproduction) • Digital – **1 copy** (Text and drawing shall be black and white, and in the DWF format)
☐	☐	**30. Hardscape Plan** • 24" x 36" – **2 copies**, folded of black and white line drawings (a grayscale copy of the color Landscape Plan will not be accepted.) • 11" x 17" – **1 copy**, folded (Text and drawing shall be black and white, and in the DWF format)

☐ N/A	**31. Parking Plan** • 24" x 36" – **1 copy**, folded • 11" x 17" – **1 copy**, folded (quality suitable for reproduction) • 8 ½" x 11" – **1 color copy** (quality suitable for reproduction) • Digital – **1 copy** (Text and drawing shall be black and white, and in the DWF format)
☐	**32. Parking Master Plan** See the City's Zoning Ordinance, Article IX for specific submittal and content requirements for Parking Master Plan. The report shall be bound (3 ring, GBC or coil wire, no staples) with card stock front and back covers, and must include all required exhibits. • 8-1/2" x 11" - **2 copies**
☐	**33. Pedestrian and Vehicular Circulation** • 24" x 36" – **1 copy**, folded • 11" x 17" – **1 copy**, folded (quality suitable for reproduction) • 8 ½" x 11" – **1 copy** (quality suitable for reproduction) • Digital – **1 copy** (Text and drawing shall be black and white, and in the DWF format)
☐	**34. Elevations** • 24" x 36" – **2 copies**, folded black and white line drawing (a grayscale copy of the color elevations will not be accepted.) • 24" x 36" – **2 color copies**, folded • 11" x 17" – **1 color copy**, folded (quality suitable for reproduction) • 11" x 17" – **1 copy**, folded black and white line drawing (quality suitable for reproduction) • 8 ½" x 11" – **1 color copy**, (quality suitable for reproduction) • 8 ½" x 11" – **1 copy** black and white line drawing (quality suitable for reproduction) • Digital – 1 copy (Text and drawing shall be black and white, and in the DWF format)
☑	☐ **35. Floor Plans** • 24" x 36" – **1 copy**, folded • 11" x 17" - **1 copy**, folded (quality suitable for reproduction)
☑	☐ **36. Floor Plan Worksheet(s)** (Required for restaurants, bars or development containing there-of, and multi-family developments): • 24" x 36" – **1 copy**, folded • 11" x 17" - **1 copy**, folded (quality suitable for reproduction) • Digital – **1 copy** (Text and drawing shall be black and white, and in the DWF format)

☐	☐	**37. Exterior Lighting Site Plan** (policy provided) N/A • 24" x 36" – **1 copy,** folded • 11" x 17" – **1 copy,** folded (Text and drawing shall be black and white, and in the DWF format)
		38 Exterior Lighting Photometric Analysis • 24" x 36" – **1 copy,** folded • 11" x 17" – **1 copy,** folded (Text and drawing shall be black and white, and in the DWF format)
☐	☐	**39 Manufacturer Cut Sheets of All Proposed Lighting** • 24" x 36" – **1 copy,** folded • 11" x 17" – **1 copy,** folded (Text and drawing shall be black and white, and in the DWF format)
☐	☐	**40 Drainage Report** (information provided) See the City's Design Standards & Policies Manual for specific submittal and content requirements for drainage report The report shall be bound (3 ring, GBC or coil wire, no staples) with card stock front and back covers, and must include all required exhibits, full color aerial, topography maps and preliminary grading and drainage plans Full size plans/maps shall be folded and contained in pockets • 8-1/2" x 11" - **2 copies** of the Drainage Report including full size plans/maps in pockets
☐	☐	**41 Master Drainage Plan** See the City's Design Standards & Policies Manual for specific submittal and content requirements for Master Drainage Report The report shall be bound (3 ring, GBC or coil wire, no staples) with card stock front and back covers, and must include all required exhibits, full color aerial, topography maps and preliminary grading and drainage plans Full size plans/maps shall be folded and contained in pockets • 8-1/2" x 11" - **2 copies** of the Drainage Report including full size plans/maps in pockets
☐	☐	**42 Basis of Design Report for Water and Wastewater** See the City's Design Standards & Policies Manual for specific submittal and content requirements for Basis of Design Report for Water The report shall be bound (3 ring, GBC or coil wire, no staples) with card stock front and back covers, and must include all required exhibits, and plans • 8-1/2" x 11" - **2 copies** of the Basis of Design Report for Water including full size plans/maps in pockets

☐	☐ N/A	**43 Basis of Design Report for Wastewater** See the City's Design Standards & Policies Manual for specific submittal and content requirements for Design Report for Wastewater The report shall be bound (3 ring, GBC or coil wire, no staples) with card stock front and back covers, and must include all required exhibits, and plans • 8-1/2" x 11" - **2 copies** of the Basis of Design Report for Wastewater including full size plans/maps in pockets
☐	☐	**44 Transportation Impact & Mitigation Analysis (TIMA)** (information provided) Please review the City's Design Standards & Policies Manual and Transportation Impact and Mitigation Analysis Requirements provided with the application material for the specific requirements The report shall be bound (3 ring, GBC or coil wire, no staples) with card stock front and back covers, and must include all required exhibits, and plans ☐ Category 1 Study ☐ Category 2 Study ☐ Category 3 Study • 8-1/2" x 11" - **3 copies** of the Transportation Impact & Mitigation Analysis
☐	☐	**45 Native Plant Submittal** • 24" x 36" – **1 copy**, folded (Aerial with site plan overlay to show spatial relationships of existing protected plants and significant concentrations on vegetation to proposed development) • See Sec 7 504 of the Zoning Ordinance for specific submittal requirements
☒	☐	**46 Other Plans and Report Requirements** • Please submit all plans, reports, and graphics stipulated in an associated Development application (such as a rezoning, Conditional Use Permit, abandonment, preliminary plat, etc) • 24" x 36" – **1 copy**, folded (Plans and graphics) • 8-1/2" x 11" - **3 copies** of any report
☐	☐	**47 Other** _____

Conditional Use Permit Application Checklist

PART III – SUBMITTAL OF THE DEVELOPMENT APPLICATION

Req'd	Rec'd	Description of Documents Required for Complete Application No application shall be accepted without all items marked below
☑	☐	48 An appointment must be scheduled to submit this application To schedule your submittal meeting please call 480-312-7767 Request a submittal meeting with a Planning Specialist and provide your case pre-app number, 924-PA-2019
☑	☐	49 Submit all items indicated on this checklist pursuant to the submittal requirements
☑	☐	50 **Delayed Submittal** Additional copies of all or certain required submittal indicated items above will be required at the time your Project Coordinator is preparing the public hearing report(s) Your Project Coordinator will request these items at that time, and they are to be submitted by the date indicated in the request
☐	☐	51 Other _____
☑		52 *If you have any question regarding this application checklist, please contact your Project Coordinator* Coordinator Name (print) BRYAN CLIFF Phone Number 480-312-2258 Coordinator email bcluff @scottsdaleaz gov Date 12/21/18 Coordinator Signature _____ If the Project Coordinator is no-longer available, please contact the Current Planning Director at the phone number in the footer of this page if you have any question regarding this application checklist This application needs a ☒ New Project Number, or ☐ A New Phase to an old Project Number _____

Required Notice

Pursuant to A.R.S. §9-836, an applicant/agent may request a clarification from the City regarding an interpretation or application of a statute, ordinance, code or authorized substantive policy, or policy statement. Requests to clarify an interpretation or application of a statute, ordinance, code, policy statement administered by the Planning and Development Services, including a request for an interpretation of the Zoning Ordinance, shall be submitted in writing to the One Stop Shop to the attention of the Planning and Development Services Director. All such requests must be submitted in accordance with the A.R.S. §9-839 and the City's applicable administrative policies available at the Planning and Development Services' One Stop Shop, or from the city's website: http://www.scottsdaleaz.gov/building-resources/forms

Planning and Development Services
One Stop Shop
Planning and Development Services Director
7447 E. Indian School Rd, Suite 105
Scottsdale, AZ 85251
Phone: (480) 312-7000

Development Applications Process

Enhanced Application Review

Conditional Use Permit (UP)

CITY OF SCOTTSDALE

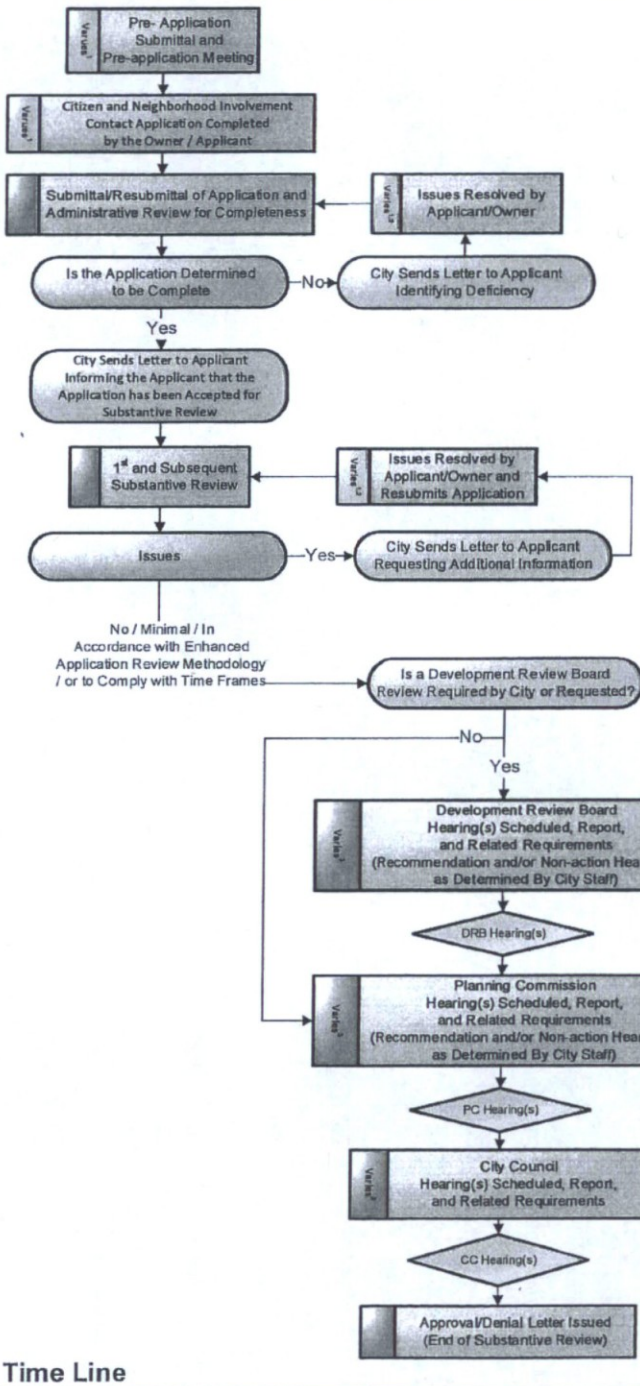

Enhanced Application Review Methodology

Within the parameters of the Regulatory Bill-of-Rights of the Arizona Revised Statues, the Enhanced Application Review method is intended to increase the likelihood that the applicant will obtain an earlier favorable written decision or recommendation upon completion of the city's reviews. To accomplish this objective, the Enhanced Application Review allows:

- the applicant and City staff to maintain open and frequent communication (written, electronic, telephone, meeting, etc.) during the application review;
- City staff and the applicant collaboratively work together regarding an application; and
- City staff to make requests for additional information and the applicant to submit revisions to address code, ordinance, or policy deficiencies in an expeditious manner.

Generally, the on-going communication and the collaborative work environment will allow the review of an application to be expedited within the publish Staff Review Time frames.

Note:

1. Time period determined by owner/applicant.
2. All reviews and time frames are suspended from the date a the letter is issued requesting additional information until the date the City receives the resubmittal from the owner/ applicant.
3. The substantive review, and the overall time frame time is suspended during the public hearing processes.
4. Owner/applicant may agree to extend the time frame by 25 percent

Time Line

Administrative Review	Substative Review	Public Hearing Process	Approval/Denial
15 Staff Working Days Per Review	95 Total Staff Working Days, Multiple Reviews In This Time Frame[2,3,4]	Time Frames Vary[3]	Letter Issued

Planning and Development Services

7447 E Indian School Road Suite 105, Scottsdale, AZ 85251 Phone: 480-312-7000 Fax: 480-312-7088

Development Applications Process

Standard Application Review

Conditional Use Permit (UP)

CITY OF SCOTTSDALE

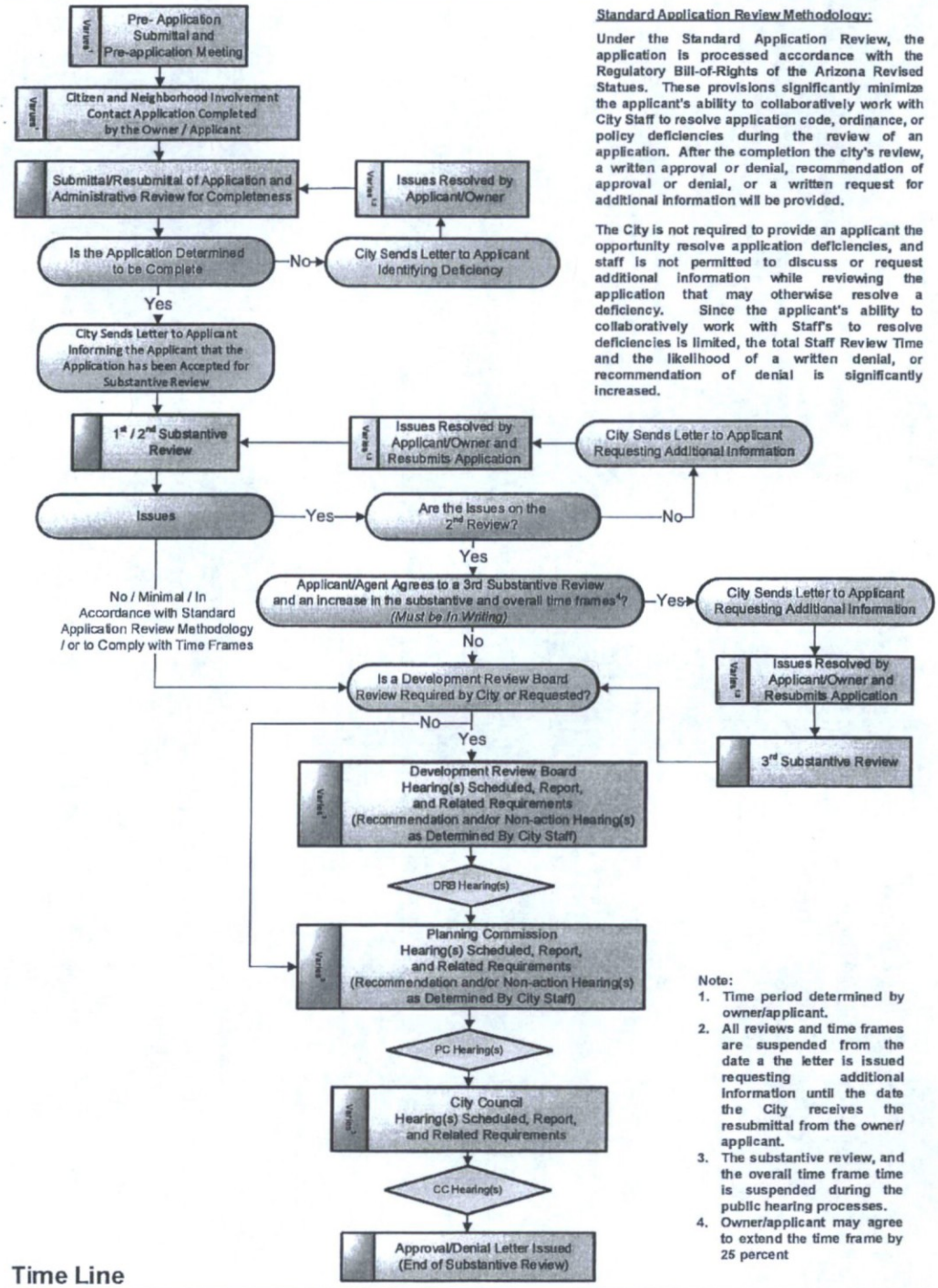

Standard Application Review Methodology:

Under the Standard Application Review, the application is processed accordance with the Regulatory Bill-of-Rights of the Arizona Revised Statues. These provisions significantly minimize the applicant's ability to collaboratively work with City Staff to resolve application code, ordinance, or policy deficiencies during the review of an application. After the completion the city's review, a written approval or denial, recommendation of approval or denial, or a written request for additional information will be provided.

The City is not required to provide an applicant the opportunity resolve application deficiencies, and staff is not permitted to discuss or request additional information while reviewing the application that may otherwise resolve a deficiency. Since the applicant's ability to collaboratively work with Staff's to resolve deficiencies is limited, the total Staff Review Time and the likelihood of a written denial, or recommendation of denial is significantly increased.

Note:

1. Time period determined by owner/applicant.
2. All reviews and time frames are suspended from the date a the letter is issued requesting additional information until the date the City receives the resubmittal from the owner/ applicant.
3. The substantive review, and the overall time frame time is suspended during the public hearing processes.
4. Owner/applicant may agree to extend the time frame by 25 percent

Time Line

Administrative Review	Substative Review	Public Hearing Process	Approval/Denial
15 Staff Working Days Per Review	95 Total Staff Working Days, Two Reviews In This Time Frame[2,3,4]	Time Frames Vary[3]	Letter Issued

Development Application
Review Methodologies

Review Methodologies

The City of Scottsdale maintains a business and resident friendly approach to new development and improvements to existing developments. In order to provide for flexibility in the review of Development Applications, and Applications for Permitting, the City of Scottsdale provides two methodologies from which an owner or agent may choose to have the City process the application. The methodologies are:

1. ***Enhanced Application Review Methodology***

   Within the parameters of the Regulatory Bill-of-Rights of the Arizona Revised Statutes, the Enhanced Application Review method is intended to increase the likelihood that the applicant will obtain an earlier favorable written decision or recommendation upon completion of the city's reviews. To accomplish this objective, the Enhanced Application Review allows:

   - the applicant and City staff to maintain open and frequent communication (written, electronic, telephone, meeting, etc.) during the application review;
   - City staff and the applicant to collaboratively work together regarding an application; and
   - City staff to make requests for additional information and the applicant to submit revisions to address code, ordinance, or policy deficiencies in an expeditious manner.

   Generally, the on-going communication and the collaborative work environment will allow the review of an application to be expedited within the published Staff Review Time frames.

2. ***Standard Application Review Methodology:***

   Under the Standard Application Review, the application is processed in accordance with the Regulatory Bill-of-Rights of the Arizona Revised Statutes. These provisions significantly minimize the applicant's ability to collaboratively work with City Staff to resolve application code, ordinance, or policy deficiencies during the review of an application. After the completion the city's review, a written approval or denial, recommendation of approval or denial, or a written request for additional information will be provided.

   The City is not required to provide an applicant the opportunity to resolve application deficiencies, and staff is not permitted to discuss or request additional information that may otherwise resolve a deficiency during the time the City has the application. Since the applicant's ability to collaboratively work with Staff's to resolve deficiencies is limited, the total Staff Review Time and the likelihood of a written denial, or recommendation of denial is significantly increased.

In addition to the information above, please review the Development Application, and/or the Application for Permitting flow charts. These flow charts provide a step-by-step graphic representation of the application processes for the associated review methodologies.

Note:

1. Please see the Current Planning Services and Long Range Planning Services Substantive Policy Statements and Staff Review Timeframes for Development Applications, number III.

12-UP-2018
07/20/18

Development Application

Arizona Revised Statues Notice

CITY OF SCOTTSDALE

§9-834. Prohibited acts by municipalities and employees; enforcement; notice

A. A municipality shall not base a licensing decision in whole or in part on a licensing requirement or condition that is not specifically authorized by statute, rule, ordinance or code. A general grant of authority does not constitute a basis for imposing a licensing requirement or condition unless the authority specifically authorizes the requirement or condition.

B. Unless specifically authorized, a municipality shall avoid duplication of other laws that do not enhance regulatory clarity and shall avoid dual permitting to the maximum extent practicable.

C. This section does not prohibit municipal flexibility to issue licenses or adopt ordinances or codes.

D. A municipality shall not request or initiate discussions with a person about waiving that person's rights.

E. This section may be enforced in a private civil action and relief may be awarded against a municipality. The court may award reasonable attorney fees, damages and all fees associated with the license application to a party that prevails in an action against a municipality for a violation of this section.

F. A municipal employee may not intentionally or knowingly violate this section. A violation of this section is cause for disciplinary action or dismissal pursuant to the municipality's adopted personnel policy.

G. This section does not abrogate the immunity provided by section 12-820.01 or 12-820.02.

12-UP-2018
07/20/18

City of Scottsdale Cash Transmittal

**** DUPLICATE ****

116066

116066
10 01142936
7/20/2018 PLN-1STOP
JOGAZ HP600G2040
7/20/2018 3:44 PM
$615.00

**** DUPLICATE ****

Received From :

Rocco Visnjic
7301 E. Butherus Dr.
Scottsdale , AZ 85260
(602) 705-3353

Bill To :

Rocco Visnjic
7301 E. Butherus Dr.
Scottsdale , AZ 85260
(602) 705-3353

Reference #	924-PA-2017			**Issued Date**	7/20/2018
Address	7301 E BUTHERUS DR			**Paid Date**	7/20/2018
Subdivision	THUNDERBIRD INDUSTRIAL AIRPARK NO. 02			**Payment Type**	CHECK
Marketing Name		**Lot Number**	21	**Cost Center**	
MCR	118-10	**Metes/Bounds**	No	**Jurisdiction**	SCOTTSDALE
APN	215-56-024B	**Gross Lot Area**	0	**Water Zone**	
Owner Information		**NAOS Lot Area**	0	**Water Type**	
Jeffrey Benice 7301 E. Butherus Dr. Scottsdale , AZ 85260 (602) 705-3353		**Net Lot Area**	0	**Sewer Type**	
		Number of Units	1	**Meter Size**	
		Density		**QS**	34-45

Code	Description	Additional	Qty	Amount	Account Number
3175	USE PERMIT APPLICATION		1	$615.00	100-21300-44221

12-UP-2018
07/20/18

SIGNED BY ROCCO VISNJIC ON 7/20/2018

Total Amount **$615.00**

(When a credit card is used as payment I agree to pay the above total amount according to the Card Issuer Agreement.)

3" and larger water meter fees are based on cost recovery. The city will contact the owner of the construction permit if additional funds are due. Payment will be due within 30 days notification.

TO HAVE WATER METER SET - CALL 480-312-5650 AND REFER TO TRANSMITTAL # 116066

CITY OF SCOTTSDALE

Planning and Development Services Division

7447 East Indian School Road
Scottsdale, Arizona 85251

Date: 7-11-2018

Contact Name: GEORGE PASQUEL III

Firm Name: WITHEY MORRIS, PLC

Address: 2525 E. ARIZONA BILTMORE CIRCLE

City, State, Zip: PHX, AZ 85016

RE: Application Accepted for Review.

924 - PA - 2017

Dear GEORGE PASQUEL III :

It has been determined that your Development Application for BLK LIVE has been accepted for review.

Upon completion of the Staff's review of the application material, I will inform you in writing or electronically either: 1) the steps necessary to submit additional information or corrections; 2) the date that your Development Application will be scheduled for a public hearing or, 3) City Staff will issue a written or electronic determination pertaining to this application. If you have any questions, or need further assistance please contact me.

Sincerely,

Name: _____

Title: _____

Phone Number: (480) 312 - _____

Email Address: _____ @ScottsdaleAZ.gov

12-UP-2018
07/20/18

CITY OF SCOTTSDALE

Planning and Development Services Division

7447 East Indian School Road
Scottsdale, Arizona 85251

Date _____

Contact Name _____

Firm Name _____

Address _____

City, State, Zip _____

RE Minimal Submittal Comments

_____ - PA - _____

Dear _____

It has been determined that your Development Application for _____
Does not contain the minimal information, and has not been accepted for review

Please refer to the application checklist and the Minimal Information to be Accepted for Review Checklist, and the Plan & Report Requirements pertaining to the minimal information necessary to be accepted for review

PLEASE CALL 480-312-7000 TO SCHEDULE A RESUBMITTAL MEETING WITH ME PRIOR TO YOUR PLANNED RESUBMITTAL DATE DO NOT DROP OFF ANY RESUBMITTAL MATERIAL WITHOUT A SCHEDULED MEETING THIS WILL HELP MAKE SURE I'M AVAILABLE TO REVIEW YOUR RESUBMITTAL AND PREVENT ANY UNNECESSARY DELAYS RESUBMITTAL MATERIAL THAT IS DROPPED OFF MAY NOT BE ACCEPTED AND RETURNED TO THE APPLICANT

These **Minimal Submittal Comments** are valid for a period of 180 days from the date on this letter The Zoning Administrator may consider an application withdrawn if a revised submittal has not been received within 180 days of the date of this letter (Section 1 305 of the Zoning Ordinance)

Sincerely,

Name _____

Title _____

Phone Number (480) 312 - _____

Email Address _____ @ScottsdaleAZ gov

BLK Live Conditional Use Permit – Bar Use

PROJECT NARRATIVE

In 2011, the City Council approved zoning Case No. 33-UP-2011, a Conditional Use Permit for a Bar Use for an existing restaurant. In 2014, the City Council approved Case No. 12-UP-2013, a Conditional Use Permit for Live Entertainment for an existing bar and restaurant establishment. The venue originally operated as more of a Hip Hop and dance club venue.

In recent years, the establishment has successfully operated a high-end restaurant within the building and live music shows on the large, roughly 10,000 sqft exterior patio. In 2016, a new, 2,500 sqft patio was approved on the northwest side of the building (Case No. 409-SA-2016) to enable outdoor dining for the restaurant. The purpose of this application is to update the Bar Use CUP to encompass this new restaurant patio. No other changes are being requested.

The restaurant typically, operates six (6) days a week from 4pm to 10pm Tuesday through Friday and noon to close Saturday and Sunday. The menu includes a variety of high-end servings including Wagyu filet, ribeye and salmon, as well as classic salads and appetizers. The restaurant also offers an extensive wine and champagne list.

APPROVAL CRITERIA

The City of Scottsdale Zoning Ordinance Sec. 1.400 Conditional Use Permits, sets forth the following approval criteria:

A. **Granting the CUP will not be materially detrimental to the public health, safety or welfare. In reaching this conclusion, consideration shall include, but not be limited to, the following factors: (1) Damage or nuisance arising from noise, smoke, odor, dust, vibration or illumination; (2) impact on surrounding area resulting from and unusual volume or character of traffic.**

   Approval of the CUP request will not be materially detrimental to the public health, safety or welfare. Noise mitigation measures have, and will continue to be taken, and the venue will continue to be in compliance with the City's noise ordinance and requirements. The project will not emit smoke, odor, dust, vibration, or illumination such that damage or nuisance occurs. It is also important to note the venue is adjacent to an active airport runway which contributes to the ambient conditions of the area. Traffic patterns in the area are already well established.

B. **The characteristics of the proposed use are reasonably compatible with the types of uses in the surrounding areas.**

The new patio is compatible with the characteristics of the existing venue which already operates as a restaurant and live music venue. The small patio only acts as an extension of the existing restaurant.

C. The additional conditions specified in Ordinance Sec. 1.403, as applicable, have been satisfied.

1.403.C - Bars, Cocktail Lounges, and/or After-Hours Establishments:

1. **The use shall not disrupt existing balance of daytime / nighttime uses:**

   The use will not disrupt the existing balance of daytime / nighttime uses. As noted, the establishment is already in operation and the CUP is only being adjusted to incorporate the new, existing patio. If anything, the use will assist with further maintaining a well-proportioned daytime/nighttime balance of uses by encouraging additional restaurant patrons.

2. **The use shall not disrupt pedestrian-oriented daytime activities.**

   The use will enhance pedestrian-oriented daytime activities by creating a better visual connection from the establishment to the public right-of-way and thus a more enjoyable pedestrian experience. A classic tenet of good, pedestrian-oriented design is a visual connection from private property to the adjacent public right of way.

3. **If the site is located within the Downtown Overlay (DO) district then:**
   a. **The use shall not encourage displacement of daytime retail uses unless it can be demonstrated that the proposed use shall promote diversity of first floor uses along the street.**
   b. **The required parking for the use shall be within six hundred (600) feet of the property and shall not be separated from the property by a major or minor arterial street**

   The property is not located within the Downtown Overlay.

4. **If the use is located within five hundred (500) feet of a residential use or district then:**
   a. **The use shall not adversely impact residential uses.**
   b. **The use shall provide methods of buffering residential uses.**

   The use is not located within 500 ft. of a known residential use or district. The closest residential district is roughly 3/4 of a mile away and located on the other side of the existing airport runway, or across the major thoroughfare of Scottsdale Road. Nonetheless, efforts have been made, and continue to be made to mitigate potential concerns.

5. **An active management and security plan shall be created, approved, implemented, maintained, and enforced for the business**

   The establishment currently operates under an approved management and security plan and will be updated to reflect the adjustments made with this application and the accompanying live entertainment application

6. **The applicant shall create a written exterior refuse control plan for approval by the City**

   The establishment currently operates under an exterior refuse control plan approved by the City and no changes are proposed

7. **The applicant shall demonstrate how noise and light generated by the use shall be mitigated**

   The project will comply with all noise and light ordinances and policies in place within the City of Scottsdale Noise and light will be mitigated through proper management of such activities, as well as the use of sound dampening materials and the proper placement of lighting

8. **The applicant shall demonstrate that the use shall meet required parking and shall not exceed capacity for traffic in the area.**

   The use meets the required parking per City code and will not exceed traffic capacity for the area Current calculations note required parking of 141 stalls 119 stalls exist on-site stalls and (22) additional off-site stalls are under contract at 7333 E Butherus Drive The stalls are within 500 feet of the subject property

CONCLUSION

The requested Conditional Use Permit involves a small change to the previously approved CUP The request also meets or exceeds the approval requirements noted in the zoning ordinance and described in detail above The small, existing patio improves the streetscape connection and overall pedestrian-oriented experience while providing dining patrons with a comfortable, outdoor dining option Approval of this request will not be detrimental to any adjacent properties or uses and will help maintain another quality amenity for Scottsdale residents and visitors alike

Please feel free to contact me if you have any questions, or if you need any additional information

BLK Live Conditional Use Permit – Bar Use

PROJECT NARRATIVE

In 2011, the City Council approved zoning Case No. 33-UP-2011, a Conditional Use Permit for a Bar Use for an existing restaurant. In 2014, the City Council approved Case No. 12-UP-2013, a Conditional Use Permit for Live Entertainment for an existing bar and restaurant establishment. The venue originally operated as more of a Hip Hop and dance club venue.

In recent years, the establishment has successfully operated a high-end restaurant within the building and live music shows on the large, roughly 10,000 sqft exterior patio. In 2016, a new, 2,500 sqft patio was approved on the northwest side of the building (Case No. 409-SA-2016) to enable outdoor dining for the restaurant. The purpose of this application is to update the Bar Use CUP to encompass this new restaurant patio. No other changes are being requested.

The restaurant typically, operates six (6) days a week from 4pm to 10pm Tuesday through Friday and noon to close Saturday and Sunday. The menu includes a variety of high-end servings including Wagyu filet, ribeye and salmon, as well as classic salads and appetizers. The restaurant also offers an extensive wine and champagne list.

APPROVAL CRITERIA

The City of Scottsdale Zoning Ordinance Sec. 1.400 Conditional Use Permits, sets forth the following approval criteria:

A. Granting the CUP will not be materially detrimental to the public health, safety or welfare. In reaching this conclusion, consideration shall include, but not be limited to, the following factors: (1) Damage or nuisance arising from noise, smoke, odor, dust, vibration or illumination; (2) impact on surrounding area resulting from and unusual volume or character of traffic.

Approval of the CUP request will not be materially detrimental to the public health, safety or welfare. Noise mitigation measures have, and will continue to be taken, and the venue will continue to be in compliance with the City's noise ordinance and requirements. The project will not emit smoke, odor, dust, vibration, or illumination such that damage or nuisance occurs. It is also important to note the venue is adjacent to an active airport runway which contributes to the ambient conditions of the area. Traffic patterns in the area are already well established.

B. The characteristics of the proposed use are reasonably compatible with the types of uses in the surrounding areas.

The new patio is compatible with the characteristics of the existing venue which already operates as a restaurant and live music venue. The small patio only acts as an extension of the existing restaurant.

C. The additional conditions specified in Ordinance Sec. 1.403, as applicable, have been satisfied.

1.403.C - Bars, Cocktail Lounges, and/or After-Hours Establishments:

1. **The use shall not disrupt existing balance of daytime / nighttime uses:**

   The use will not disrupt the existing balance of daytime / nighttime uses. As noted, the establishment is already in operation and the CUP is only being adjusted to incorporate the new, existing patio. If anything, the use will assist with further maintaining a well-proportioned daytime/nighttime balance of uses by encouraging additional restaurant patrons.

2. **The use shall not disrupt pedestrian-oriented daytime activities.**

   The use will enhance pedestrian-oriented daytime activities by creating a better visual connection from the establishment to the public right-of-way and thus a more enjoyable pedestrian experience. A classic tenet of good, pedestrian-oriented design is a visual connection from private property to the adjacent public right of way.

3. **If the site is located within the Downtown Overlay (DO) district then:**
   a. **The use shall not encourage displacement of daytime retail uses unless it can be demonstrated that the proposed use shall promote diversity of first floor uses along the street.**
   b. **The required parking for the use shall be within six hundred (600) feet of the property and shall not be separated from the property by a major or minor arterial street**

   The property is not located within the Downtown Overlay.

4. **If the use is located within five hundred (500) feet of a residential use or district then:**
   a. **The use shall not adversely impact residential uses.**
   b. **The use shall provide methods of buffering residential uses.**

   The use is not located within 500 ft. of a known residential use or district. The closest residential district is roughly 3/4 of a mile away and located on the other side of the existing airport runway, or across the major thoroughfare of Scottsdale Road. Nonetheless, efforts have been made, and continue to be made to mitigate potential concerns.

5. **An active management and security plan shall be created, approved, implemented, maintained, and enforced for the business.**

   The establishment currently operates under an approved management and security plan and will be updated to reflect the adjustments made with this application and the accompanying live entertainment application.

6. **The applicant shall create a written exterior refuse control plan for approval by the City.**

   The establishment currently operates under an exterior refuse control plan approved by the City and no changes are proposed.

7. **The applicant shall demonstrate how noise and light generated by the use shall be mitigated.**

   The project will comply with all noise and light ordinances and policies in place within the City of Scottsdale. Noise and light will be mitigated through proper management of such activities, as well as the use of sound dampening materials and the proper placement of lighting.

8. **The applicant shall demonstrate that the use shall meet required parking and shall not exceed capacity for traffic in the area.**

   The use meets the required parking per City code and will not exceed traffic capacity for the area. Current calculations note required parking of 141 stalls. 119 stalls exist on-site stalls and (22) additional off-site stalls are under contract at 7333 E Butherus Drive. The stalls are within 500 feet of the subject property.

CONCLUSION

The requested Conditional Use Permit involves a small change to the previously approved CUP. The request also meets or exceeds the approval requirements noted in the zoning ordinance and described in detail above. The small, existing patio improves the streetscape connection and overall pedestrian-oriented experience while providing dining patrons with a comfortable, outdoor dining option. Approval of this request will not be detrimental to any adjacent properties or uses and will help maintain another quality amenity for Scottsdale residents and visitors alike.

Please feel free to contact me if you have any questions, or if you need any additional information.

BLK Live Conditional Use Permit – Bar Use

PROJECT NARRATIVE

In 2011, the City Council approved zoning Case No. 33-UP-2011, a Conditional Use Permit for a Bar Use for an existing restaurant. In 2014, the City Council approved Case No. 12-UP-2013, a Conditional Use Permit for Live Entertainment for an existing bar and restaurant establishment. The venue originally operated as more of a Hip Hop and dance club venue.

In recent years, the establishment has successfully operated a high-end restaurant within the building and live music shows on the large, roughly 10,000 sqft exterior patio. In 2016, a new, 2,500 sqft patio was approved on the northwest side of the building (Case No. 409-SA-2016) to enable outdoor dining for the restaurant. The purpose of this application is to update the Bar Use CUP to encompass this new restaurant patio. No other changes are being requested.

The restaurant typically, operates six (6) days a week from 4pm to 10pm Tuesday through Friday and noon to close Saturday and Sunday. The menu includes a variety of high-end servings including Wagyu filet, ribeye and salmon, as well as classic salads and appetizers. The restaurant also offers an extensive wine and champagne list.

APPROVAL CRITERIA

The City of Scottsdale Zoning Ordinance Sec. 1.400 Conditional Use Permits, sets forth the following approval criteria:

A. Granting the CUP will not be materially detrimental to the public health, safety or welfare. In reaching this conclusion, consideration shall include, but not be limited to, the following factors: (1) Damage or nuisance arising from noise, smoke, odor, dust, vibration or illumination; (2) impact on surrounding area resulting from and unusual volume or character of traffic.

Approval of the CUP request will not be materially detrimental to the public health, safety or welfare. Noise mitigation measures have, and will continue to be taken, and the venue will continue to be in compliance with the City's noise ordinance and requirements. The project will not emit smoke, odor, dust, vibration, or illumination such that damage or nuisance occurs. It is also important to note the venue is adjacent to an active airport runway which contributes to the ambient conditions of the area. Traffic patterns in the area are already well established.

B. The characteristics of the proposed use are reasonably compatible with the types of uses in the surrounding areas.

The new patio is compatible with the characteristics of the existing venue which already operates as a restaurant and live music venue The small patio only acts as an extension of the existing restaurant

C. The additional conditions specified in Ordinance Sec 1 403, as applicable, have been satisfied.

1.403 C - Bars, Cocktail Lounges, and/or After-Hours Establishments

1. The use shall not disrupt existing balance of daytime / nighttime uses

The use will not disrupt the existing balance of daytime / nighttime uses As noted, the establishment is already in operation and the CUP is only being adjusted to incorporate the new, existing patio If anything, the use will assist with further maintaining a well-proportioned daytime/nighttime balance of uses by encouraging additional restaurant patrons

2 The use shall not disrupt pedestrian-oriented daytime activities

The use will enhance pedestrian-oriented daytime activities by creating a better visual connection from the establishment to the public right-of-way and thus a more enjoyable pedestrian experience A classic tenet of good, pedestrian-oriented design is a visual connection from private property to the adjacent public right of way

3 If the site is located within the Downtown Overlay (DO) district then
- **a The use shall not encourage displacement of daytime retail uses unless it can be demonstrated that the proposed use shall promote diversity of first floor uses along the street**
- **b The required parking for the use shall be within six hundred (600) feet of the property and shall not be separated from the property by a major or minor arterial street**

The property is not located within the Downtown Overlay

4 If the use is located within five hundred (500) feet of a residential use or district then
- **a. The use shall not adversely impact residential uses.**
- **b The use shall provide methods of buffering residential uses.**

The use is not located within 500 ft of a known residential use or district The closest residential district is roughly 3/4 of a mile away and located on the other side of the existing airport runway, or across the major thoroughfare of Scottsdale Road Nonetheless, efforts have been made, and continue to be made to mitigate potential concerns

5 **An active management and security plan shall be created, approved, implemented, maintained, and enforced for the business.**

The establishment currently operates under an approved management and security plan and will be updated to reflect the adjustments made with this application and the accompanying live entertainment application

6 **The applicant shall create a written exterior refuse control plan for approval by the City.**

The establishment currently operates under an exterior refuse control plan approved by the City and no changes are proposed

7. **The applicant shall demonstrate how noise and light generated by the use shall be mitigated.**

The project will comply with all noise and light ordinances and policies in place within the City of Scottsdale Noise and light will be mitigated through proper management of such activities, as well as the use of sound dampening materials and the proper placement of lighting

8 **The applicant shall demonstrate that the use shall meet required parking and shall not exceed capacity for traffic in the area.**

The use meets the required parking per City code and will not exceed traffic capacity for the area Current calculations note required parking of 141 stalls 119 stalls exist on-site stalls and (22) additional off-site stalls are under contract at 7333 E Butherus Drive The stalls are within 500 feet of the subject property

CONCLUSION

The requested Conditional Use Permit involves a small change to the previously approved CUP The request also meets or exceeds the approval requirements noted in the zoning ordinance and described in detail above The small, existing patio improves the streetscape connection and overall pedestrian-oriented experience while providing dining patrons with a comfortable, outdoor dining option Approval of this request will not be detrimental to any adjacent properties or uses and will help maintain another quality amenity for Scottsdale residents and visitors alike

Please feel free to contact me if you have any questions, or if you need any additional information

Routing Sheet

BAR

1st Submittal or **Resubmittal** (←circle one)

(Stip Review Added - Except AB)

12-UP-2018
07/20/18

Public Hearing Case Type (circle one):														Administrative Case Type (circle one):						
AB	AN	BA	DR	GP	HE	HP	II	IP	PE	PP	TA	UP	ZN	Other:	HP	MD	MN	MS	SA	WM	Other:

Coordinator: _____ Pre-App #: 924-PA-2017 Date Submitted: _____ PC/CC Track: _____ BOA Track: _____

Admin Staff: _____ Case #: _____ Comments Due: _____ DRB Track: _____ Other: _____

Review Team: (For additional documents, please view the case file.)		Design Review (Steve Venker)	Engineering Group (Eliana Hayes)	Transportation Eng (Phil Kercher)	Transportation Pln (Greg Davies)	Fire Group (Scott Stanek)	Drainage (Richard Anderson)	GIS (Tanya H.)	Airport (Sarah Ferrara)	Maps (Eliana Hayes)	Land Survey (Dwayne Haught)	Archaeological (Steve Venker)	Long Range Pln (Taylor Reynolds)	Water Resources name:	Other:
☐ Digital File	Narrative	☐	☐	☐ x2	☐	☐	☐	☐	☐	☐	☐	☐	☐	☐	☐
☐ Digital File	Site Plan	☐	☐	☐ x2	☐	☐ x2	☐	☐	☐	☐	☐	☐	☐	☐	☐
☐ Digital File	Alta Survey		☐												☐
☐ Digital File	Grading & Drainage Plan		☐				☐								☐
☐ Digital File	Context Aerial Site Plan Overlay		☐			☐									☐
☐ Digital File	Phasing Plan		☐			☐									☐
☐ Digital File	Site Details		☐			☐									☐
☐ Digital File	Pedestrian & Circulation		☐	☐	☐										☐
☐ Digital File	Bike & Trails Path		☐	☐	☐										☐
☐ Digital File	Trip gen., Traffic Study, TIMA		☐	☐ x2	☐										☐
☐ Digital File	Water and/or Wastewater BOD's		☐			☐								☐ x2	☐
☐ Digital File	Drainage Report						☐ x2								☐
☐ Digital File	Geotech Report		☐												☐
☐ Digital File	Archaeological Report											☐			☐
☐ Digital File	Draft Amended Dev Standards		☐												☐
☐ Digital File	Proposed CC&R's		☐			☐									☐
☐ Digital File	Other:	☐	☐	☐	☐	☐	☐	☐	☐	☐	☐	☐	☐	☐	☐

Updated: 5/25/2018

SPD File# 400042
Returned for Corrections: —
Expiration Date: 070220
CoS TPT —

Date Submitted: 070318
Date of Approval: 070318
Liquor License #: 06070027
CoS Spirituous Liquor 1124102

City of Scottsdale Public Safety Plan Application

1. **Objective:**
The purpose of this ordinance is to promote the general health, safety and welfare of citizens, visitors, businesses and the community in general by requiring businesses that engage in certain activities within the city to file, follow and keep current a public safety plan.

2. **Identification:**
   A. **Scottsdale Address:** 7301 E Butherus Dr. Scottsdale, Az ~~85254~~ 85260 9pm
   B. **SFD Building Occupancy Limit:** 1288
   C. **Occupancy Type:** A-2, A-3, or A-4 (Circle One)
   D. **Staffing Ratios:**
      a. **1:50+1:75** (500+Patrons) **1:75** (60% Food Sales) **1:100** (90% Fixed Seating)
      b. You must include supporting documentation for ratios of 1:75 and 1:100.
   E. **Company Entity** (Corporation, LLC, Partnership, etc): BLK III LLC
   F. **DBA (doing business as):** BLK Live
   G. **Company Members: (please use addendum, if necessary:** Rocco Visnjic / Jeffrey Benice / Kevin Johnson
   H. **Contact Information:**
      a. Mobile Phone: (602)705-3353
      b. Business Phone: (480)494-5069
      c. Email: Rocco@blkliveaz.com
      d. In Case of Emergency: (602)705-3353

3. **APPLICABILITY:** This application for a Public Safety Plan is submitted because my business engages in the following activity(ies) (MARK ONE OR MORE ACTIVITIES IN WHICH YOU ENGAGE):
   - o Age Verification is Requested for Admittance.
   - o Provide a Disc Jockey
   - o Provide an Adult Service as Defined in Section SRC 16-237
   - o Teen Dances, Consistent with Section SRC 16-391, are conducted.
   - o A Promoter is Utilized.

4. **PLAN OF OPERATION:**
   a. The plan of operation includes a crowd management plan, hours of operation, and identification of peak hours (presumption: 9PM-2AM, Thursday-Saturday):

Hours of Operation:
Monday: Closed
Tuesday: 4pm-10pm
Wednesday: 4pm-10pm
Thursday: 4pm-2am
Friday: 4pm-2am
Saturday: 4pm-2am
Sunday: 4pm-12am

Approved J. Mill 070318

Initials of Applicant JV I HAVE RECEIVED AN APPROVED COPY OF MY PUBLIC SAFETY PLAN. JV

13-UP-2018
7/20/2018

Peak Hours:

Monday: Closed
Tuesday: None
Wednesday: None
Thursday: 6pm-11pm
Friday: 6pm-11pm
Saturday: 6pm-11pm
Sunday: None

5. **NARRATIVE:**
   a. YOU MUST ATTACH A NARRATIVE OF YOUR PLAN OF OPERATION TO THIS APPLICATION WHICH INCLUDES THE FOLLOWING ELEMENTS:
      i. Diagram of Building Including Interior Build-Outs; 8.5"x11" (see example)
      ii. Diagram of Parcel or Lot; 8.5"x11" (see example)
      iii. Scottsdale Fire Department Approved Occupancy Limit
      iv. Safety Conditions and Considerations
      v. Crowd Management Plan
      vi. Patron Parking, Ingress, Egress, Vehicular and Pedestrian Traffic Control
      vii. Log of All Employees Including: Full Legal Name, Date of Birth, Current Address, Job Title, and Contact Phone Number (see SRC 23-57 for special requirements and ratio of security officers to patrons) (Similar to the Title 4 Requirements)
      viii. Contact Person and Information Designating Who Is Authorized to Receive and Handle Complaints from the Public or City of Scottsdale on Behalf of the Business
      ix. Evacuation Routes
      x. Evidence of Security Uniform With the Word "Security" on Both Front and Back and In Letters At Least 3-Inches in Height(see SRC 23-57.F)
      xi. Statement Regarding the Number of Security Staff Available During Peak Times and the Ratio of Security Staff to Patrons
      xii. Statement Regarding Use, if Applicable (i.e. 60% food sales, 90% fixed seating)

6. All final documents, including the narrative required by Section 5, submitted in support of this public safety plan application are incorporated into the approved public safety plan as conditions and requirements by this reference.

7. The provisions of Scottsdale Revised Code Sections 23-50 through 23-76 are incorporated into this public safety plan as conditions and requirements by this reference. Failure to comply with these code sections shall be considered a violation of this public safety plan.

As part of this application, I have read and understand the City of Scottsdale Public Safety Plan Ordinance. On behalf of BLK Live, I agree that BLK Live, and its employees will comply with the Public Safety Plan Ordinance and its City approved public safety plan. I also certify that all the information submitted as part of this application is true and correct to the best of my knowledge.

Signature of Applicant

7-3-2018
Date Signed

Please email the completed application to: **PSP@ScottsdaleAZ.gov**

Initials of Applicant RV

(i)

PART 1

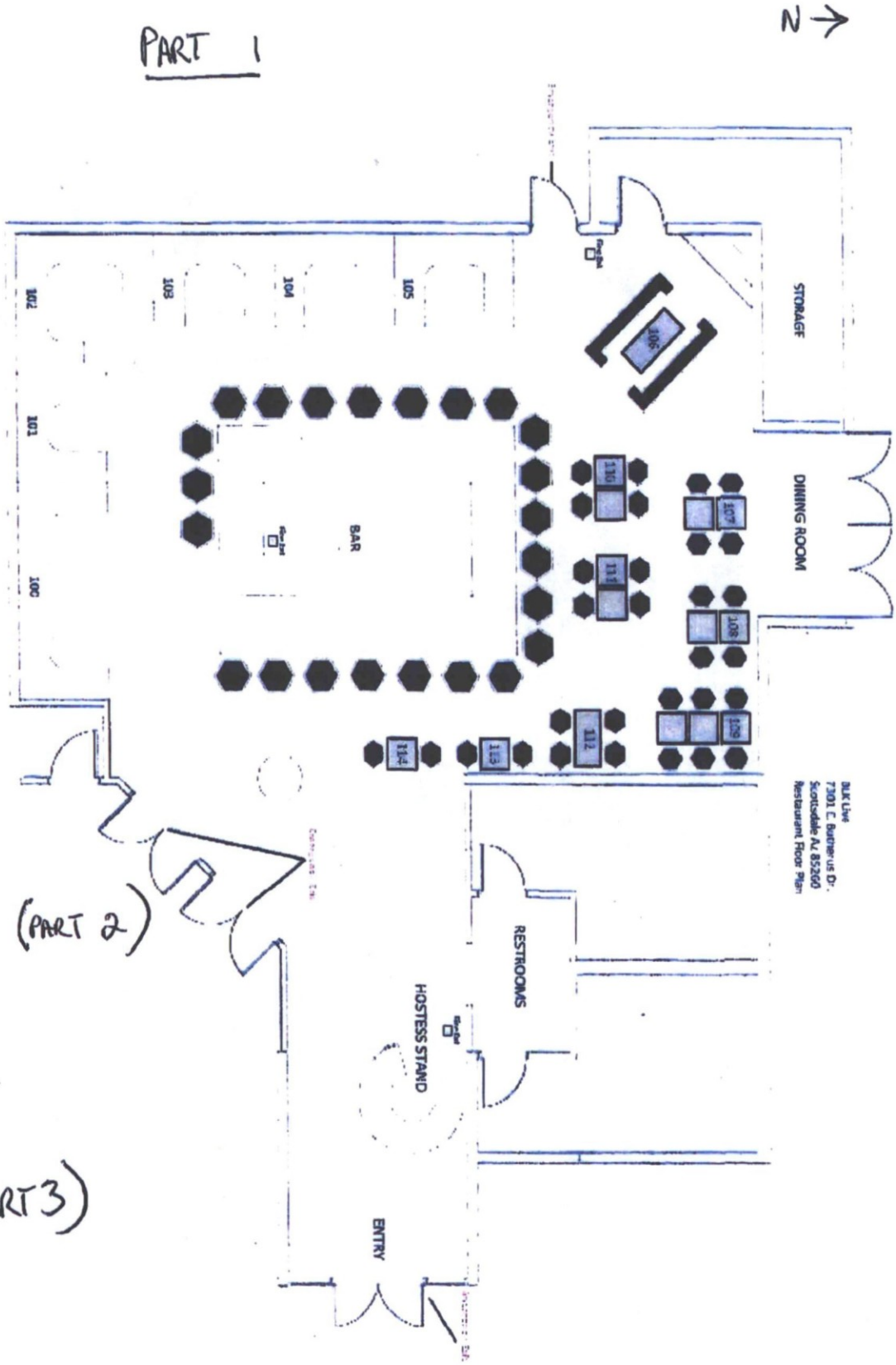

(PART 2)

(PART 3)

BH 481

RJ

BJ

PART 2

N1

BLK Live
7301 E. Butherus Dr.
Scottsdale Az 85260
Music Hall Floor Plan

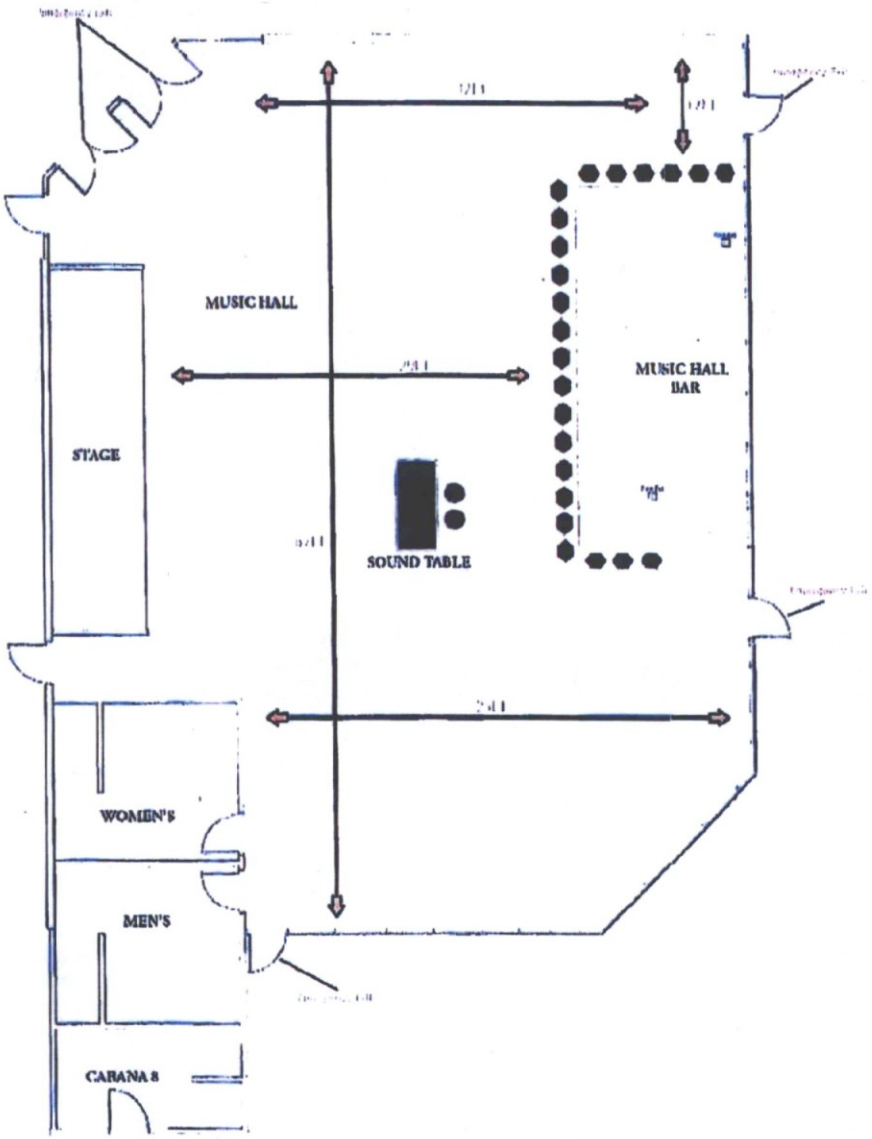

(i)

PART 3

BLK Live
7301 E. Butherus Dr.
Scottsdale Az 85260
Aqua Lounge Floor Plan

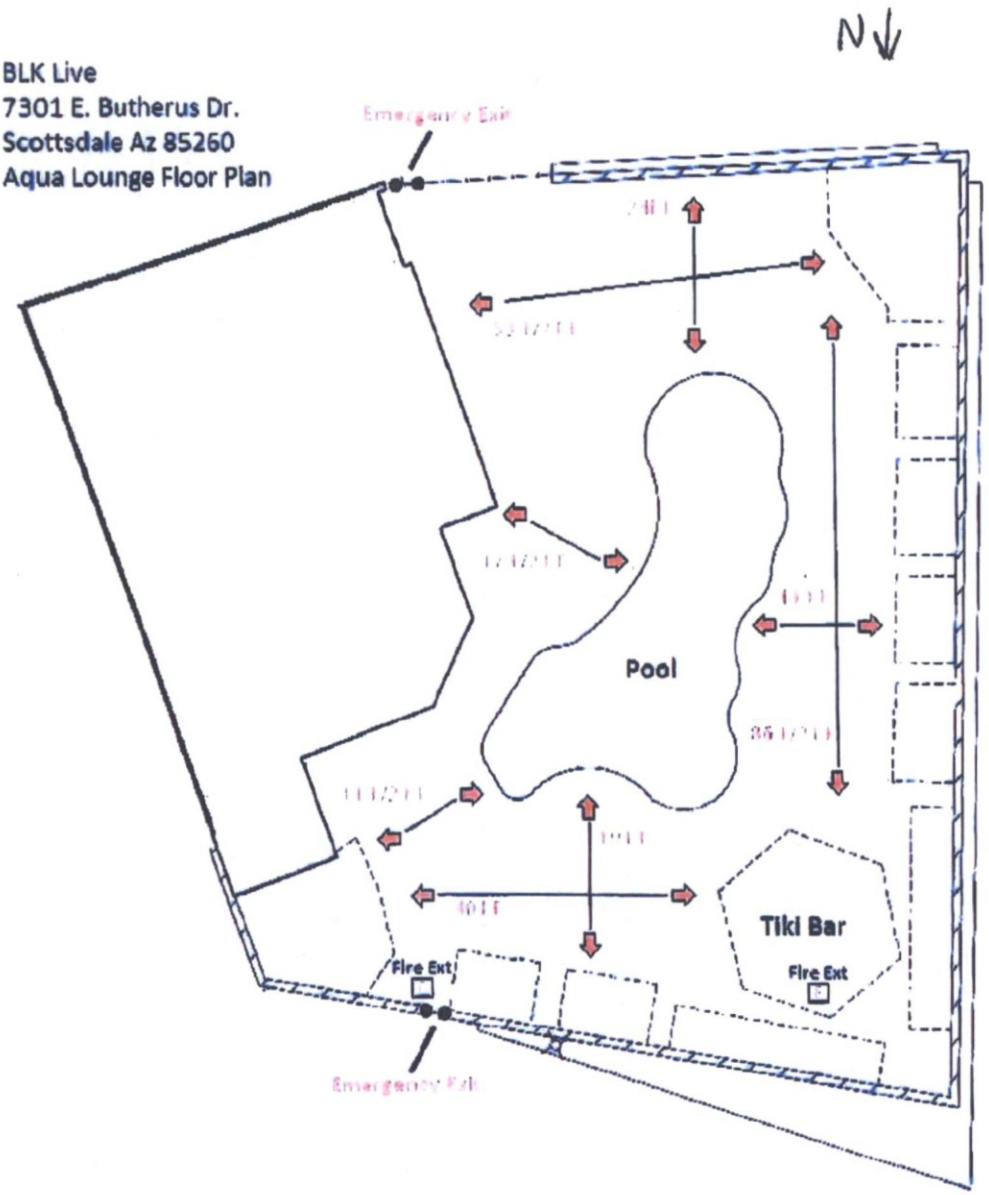

BIA 46°

RV
RJ

BLK Restaurant Patio

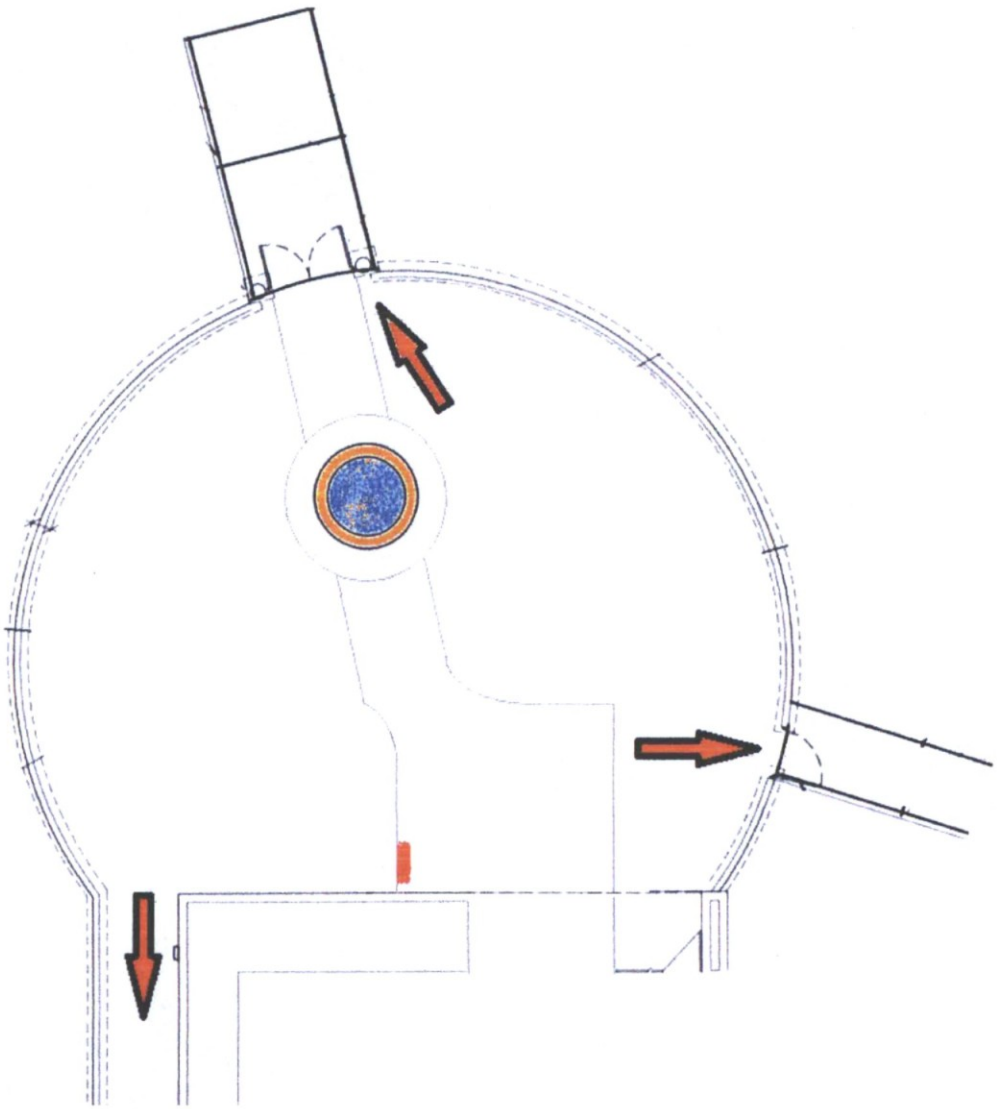

ii. Parcel Diagram

Public Safety Plan for BLK Live, 7301 E Butherus Dr

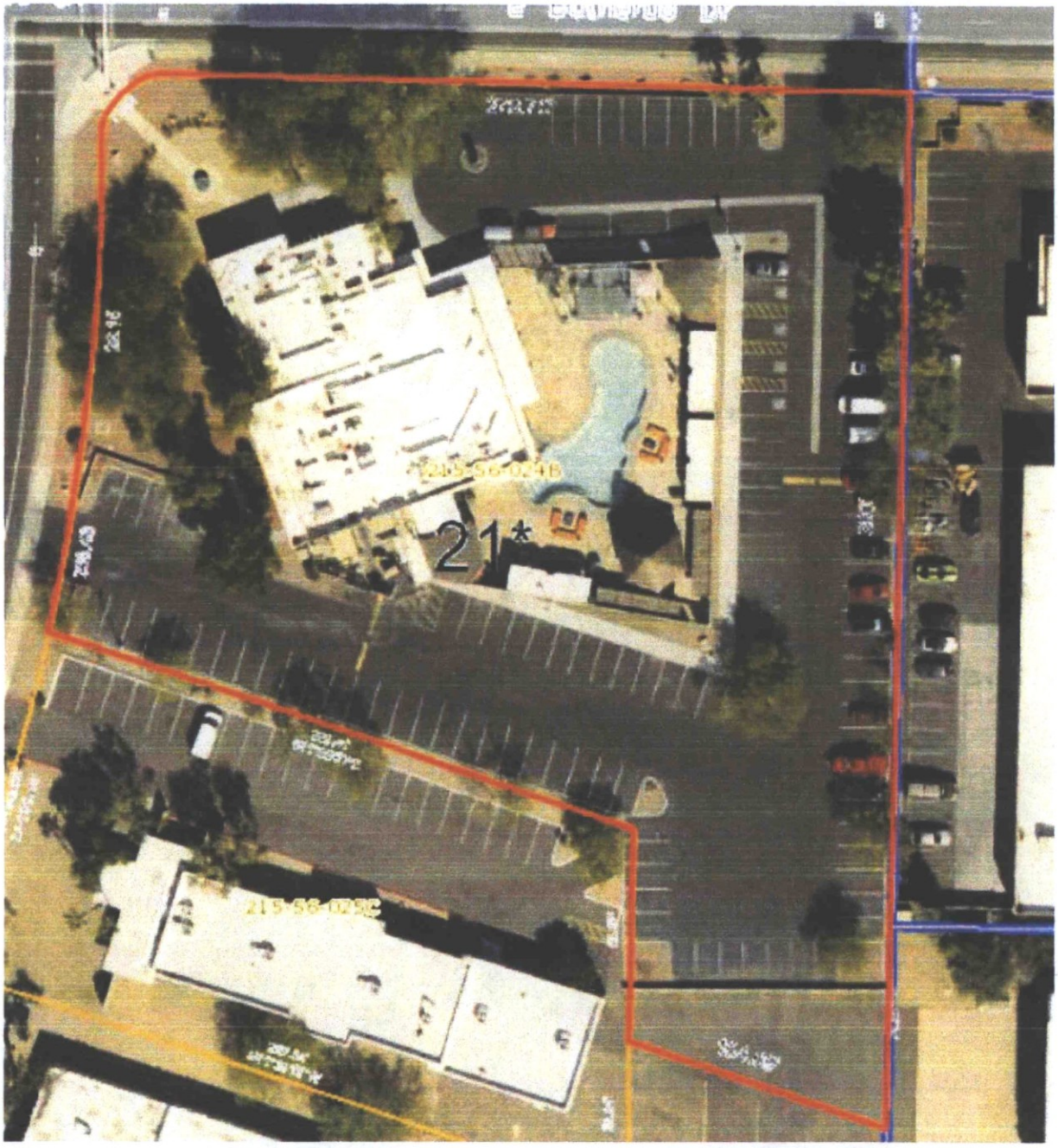

CITY OF SCOTTSDALE
OFFICIAL OCCUPANT LOAD

Restaurant 110
Enclosed Patio 310
Pool Patio 703
West exterior patio
165 Total 1,288

BLK Live
7301 E Butherus
4/5/2018

MICHAEL L CLACK, BUILDING OFFICIAL

JIM FORD, FIRE MARSHAL

iv. Safety Conditions and Considerations

BLK Live **7301 East Butherus Drive**

The following manual will help you understand your job duties as a security team member and how to properly achieve them.

Job Duties Overview

The primary job duties as a security personnel employee of BLK Live are as follows-

- Check the legal age of patrons
- Provide a safe environment by enforcing house rules and state laws
- Perform fundamental safety tasks
- Provide security for both staff and patrons
- Monitor individuals based on occupancy, intoxication, and aggressive behavior
- Reduce liability by anticipating problematic patron behavior

☐**Floor Chart-** There are three main floor positions for Security team members Positions will be posted each shift Your floor position for each shift will often change, so it is imperative you take the time to understand each of the positions and the duties associated with each of them Learning the table numbers and names is also extremely important, when the front door calls for a table to be cleared, clean and clear the table being as polite as possible to guests

☐**Front Door-** Enforcing dress code, checking IDs, allowing guests in and out, managing line, making sure no drinks or glassware leave the premise, managing persons count
***Note- there is always at least one person at each door no matter what is going on ***

☐**Interior Bar and Patio-** Supporting the door, making sure no one enters through patio other than as cleared by security at the door making sure no drinks or glassware leaves the premise, helping gather glassware on patio, making sure no one jumps the patio fence, watching patrons in your section, cleaning up any spills or broken glassware

☐**Interior Bar and Stage-** Watching back door (emergency exit) to ensure no one exits or enters through it, monitoring patrons in your section, collecting glassware in the vicinity, cleaning up any spills or broken glassware, clearing tables

☐**Front Door-** The Front Door position is critical to the proper flow and smooth workings of the entire establishment There are several key points to making sure the front door is working ~~efficiently and properly~~

☐**Age Verification-** It is one of the most important roles of door personnel to check and verify the legal age of patrons entering the establishment Precautions should be taken at the door to cover liability issues The four steps in checking ID are- First, ask for ID Second, insure the ID is valid (one of the five acceptable forms) and unaltered Third compare the presenter with the photograph Lastly, make sure the ID indicates the patron is 21 or older BLK Live Policy is to log all persons under the age of 30-years old Arizona law states that if you allow an underage person in WITHOUT LOGGING THEIR ID IT IS PRESUMED YOU KNEW THEY WERE UNDERAGE

☐**Wrist Bands-** If wristbands are utilized to identify persons who are old enough to consume/possess alcoholic beverages, wristbands will be securely placed on patrons' wrists and checked for tightness

☐**Occupancy Count-** It is imperative that the door personnel know the maximum occupancy of the establishment to comply with Fire Marshal regulations Clickers are used at the entrance and exit points in order to keep track of occupancy and to assure that maximum occupancy is not

RJ

exceeded. If the Fire Marshal does come by to check local fire regulations, be sure to contact the manager on duty and inform them. The maximum occupancy at BLK Live is 1288-patrons.

☐**Line-** During busy nights, a line is a common occurrence as patrons try to enter the establishment as the occupancy approaches peak numbers. It is important to remember to start a line before maximum occupancy is reached. This allows you some room to work with without exceeding the maximum occupancy. Things to a pay attention to while forming a line are large parties on the guest list, and regulars. Allowing yourself room to work with assures you that when VIP patrons or regulars arrive you can quickly grant them access without exceeding maximum occupancy. Attention to the flow of the establishment is also important. Allowing enough room for people to move and enjoy themselves without being too crammed is important for the enjoyment of our customers. Blanco is responsible for order maintenance on public property for our exit and entrance lines, including keeping sidewalks, streets, parking lots, and alleys clear. Security staff are responsible for proactively trespassing or removing disorderly patrons waiting in entry lines. If there are more than 50-patrons waiting to enter, a security officer will be assigned responsibility for monitoring customer safety in the line.

☐**Dress Code-** The purpose of our dress code is to keep and promote the proper atmosphere, which is greatly influenced by the crowd. This is why proper attire is required at all times. Follow the dress code required by BLK Live. Most of all, use common sense when making decisions; if it does not fit the atmosphere of the establishment, be polite and explain why entry is being denied. If a customer is respectfully asking for the manager on duty, go ahead and find the manager and explain the situation. If the manager decides that the patron is ok, an exception to the dress code may be made.

☐**Patrons Behavior-** If a patron trying to gain entry into an establishment seems overly intoxicated or aggressive, politely refuse him entry. It is illegal to grant entry to a person who is obviously intoxicated. By refusing entry at the door you can prevent issues inside.

☐**Interior (front)/Patio-** While working inside and on the patio at as a security team member it is important to be diligent and attentive to your surroundings. The safety and satisfaction of our customers is top priority. The following key points will help guide you in the right direction to offer the best experience for our guests.

☐**Patrons-** One of the main job duties of security is to maintain a fun and safe atmosphere for our guests, staff, and musicians. You will have to deal with rude or unruly guests. BLK Live's policy when dealing with an unruly patron is non-confrontational. Communication is critical; instead of being aggressive when dealing with unruly guests, be polite and explain the issue and what needs to be done to correct it. This could be as simple as telling the patron they cannot stand on the tables, or explaining to them why they must leave the premises. Be on the look-out for guests who are too intoxicated, bumping into other patrons, or engaging in any activity that disrupts the atmosphere of the establishment. If you escort a patron out, ask if they need a cab or help them provide safe transportation.

☐**Obvious Intoxication-** Arizona Revised Statute 4-244.14 states that "obviously intoxicated" means inebriated to the extent that a person's physical faculties are substantially impaired and the impairment is shown by significantly uncoordinated physical action or significant physical dysfunction that would have been obvious to a reasonable person. This Arizona statute makes it unlawful for any person including a liquor licensee to serve , sell or furnish spirituous liquor to a disorderly or obviously intoxicated person, or for a licensee or employee of the licensee to allow or permit a disorderly or obviously intoxicated person to come into or remain on or about the premises. This means that obviously intoxicated patrons must be removed from an

establishment with a liquor license when the licensee or employee of the licensee knows or should have known that the patron was obviously intoxicated. However, an establishment may allow an obviously intoxicated patron to remain onsite for up to 30-minutes in order that a non-intoxicated person may transport the obviously intoxicated person from the premises.

Note: To demonstrate compliance with this provision of the public safety plan, PSP establishments shall document the name(s) and contact information of non-intoxicated persons who transport obviously intoxicated patrons from the establishment that are known or should have been known to the establishment or its employees. This documentation shall be maintained at the establishment for sixty-days and shall be subject to inspection by the police during business hours.

☐**Fights-** When a physical altercation does happen, it is your job as security to be as professional and effective in escorting the parties off the premises. This also goes for patrons that are overly intoxicated. Security shall not use excessive physical force; doing so will lead to disciplinary action. Please read and sign the Security Personnel Policy and Liability Consent Form located in this document. Make sure if you do escort a patron out for the night that the door personnel are aware of the status of that patron. If a patron is involved in a fight, they are out, no questions. All fights must be reported to the manager on duty and an incident report shall be filled out. When filling out the incident report, be sure to be thorough and detailed in your explanation of the account. Remember, patrons who are disorderly must be removed immediately from the serving area.

☐**Safe Ride Home-** If a patron is perceived to be obviously intoxicated, they will be offered a taxi, limo, or other means of safe transportation so that they will be dissuaded from driving. If they choose to drive contrary to security staff's advice, SPD will be contacted. Additionally, an incident report documenting the offer must be produced and provided to a manager for each patron offered a safe ride home.

☐**911-** In case of fire or other emergency, patrons will be evacuated through all emergency exits away from the threat. If you do not have personal knowledge that emergency services have been contacted, you must call 911 immediately. You must contact police immediately if you have any criminal act involving a weapon, deadly instrument, assault, injury, or riot.

☐**House Rules and Laws-** BLK Live has its own set of house rules to be enforced by security as well as making sure local laws are being followed. Make sure you know and understand these rules. Understanding the liquor laws are also highly important, it is highly encouraged that you as security team member attended a liquor classes in order to better understand, follow and assure these regulations are being followed. Basic Rules are as follows-

1. No standing on the furniture.
2. Customers may only smoke outside.
3. Customers may not pour their own bottles, bottle locks must be used.
4. No drinks or glassware outside the establishment (patio ok).
5. Fighting, aggressive behavior, over intoxication, and illegal substances are not tolerated.
6. Taking pictures of the staff so that they may feel uncomfortable is not tolerated.
7. Grabbing or inappropriate touching of staff is not tolerated.

☐**Cooperation With Emergency Responders-** The Scottsdale Fire Department makes sure that BLK Live is adhering to fire codes and occupancy restrictions. If the Fire Marshal contacts you while at work, be sure to notify the manager on duty immediately. The front door count is very important. It is important that the door count is accurate and that the maximum occupancy of

1288 is not exceeded. Make sure all exits are clear from obstructions, including the back exit. Make sure there are no spills or broken glass left unattended. When directed by emergency personnel (SPD, SFD, Code Enforcement) to perform a reasonable duty, i.e. turn down music, turn up lights, etc., staff must promptly comply with the direction.

☐**Cooperation With Law Enforcement-** The Arizona Department of Liquor Licenses and Control (ADLLC) is comprised of sworn officers that enforce local and state liquor laws. It is important that you, as a security member, know the basic laws regarding local liquor law. ADLLC and/or SPD may also ask you questions as an employee of BLK Live to test your knowledge of these laws. Properly checking IDs is a critical duty of the security staff. Making sure you can recognize fake IDs is extremely important. Some IDs may also be real but do not belong to the person handing it to you. In this case, closely examining the picture to match it to the person is imperative. Look at things like weight, eye color, height, and any distinct facial features. If an Act of Violence occurs, you must notify the police department or the Arizona Department of Liquor Licenses and Control within 7-days. However, if there is an incident involving an injury or death, **you must contact a law enforcement agency immediately.**

☐**Security of Seized ID's-** Managers or owners are responsible for all identifications seized from patrons by security staff and that the ID's are properly secured prior to the conclusion of security staff's shift. Under no circumstance should any of the seized ID's leave the licensed premises. All ID's held for over one-week will be rendered void by hole-punching them. Contact SPD to arrange for destruction.

☐**Employee Dress Code-** It is important you are dressed in the Security uniform, a black shirt, jeans or shorts, and comfortable shoes that are appropriate for work. Hats are ok, as long as they are approved by management.

☐**Closing Duties-** The closing duties checklist covers all closing duties for Security staff members. At the end of each night you will be assigned a closing duty. The checklist will explain what is involved in each closing duty. When you are finished with your closing duty, make sure you check out with management before clocking out and leaving.

☐**SECURITY CLOSING PROCEDURES CHECKLIST**
****security staff is to checkout with management before leaving****
1. Trash - Trash is to be taken out every night. Trash bags must also be changed on a nightly basis. Once the trash cans have been dumped and re-bagged they are to be arranged neatly by the bar. Remember to close the dumpster once you dump all of the trash.
2. Bar - The bar mats must be taken out nightly and hung over the back railing. The TVs around the bar must be turned off. Make sure to take out any remaining trash cans.
3. Perimeter Sweep Front & Side- On a nightly basis the front and side perimeter must be thoroughly swept. All trash, including cigarettes, napkins, bottles, straws and other assorted trash must be cleaned up. A flashlight is to be used during the sweeping process to insure all trash is swept up and removed. Trash in the bushes, gravel, and dirt in the front and side must either be swept or picked up by hand.
4. Patio- The patio is to be swept on a nightly basis. The patio bar chairs should be moved inside. The bar needs to be secured and locked and both doors must be locked.
5. Chairs – Chairs should be inspected at the end of each shift to ensure that they are clean and in good condition. Any broken chair should be removed and reported to management so a replacement may be secured.
6. Miscellaneous — Make sure the back door is locked and all equipment in turned off.

Security Personnel Policy and Liability Consent Form

Applicant Initials BJ

iv. Safety Conditions and Considerations

BLK Live **7301 East Butherus Drive**

The primary job duties of the Security Personnel (Doormen/Bouncers) are to check the legal age of patrons entering the establishment, ensure and enforce the house rules, perform fundamental public safety tasks, provide basic security to both the establishment and the patrons, and to monitor entry of individuals on the basis of occupant capacity, intoxication and/or aggressive behavior. Due to these job duties, Security Personnel may be given the capacity to carry out certain, fundamental safety tasks.

These tasks include but are not limited to enforcing the house rules, escorting disorderly patrons out of the establishment, and/or prohibiting entry into the establishment for any due cause. While the performance of some essential job duties may require reasonable force, the safety of all patrons must be taken into consideration. BLK Live expressly prohibits the use of excessive force in the performance of any essential job duty in any situation. BLK Live has a No Strike Policy, meaning that no staff member will strike a patron unless it is absolutely necessary in a self-defense situation. If a strike is administered to a patron under any circumstances, an incident report must be submitted to the manager before going home.

Security Personnel (Doorman/ Bouncer) exceed their authority when he or she uses excessive force in any way that would unreasonably be considered unnecessarily violent and/or inflicts serious physical harm on any patron. In any circumstance where a Security Personnel (Doorman/ Bouncer) uses excessive force, the employee may be found criminally responsible of assault and may consequently be held personally liable for the injuries he or she inflicted on the patron. Therefore the Security Personnel (Doorman/ Bouncer) must understand and accept that they may be found responsible for any legal consequences that may result from the use of excessive force, including any and all monetary settlements as well as any other form of criminal and/or civil charges.

PERSONNEL POLICY AND LIABILITY CONSENT RECEIPT FORM

Acknowledgement of Security Personnel Policy and Liability Consent Form

I have read and understand this Security Personnel Policy and Liability Consent Form and will adhere to the policies, protocols, and guidelines of BLK Live.

_____

Print Employee Name

_____

Employee Signature Date

iv. Safety Conditions and Considerations

BLK Live **7301 East Butherus Drive**

DRUG AND ALCOHOL POLICY
BLK Live strives to maintain a workplace free of drugs and alcohol and to discourage drug and alcohol abuse by its employees Misuse of alcohol or drugs by employees can impair the ability of employees to perform their duties, as well as adversely affect our customers' and customers' confidence in our company

Alcohol
Employees are prohibited from using or being under the influence of alcohol while performing company business, while operating a motor vehicle in the course of business or for any job-related purpose, or while on company premises or a worksite BLK Live does not condone any use of alcohol for any member of the staff at anytime while on the job

Illegal Drugs
BLK Live employees are prohibited from using or being under the influence of illegal drugs while performing BLK Live business or while on a company facility or worksite You may not use manufacture, distribute purchase, transfer or possess an illegal drug while in facilities, while operating a motor vehicle for any job-related purpose or while on the job, or while performing company business This policy does not prohibit the proper use of medication under the direction of a physician, however misuse of such medications is prohibited

Disciplinary Action
Employees who violate this policy may be disciplined or terminated even for a first offense Violations include refusal to consent to and comply with testing and search procedures as described

Searches
BLK Live Management may conduct searches for illegal drugs or alcohol on company facilities or worksites without prior notice to employees Such searches may be conducted at any time Employees are expected to cooperate fully Searches of employees and their personal property may be conducted when there is reasonable suspicion to believe that the employee has violated this policy or when circumstances or workplace conditions justify such a search Personal property may include but is not limited to purses, boxes, briefcases, as well as any property that is provided for employees' personal use, such as purses backpacks and vehicles An employee's consent to a search is required as a condition of employment and the employee's refusal to consent may result in disciplinary action including termination

Drug Testing
BLK Live may require a blood test, urinalysis, hair test or other drug or alcohol screening of employees suspected of using or being under the influence of drugs or alcohol or where other circumstances or workplace conditions justify such testing The refusal to consent to testing may result in disciplinary action, including termination Drug testing may be administered pre-employment, post-accident, randomly, or for reasonable suspicion

Drug and Alcohol Policy Receipt Form
Acknowledgement of Drug and Alcohol Policy
I have read and understand this Drug and Alcohol Policy and will adhere to the policies, protocols, and guidelines of BLK Live Drug and Alcohol Policy

Print Employee Name _____ Employee Signature Date _____

Applicant Initials RJ

BLK Live

Scottsdale Public Safety Plan – Crowd Management Plan General Checklist

- Verify the fire extinguishers are visible and accessible prior to opening.
- Fire extinguishers will be located on the venue layout map.
- Verify Exits are marked and illuminated prior to opening Test emergency lights and exit signs monthly.
- All stanchions must be break-away and tested for discrepancies before use.
- Verify all exits and egress paths to the exits are not blocked or obstructed inside and outside of the building prior to opening and throughout business hours This includes being obstructed by patrons waiting in line
- Verify that all security personnel have working radio communication with each other and management
- Verify that security personnel have counters to count occupants IN and OUT at all entrances and exits. (General admission, VIP and all exits if separate from entrance)
- Verify that security staff knows the maximum occupant load for the building and patio.
- Verify that security staff knows that when the occupant load is reached, they hold the door and compare patrons IN for equal patrons OUT, for the rest of operating business hours.
- The establishment is required to obtain Scottsdale Fire Department approval/permits for special events, fireworks, fire dancers and haze machines Birthday Sparklers/Open flame devices are **NOT** permitted in bars, night clubs or restaurants.
- The establishment needs to number the security personnel locations on the floor plan and provide details on their responsibilities.

(IX)

Scottsdale Fire Department

Scottsdale Public Safety Plan – Security Positions & Responsibilities

BLK LIVE 7301 E. Butherus Dr. Scottsdale Az 85260
Establishment

Rocco Visnic
Establishment Representative

5-24-2017
Date Implemented

Refer to the Security Positions & Responsibilities Floor Plan for this establishment.

Use position numbers only on both the floor plan and this document – no names.

- Which position is responsible for keeping an IN and OUT count?

  Position(s): #1 #2 #3

- How many of the following:
  - General Admission Entrance(s) 1
  - VIP Entrance(s): 1
  - Exit(s): 4
  - Exit Only 2

  All entrances/exits are required to maintain an IN and OUT count and positions will communicate numbers to each other throughout business hours to maintain occupant load.

- Which position is responsible to call 911 in case of an emergency situation, medical or fire?

  Position(s): Manager

- Which position is responsible to turn the music off, turn the lights up and instruct patrons what to do in case of an emergency situation?

  Position(s). Manager and Production Meneger

- Which position is responsible to maintain exit and egress paths clear?

  Position(s) #1 #2 #3

(IX)

Scottsdale Fire Department

Scottsdale Public Safety Plan – Security Positions & Responsibilities

Additional Establishment Comments

Position 1 is responsible for checking IDs and keeping count of patrons entering.

Position 2 is responsible for the front exit point. He is in charge of keeping the exit point clear with no etrance allowed, unless emergency service is directed.

Position 3 is responsible for over seeing the back exit point with no etrance allowed

(IX)

↓N

Security Positions Floor Plan

&

EVACUATION Routes

BLK Live
7301 E. Butherus Dr.
Scottsdale Az 85260
Aqua Lounge Floor Plan

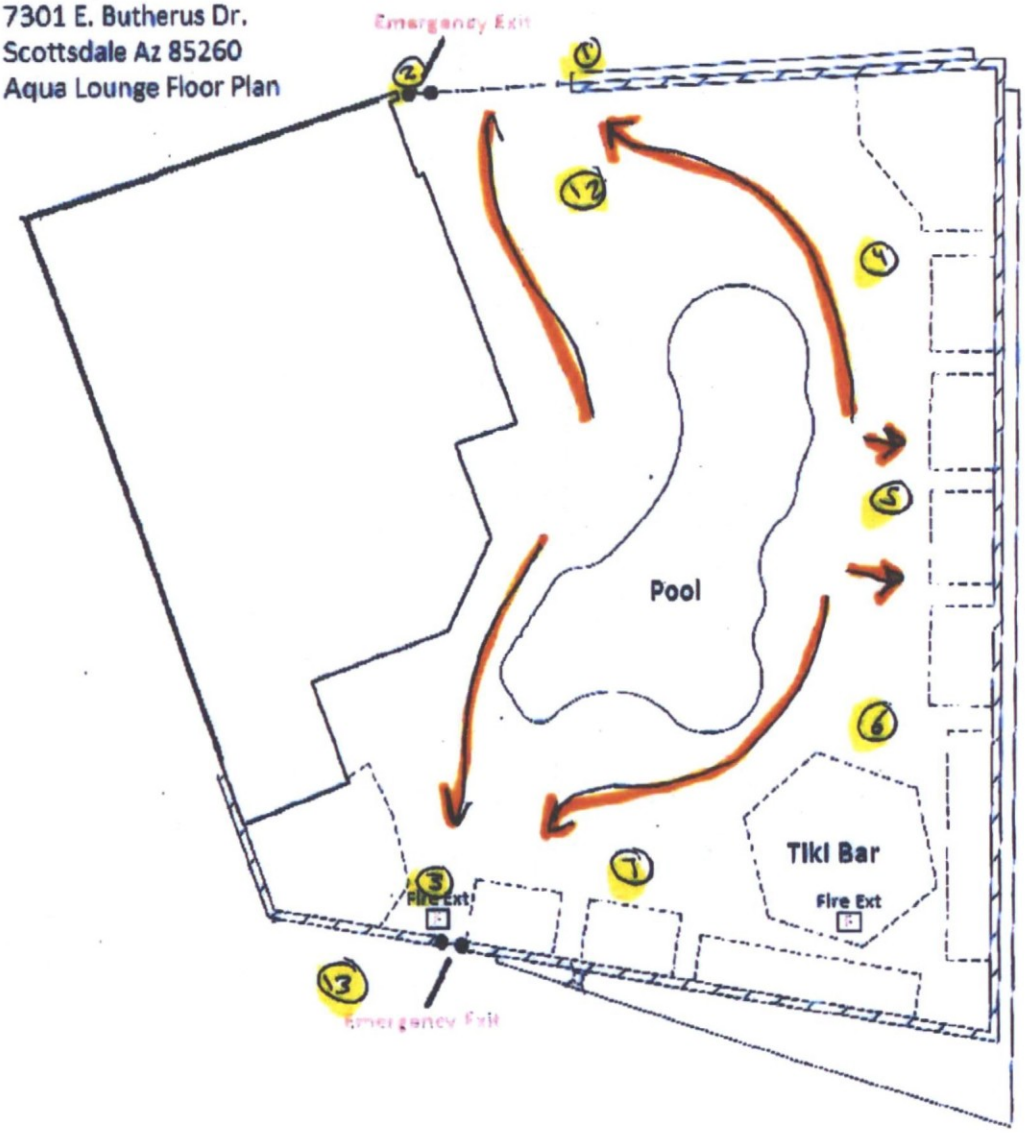

KJ
BJ

(IX)

N

Security Positions Floor Plan

&

EVACUATION Routes

BLK Live
7301 E. Butherus Dr.
Scottsdale Az 85260
Music Hall Floor Plan

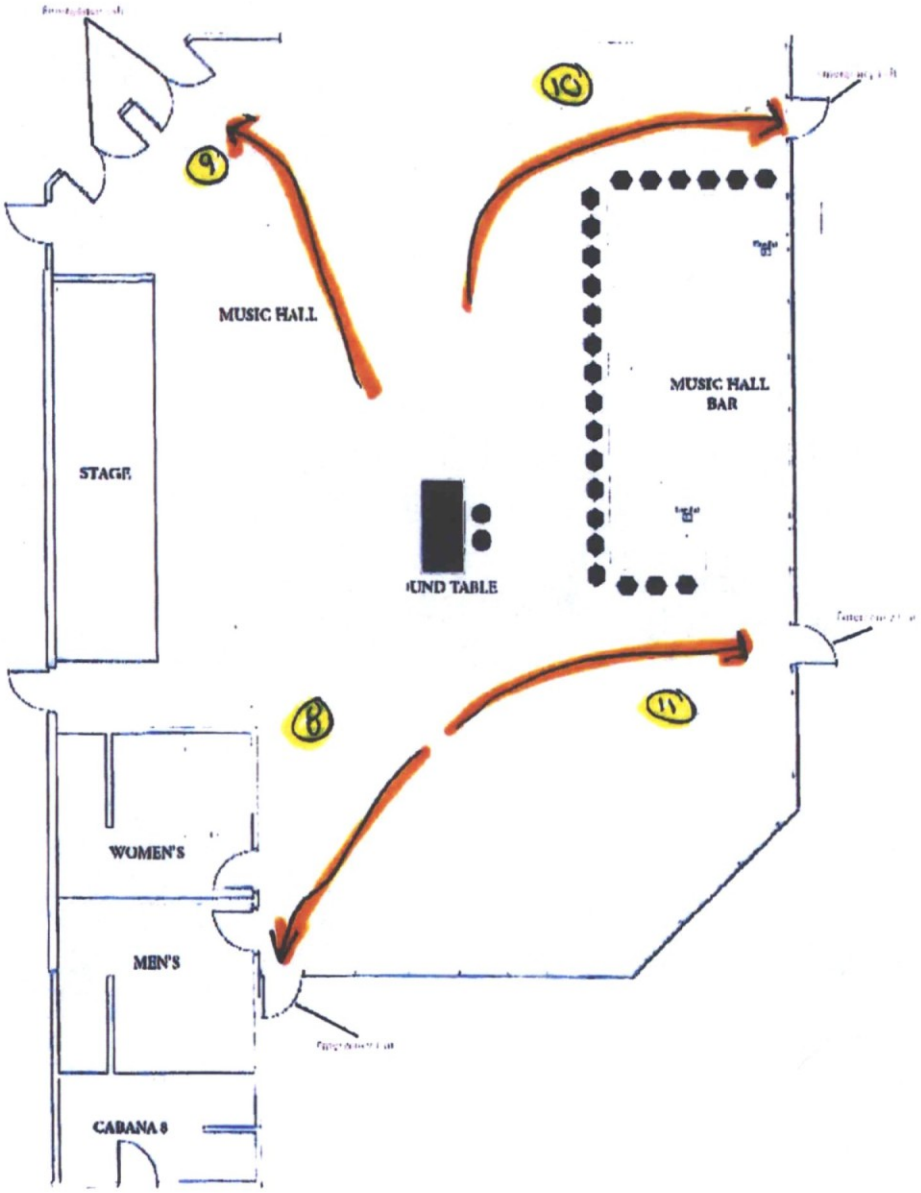

(VI)

Patron Parking Areas for Public Safety Plan

BLK Live

7301 E. Butherus Dr.

Scottsdale Az 85260

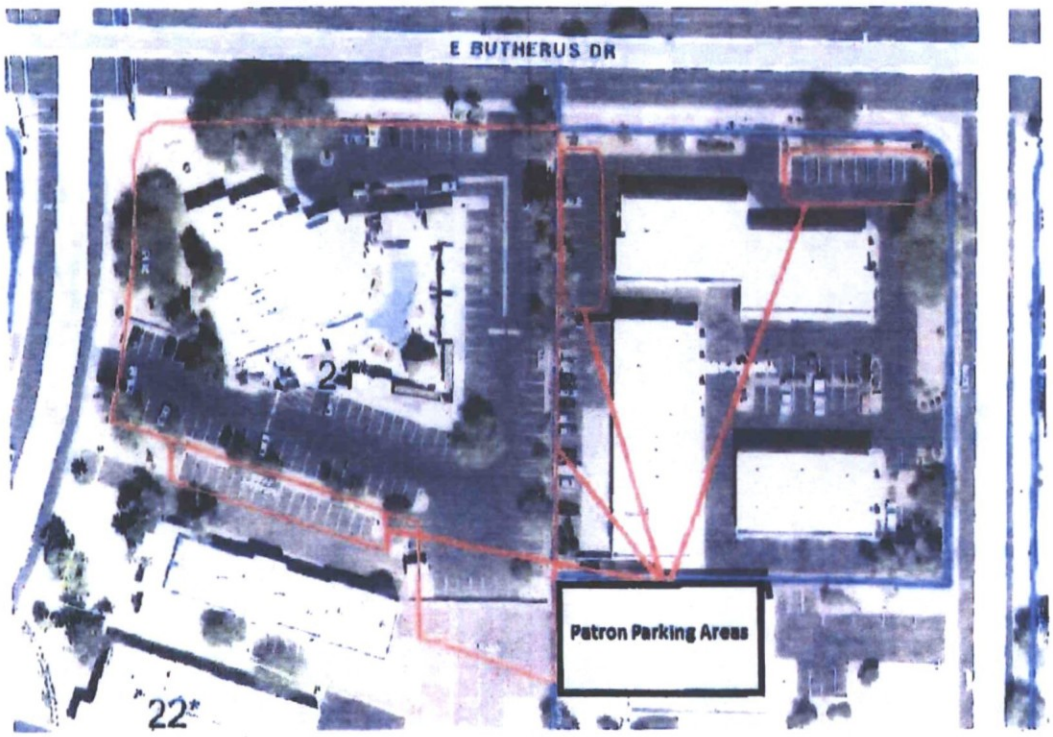

(1/11)

Public Safety Plan - Contact Persons

The following persons are designated to receive and handle complaints from the public or City of Scottsdale:

Name	Position	Contact#
Rocco Visnjic	Director of Operations	(602)705-3353

Submitted by: Rocco Visnjic

All information must be current (per SRC 28-55)

Addendum X: Security Uniform Public Safety Plan

BLK Live, 7301 E Butherus Drive, Scottsdale

Request for Exception: BLK Live respectfully requests an Exception to the Scottsdale Public Safety Plan Uniform Requirements.

Justification: The Scottsdale Police Department does not recommend that security staff wearing anything less than the minimum requirement of the word, "SECURITY" in 3-inch lettering engage in security activities. Although not meeting the uniform requirements as identified by the Public Safety Plan Ordinance, BLK Live does not anticipate a necessity for three-inch lettering on the front and back of each shirt. BLK Live's business plan focuses on entertainment venue-based activities and, as a result of this focus, believes the below-described uniform will be immediately recognized as a security staff member.

Security Uniform Description: BLK Live security staff will wear the following described security uniform:

Polo Shirt, yellow in color, BLK Live logo on the left breast, "SECURITY" on back in 3-inch lettering, see image below.

Exception May Be Withdrawn: BLK Live understands that the City of Scottsdale may retract this exception if there are numerous violent incidents or if there are incidents wherein participants do not recognize BLK Live security staff as such.

Attribution of Security Staff: BLK Live understands that security staff must wear the above-described uniform and attend/successfully complete the mandatory PSP Security Training Course every 2-years to be attributed towards BLK Live's ratio of 1:50 (security:patrons).

Owner Initials: RJ

PUBLIC SAFETY PLAN

xi. Statement Regarding Use

xii. Statement Regarding Special Requirements

BLK LIVE
FOOD • SPIRITS • MUSIC

Statement Regarding Special Requirements (SRC 23-57)

BLK Live is a mixed-use event venue and restaurant. BLK Live understands that it must maintain a minimum security to patrons ratio of 1:50*.

BLK Live utilizes the services of a Disk Jockey, Checks Identification for Entrance, and Uses a Promoter as defined in SRC 23-51.

BLK Live's patrons have not demonstrated any problematic behavior. BLK Live has had only one minor liquor violation, no Acts of Violence as defined by Arizona Liquor Law since opening, no Public Safety Incidents as determined by SRC 23-51, and has had only one reported violent incident in the last year.

BLK Live will, based on our maximum occupancy of 1288-patrons, maintain a minimum of 20 (twenty) security personnel during peak hours.

The Scottsdale Police Department requires a ratio of 1:50* for the first 500 patrons, and a ratio of 1:75* for the remaining patrons (501-1288), for a total required staffing of 20-security staff.

*All ratios are expressed with a security-to-patron ratio.

Applicant Initials: BV

CITY OF SCOTTSDALE PUBLIC SAFETY PLAN

Parking Refuse Addendum

Parking -

In order to reduce criminal activity and reduce neighborhood complaints that can negatively affects the nearby businesses, we are responsible for the designated parking area to include any lots used by our contracted valet company It is our responsibility to ensure that parking areas utilized by patrons and employees will be routinely patrolled by security staff to prevent the parking areas from being used

1 As a gathering place,
2 For consumption of spirituous liquor,
3 For violations of state or city law,
4 For acts of violence, or disorderly conduct

Management will ensure that all patrons have left the parking areas within thirty minutes after the designated closing time

If a valet is used, it is our responsibility to ensure the valet company meets all the requirements of the City of Scottsdale and has a valid valet license and permit prior to conducting valet business

Refuse Plan -

It is our responsibility to ensure refuse containers are properly used and the area in and around the business is kept clean Failure to do so will result in an investigation and possible citation from the City of Scottsdale Code Enforcement or other governmental agencies.

After closing, we will be responsible for refuse pick-up and any necessary cleaning, and for any refuse found within a 300-foot (three-hundred) radius of the business This responsibility will also include patron parking lot(s), valet parking lot(s) and employee parking lot(s)

Owner/Manager to ensure that parking lots at remote locations (i e Scottsdale Quarter parking garages) are routinely checked for patron debris

All bottles, trash, and/or bodily fluids and refuse found on streets, sidewalks, private property, and empty lots within the above designated areas will be placed in the designated business refuse container and/or cleaned appropriately

Safety Conditions and Considerations

Welcome to the BLK LIVE Team! BLK LIVE prides itself on our amazing staff and outstanding customer service.

The following manual will help you understand your job duties as a security team member and how to properly perform them. Job Duties Overview The primary job duties as a security personnel employee of BLK Live are as follows:

- Check the legal age of, patrons
- Provide a safe environment by enforcing house rules and state laws.
- Perform fundamental safety tasks.
- Provide security for both staff and patrons.
- Monitor individuals based on occupancy, intoxication, and aggressive behavior.
- Reduce liability by anticipating problematic patron behavior.

Floor Chart: There are three main floor positions for Security team members. Positions will be posted each shift. Your floor position for each shift will often change, so it is imperative you take the time to understand each of the positions and the duties associated with each of them, Learning the table numbers and names is also extremely important, when the front door calls for a table to be cleared, clean and clear the table being as polite as possible to guests.

Front Door: Enforcing dress code, checking IDs, allowing guests in and out, managing line, making sure no drinks or glassware leave the premise, managing persons count.

Note: there is always at least one person at each door no matter what is going on.

Interior Bar and Patio: Supporting the door, making sure no one enters through patio other than as cleared by security at the door, making sure no drinks or glassware leaves the premise, helping gather glassware on patio, making sure no one jumps the patio fence, watching patrons in your section, cleaning up any spills or broken glassware.

Interior Bar and Stage: Watching back door (emergency exit) to ensure no one exits or enters through it, monitoring patrons in your section, collecting glassware in the vicinity, cleaning up any spills or broken glassware, clearing tables.

Front Door: The Front Door position is critical to the proper flow and smooth workings of the entire establishment. There are several key points to making sure the front door is working efficiently and properly.

Age Verification: It is one of the most important roles of door personnel to check and verify the legal age of patrons entering the establishment. Precautions should be taken at the door to cover liability issues. The four steps in checking ID are First, ask for ID. Second, insure the ID is valid (one of the five acceptable forms) and unaltered. Third, compare the presenter with the photograph. Lastly, make sure the ID indicates the patron is 21 or older, BLK Live Policy is to log all persons under the age of 25-years old. Arizona law states that if you allow an underage person **inside WITHOUT LOGGING THEIR ID IT IS PRESUMED YOU KNEW THEY WERE UNDERAGE.**

Wrist Bands: If wristbands are utilized to identify persons who are old enough to consume/possess alcoholic beverages, wristbands will be securely placed on patrons' wrists and checked for tightness.

Occupancy Count: It is imperative that the door personnel know the maximum occupancy of the establishment to comply with Fire Marshal regulations. Clickers are used a+ the entrance and exit points in order to keep track of

13-UP-2018
7/20/2018

occupancy and to assure that maximum occupancy is not exceeded If the Fire Marshal does come by to check local fire regulations, be sure to contact the manager on duty and inform them The maximum occupancy at BLK Live is 545 patrons inside, and 354 patrons outside for a total occupancy of 899 persons

Line During busy nights, a line is a common occurrence as patrons try to enter the establishment as the occupancy approaches peak numbers It is important to remember to start a line before maximum occupancy is reached This allows you some room to work with without exceeding the maximum occupancy Things to a pay attention to while forming a line are large parties on the guest list, and regulars Allowing yourself room to work with assures you that when VIP patrons or regulars arrive you can quickly grant them access without exceeding maximum occupancy Attention to the flow of the establishment is also important Allowing enough room for people to move and enjoy themselves without being too crammed is in for the enjoyment of our customers

Dress Code The purpose of our dress code is to keep and promote the proper atmosphere, which is greatly influenced by the crowd This is why proper attire is required at all times Follow the dress code required by BLK Live Most of all, use common sense when making decisions If the attire does not fit the atmosphere of the establishment be polite and explain why entry is being denied If a customer is respectfully asking for the manager or, duty, go ahead and find the manager and explain the situation If the manager decides that the patron is ok, an exception to the dress code may be made

Patrons Behavior If a patron trying to gain entry into an establishment seems overly intoxicated or aggressive, politely refuse him entry It is illegal to grant entry to a person who is obviously intoxicated By refusing entry at the door you can prevent issues inside

Interior (front)/Patio While working inside and on the patio at as a security team member it is important to be diligent and attentive to your surroundings The safety and satisfaction of our customers is our top priority The following key points will help guide you in the right direction to offer the best experience for our guests

Patrons One of the main job duties of security is to maintain a fun and safe atmosphere for our guests, staff, and musicians You will have to deal with rude or unruly guests The BLK Live's policy when dealing with an unruly patron is non-confrontational Communication is critical Instead of being aggressive when dealing with unruly guests, be polite and explain the issue and what needs to be done to correct it This could be as simple as telling the patron they cannot stand on the tables, or explaining to them why they must leave the premises Be on the lookout for guests who are too intoxicated, bumping into other patrons, or engaging in any activity that disrupts the atmosphere of the establishment If you escort a patron outside, ask if they need a cab or help them provide safe transportation

Obvious Intoxication Arizona Revised Statutes 4 244 14 states that "obviously intoxicated" means inebriated to the extent that a person's physical faculties are substantially impaired and The impairment is show by significantly uncoordinated physical action or significant physical dysfunction that would have been obvious to c reasonable person Obviously intoxicated patrons must be removed from the licensed establishment within 30-minutes of when the licensee or employee of the licensee knew or should have known the patron was obviously intoxicated

Fights When a physical altercation does happen, it is your job as security to be as professional and effective in escorting the parties off the premises This also goes for patrons that are overly intoxicated Security shall not use excessive physical force, doing so will lead to disciplinary action Please read and sign the Security Personnel Policy and Liability Consent Form located in this document Make sure if you do escort a patron out for the night that the door personnel are aware of the status 'of that patron If a patron is involved in a fight, they are out no questions All fights must be reported to the manager on duty and an incident report shall be filled out When filling out the incident report be sure to be thorough and detailed in your explanation of the account Remember, patrons who are disorderly must be removed immediately from the serving area

Safe Ride Home: If a patron is perceived to be obviously intoxicated, they will be offered a taxi, limo, or other means of safe transportation so that they will be dissuaded from driving. If they choose to drive contrary to security staff's advice, SPD will be contacted. Additionally, an incident report documenting the offer must be produced and provided to a manager for each patron offered a safe ride home.

911: In case of a fire or other emergency, patrons will be evacuated through all emergency exits away from the threat-- If-you do not have personal knowledge that emergency services have been contacted, you must call 911 immediately.

House Rules and Laws: BLK Live has its own set of house rules to be enforced by security as well as making sure local laws are being followed. Make sure you know and understand these rules. Understanding the liquor laws are also highly important, it is highly encouraged that you as security team member attended a liquor classes in order to better understand follow and assure these regulations are being followed.

Basic Rules are as follows: 1. No standing on the furniture, 2. Customers may only smoke outside. 3. Customers may not pour their own bottles; bottle locks must be used 4. No drinks or glassware outside the establishment (patio ok). 5. Fighting, aggressive behavior, over intoxication, and illegal substances are not tolerated. 6. Taking pictures of the staff so that they may feel uncomfortable is not tolerated. 7. Grabbing or inappropriate touching of staff is not tolerated.

Cooperation with Scottsdale Fire Department: The Scottsdale Fire Department makes sure that BLK Live is adhering to fire codes and occupancy restrictions. If the Fire Marshal contacts you while at work, be sure to notify the manager on duty immediately. The front door court is very important. If is important that the door count is accurate and that the maximum occupancy of 375 patrons is not exceeded. Make sure all exits are clear from obstructions, including the back exit. Make sure there are no spills or broken glass left unattended.

Cooperation with Law Enforcement: The Arizona Department of Liquor Licenses and Control (ADLLC) is comprised of sworn officers that enforce local and state liquor laws. It is important that you, as a security member, know the basic law. ADLLC and/or SPD may also ask you questions as an employee of BLK Live to test your knowledge of these laws. Properly checking IDs is a critical duty of the security staff. Making sure you can recognize fake IDs is extremely important. Some IDs may also be real but do not belong to the person handing it to you. In this case, closely examining the picture to match it to the person is imperative. Look at things like weight, eye color, height, and any distinct facial features. Ask questions, such as what year they graduated from high school.

Employee Dress Code: It is important you are dressed in your Security uniform, jeans or shorts, and comfortable shoes that are appropriate for work. Hats are ok, as long as they are approved by management.

Closing Duties: The closing duties checklist covers all closing duties for Security staff members. At the end of each night you will be assigned a closing duty. The checklist will explain what is involved in each closing duly. When you are finished with your closing duty, make sure you check out with management before clocking out and leaving.

SECURITY CLOSING PROCEDURES CHECKLIST

security staff is to checkout with management before leaving

1. Trash: Trash is to be taken out every night. Trash bags must also be changed on a nightly basis. Once the trash cans have been dumped and re-bagged they are to be arranged neatly by the bar. Remember to close the dumpster once you dump all of the trash.

2. Bar: The bar mats must be taken out nightly and hung over the back railing. The TVs around the bar must be turned off. Make sure to take out any remaining trash cans.

3. Perimeter Sweep Front & Side: On a nightly basis the front and side perimeter must be thoroughly swept. All trash, including cigarettes, napkins, bottles, straws and other assorted trash must be cleaned up. A flashlight is to be used during [he sweeping process to insure all trash is swept up and removed, Trash in the bushes, gravel, and dirt in the front and side must either be swept or picked up by hand.

4. Patio: The patio is to be swept on a nightly basis. The patio bar chairs should be moved inside. The bar needs to be secured and locked and both doors must be locked.

5. Chairs: Chairs should be inspected at the end of each shift to ensure that they are clean and in good condition. Any broken chair should be removed and reported to management so a replacement may be secured.

6. Miscellaneous: Make sure the back door is locked and all equipment in turned off.

Security Personnel Policy and Liability Consent Form

The primary job duties of the Security Personnel (Doormen/Bouncers) are to check the legal age of patrons entering the establishment, ensure and enforce the house rules, perform fundamental public safety tasks, provide basic security to both the establishment and the patrons, and to monitor entry of individuals on the basis of occupant capacity, intoxication and/or aggressive behavior. Due to these job duties, Security Personnel may be given the capacity to carry out certain, fundamental safety tasks.

These tasks include but are not limited to enforcing the house rules, escorting disorderly patrons out of the establishment, and/or prohibiting entry into the establishment for any due cause. While the performance of some essential job duties may require reasonable force, the safety of all patrons must be taken into consideration. BLK Live expressly prohibits the use of excessive force in the performance of any essential job duty in any situation.

BLK Live has a No Strike Policy, meaning that no staff member will strike a patron unless it is absolutely necessary in a self-defense situation or the defense of an innocent person, if a strike is administered to a patron under any circumstances a report must be submitted to the manager before going home.

Security Personnel (Doorman/ Bouncer) exceed their authority when he or she uses excessive force in any way that would reasonably be considered irrationally violent and/or inflicts serious physical harm on any patron. In any circumstance where Security Personnel (Doorman/Bouncer) uses excessive force, the employee may be found criminally responsible of assault and may consequently be held personally liable for the injuries he or she inflicted on the patron.

Therefore, the Security Personnel (Doorman/ Bouncer) must understand and accept that they may be found responsible for any legal consequences that may result from the use of excessive force, including any and all monetary settlements as well as any other form of criminal and/or civil charges.

Plan A (Off-Peak Hours)

- Security Staff/Door Host shall arrive 10 minutes prior to shift and do briefing with management staff.
- Security Staff/Door Host should be in grooming compliance per BLK Live Policy.
- Proper work attire may change per event and or AM/PM shift.
- It is important that Security Staff does a walk around to advise the other staff members you are present. At such time communicate with staff members that might need your assistance with their Guest. (Intoxicated, Arguments etc.).

Positions and Procedures

- Assigned personnel at the entrance of the pool shall have an ID scanner, counter, and radio with ear piece.
- Personnel checking ID's shall be aware of A.R.S law. Any personnel entering the premises that looks below the age of 35 needs to provide ID upon request.
- Floating security shall conduct walks out by the pool and inside the club.
- Security Staff that are assigned to an area are to observe movement by guests.
- Security Staff shall report any issues or incidents right away to management on duty.
- Map lay out will be provided and positions will be assigned per event.
- Any physical contact between a guest and staff member will not be tolerated, security shall explain to the guest the issue and escort the guest out of the building.

Plan B (Weekend Events AM/PM Peak Hours)

- Security Staff/Door Host shall arrive 10 minutes prior to shift and do briefing with management staff
- Security Staff/Door Host should be in grooming compliance per BLK Live Policy
- Proper work attire may change per event and or AM/PM shift
- It is important that Security Staff does a walk around to advise the other staff members you are present At such time communicate with staff members that might need your assistance with their Guest (Intoxicated, Arguments etc)
- Map lay out will be provided and positions will be assigned per event

Positions and Procedures

- Security Staff/Door Host at the entrance of the pool shall have an ID scanner, counter, and radio with ear piece
- Head Security will float and conduct walks to ensure all security staff are in place
- Security Staff that are assigned to an area are to observe movement not only by guests but also have a visual of other staff members assigned to their post
- Security Staff shall approach an issue with minimum of 2 Security present It is important to report any issues or incidents right away to management on duty
- 2 counters should be utilized to ensure the amount of guests entering and exiting
- A R S states, any personnel entering the premises that looks below the age of 35 needs to provide ID upon request
- Per BLK Live policy, during events while the club and pool are utilized each personnel that enters the building shall forward proper identification upon request at the entrance point
- If the personnel does not present an ID upon request they are permitted entrance to the establishment
- Any physical contact between a guest and staff member will not be tolerated, security shall explain to the guest the issue and escort the guest out of the building
- Minimum of 8 security members shall be scheduled on the Weekend Events

Plan C (Live Concerts Peak Hours)

- Security Staff/Door Host shall arrive 20 minutes prior to shift and do briefing with management staff
- Security Staff/Door Host should be in grooming compliance per BLK Live Policy
- Proper attire will vary per (Event/Concert)
- It is important that Security Staff does a walk around to advise the other staff members you are present At such time communicate with staff members that might need your assistance with their Guest (Intoxicated, Arguments etc)
- Map lay out will be provided and positions will be assigned per event during briefing

Positions and Procedures

- Door Hosts at the entrance of the pool shall have an ID scanner, counter, and radios with ear piece (5 staff members will be assigned to the front, 4 Hosts and 1 Hostess)
- Head Security will float and conduct walks to ensure all security staff are in place
- Each Security Staff will be assigned a radio and ear piece Flash lights will be required
- Security Staff that are assigned to an area are to observe movement not only by guests but also have a visual of other staff members assigned to their spot
- Security Staff shall approach an issue with minimum of 2 Security present It is important to report any issues or incidents right away to management on duty
- If the incident escalates, additional resources will be called for
- 3 counters should be utilized to ensure the amount of guests entering and exiting
- A R S states, any personnel entering the premises that looks below the age of 35 needs to provide ID upon request
- Per BLK Live policy, during events while the club and pool are utilized each personnel that enters the building shall forward proper identification upon request at the entrance point
- If the personnel does not present an ID upon request they are permitted entrance to the establishment
- Any physical contact between a guest and staff member will not be tolerated, security shall explain to the guest the issue and escort the guest out of the building
- During concerts 20-25 security will be scheduled and assigned to a certain spot

PERSONNEL POLICY AND LIABILITY CONSENT RECEIPT FORM

Acknowledgment of Security Personnel Policy and Liability Consent Form

I have read and understand this Security Personnel Policy and Liability Consent Form and will adhere to the policies, protocols, and guidelines of BLK Live.

_____ _____

Print Employee Name Employee Signature Date

Applicant Initials _____

First	Last	Phone #1	Phone #2	DOB	Address #1	Address #2	Position
Lily	Azzad	623-262-6828			1321 E. Willetta St.		Cocktail
Jack	Berno	301-514-6107		8/12/88	1824 E. Gardenia Ave	#175	Dishwasher
Elizabeth	Bowers	760-828-7626		6/19/92	2524 S. Colleen Cr.		Cocktail
Robert	Boymistruk	6023594264		4/24/79	1329 W Rockwood Dr		Bartender
Alysha	Bush	5035479365		6/4/95	713 E Wesleyan Dr		Host / Server
Anthony	Caracillo	8143214565		2/23/93	2401 E Rio Salado Pkwy	Unit 1055	Runner
Arianna	Carlise	4803041048		11/10/99	2945 N 38th St		Host
Mei	Chan	4807979955		3/9/85	2150 E. Bell Rd.	Unit 1025	Cocktail
Christopher	Cody	5205766379		9/11/92			Server
Cassidy	DeGraff	708-469-9916		2/10/98	2016 South Hammond Dr	Unit #106	Server
Stephanie	Delman	434-962-7757		4/12/91	3029 E. Paradise Ln		Bartender
Paula	Elias	6025709401		12/15/56	6612 E. Morning Vista Ln.		Bartender
Gregory	Elias	6025709400		12/17/49	6612 E Morning Vista Ln		Bartender
Rosa	Farmer-Bonilla	4802922713		9/14/84	3435 W DANBURY DR	Apt B201	Admissions
Sarah	Farmer-Bonilla	4807730746		7/25/84	3435 W Danbury Dr	Apt B201	Admissions
Mike	Ferralli	9196082243		3/23/74	3540 W. Saharah Ave #242		Security
Harold	Fonnegra	4802315000		12/27/67	9096 E. Voltaire		Bartender
Ryan	Garcia	8327974693		7/6/94	1640 e cielo grande ave		Barback
Raquel	Grays	7073652455		6/18/96	850 S River Dr		Hostess
Marika	Greda	2243886787		11/11/97	9010 S. Priest Dr #2141		Cocktail
Daniel	Hackett	4802912704		9/23/90	1640 W Cielo Grande Ave		Manager / Bar
Shailyn	Herrera	5054330029		2/13/97	13300 N 88th Ave	#1128	Cocktail
Ashley	Hoffman	8479032240		5/7/98	9405 N 128th Way		Cocktail
~~Azaque~~	~~Jamerson~~	2144573488		—	22480 N 104th Ave		—
Andre	Lafleur	5088409918		10/6/80	6640 E McDowell	Apt 2052	Barback / Server
Emily	Lamantia	602-820-5080		8/8/95	8518 E. Via De La Escuela		Server
Ella	Lizarraras	6025097126			3645 E. Montecito Ave		Barback
Teah	Luarca	602-334-0611		6/30/83	1224 N. 85th Pl		Host
Drovjan	Lulaj	4807666762		2/25/90	17636 N 25th PL		Manager (Security)
Jennifer	McGraw	480-498-0270		12/21/79	20244 N. 31ave #2081		Bartender
Mariah	Mullins	6029807330		10/11/94	7340 E Legacy Blvd	C3006	Barback
Evelyn	Napoles	6235058596		5/5/96	201 E Vogel Ave	Apt C	Hostess
Jeffrey	Nassief	6025617620		11/4/93	2401 W Calavar rd		Food Runner
Edith	Nava	6025588517		3/7/91	1620 E Bell Rd	#3090	Cocktail
Alisha	O'Niel	4804980636		11/8/92	4800 W. Ocotillo Rd		Server
Elizabeth	Paz Martinez	4806625879		11/26/68	5018 N 62nd Ln		Cook
Marinela	Postoloska	7085570381		12/17/92	4335 N 78th St	C102	Host
Lewis	Powell	13853198827		3/16/85	4425 N 78th St	125B	Barback
Fabiola	Ramirez	4805322943		6/3/72	5018 n62nd Ln		Cook
Shirley "Marshae"	Reid	5597093399		6/8/90	20003 N 23rd Ave	#126	Bartender
Raul	Reyes	2139449769		11/26/93	2317 E Fillmore St	1-A	Cook
Elizabeth	Reyes	6023949825		11/25/96	2317 E Fillmore St	1-A	Cook
Rebecca	Richards	7022354405			20660 N. 40th St.	Unit #1177	Cocktail

First	Last	Phone #1	Phone #2	BDAY	Address #1	Address #2	Position
Darrian	Robinson	602-793-7994		3/3/72	8747 W. Pioneers St		Security
Gustavo	Rodriguez Mancilla	6027905965		11/16/91	1308 N Longview Ave	Apt 218	Cook
Ruben	Rojas	6026212438			14014 N 32nd St	Apt 149	Security
Taylor	Shirley	4807072167		10/22/94	10255 E Via Linda	Unit 2008	Cocktail
Daniel	Smith	4806001600		3/15/64	9096 E. Voltaire Dr.		Barback
Marko	Tadic	6233634402		4/12/87	2331 W Tallgrass Trail		Bartender
Ryan	Turner	480-323-9792		6/3/91	704 N San Jose Cir		Security
Annie	Twietmeyer	6028852691		4/3/61	1719 E Montoya Ln		Event Manager
Rocco	Visnjic	6027053353		5/8/88	3320 E Campo Bello Dr		Manager
Katelyn	Wilson	5754429845		8/6/98	2222 N. McQueen	#1122	Cocktail
Lily	Woo	9494334530		8/13/73	5300 S Dragoon Dr		Barback
Anthony	Woznaik	6152755678		3/13/80	5669 N 78th Way		Marketing
Rachel	Wright	602-206-9193		4/27/93	4323 E. Acoma Dr		Cocktail
Jared	Wuethrich	6028092131		8/11/90	6101 E Yucca St		Manager
Jacob	Wyrick	4252442557		9/19/91	15442 E Acacia Way		Barback
Jonathan	Zamora	6029006990		5/5/95	909 East Colter	Apt 1	Cook
Anya	Zayats	4802924827		4/18/95	7920 Bridge Gate Dr		Host
Affordable POS							
TRAIN BARTENDER							
Tiki Guest Bartender							
Club Guest Bartender							

Simulations
Photos
All Graphics (no plans)

BLK PATIO ADDITION

7301 E. BUTHERUS DRIVE
SCOTTSDALE, AZ 85024

GENERAL NOTES

1. SPECIAL DESIGNS OR ADAPTATIONS SHOWN ON THESE DRAWINGS ARE THE PROPERTY OF EXTOLLO DESIGN, LLC AND SHALL NOT BE REPRODUCED, REVISED OR USED FOR SALE OR USED FOR DISPLAY WITHOUT THE WRITTEN AUTHORIZATION OF EXTOLLO DESIGN, LLC. ALL SAMPLES, MODELS, DRAWINGS, SPECIFICATIONS AND COPIES THEREOF FURNISHED BY EXTOLLO DESIGN, LLC AND SHOWN IN THESE CONTRACT DOCUMENTS ARE, SOLE PROPERTY OF EXTOLLO DESIGN, LLC. THEY SHALL NOT TO BE USED ON WORK OUTSIDE THE ORIGINAL INTENTION OF THESE CONTRACT DOCUMENTS AND SHALL TO BE RETURNED TO EXTOLLO DESIGN, LLC AT THE COMPLETION OF THE WORK. THE CLIENT AGREES, TO THE FULLEST EXTENT PERMITTED BY LAW, TO INDEMNIFY, DEFEND AND HOLD EXTOLLO DESIGN, LLC AND ITS CONSULTANTS HARMLESS FROM ANY CLAIM, DEMAND ACTION, LIABILITY OR COST (INCLUDING REASONABLE ATTORNEYS FEES AND DEFENSE COSTS) ARISING OR ALLEGED TO ARISE OUT OF ANY RELIED ON MODIFICATION OF THESE CONTRACT DOCUMENTS BY THE CLIENT OR BY ANY PERSON OR ENTITY THAT ACQUIRES OR OBTAINS THESE CONTRACT DOCUMENTS FROM OR THROUGH THE CLIENT.

2. DO NOT SCALE THESE DRAWINGS. THE GENERAL CONTRACTOR SHALL VERIFY ALL DIMENSIONS AND CONDITIONS AT SITE, AND BRING ANY DISCREPANCIES, CHANGES OR VARIANCES TO THE ATTENTION OF EXTOLLO DESIGN, LLC PRIOR TO COMMENCEMENT OF THE WORK.

3. LARGE SCALE PLANS SHALL GOVERN ONLY SMALL SCALE PLANS. DETAILS SHALL GOVERN OVER PLANS AND ELEVATIONS.

4. ANY INFORMATION REQUIRED BY THE GENERAL CONTRACTOR AND THEIR SUBCONTRACTORS THAT IS NOT SHOWN ON THESE DRAWINGS OR CONTAINED IN OTHER CONTRACT DOCUMENTS SHALL BE REQUESTED BY THE GENERAL CONTRACTOR FROM EXTOLLO DESIGN, LLC. THE GENERAL CONTRACTOR SHALL NOT PROCEED WITH WORK AFFECTED BY SUCH ERRORS, DISCREPANCIES OR OMISSIONS WITHOUT RECEIVING THE NECESSARY CLARIFICATIONS. ADJUSTMENTS INVOLVING SUCH CONDITIONS MADE BY THE GENERAL CONTRACTOR WITHOUT SUCH CLARIFICATIONS WITHOUT PRIOR CLARIFICATION BY EXTOLLO DESIGN, LLC SHALL BE AT THE GENERAL CONTRACTORS OWN RISK. COMPLICATIONS ARISING FROM NONDISCLOSING WITHOUT THESE CLARIFICATIONS SHALL BE AT THE GENERAL CONTRACTORS SOLE LIABILITY.

5. THE GENERAL CONTRACTOR SHALL STRICTLY ADHERE, TO THE DESIGN DETAILS AND SPECIFICATIONS CONTAINED IN THESE DOCUMENTS. NO DEVIATIONS OR SUBSTITUTIONS SHALL BE PERMITTED WITHOUT WRITTEN AUTHORIZATION FROM PENNELL DESIGN, INC. ANY WORK DONE ON PRODUCTS INSTALLED NOT CONFORMING TO THESE DOCUMENTS SHALL BE REJECTED BY EXTOLLO DESIGN, LLC AND SHALL BE REDONE OR REPLACED AT THE GENERAL CONTRACTORS SOLE EXPENSE.

6. MECHANICAL, PLUMBING AND ELECTRICAL ITEMS ON ARCHITECTURAL DRAWINGS ARE SHOWN FOR LOCATION AND QUANTITY ONLY. REFER TO ENGINEERING DRAWINGS FOR ALL TECHNICAL INFORMATION.

7. THE GENERAL CONTRACTOR SHALL BE RESPONSIBLE FOR COORDINATING ALL WORK BETWEEN TRADES. ALL REFERENCES TO THE SCOPE OF WORK INCLUDED IN THESE CONTRACT DOCUMENTS ARE THE RESPONSIBILITY OF THE GENERAL CONTRACTOR AND THEIR SUBCONTRACTORS.

8. THE SCOPE OF WORK INDICATED IN THESE CONTRACT DOCUMENTS SHALL COMPLY WITH ALL LOCAL, STATE AND FEDERAL CODES, REGULATIONS AND ORDINANCES.

9. ALL WORK SHALL BE PERFORMED BY SKILLED AND QUALIFIED WORKMEN USING THE INDUSTRY STANDARDS FOR THE BEST PRACTICES OF EACH TRADES WORK.

10. ALL MATERIALS SHALL BE NEW AND CONTAINED IN ITS ORIGINAL PACKAGING OR CONTAINER WHEN DELIVERED TO THE SITE. ALL MATERIALS SHALL BE PROTECTED FROM DAMAGE BEFORE, DURING CONSTRUCTION AND AT THE TIME THE GENERAL CONTRACTOR ACCEPTS THE SITE FOR OCCUPANCY.

11. THE GENERAL CONTRACTOR SHALL NOT CAUSE INTERRUPTION OF MECHANICAL, PLUMBING, ELECTRICAL AND OTHER UTILITY SERVICES TO THE REMAINING AREAS OF THE EXISTING BUILDING AND PREMISES, INCLUDING AREAS OUTSIDE THE CONSTRUCTION LIMITS OF THE PROJECT. THE GENERAL CONTRACTOR SHALL SCHEDULE AND COORDINATE ALL REQUIRED INTERRUPTIONS WITH THE CLIENT/BUILDING OWNER'S PRIOR TO PERFORMING ANY SUCH INTERRUPTIONS.

12. THE GENERAL CONTRACTOR SHALL BE RESPONSIBLE FOR MAINTAINING A SAFE WORK ENVIRONMENT FOR ALL WORKERS AND BUILDING OCCUPANTS. THE GENERAL CONTRACTOR SHALL COMPLY WITH LOCAL, STATE AND FEDERAL SAFETY CODES, REGULATIONS AND ORDINANCES.

13. THE GENERAL CONTRACTOR SHALL MAINTAIN A CLEAN PREMISES FREE OF TRASH AND DEBRIS. THE GENERAL CONTRACTOR SHALL PROTECT ALL ADJACENT BUILDING AREAS FROM DAMAGE, SOILING, PAINT OVERSPRAY AND DUST. ALL FIXTURES, EQUIPMENT, GLAZING, WINDOW TREATMENTS, FLOORS, CEILINGS AND OTHER BUILDING ELEMENTS SHALL BE LEFT CLEAN AND READY FOR OCCUPANCY. ANY DAMAGES INCURRED DURING DEMOLITION OR CONSTRUCTION OF THIS SCOPE OF WORK SHALL BE REPAIRED, REPLACED OR RESTORED AS DIRECTED BY THE BUILDING OWNER OR CLIENT. THE GENERAL CONTRACTOR SHALL BEAR FINANCIAL RESPONSIBILITY FOR SUCH DAMAGE AND ANY WORK UNDERTAKEN TO CORRECT IT.

14. THE GENERAL CONTRACTOR SHALL PAY FOR ALL NECESSARY FEES AND PERMITS REQUIRED FOR THE SCOPE OF WORK TO BE PERFORMED PRIOR TO COMMENCEMENT OF CONSTRUCTION UNLESS NOTED OTHERWISE BY THE OWNER.

15. MANUFACTURED MATERIALS, FINISHES AND EQUIPMENT SHALL BE INSTALLED PER MANUFACTURERS RECOMMENDATIONS AND SPECIFICATIONS.

16. THE GENERAL CONTRACTOR SHALL SUBMIT SHOP DRAWINGS AND/OR SAMPLES OF ALL PURCHASED FABRICATED AND FINISH ITEMS FOR REVIEW BY EXTOLLO DESIGN, LLC PRIOR TO PURCHASING OR FABRICATING SUCH MATERIALS. THE GENERAL CONTRACTOR SHALL ALLOW A MINIMUM OF 3 COPIES OF THESE SUBMITTALS TO EXTOLLO DESIGN, LLC.

17. ALL EXIT DOORS SHALL BE OPERABLE FROM THE INSIDE, WITHOUT USE OF A KEY OR SPECIAL KNOWLEDGE. MANUALLY OPERATED BARRACK MOUNTED FLUSH BOLTS AND SURFACE BOLTS ARE PROHIBITED.

18. MOUNTING HEIGHT FOR TELEPHONE/COMPUTER AND ELECTRICAL OUTLETS SHALL BE 15 INCHES ABOVE THE FINISHED FLOOR TO THE BOTTOM OF THE DEVICE PLATE, UNLESS NOTED OTHERWISE. ELECTRICAL/TELEPHONE OUTLET COMBINATIONS SHALL BE MOUNTED ON LITHIA SIDE OF THE SAME, STUD.

19. MOUNTING HEIGHT FOR LIGHT SWITCHES AND THERMOSTATS SHALL BE 4'-0" ABOVE THE FINISHED FLOOR TO THE TOP OF LIGHT SWITCH AND THERMOSTAT COVERS. THERMOSTATS SHALL NOT BE PLACED IN THE CENTER OF A PARTITION AND SHALL BE LOCATED ADJACENT TO A DOOR LIGHT SWITCH ON PARTITION OPENING WHERE APPLICABLE.

20. THE GENERAL CONTRACTOR SHALL FURNISH AND INSTALL ALL EXIT SIGNS, NIGHT ON LIGHTS, NOT LIGHTS, FIRE AND SMOKE DETECTION AND ALARM SYSTEMS EXTENSIONS INTO THE AREA OF WORK AS REQUIRED BY LOCAL, STATE AND FEDERAL CODES AND THE CITY FIRE MARSHALL.

21. ALL GLASS SUBJECT TO HUMAN IMPACT SHALL CONFORM TO THE REQUIREMENTS OF I.B.C. SECTION 2406. SAFETY GLAZING SHALL BE INSTALLED AS PER 2406.4 INCLUDING BUT NOT LIMITED TO: ANY GLAZING WITHIN A 24 INCH ARC OF EITHER VERTICAL EDGE OF THE DOOR AND WHOSE BOTTOM EDGE IS LESS THAN 60 INCHES ABOVE THE FLOOR, AND ANY GLAZING THAT IS GREATER THAN 9 SQUARE FEET AND WHOSE BOTTOM EDGE IS LESS THAN 18 INCHES ABOVE THE FLOOR AND WHOSE TOP EDGE IS MORE THAN 36 INCHES ABOVE THE FLOOR AND IS WITHIN 36 INCHES HORIZONTALLY OF A WALKING SURFACE. GLASS SHALL BE FIRMLY SUPPORTED ON ALL FOUR EDGES. THE FOLLOWING THICKNESSES OF GLASS MAY BE USED IN BUTT GLAZED, FULL GLASS WINDOWS, WHEN SUPPORTED ON TWO EDGES:

60 INCH SPAN OR LESS: 1/4" THICK
80 INCH SPAN OR LESS: 5/16" THICK
96 INCH SPAN OR LESS: 3/8" THICK

21. THESE CONTRACT DOCUMENTS ASSUME THAT ALL EXISTING CONSTRUCTION CONDITIONS COMPLY WITH APPLICABLE CODES IN ACADICE TO THESE PRODUCTS SCOPE OF WORK. THE GENERAL CONTRACTOR SHALL INFORM THE BUILDING OWNER AND EXTOLLO DESIGN, LLC OF ANY ITEMS DISCOVERED TO BE OUT OF CODE COMPLIANCE DURING CONSTRUCTION.

22. THE GENERAL CONTRACTOR SHALL PROVIDE THE FOLLOWING PRODUCT CLOSE OUT DOCUMENTS FOR DISTRIBUTION TO THE CLIENT/BUILDING OWNER:

A. ONE REPRODUCIBLE SET OF RECORD DRAWINGS INDICATING ALL MODIFICATIONS MADE TO BUT NOT LIMITED ARCHITECTURAL, STRUCTURAL, MECHANICAL, PLUMBING AND ELECTRICAL AND FIRE LIFE SAFETY SYSTEMS DURING CONSTRUCTION OF THIS PROJECT.

B. THREE COPIES OF ALL MANUFACTURERS WARRANTIES AND GUARANTEES ASSEMBLED IN LOOSE LEAF BINDERS WITH A TABLE OF CONTENTS. THE GENERAL CONTRACTOR SHALL INCLUDE THEIR OWN SMALL ONE YEAR WARRANTEE. THE DATE OF ALL WARRANTEES AND GUARANTEES SHALL BE THE DATE OF SUBSTANTIAL COMPLETION OR AS AGREED TO IN WRITING FROM THE CLIENT/ BUILDING OWNER. THE INFORMATION SHALL INCLUDE LISTING OF CONTRACTORS, SUB-CONTRACTORS AND MAJOR SUPPLIERS WITH COMPANY NAME, CONTACT PERSON, ADDRESS AND TELEPHONE NUMBERS.

C. THE GENERAL CONTRACTOR SHALL CHANGE CONSTRUCTION LOCK CORES TO A PERMANENT KEYING SYSTEM AND DISTRIBUTE ALL KEYS TO THE CLIENT/ BUILDING OWNER IN THE KEYING CONFIGURATION AND QUANTITIES REQUIRED.

D. THE GENERAL CONTRACTOR SHALL PROVIDE EXTRA STOCK MATERIAL (QUANTITY AND STORED IN THE CLIENT/ BUILDING OWNERS DESIGNATED AREA FOR THE FOLLOWING:

1. TWO FULL CARTONS OF CARPET TILES
2. LARGE RUNNERS OF BROADLOOM CARPET
3. TWO FULL CARTONS OF FIELD VCT, CERAMIC STONE OR OTHER FLOOR MATERIAL
4. ONE FULL CARTON OF EACH ACCENT VCT, CERAMIC STONE OR OTHER FLOOR MATERIAL
5. ONE GALLON OF EACH PAINT COLOR USED

E. THREE COPIES OF OPERATION AND MAINTENANCE MANUALS ASSEMBLED IN LOOSE LEAF BINDERS WITH FOLLOWING INFORMATION:

1. OPERATING INSTRUCTIONS SHALL INCLUDE COMPLETE OPERATING SEQUENCES, CONTROL DIAGRAMS, DESCRIPTION MILLHOD OF MACHINERY, SERIAL NUMBERS, FACTORY ORDER NUMBERS, PARTS LIST, TESTING, INSTRUCTION BOOKS, SUPPLIERS NAME, ADDRESS AND TELEPHONE NUMBER.
2. MAINTENANCE INSTRUCTIONS SHALL INCLUDE WRITTEN INSTRUCTIONS FOR REQUIRED AND SUGGESTED MAINTENANCE, SCHEDULES FOR MECHANICAL, PLUMBING, ELECTRICAL AND SPECIALTY ITEMS FOR THIS PROJECT.
3. MAINTENANCE INSTRUCTIONS AND APPROVED CLEANING PRODUCTS FOR ALL FINISH MATERIALS.

23. ACCESSIBILITY SIGNAGE - PER ICC A117.1 2009, SECTION 703.1 FACTILE SIGNS SHALL CONTAIN BOTH RAISED CHARACTERS AND BRAILLE. WHERE SIGNS WITH BOTH VISUAL AND RAISED CHARACTERS ARE REQUIRED, EITHER ONE SIGN WITH BOTH VISUAL AND RAISED CHARACTERS OR TWO SEPARATE SIGNS, ONE WITH VISUAL AND ONE WITH RAISED CHARACTERS, SHALL BE PROVIDED.

24. MEANS OF EGRESS ILLUMINATION - PER 2012 IBC, SECTION 1008.2 THE MEANS OF EGRESS ILLUMINATION LEVEL SHALL NOT BE LESS THAN 1 FOOTCANDLE (11 LUX) AT THE WALKING SURFACE.

25. FIRE EXTINGUISHERS - PER 2012 IFC, SECTION 906.3 1 PORTABLE FIRE EXTINGUISHERS HAVING A GNOSS WEIGHT NOT EXCEEDING 40 POUNDS (18 KG) SHALL BE INSTALLED SO THAT THEIR TOPS ARE NOT MORE THAN 5 FEET (1524 MM) ABOVE THE FLOOR PER 2012 IFC, SECTION 906.3 1 PROVIDE SUM-KECC/SEC-2 FIRE EXTINGUISHER, TYP, 20 FOOT MAXIMUM OF 75 FEET APART

CITY OF SCOTTSDALE FIRE DEPARTMENT NOTES

1. SUBMIT SHOP DRAWINGS FOR ANY MODIFICATION OF THE EXISTING FIRE SPRINKLER SYSTEM AND COMPLY W/ NFPA 13 & LOCAL AMENDMENTS NOTE: EXISTING STANDARD RESPONSE SPRINKLER HEADS IN LIGHT HAZARD OCCUPANCIES WITHIN THE TENANT SPACE SHALL BE CHANGED OUT TO QUICK RESPONSE, WHEN WORK HAS BEEN CONTRACTED TO ADD AND/OR RELOCATE, 50% OR MORE OF THE SPRINKLER HEADS.
2. ALL FIRE PROTECTION SYSTEMS SHALL REMAIN OPERATIONAL AND MONITORED AS NECESSARY FOR CODE COMPLIANCE.
3. MOUNT MINIMUM 2A-10BC RATED FIRE EXTINGUISHER(S) IN ACCORDANCE WITH THE INTERNATIONAL FIRE CODE, AND NFPA 10 THE EXTINGUISHER QUANTITY & LOCATION(S) SHALL BE APPROVED BY THE FIRE INSPECTOR.
4. EXIT & EMERGENCY LIGHTING SHALL COMPLY WITH CITY ORDINANCE, & IFC 2012 ELECTRICAL
5. FIRE LANES TO BE ESTABLISHED AND/OR MAINTAINED.
6. ESTABLISH & MAINTAIN 20' OF ACCESS TO ALL STRUCTURES FROM THE PUBLIC ROADWAY DURING CONSTRUCTION.
7. PROVIDE A NEW KNOX BOX ® ONE JOLO NOT LASER ON BUILDING. MOUNT BY MAIN ENTRANCE 4' - 6" A.F.F. PROVIDE A DOOR KEY FROM TENANT AND PLACE IN KNOX BOX.
8. ALL MEDICAL PALMBELLS SHALL BE LOCBELL FROM STREET OR DRIVE.
9. CONTRACTOR TO VERIFY EXISTING AND/OR REQUIRED FIRE HYDRANT(S) INSTALLATION & MARKED WITH BLUE REFLECTOR PRIOR TO CLIENT/OBTAIN OF OCCUPANCY
10. SUBMIT SHOP DRAWINGS FOR ANY MODIFICATION TO FIRE ALARM SYSTEM (IF EXISTING & COMPLY WITH NFPA 72 & LOCAL CODES (ELL MECHANICAL SHALLS FOR DUCT DETECTION NOTED)

PROJECT DIRECTORY

BUILDING OWNER JEFFREY S. BENICE 3080 BRISTOL ST. COSTA MESA, CA 92626 CONTACT: JEFF BENICE PHONE: 714.941.3900 X221 FAX: 714.941.3905 EMAIL: -	ARCHITECT CW ARCHITECTURE 8414 E. ASTER DR. SCOTTSDALE, ARIZONA 85234 CONTACT: CORY WEBBERS PHONE: 480.284.7273 FAX: 480.284.7870 EMAIL: CORY@CWARCHITECTURE.NET
CIVIL ENGINEER 3 ENGINEERING 2929 E. CAMELBACK RD PHOENIX, ARIZONA 85016 CONTACT: DAN MANN PHONE: 602.734.4387 FAX: 602.490.3230 EMAIL: DANG@3ENGINEERING.COM	DESIGNER EXTOLLO DESIGN, LLC 2122 E. SESAME ST. TEMPE, ARIZONA 85283 CONTACT: JEFF PIELAGE PHONE: 480.888.6489 EMAIL: JPIELAGE@GMAIL.COM
LANDSCAPE ARCHITECT DESIGN ET HIC 1201 E. CAMELBACK RD PHOENIX, AZ 85021 CONTACT: BRANDON PAUL PHONE: 480.220.7077 EMAIL: BPAUL@DESIGNETHIC.NET	STRUCTURAL ENGINEER STRUKTUR STUDIO 1520 N. GRANITE REEF ROAD SCOTTSDALE, ARIZONA 85257 CONTACT: DAVID LUNING PHONE: 480.420.2266 FAX: 480.425.2225 EMAIL: DAVID@STRUKTURESTUDIO.COM

CITY OF SCOTTSDALE SITE PLAN PLANNING NOTES

SITE PLAN - PLANNING NOTES
COMMERCIAL & MULTI-FAMILY

Please provide the following standard notes on the site plan, additional notes may be required:

- [ ] Light fixture height shall not exceed 18 feet as measured from the finished grade to the top of the fixture. Pole within the safety triangle is to be limited to 3 feet in height. Trees within the safety triangle must be limbed up to a minimum height of 6 feet. Refer to Section 7.507 of the Zoning Ordinance for complete standards.
- [ ] Permanent Security Fencing Barrier is required at the perimeter of the Construction Site and shall be maintained throughout the duration of the Project. Refer to Section 4.710 of the Zoning Ordinance for complete standards.
- [ ] The proposed telecommunications facilities shall not be installed in the locations prior to the approval of the Development Review Board. Refer to Section 7.1000 of the Zoning Ordinance for complete standards.
- [ ] On-site vehicle sales and/or display areas are not allowed on this site.
- [ ] All signage is a separate permit and approval.
- [ ] A master sign program shall be submitted to the Development Review Board for their review and approval prior to the issuance of any sign permits. Refer to Section 4.600 of the Zoning Ordinance for complete standards.
- [ ] Temporary banners, pennants, spinners and streamers are not allowed.
- [ ] Roof-mounted equipment is not allowed.
- [ ] Wall-mounted equipment is not allowed.
- [ ] Ground-mounted equipment is not allowed.
- [ ] Outdoor storage is not allowed.
- [ ] Parapets shall be provided to screen roof-mounted equipment from public view.
- [ ] Provide an exterior wall Solar Access Analysis and submit a Construction Light Pollution Program to the Planning Department.

NATURAL AREA OPEN SPACE (NAOS) AND LIMITS OF CONSTRUCTION (LOC) PROTECTION PROGRAM

- [ ] Refer to the Zoning Ordinance for complete standards.
- [ ] Refer to the Zoning Ordinance for complete standards.
- [ ] Refer to the Zoning Ordinance for complete standards.
- [ ] Refer to the Zoning Ordinance for complete standards.
- [ ] Refer to the Zoning Ordinance for complete standards.
- [ ] Refer to the Zoning Ordinance for complete standards.
- [ ] Refer to the Zoning Ordinance for complete standards.
- [ ] Refer to the Zoning Ordinance for complete standards.
- [ ] Refer to the Zoning Ordinance for complete standards.

PROJECT NARRATIVE

THIS EXISTING RESTAURANT IS LOCATED IN THE SOUTHWEST QUADRANT OF THE INTERSECTION OF N. SCOTTSDALE RD. AND E. BUTHERUS DR. IN SCOTTSDALE, ARIZONA. THE EXISTING BUILDING WAS CONSTRUCTED IN 1980 AND IS APPROXIMATELY 3,000 SQ. FT. IN SIZE. THE EXISTING BUILDING IS SURROUNDED BY A PARKING LOT WITH ACCESS FROM BOTH N. SCOTTSDALE RD. AND E. BUTHERUS DR. THE EXISTING BUILDING IS ONE STORY IN HEIGHT AND IS CONSTRUCTED OF CONCRETE BLOCK WALLS WITH A FLAT ROOF. THE EXISTING BUILDING IS SURROUNDED BY A PARKING LOT WITH ACCESS FROM BOTH N. SCOTTSDALE RD. AND E. BUTHERUS DR. THE EXISTING BUILDING IS ONE STORY IN HEIGHT AND IS CONSTRUCTED OF CONCRETE BLOCK WALLS WITH A FLAT ROOF. THE EXISTING BUILDING IS SURROUNDED BY A PARKING LOT WITH ACCESS FROM BOTH N. SCOTTSDALE RD. AND E. BUTHERUS DR.

THE PROPERTY IS CURRENTLY ZONED C-2 AND IS LOCATED IN THE DOWNTOWN OVERLAY DISTRICT. THE EXISTING RESTAURANT IS A PERMITTED USE IN THE C-2 ZONING DISTRICT. THE EXISTING BUILDING IS NON-CONFORMING WITH RESPECT TO SETBACKS AND LANDSCAPE AREA. THE EXISTING BUILDING IS NON-CONFORMING WITH RESPECT TO PARKING. THE EXISTING BUILDING IS NON-CONFORMING WITH RESPECT TO LANDSCAPE AREA. THE EXISTING BUILDING IS NON-CONFORMING WITH RESPECT TO PARKING. THE EXISTING BUILDING IS NON-CONFORMING WITH RESPECT TO LANDSCAPE AREA.

THE PROPOSED PROJECT CONSISTS OF THE ADDITION OF A NEW PATIO AREA TO THE EXISTING RESTAURANT. THE PROPOSED PATIO AREA IS APPROXIMATELY 1,000 SQ. FT. IN SIZE. THE PROPOSED PATIO AREA IS LOCATED ON THE SOUTHWEST SIDE OF THE EXISTING BUILDING. THE PROPOSED PATIO AREA IS SURROUNDED BY A PARKING LOT WITH ACCESS FROM BOTH N. SCOTTSDALE RD. AND E. BUTHERUS DR. THE PROPOSED PATIO AREA IS ONE STORY IN HEIGHT AND IS CONSTRUCTED OF CONCRETE BLOCK WALLS WITH A FLAT ROOF. THE PROPOSED PATIO AREA IS SURROUNDED BY A PARKING LOT WITH ACCESS FROM BOTH N. SCOTTSDALE RD. AND E. BUTHERUS DR.

SHEET INDEX

G-0.0 PROJECT NARRATIVE - PROJECT INFORMATION - PARKING CALCULATIONS

C-1.0 IMPROVEMENT PLAN
C-1.1 GRADING AND DRAINAGE PLAN

L-0.1 DEMOLITION AND SITE PLAN
L-0.2 PLANTING PLAN
L-0.3 IRRIGATION NOTES AND PLAN
L-0.4 LANDSCAPE AND IRRIGATION DETAILS
L-0.5 PLANTING SPECIFICATIONS
L-0.6 IRRIGATION SPECIFICATIONS

A-1.0 OVERALL ARCHITECTURAL SITE PLAN
A-2.0 ENLARGED ARCHITECTURAL SITE PLAN
A-3.0 EXTERIOR ELEVATIONS
A-4.0 SECTIONS AND DETAILS

E-1.0 ELECTRICAL SYMBOLS AND SPECIFICATIONS
E-2.0 ELECTRICAL SITE PLAN
E-3.0 ELECTRICAL CUT SHEETS

S-1.0 GENERAL STRUCTURAL NOTES
S-1.1 FOUNDATION PLAN AND DETAILS
STRUCTURAL CALCULATIONS (SUBMITTAL ATTACHMENT)

CODE INFORMATION

APN	215-56-024D
ADDRESS	7301 E. BUTHERUS DR. SCOTTSDALE, AZ 85024
ZONING	C-2 (NO CHANGE)
SITE AREA	84,158 S.F.
FLOOR AREA RATIO (0.6)	67,326 SF ALLOWED (NO CHANGE) 9,979 SF PROVIDED (NO CHANGE TO BUILDING)
OPEN SPACE AREA (0.1)	8,426 SF ALLOWED 12,301 SF PROVIDED
MAXIMUM HEIGHT	30' FEET (MAXIMUM ALLOWED) 15' FEET (EXISTING (NO CHANGE))
SETBACKS	FRONT YARD: 50% OF OPEN SPACE OR 4.7 I SF FRONT PROV: 8,438 SF (BUTHERUS), 3,863 SF (73RD ST.) SIDE: N/A REAR: N/A
NUMBER OF STORIES	1
AGL OF BUILDING	BUILT IN 1980

SCOTTSDALE BUILDING CODES (WITH CITY OF SCOTTSDALE AMENDMENTS)

2012 INTERNATIONAL BUILDING CODE WITH AMENDMENTS
2012 INTERNATIONAL EXISTING BUILDING CODE WITH AMENDMENTS
2012 INTERNATIONAL ENERGY CONSERVATION CODE WITH AMENDMENTS
2012 INTERNATIONAL MECHANICAL CODE WITH AMENDMENTS
2012 INTERNATIONAL FUEL GAS CODE WITH AMENDMENTS
2012 INTERNATIONAL GREEN CONSTRUCTION CODE WITH AMENDMENTS
2011 NATIONAL ELECTRIC CODE WITH AMENDMENTS
2012 INTERNATIONAL PLUMBING CODE WITH AMENDMENTS
2012 INTERNATIONAL PROPERTY MAINTENANCE CODE
AMERICANS WITH DISABILITIES ACT
ADAAG

ALL PRODUCTS LISTED BY I.C.C.NUMBER(S) SHALL BE INSTALLED PER THE REPORT AND MANUFACTURER'S WRITTEN INSTRUCTIONS. PRODUCT SUBSTITUTION(S) FOR PRODUCT(S) LISTED SHALL ALSO HAVE I.C.C. APPROVED EVALUATION REPORT(S) OR BE APPROVED AND LISTED BY OTHER NATIONALLY RECOGNIZED TESTING AGENCIES.

FIRE SPRINKLER MODIFICATIONS ARE NOT REQUIRED AS PART OF THIS PROJECT. ANY FIRE SPRINKLER WORK DEEMED REQUIRED BY THE CITY OF SCOTTSDALE SHALL BE DEFERRED SUBMITTALS. BEFORE COMMENCING ANY WORK ON THE SPRINKLER SYSTEM PLANS WILL BE SUBMITTED AND APPROVED BY THE DEPARTMENT OF BUILDING SAFETY

LEASED PARKING STALL LOCATION PLAN

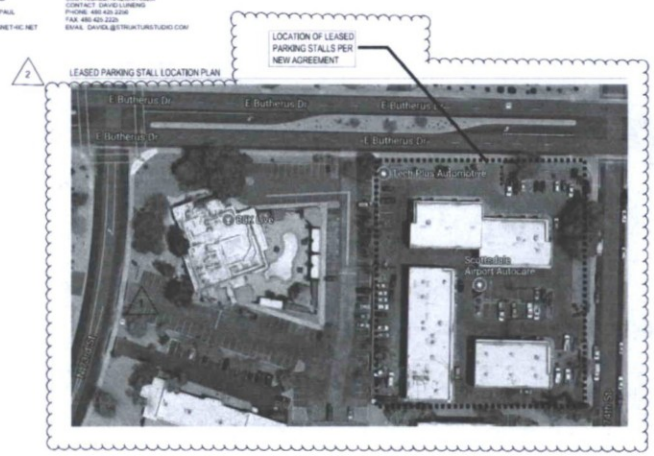

PARKING CALCULATIONS

EXIST. RESTAURANT - KITCHEN = 1838-2408 = 42/5 SQFT /120 = 35.83 STALLS REQ.
SHARED ENTRY = 140 SQFT / 120 = 4.34
NEW PATIO = 2660 SQFT - 1000 / 250 = 4.28
STORAGE = 243 SQFT / 600 = 0.31
MUSIC SPACE 3367 SQFT / 50 = 55.78
EXISTING PATIO SPACE = 10660 SQFT - 226 = 992 FOR LANDSCAPING - 226= 48.04
STORAGE = 163 / 600 = 0.26
SUBTOTAL PARKING STALLS REQUIRED = 145.78 OR 147 STALLS REQUIRED

PARKING STALL REDUCTION = A TOTAL REDUCTION OF (2) PARKING STALLS PER EXISTING SHOWER. (3) EXISTING SHOWERS PROVIDED - (2) TOTAL PARKING STALLS REMOVED FROM REQUIRED TOTAL
TOTAL STALLS REMOVED FROM REQUIRED SUBTOTAL 5

TOTAL PARKING STALLS PROVIDED
EXISTING ON PROJECT PROPERTY 119
LEASED PARKING STALLS FROM ADJACENT PROPERTY 22
TOTAL PARKING STALLS PROVIDED 141

TOTAL STALLS REQUIRED AFTER REDUCTIONS 141
TOTAL STALLS BEING PROVIDED 141

VICINITY MAP NO SCALE

NORTH

EXTOLLO DESIGN
2122 E. SESAME ST.
TEMPE, AZ 85283
480-888-6565

BLK PATIO ADDITION
7301 E. BUTHERUS DRIVE
SCOTTSDALE, AZ 85024

PROJECT NARRATIVE - PROJECT INFORMATION - PARKING CALCULATIONS

DRAWN: JTP

JOB NO: 15-001
DATE: 12.9.16
REVISED:
1 CITY COMMENTS 4.3.17
2 CITY COMMENTS 10.9.17

G-0.0

12-UP-2018
07/20/18

1 EXISTING OCCUPANCY CLACULATIONS

OCCUPANCY GROUP: A-2

BUILDING AREAS: INTERIOR (WITH AFSE):
- PREVIOUS EXISTING DINING: 1868 SF
- INTERIOR EXISTING BAR: 218 SF
- INTERIOR EXISTING RESTROOMS: 488 SF
- INTERIOR EXISTING KITCHEN: 2484 SF
- NON OCCUPANCY/MECH/STORAGE: 396 SF
- TOTAL (GROSS FLOOR AREA): 5371 SF

PATIO:
- ENCLOSED/COVERED PATIO (WITH AFSE):
  - DINING: 3205 SF
  - RESTROOMS: 804 SF
  - BAR: 423 SF
  - TOTAL: 4139 SF
- EXTERIOR PATIO:
  - DINING: 7197 SF (INCLUDING 688 SF OF LANDSCAPE AND 1644 SF OF WATER FEATURE)
  - DANCING: 1330 SF
  - BAR: 201 SF
  - TOTAL: 8868 SF
- TOTAL PATIO: 12767 SF

OCCUPANT LOAD:

INTERIOR:

ASSEMBLY WITH/OUT FIXED SEATS MIXED:
- TABLES & CHAIRS: 1868 / 15= 1868 LOAD 124
- KITCHEN COMMERCIAL: 2484 / 200= 12.42 LOAD 12
- TOTAL OCCUPANTS INTERIOR: 137
- EXITS REQUIRED (INTERIOR): 2
- EXITS PROVIDED (INTERIOR): 4
- EXITS REQUIRED (KITCHEN): 1
- EXITS PROVIDED (KITCHEN): 3

COVERED ENCLOSED PATIO:

ASSEMBLY WITHOUT FIXED SEATS:
- TABLES & CHAIRS (COVERED PATIO): 3205 / 15= 213.67 LOAD 214
- TOTAL OCCUPANTS COVERED PATIO: 214
- EXITS REQUIRED (COVERED PATIO): 2
- EXITS PROVIDED (COVERED PATIO): 2

EXTERIOR PATIO:

ASSEMBLY WITHOUT FIXED SEATS:
- TABLES & CHAIRS: 7197 / 15= 479.8 LOAD 480
- BAR AREA: 201 / 7= 28.71 LOAD 29
- DANCING: 1330 / 7= 190 LOAD 190
- TOTAL OCCUPANTS: 699
- EXITS REQUIRED: 3
- EXITS PROVIDED: 4

1 PLUMBING CALCULATIONS (OPENING TO 9PM)

9PM TO CLOSE

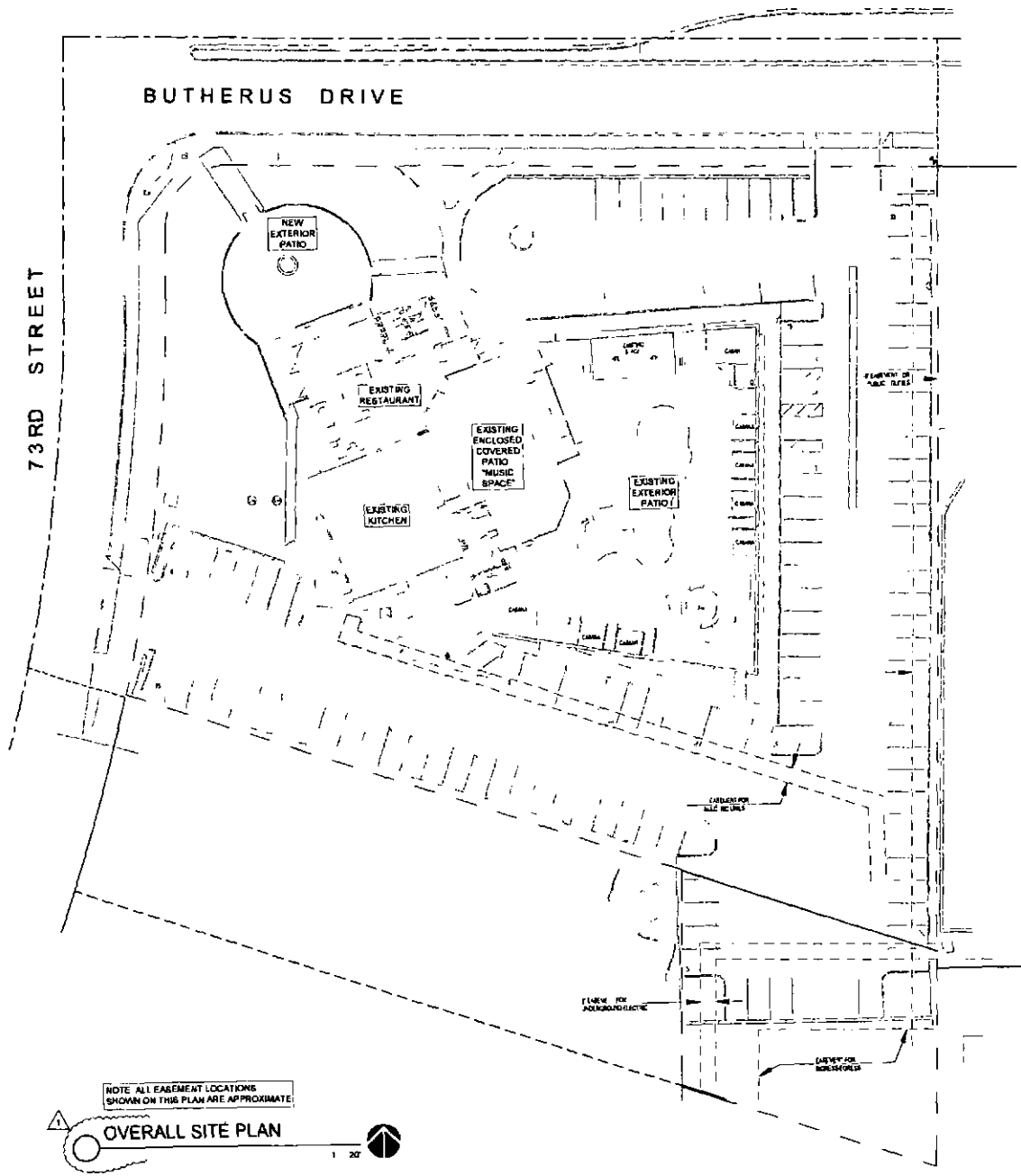

NOTE: ALL EASEMENT LOCATIONS SHOWN ON THIS PLAN ARE APPROXIMATE

1 OVERALL SITE PLAN

1" = 20'

EXTOLLO DESIGN
12... E AVE 1
TUCSON AZ 85 23
...863-0365

BLK PATIO ADDITION
7301 E BUTHERUS DRIVE
SCOTTSDALE AZ 85254

OVERALL SITE PLAN

DRAWN: JTP

JOB NO: 15-001

DATE: 10.12.16

REVISED:
1 CITY COMMENTS 4.3.17

A-10

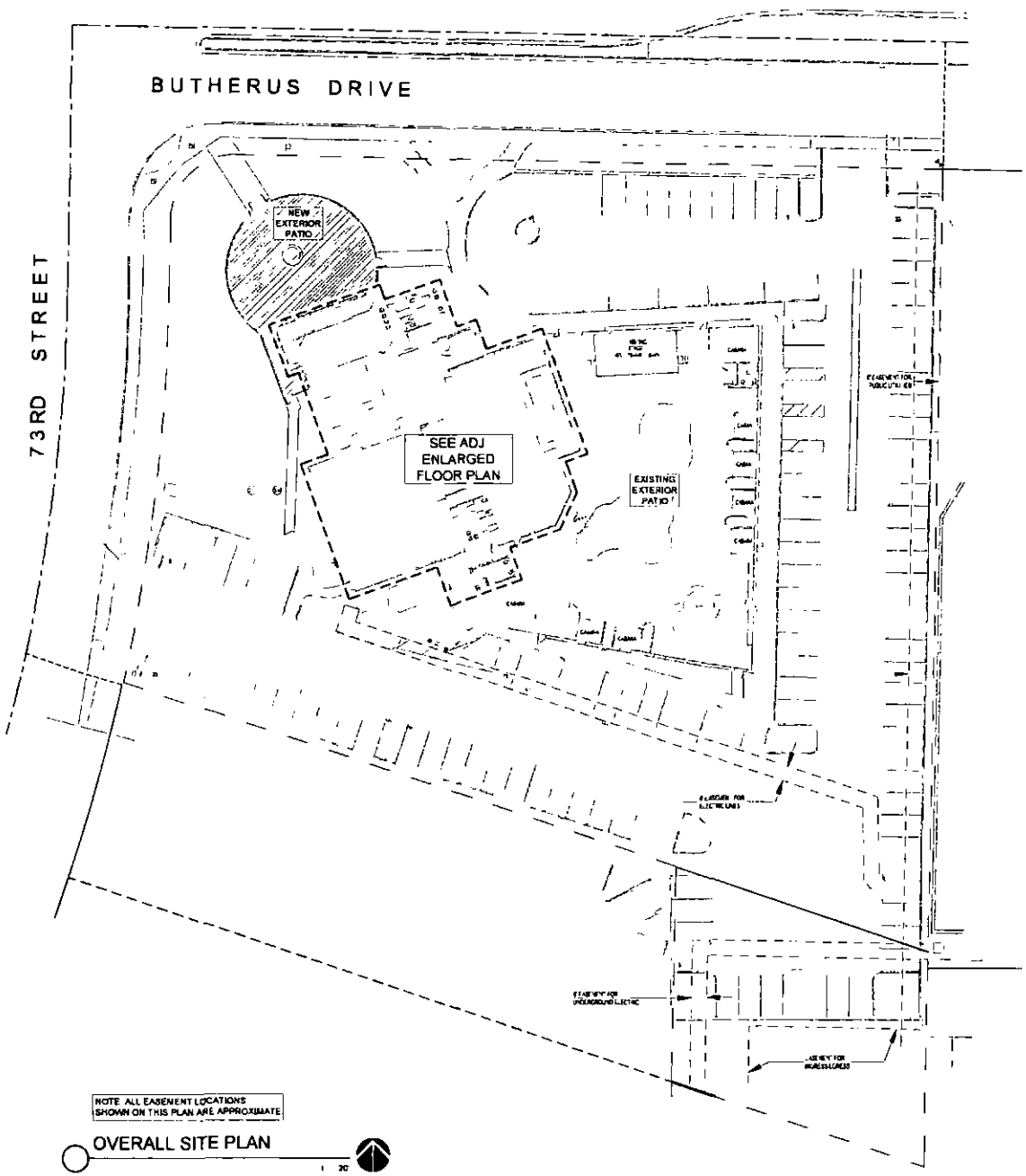

OVERALL SITE PLAN

1" = 20'

EXISTING RESTAURANT (BLK-3)

NEW EXTERIOR PATIO 2,500 SF (SEE ADJACENT SITE PLAN)
EXISTING RESTAURANT 1,573 SF
EXISTING BAR 265 SF
EXISTING RESTAURANT STORAGE 253 SF
EXISTING KITCHEN 2,432 SF
EXISTING ADJACENT RESTROOMS 487 SF
ONE HALF OF SHARED ENTRY 273 SF
TOTAL AREA 7,783 SF

LIVE MUSIC (BLK-LIVE)

EXISTING EXTERIOR PATIO 8,684 SF (SEE ADJACENT SITE PLAN)
EXISTING LIVE MUSIC SPACE 2,920 SF
EXISTING PATIO BAR 427 SF
EXISTING ADJACENT STORAGE 163 SF
EXISTING ADJACENT RESTROOMS 513 SF
ONE HALF OF SHARED ENTRY 273 SF
TOTAL AREA 12,980 SF

TOTAL AREA 20,742 SF

CODE INFORMATION

PARKING CALCULATIONS

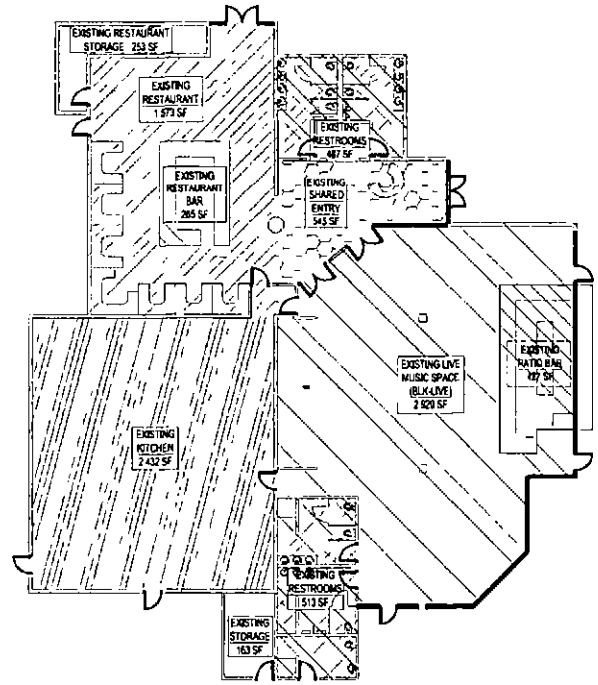

ENLARGED FLOOR PLAN

3/32" = 1'-0"

EXTOLLO DESIGN

BLK PATIO ADDITION
7301 E BUTHERUS DRIVE
SCOTTSDALE AZ 85224

FLOOR PLAN WORKSHEETS

DRAWN JTP

JOB NO. 15-001
DATE 7.2.15
REVISED

FLOOR PLAN WORKSHEETS

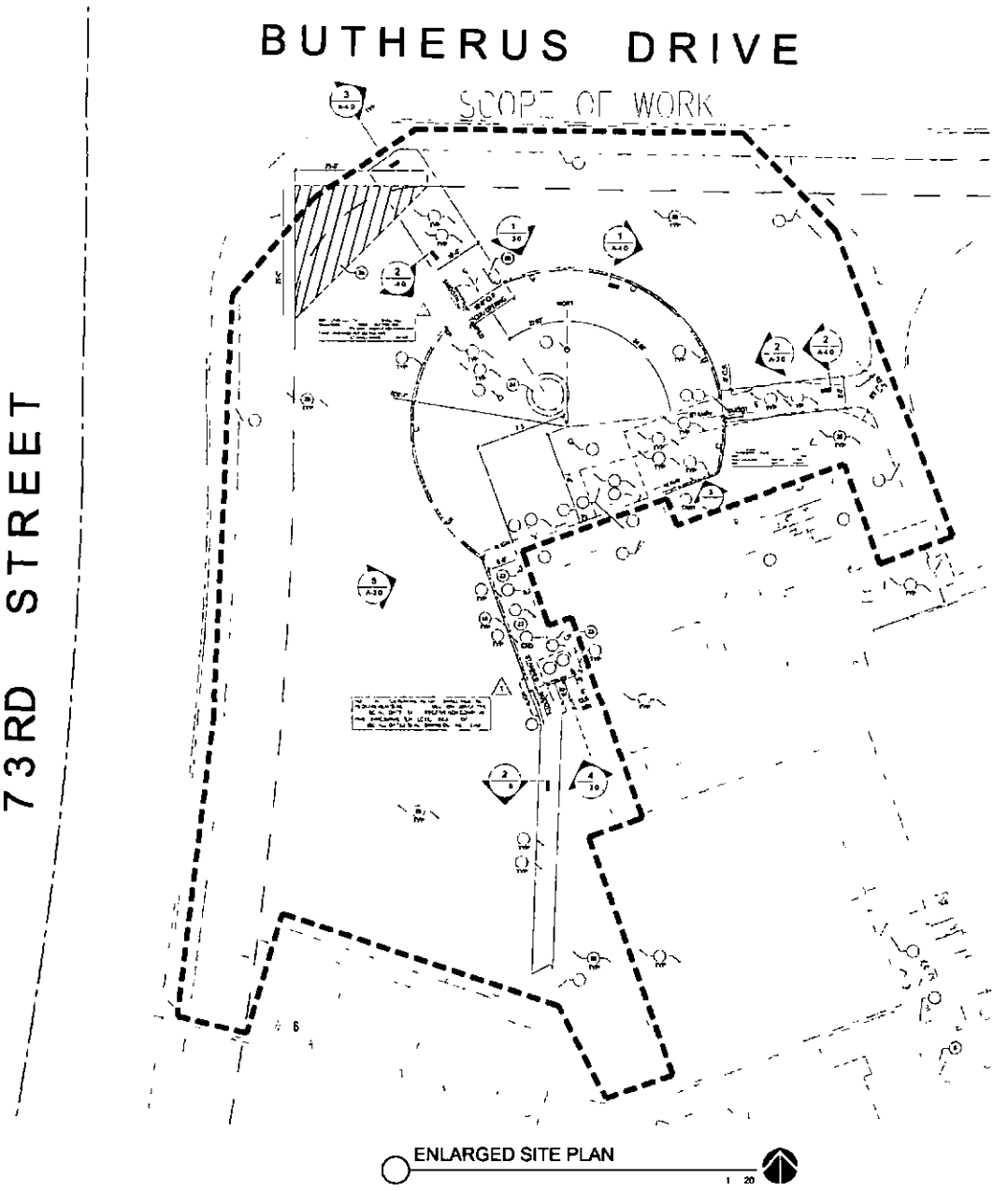

ENLARGED SITE PLAN

1 20

ENLARGED SITE PLAN KEYNOTES

GATE HARDWARE NOTES

EXTOLLO DESIGN
2122 E SESAME ST
TEMPE AZ 85283
480-868-6565

BLK PATIO ADDITION
7301 E BUTHERUS DRIVE
SCOTTSDALE AZ 85024

ENLARGED SITE PLAN

DRAWN JTP

JOB NO 15-001
DATE 12 9 16
REVISED
1 CITY COMMENTS 4 3 17

A-2 0

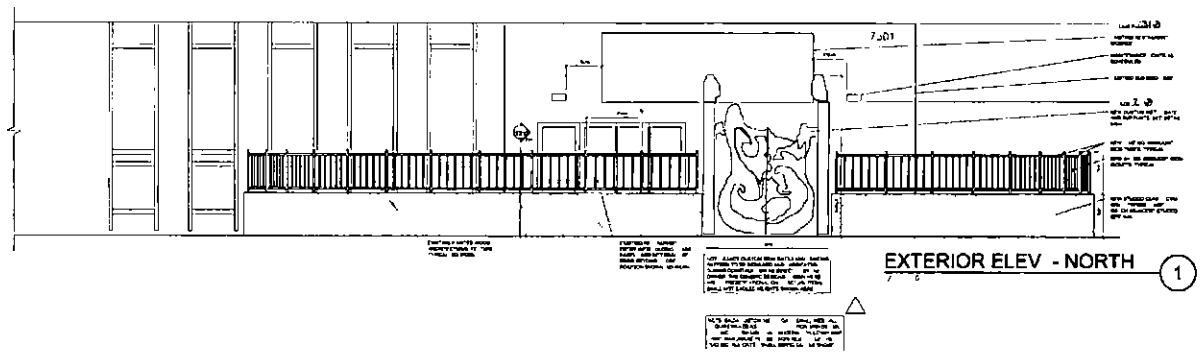

EXTERIOR ELEV - NORTH 1

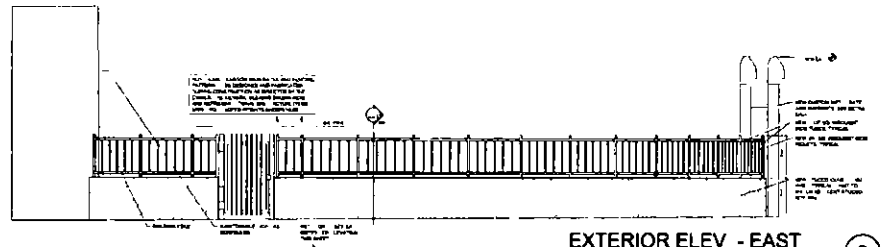

EXTERIOR ELEV - EAST 2

NOTE: ALL STUCCO AND WROUGHT IRON FENCING TO BE PAINTED TO MATCH EXISTING EXTERIOR COLOR. GENERAL CONTRACTOR TO PROVIDE DRAWDOWNS FOR OWNER REVIEW AND APPROVAL. PAINT TO BE DUNN EDWARDS NATURAL BRIDGE DE6138 EVERSHIELD 100% ACRYLIC (LRV 24) OR EQUAL

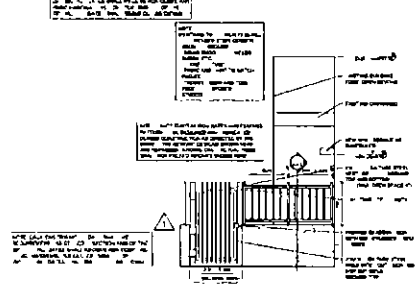

EXT ELEV - SOUTHWEST 4

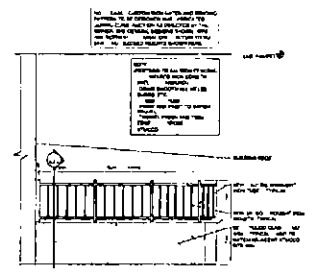

EXT ELEV - SOUTHEAST 3

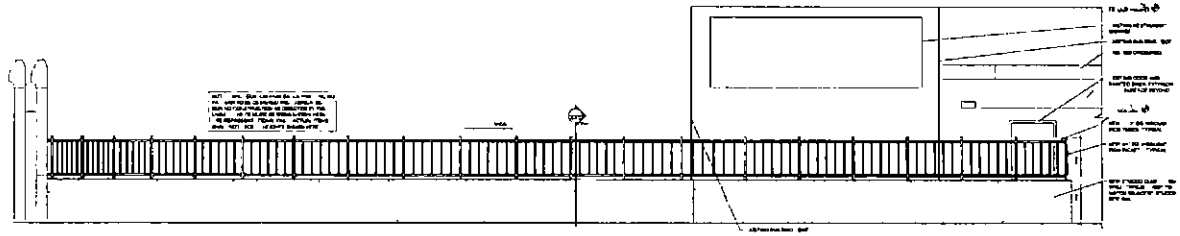

EXTERIOR ELEV - WEST 5

EXTOLLO DESIGN
2122 E. SESAME ST
TEMPE, AZ 85283
480-888-6683

BLK PATIO ADDITION
7301 E. BUTHERUS DRIVE
SCOTTSDALE, AZ 85024

EXTERIOR ELEVATIONS

DRAWN JTP

JOB NO 15-001

DATE 12.9.16

REVISED
1 CITY COMMENTS 4.3.17

A-3.0



GATE CONCEPTUAL ELEV. 5
N.T.S.

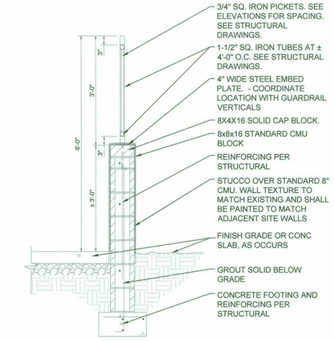

PERIMETER WALL SECTION 1
1/2"=1'-0"

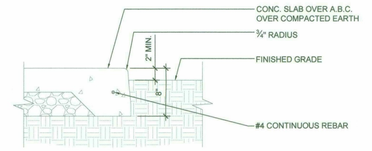

CONCRETE TURNDOWN 2
1"=1'-0"

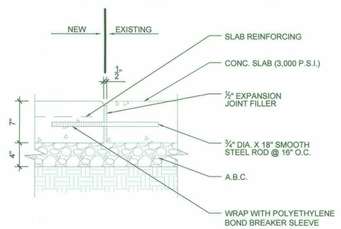

CONC. JOINT AT EXST. SLAB 3
1"=1'-0"

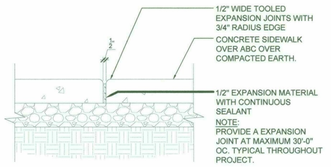

TYPICAL CONTROL JOINT 4
1"=1'-0"

EXTOLLO DESIGN
2122 E. SESAME ST.
TEMPE, AZ 85283
480-888-6565

WRIGHT ARCHITECTURE
10035 N. 71st Place
Scottsdale, AZ 85258
P: 480.364.7273
www.wrightarchitecture.com

REGISTERED ARCHITECT
CERTIFICATE NO.
41657
Cory S. Wright
Date Signed 02-03-17
ARIZONA, USA
expires 12-31-19

BLK PATIO ADDITION
7301 E. BUTHERUS DRIVE
SCOTTSDALE, AZ 85024

SECTIONS AND DETAILS

DRAWN: JTP

JOB NO. 15-001
DATE: 12.9.16
REVISED:

A-4.0

13-UP-2018
7/20/2018

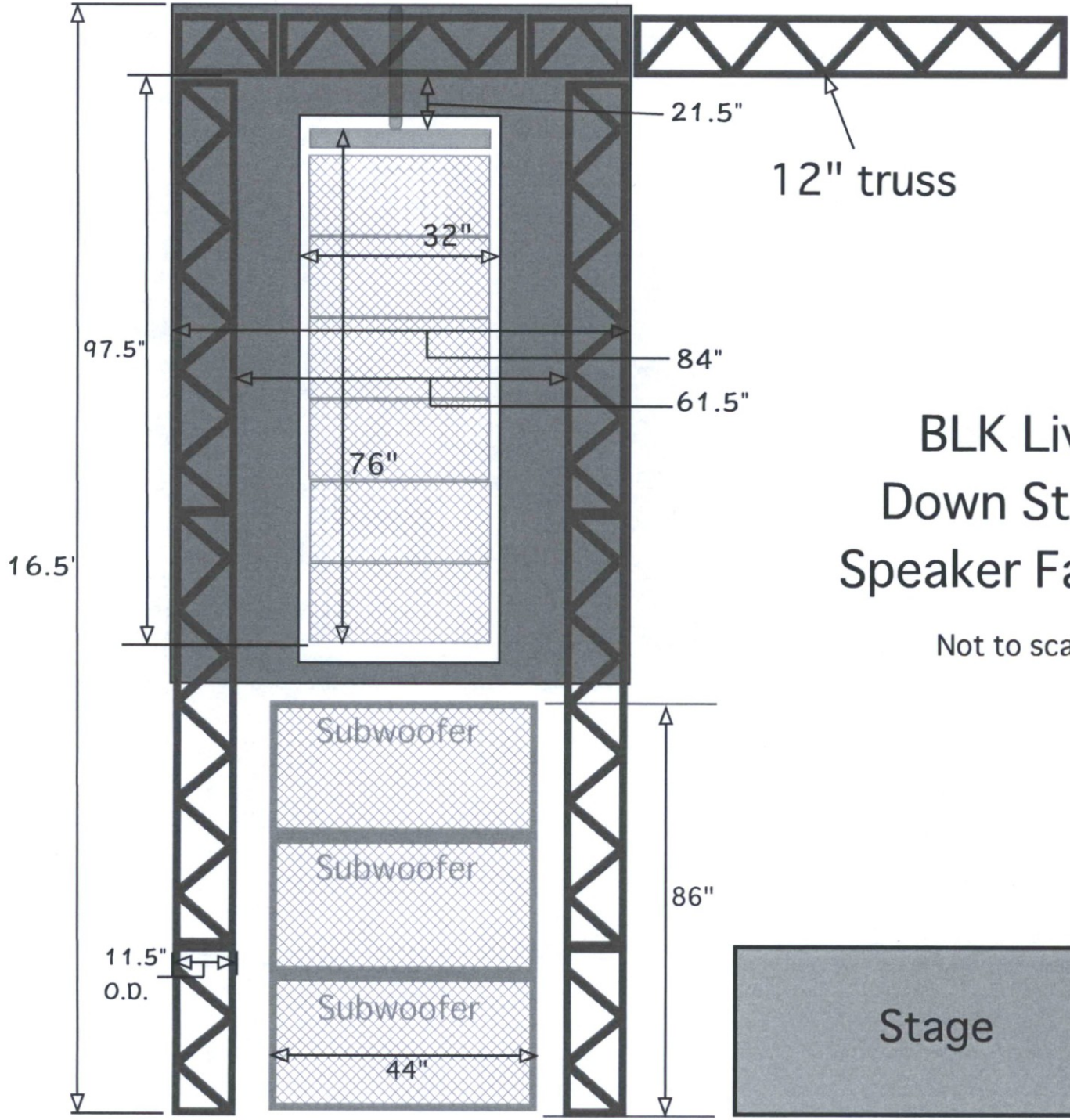

BLK Live Down Stage Speaker Facade

Not to scale

12-UP-2018
07/20/18

Top View
Stage Right

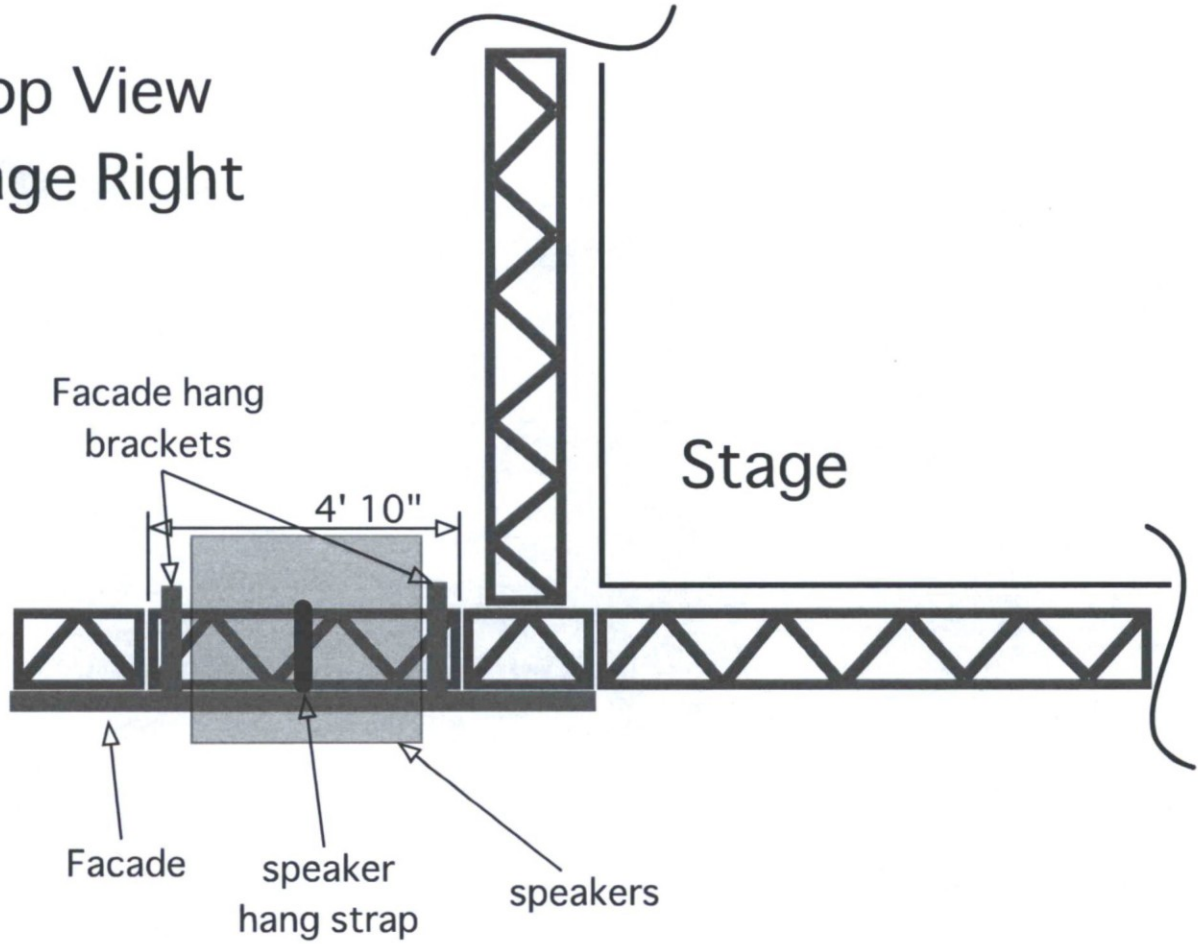

12-UP-2018
07/20/18

Speaker Tower Side View

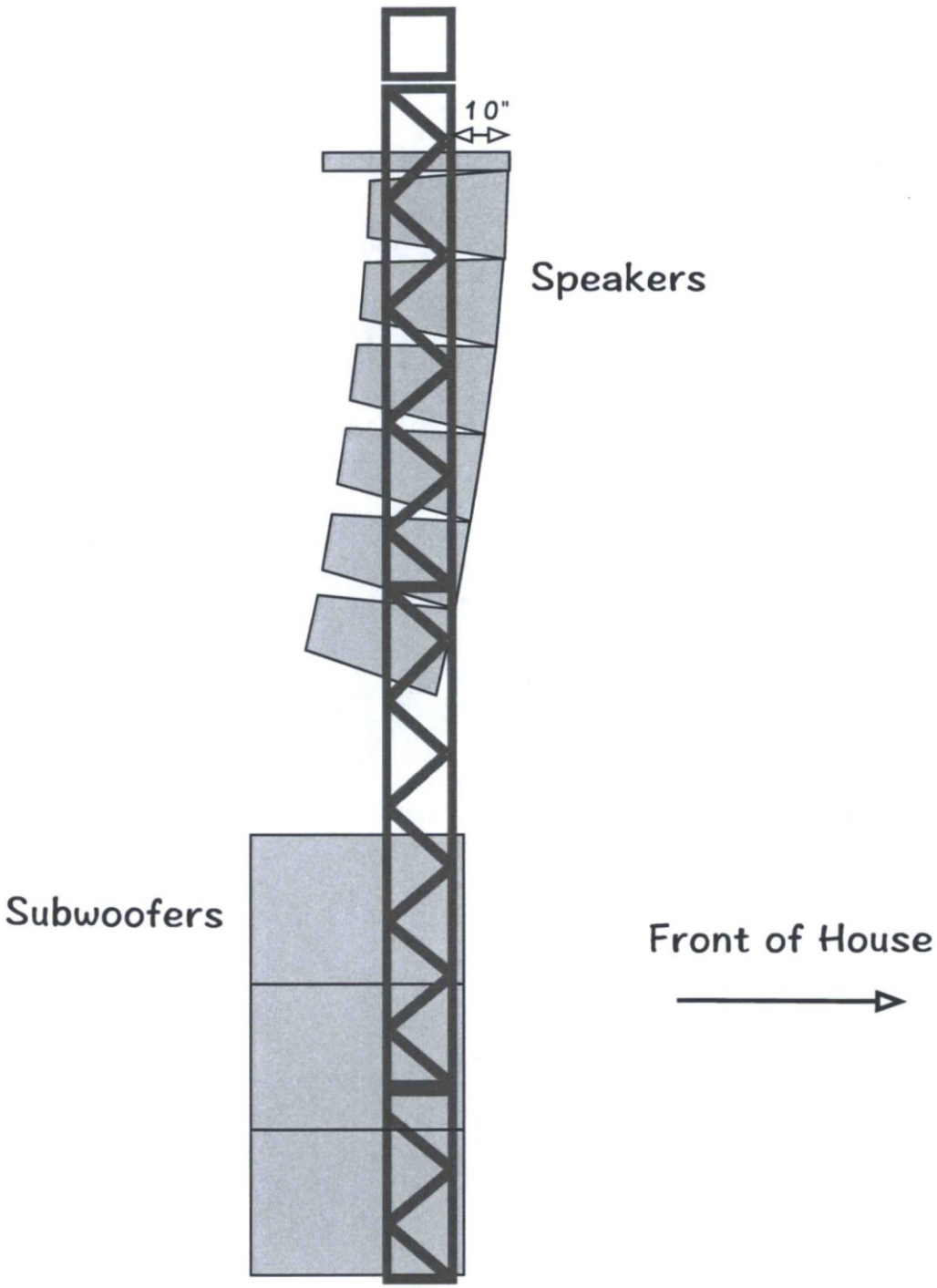

12-UP-2018
07/20/18

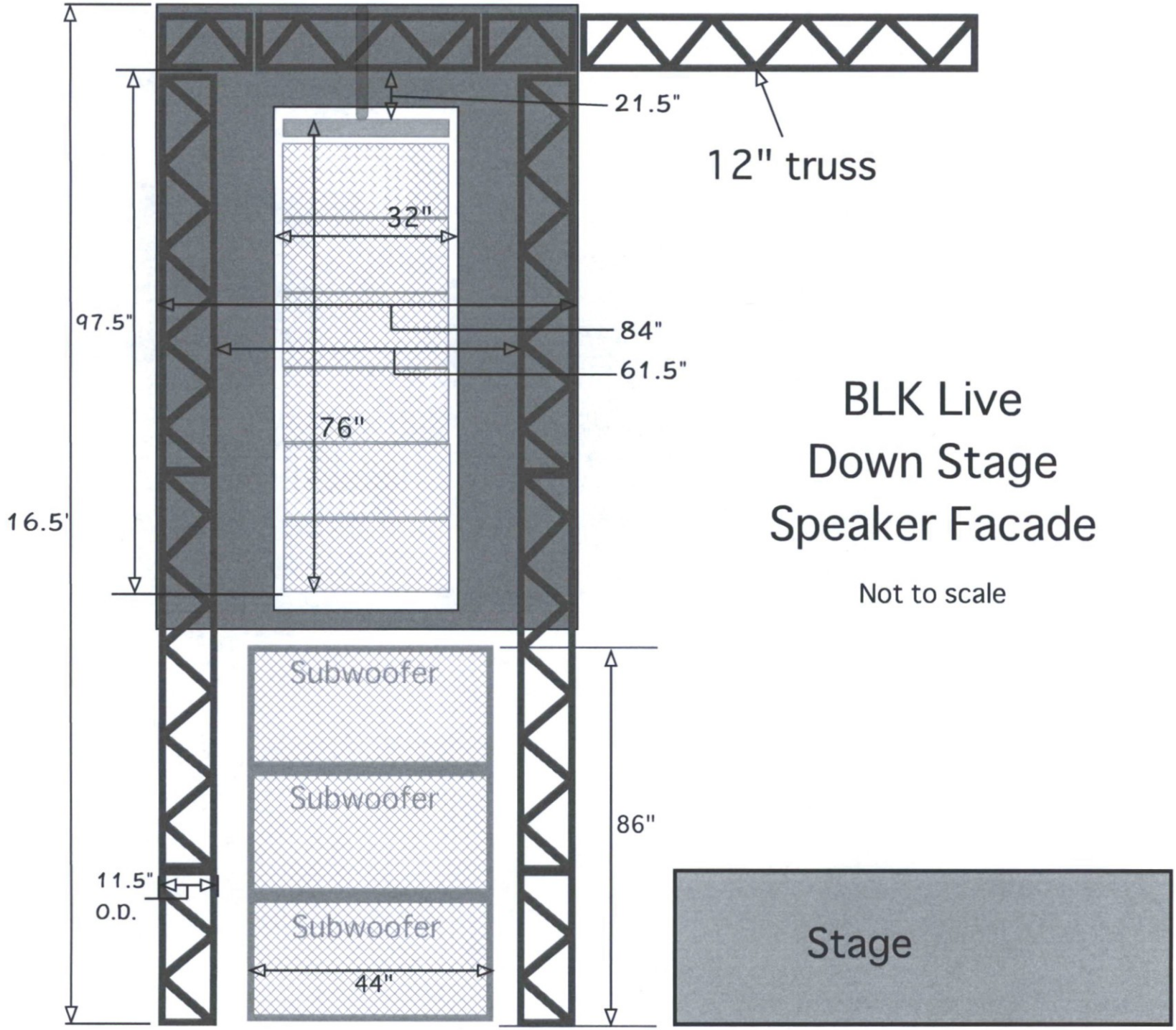

BLK Live Down Stage Speaker Facade

Not to scale

12-UP-2018
07/20/18

Top View
Stage Right

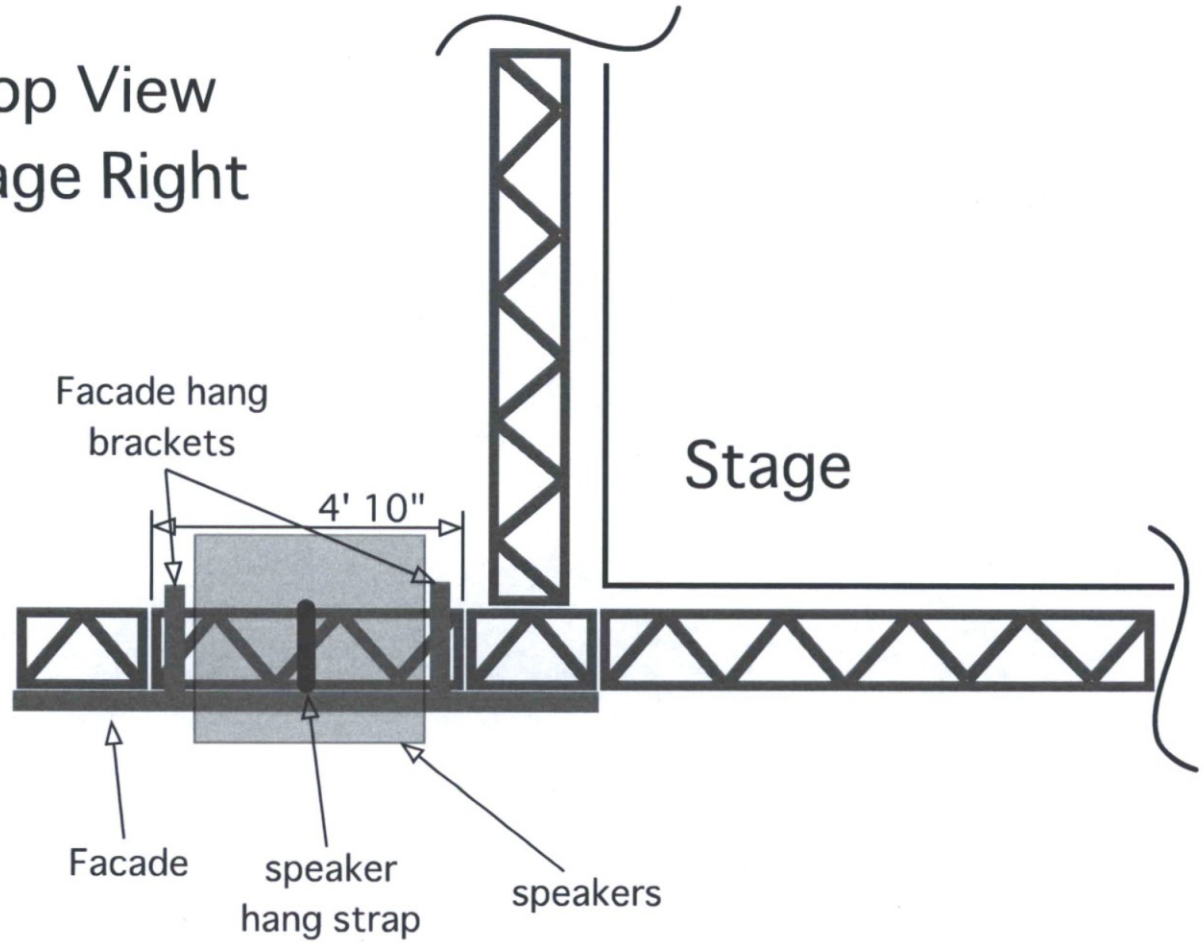

Speaker Tower Side View

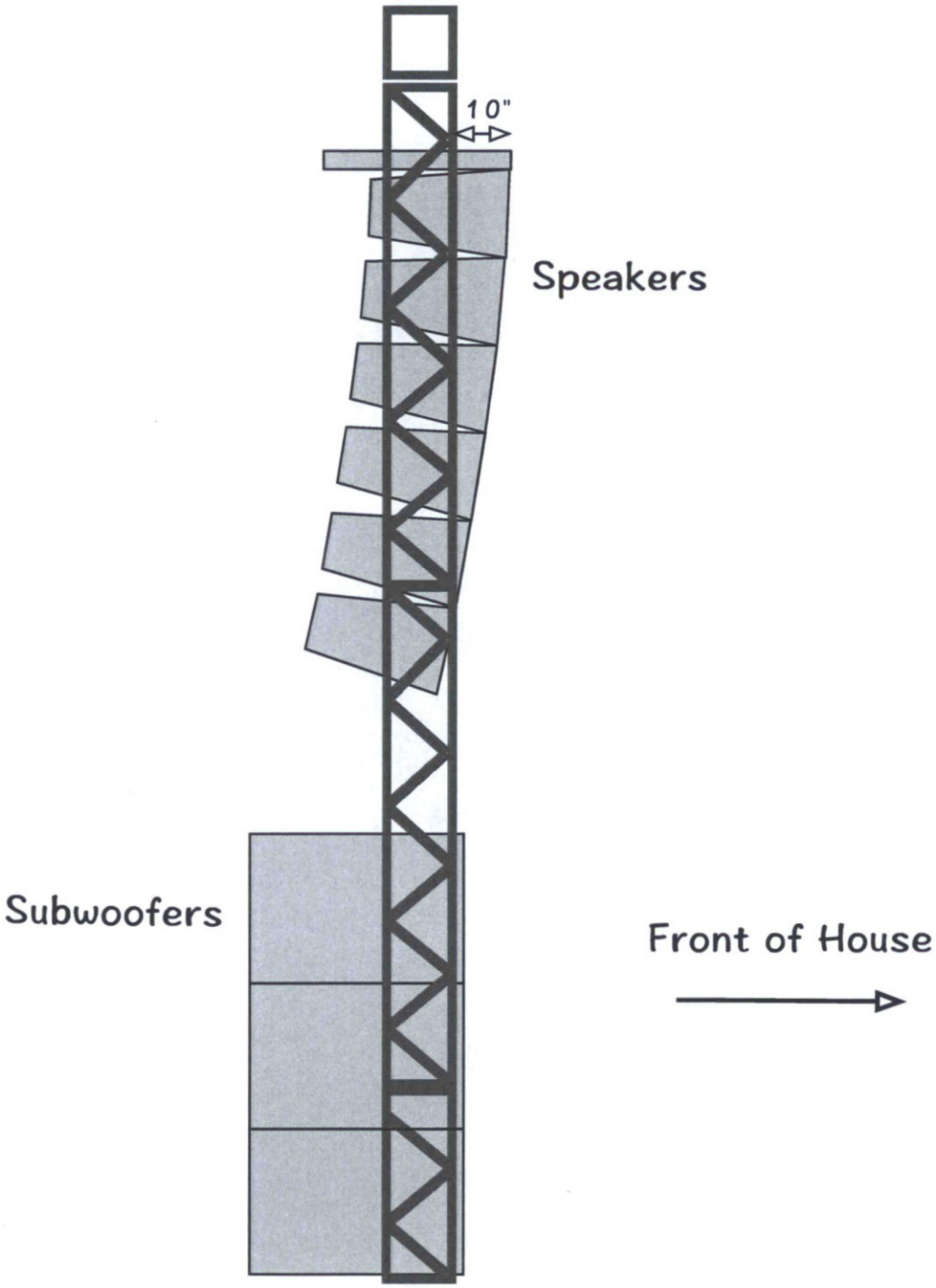

12-UP-2018
07/20/18

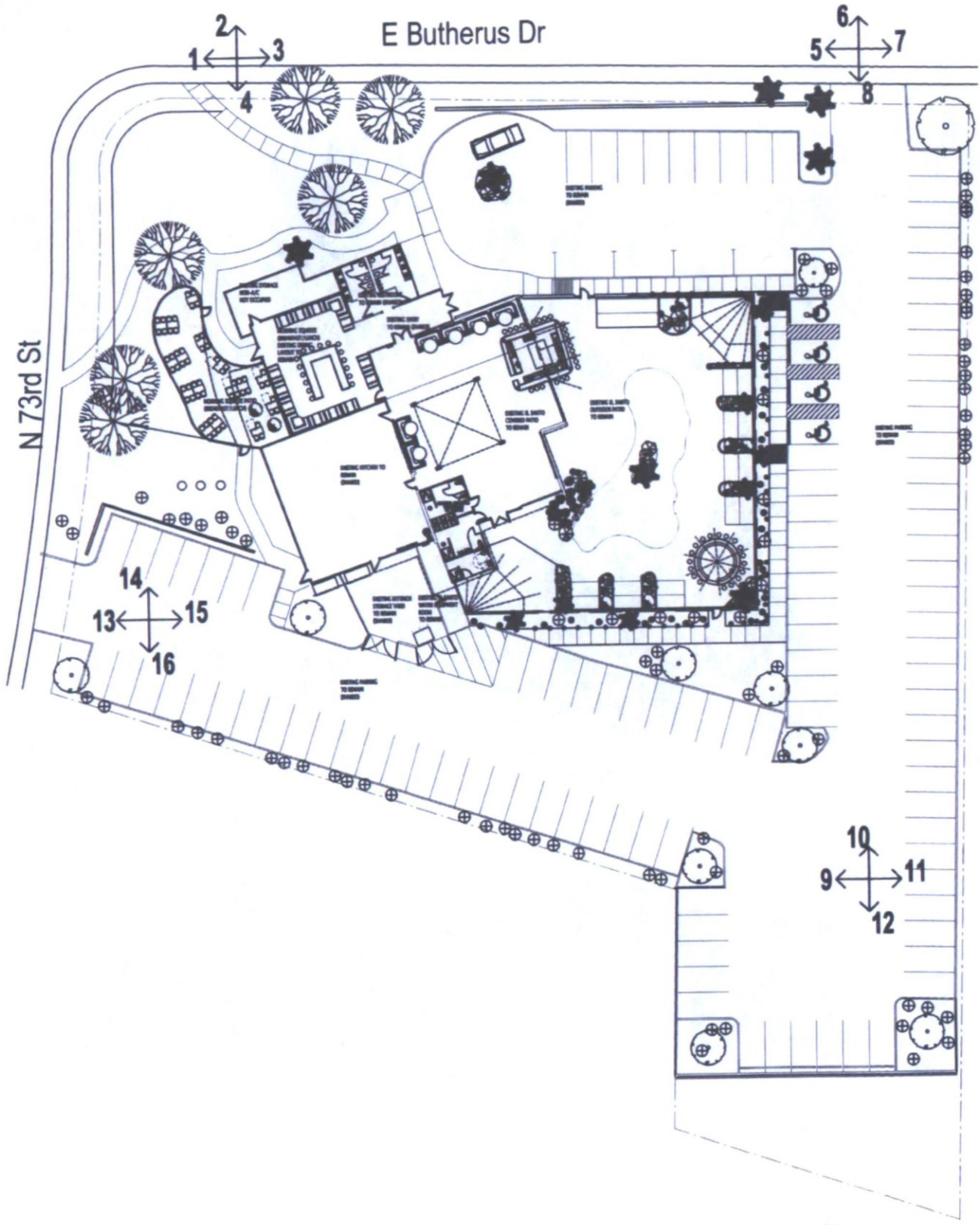

12-UP-2018
07/20/18

1



2

3

4



5



6

7



8



9



10

11



12



13

14



15



16

BLK PATIO ADDITION

7301 E. BUTHERUS DRIVE
SCOTTSDALE, AZ 85024

GENERAL NOTES

1. SPECIAL DESIGNS OR ADAPTATIONS SHOWN ON THESE DRAWINGS ARE THE PROPERTY OF EXTOLLO DESIGN, LLC. AND SHALL NOT BE REPRODUCED, RECORDERED, OFFERED FOR SALE OR USED FOR DISPLAY, WITHOUT THE WRITTEN AUTHORIZATION OF EXTOLLO DESIGN, LLC. ALL SAMPLES, MODELS, DRAWINGS, SPECIFICATIONS AND COPIES THEREOF FURNISHED BY EXTOLLO DESIGN, LLC. AND SHOWN IN THESE CONTRACT DOCUMENTS ARE SOLE PROPERTY OF EXTOLLO DESIGN, LLC. THEY SHALL NOT TO BE USED ON WORK OUTSIDE THE ORIGINAL INTENTION OF THESE CONTRACT DOCUMENTS AND SHALL TO BE RETURNED TO EXTOLLO DESIGN, LLC. AT THE COMPLETION OF THE WORK. THE CLIENT AGREES, TO THE FULLEST EXTENT PERMITTED BY LAW, TO INDEMNIFY, DEFEND AND HOLD EXTOLLO DESIGN, LLC. AND IT'S CONSULTANTS HARMLESS FROM ANY CLAIM, DEMAND ACTION, LIABILITY OR COST (INCLUDING REASONABLE ATTORNEY'S FEES AND DEFENSE COSTS) ARISING OR ALLEGEDLY ARISING OUT OF ANY REUSE OR MODIFICATION OF THESE CONTRACT DOCUMENTS BY THE CLIENT OR BY ANY PERSON OR ENTITY THAT ACQUIRES OR OBTAINS THESE CONTRACT DOCUMENTS FROM OR THROUGH THE CLIENT.

2. DO NOT SCALE THESE DRAWINGS. THE GENERAL CONTRACTOR SHALL VERIFY ALL DIMENSIONS AND CONDITIONS AT SITE, AND BRING ANY DISCREPANCIES, ERRORS OR VARIANCES TO THE ATTENTION OF EXTOLLO DESIGN, LLC. PRIOR TO COMMENCEMENT OF THE WORK.

3. LARGE SCALE PLANS SHALL GOVERN OVER SMALL SCALE PLANS. DETAILS SHALL GOVERN OVER PLANS AND ELEVATIONS.

4. ANY INFORMATION REQUIRED BY THE GENERAL CONTRACTOR AND THEIR SUBCONTRACTORS THAT IS NOT SHOWN ON THESE DRAWINGS OR CONTAINED IN OTHER CONTRACT DOCUMENTS SHALL BE REQUESTED BY THE GENERAL CONTRACTOR FROM EXTOLLO DESIGN, LLC. THE GENERAL CONTRACTOR SHALL NOT PROCEED WITH WORK AFFECTED BY SUCH ERRORS, DISCREPANCIES OR OMISSIONS WITHOUT RECEIVING THE NECESSARY CLARIFICATIONS. ADJUSTMENTS INVOLVING SUCH CONDITIONS MADE BY THE GENERAL CONTRACTOR AND/OR THEIR SUBCONTRACTORS WITHOUT PRIOR CLARIFICATION BY EXTOLLO DESIGN, LLC. SHALL BE AT THE GENERAL CONTRACTOR'S OWN RISK. COMPLICATIONS ARISING FROM PROCEEDING WITHOUT THESE CLARIFICATIONS SHALL BE AT THE GENERAL CONTRACTORS SOLE EXPENSE.

5. THE GENERAL CONTRACTOR SHALL STRICTLY ADHERE TO THE DESIGN, DETAILS AND SPECIFICATIONS CONTAINED IN THESE DOCUMENTS. NO DEVIATIONS OR SUBSTITUTIONS SHALL BE PERMITTED WITHOUT WRITTEN AUTHORIZATION FROM PINNACLE DESIGN, INC. ANY WORK DONE OR PRODUCTS INSTALLED NOT CONFORMING TO THESE DOCUMENTS SHALL BE REJECTED BY EXTOLLO DESIGN, LLC. AND SHALL BE REDONE OR REPLACED AT THE GENERAL CONTRACTOR'S SOLE EXPENSE.

6. MECHANICAL, PLUMBING AND ELECTRICAL ITEMS ON ARCHITECTURAL DRAWINGS ARE SHOWN FOR LOCATION AND QUANTITY ONLY. REFER TO ENGINEERING DRAWINGS FOR ALL TECHNICAL INFORMATION.

7. THE GENERAL CONTRACTOR SHALL BE RESPONSIBLE FOR COORDINATING ALL WORK BETWEEN TRADES. ALL REFERENCES TO THE SCOPE OF WORK INCLUDED IN THESE CONTRACT DOCUMENTS ARE THE RESPONSIBILITY OF THE GENERAL CONTRACTOR AND THEIR SUBCONTRACTORS.

8. THE SCOPE OF WORK INDICATED IN THESE CONTRACT DOCUMENTS SHALL COMPLY WITH ALL LOCAL, STATE AND FEDERAL CODES, REGULATIONS AND ORDINANCES.

9. ALL WORK SHALL BE PERFORMED BY SKILLED AND QUALIFIED WORKMEN USING THE INDUSTRY STANDARDS FOR THE BEST PRACTICES OF EACH TRADES WORK.

10. ALL MATERIALS SHALL BE NEW AND CONTAINED IN IT'S ORIGINAL PACKAGING OR CONTAINER WHEN DELIVERED TO THE SITE. ALL MATERIALS SHALL BE PROTECTED FROM DAMAGE BEFORE, DURING CONSTRUCTION AND AT THE TIME THE GENERAL CONTRACTOR RELEASES THE SITE FOR OCCUPANCY.

11. THE GENERAL CONTRACTOR SHALL NOT CAUSE INTERRUPTION OF MECHANICAL, PLUMBING, ELECTRICAL AND OTHER UTILITY SERVICES TO THE REMAINING AREAS OF THE EXISTING BUILDING AND PREMISES, INCLUDING AREAS OUTSIDE THE CONSTRUCTION LIMITS OF THE PROJECT. THE GENERAL CONTRACTOR SHALL SCHEDULE AND COORDINATE ALL REQUIRED INTERRUPTIONS WITH THE CLIENT/ BUILDING OWNER PRIOR TO PERFORMING ANY SHUT DOWNS OR INTERRUPTIONS.

12. THE GENERAL CONTRACTOR SHALL BE RESPONSIBLE FOR MAINTAINING A SAFE WORK ENVIRONMENT FOR ALL WORKERS AND BUILDING OCCUPANTS. THE GENERAL CONTRACTOR SHALL COMPLY WITH LOCAL, STATE AND FEDERAL SAFETY CODES, REGULATIONS AND ORDINANCES.

13. THE GENERAL CONTRACTOR SHALL MAINTAIN A CLEAN PREMISES FREE OF TRASH AND DEBRIS. THE GENERAL CONTRACTOR SHALL PROTECT ALL ADJACENT BUILDING AREAS FROM DAMAGE, SOILING, PAINT OVER SPRAY AND DUST. ALL FIXTURES, EQUIPMENT, GLAZING, WINDOW TREATMENTS, FLOORS, CEILINGS AND OTHER BUILDING ELEMENTS, SHALL BE LEFT CLEAN AND READY FOR OCCUPANCY ANY DAMAGES INCURRED DURING DEMOLITION OR CONSTRUCTION OF THIS SCOPE OF WORK SHALL BE REPAIRED, REPLACED, OR PATCHED AT THE DISCRETION OF THE BUILDING OWNER OR CLIENT. THE GENERAL CONTRACTOR SHALL BEAR FINANCIAL RESPONSIBILITY FOR SUCH DAMAGE AND ANY WORK UNDERTAKEN TO CORRECT IT.

14. THE GENERAL CONTRACTOR SHALL PAY FOR ALL NECESSARY FEES AND PERMITS REQUIRED FOR THE SCOPE OF WORK TO BE PERFORMED PRIOR TO COMMENCEMENT OF CONSTRUCTION UNLESS NOTIFIED OR DIRECTED OTHERWISE.

15. MANUFACTURED MATERIALS, FINISHES AND EQUIPMENT SHALL BE INSTALLED PER MANUFACTURER'S RECOMMENDATIONS AND SPECIFICATIONS.

16. THE GENERAL CONTRACTOR SHALL SUBMIT SHOP DRAWINGS AND/OR SAMPLES OF ALL PURCHASED, FABRICATED AND FINISH ITEMS FOR REVIEW BY EXTOLLO DESIGN, LLC. PRIOR TO PURCHASING OR FABRICATING SUCH MATERIALS. THE GENERAL CONTRACTOR SHALL DELIVER A MINIMUM OF 3 COPIES OF THESE SUBMITTALS TO EXTOLLO DESIGN, LLC.

17. ALL EXIT DOORS SHALL BE OPENABLE FROM THE INSIDE WITHOUT USE OF A KEY OR SPECIAL KNOWLEDGE, MANUALLY OPERATED OR SURFACE MOUNTED FLUSH BOLTS AND SURFACE BOLTS ARE PROHIBITED.

18. MOUNTING HEIGHT FOR TELEPHONE/COMPUTER AND ELECTRICAL OUTLETS SHALL BE 15 INCHES ABOVE THE FINISHED FLOOR TO THE BOTTOM OF THE COVER PLATE UNLESS NOTED OTHERWISE. ELECTRICAL/TELEPHONE OUTLET COMBINATIONS SHALL BE MOUNTED ON EITHER SIDE OF THE SAME STUD.

19. MOUNTING HEIGHT FOR LIGHT SWITCHES AND THERMOSTATS SHALL BE 4'-0" ABOVE THE FINISHED FLOOR TO THE TOP OF LIGHT SWITCH AND THERMOSTAT COVERS. THERMOSTATS SHALL NOT BE PLACED IN THE CENTER OF A PARTITION AND SHALL BE LOCATED ADJACENT TO A DOOR. LIGHT SWITCH OR PARTITION OPENING WHERE APPLICABLE.

20. THE GENERAL CONTRACTOR SHALL FURNISH AND INSTALL ALL EXIT SIGNS, NIGHT OR EMERGENCY LIGHTS, FIRE AND SMOKE DETECTION, AND ALARM SYSTEMS EXTENSIONS INTO THE AREA OF WORK AS REQUIRED BY LOCAL, STATE AND FEDERAL CODES AND THE CITY FIRE MARSHAL.

22. ALL GLASS SUBJECT TO HUMAN IMPACT SHALL CONFORM TO THE REQUIREMENTS OF I.B.C. SECTION 2406. SAFETY GLAZING SHALL BE INSTALLED AS PER 2406.4 INCLUDING (BUT NOT LIMITED TO): ANY GLAZING WITHIN A 24 INCH ARC OF EITHER VERTICAL EDGE OF THE DOOR AND WHOSE BOTTOM EDGE IS LESS THAN 60 INCHES ABOVE THE FLOOR, AND; ANY GLAZING THAT IS GREATER THAN 9 SQUARE FEET, AND WHOSE BOTTOM EDGE IS LESS THAN 18 INCHES ABOVE THE FLOOR AND WHOSE TOP EDGE IS MORE THAN 36 INCHES ABOVE THE FLOOR AND IS WITHIN 36 INCHES HORIZONTALLY OF A WALKING SURFACE. GLASS SHALL BE FIRMLY SUPPORTED ON ALL FOUR EDGES. THE FOLLOWING THICKNESSES OF GLASS MAY BE USED IN BUTT GLAZED, FIXED GLASS WINDOWS, WHEN SUPPORTED BY TWO EDGES:

60 INCH SPAN OR LESS: 1/4" THICK
80 INCH SPAN OR LESS: 5/16"THICK
96 INCH SPAN OR LESS: 3/8" THICK

31. THESE CONTRACT DOCUMENTS ASSUME THAT ALL EXISTING CONSTRUCTION CONDITIONS COMPLY WITH APPLICABLE CODES IN REGARDS TO THIS PROJECT'S SCOPE OF WORK. THE GENERAL CONTRACTOR SHALL INFORM THE BUILDING OWNER AND EXTOLLO DESIGN, LLC OF ANY ITEMS DISCOVERED TO BE OUT OF CODE COMPLIANCE DURING CONSTRUCTION.

32. THE GENERAL CONTRACTOR SHALL PROVIDE THE FOLLOWING PROJECT CLOSE OUT DOCUMENTS FOR DISTRIBUTION TO THE CLIENT/ BUILDING OWNER.

A. ONE REPRODUCIBLE SET OF RECORD DRAWINGS INDICATING ALL MODIFICATIONS MADE TO BUT NOT LIMITED ARCHITECTURAL, STRUCTURAL, MECHANICAL, PLUMBING AND ELECTRICAL, AND FIRE LIFE SAFETY SYSTEMS DURING CONSTRUCTION OF THIS PROJECT.

B. THREE COPIES OF ALL INDIVIDUAL WARRANTEES AND GUARANTEES ASSEMBLED IN LOOSE LEAF BINDERS WITH A TABLE OF CONTENTS. THE GENERAL CONTRACTOR SHALL INCLUDE: THEIR OVERALL ONE YEAR WARRANTEE. THE DATE OF ALL WARRANTEES AND GUARANTEES SHALL BE: THE DATE OF SUBSTANTIAL COMPLETION OR AS AGREED TO IN WRITING FROM THE CLIENT/ BUILDING OWNER. THE INFORMATION SHALL INCLUDE LISTING OF CONTRACTORS, SUB-CONTRACTORS AND MAJOR SUPPLIERS WITH COMPANY NAME, CONTACT PERSON, ADDRESSES AND TELEPHONE NUMBERS.

C. THE GENERAL CONTRACTOR SHALL CHANGE CONSTRUCTION LOCK CORES TO A PERMANENT KEYING SYSTEM AND DISTRIBUTE ALL KEYS TO THE CLIENT/ BUILDING OWNER IN THE KEYING CONFIGURATION AND QUANTITIES REQUIRED.

D. THE GENERAL CONTRACTOR SHALL PROVIDE EXTRA STOCK MATERIAL DELIVERED AND STORED IN THE CLIENT/ BUILDING OWNER'S DESIGNATED AREA FOR THE FOLLOWING:

1. TWO FULL CARTONS OF CARPET TILES.
2. LARGE REMNANTS OF BROADLOOM CARPET
3. TWO FULL CARTONS OF FIELD VCT, CERAMIC, STONE OR OTHER FLOOR MATERIAL.
4. ONE FULL CARTON OF EACH ACCENT VCT, CERAMIC, STONE OR OTHER FLOOR MATERIAL.
5. ONE GALLON OF EACH PAINT COLOR USED.

E. THREE COPIES OF OPERATION AND MAINTENANCE MANUALS ASSEMBLED IN LOOSE LEAF BINDERS WITH FOLLOWING INFORMATION:

1. OPERATING INSTRUCTIONS SHALL INCLUDE COMPLETE OPERATING SEQUENCES, CONTROL DIAGRAMS, DESCRIPTION METHOD OF MACHINERY, SERIAL NUMBERS, FACTORY ORDER NUMBERS, PARTS LIST, TESTING, INSTRUCTION BOOKS, SUPPLIER'S NAME, ADDRESS AND TELEPHONE NUMBER.

2. MAINTENANCE INSTRUCTIONS SHALL INCLUDE WRITTEN INSTRUCTIONS FOR REQUIRED AND SUGGESTED MAINTENANCE SCHEDULES FOR MECHANICAL, PLUMBING, ELECTRICAL AND SPECIALTY ITEMS FOR THIS PROJECT.

3. MAINTENANCE INSTRUCTIONS AND APPROVED CLEANING PRODUCTS FOR ALL FINISH MATERIALS.

33. ACCESSIBILITY SIGNAGE - PER ICC A117.1-2009: SECTION 703.1 TACTILE SIGNS SHALL CONTAIN BOTH RAISED CHARACTERS AND BRAILLE. WHERE SIGNS WITH BOTH VISUAL AND RAISED CHARACTERS ARE REQUIRED, EITHER ONE SIGN WITH BOTH VISUAL AND RAISED CHARACTERS, OR TWO SEPARATE SIGNS, ONE WITH VISUAL, AND ONE WITH RAISED CHARACTERS, SHALL BE PROVIDED.

34. MEANS OF EGRESS ILLUMINATION - PER 2012 IBC, SECTION 1006.2 THE MEANS OF EGRESS ILLUMINATION LEVEL SHALL NOT BE LESS THAN (1) FOOTCANDLE (11 LUX) AT THE WALKING SURFACE.

35. FIRE EXTINGUISHERS - PER 2012 IFC, SECTION 906.9.1 PORTABLE FIRE EXTINGUISHERS HAVING A GROSS WEIGHT NOT EXCEEDING 40 POUNDS (18 KG) SHALL BE INSTALLED SO THAT THEIR TOPS ARE NOT MORE THAN 5 FEET (1524 MM) ABOVE THE FLOOR.PER 2012 IFC, SECTION 906.3.1 PROVIDE SEMI-RECESSED FIRE EXTINGUISHER, TYPE 2A10DC A MAXIMUM OF (75) FEET APART.

CITY OF SCOTTSDALE FIRE DEPARTMENT NOTES

1. SUBMIT SHOP DRAWINGS FOR ANY MODIFICATION OF THE EXISTING FIRE SPRINKLER SYSTEM AND COMPLY W/ NFPA 13 & LOCAL AMENDMENTS. NOTE: EXISTING STANDARD RESPONSE SPRINKLER HEADS IN LIGHT HAZARD OCCUPANCIES WITHIN THE TENANT SPACE SHALL BE CHANGED OUT TO QUICK RESPONSE WHEN WORK HAS BEEN CONTRACTED TO ADD AND/OR RELOCATE 50% OR MORE OF THE SPRINKLER HEADS.
2. ALL FIRE PROTECTION SYSTEMS SHALL REMAIN OPERATIONAL AND MODIFIED AS NECESSARY FOR CODE COMPLIANCE.
3. MOUNT MINIMUM 2-A-10-BC RATED FIRE EXTINGUISHER(S) IN ACCORDANCE WITH THE INTERNATIONAL FIRE CODE AND NFPA 10. FIRE EXTINGUISHER QUANTITY & LOCATION(S) SHALL BE APPROVED BY THE FIRE INSPECTOR.
4. EXIT & EMERGENCY LIGHTING SHALL COMPLY WITH CITY ORDINANCE & IFC. SEE ELECTRICAL.
5. FIRE LANES TO BE ESTABLISHED AND/OR MAINTAINED.
6. ESTABLISH & MAINTAIN 20' OF ACCESS TO ALL STRUCTURES FROM THE PUBLIC ROADWAY DURING CONSTRUCTION.
7. PROVIDE A NEW KNOX BOX IF ONE DOES NOT EXIST ON BUILDING. MOUNT BY MAIN ENTRANCE 4' - 6' A.F.F. PROVIDE A DOOR KEY FROM TENANT AND PLACE IN KNOX BOX.
8. NUMERICAL PREMISES ID MUST BE LEGIBLE FROM STREET OR DRIVE.
9. CONTRACTOR TO VERIFY EXISTING AND/OR REQUIRED FIRE HYDRANT(S) INSTALLATION & MARKED WITH BLUE REFLECTOR PRIOR TO CERTIFICATE OF OCCUPANCY.
10. SUBMIT SHOP DRAWINGS FOR ANY MODIFICATION TO FIRE ALARM SYSTEM (IF EXISTING) & COMPLY WITH NFPA 72 & LOCAL CODES (SEE MECHANICAL SHEETS FOR DUCT DETECTOR NOTES)

PROJECT DIRECTORY

BUILDING OWNER
JEFFREY S. BENICE
3080 BRISTOL ST.
COSTA MESA, CA 92626
CONTACT: JEFF BENICE
PHONE: 714.641.3600 X221
FAX: 714.641.3605
EMAIL: -

CIVIL ENGINEER
3 ENGINEERING
2929 E. CAMELBACK RD.
PHOENIX, ARIZONA 85016
CONTACT: DAN MANN
PHONE: 602.334.4387
FAX: 602.490.3230
EMAIL: DAN@3ENGINEERING.COM

LANDSCAPE ARCHITECT
DESIGN ETHIC
7201 E. CAMELBACK RD.
PHOENIX, AZ. 85251
CONTACT: BRANDON PAUL
PHONE: 480.225.7077
EMAIL: BPAUL@DESIGNETHIC.NET

ARCHITECT
CW ARCHITECTURE
6514 E. ASTER DR.
SCOTTSDALE, ARIZONA 85254
CONTACT: CORY WIEBERS
PHONE: 480.264.7273
FAX: 480.264.7873
EMAIL: CORYW@CWARCHITECTURE.NET

DESIGNER
EXTOLLO DESIGN, LLC
2122 E. SESAME ST.
TEMPE, ARIZONA 85283
CONTACT: JEFF PIELAGE
PHONE: 480.888.6565
EMAIL: JPIELAGEPM@GMAIL.COM

STRUCTURAL ENGINEER
STRUKTUR STUDIO
1525 N. GRANITE REEF ROAD
SCOTTSDALE, ARIZONA 85257
CONTACT: DAVID LUNENG
PHONE: 480.425.2250
FAX: 480.425.2225
EMAIL: DAVIDL@STRUKTURSTUDIO.COM

CITY OF SCOTTSDALE SITE PLAN PLANNING NOTES



CITY OF SCOTTSDALE
Planning and Development Services
7447 East Indian School Road
Scottsdale, Arizona 85251

SITE PLAN - PLANNING NOTES
COMMERCIAL & MULTI-FAMILY

Please provide the following checked notes on the site plan, additional notes may be required.

- ☐ Sight distance triangles shall be shown on final plans for driveways from commercial sites and any intersections. Area within the safety triangle is to be clear of landscaping, signs, or other visibility obstructions with a height greater than 1.5 feet. Trees within the safety triangle shall be single trunk and have a canopy that begins at 8 feet in height upon installation. All heights are measured from nearest street top elevation.
- ☐ Temporary/Security Fencing that is required or is optionally provided shall be in accordance with the Zoning Ordinance and the Design Standards and Policies Manual.
- ☐ The temporary/security fence location shall not be modified or the temporary/security fence shall not be removed without the approval of the Planning and Development Services' Inspection Services Division.
- ☐ All rights-of-way adjacent to this property shall be landscaped and maintained by the property owner.
- ☐ All signs require separate permits and approvals.
- ☐ A master sign program shall be subject to the approval of the Development Review Board prior to the issuance of a sign permit for multi-tenant buildings.
- ☐ No exterior vending or display shall be allowed.
- ☐ Flagpoles, if provided, shall be one piece conical tapered.
- ☐ No exterior public address or speaker system shall be allowed.
- ☐ Patio umbrellas, if provided, shall be solid colors and shall not have any advertising in the form of signage or logos.
- ☐ All exterior mechanical, utility, and communication equipment shall be screened to the height of the tallest and by parapet or screen wall that matches the architectural color and architectural finish of the building. Ground mounted mechanical, utility, and communication equipment shall be screened by a screen wall that matches the architectural color and architectural finish of the building, which is a minimum of 1-0" higher than the highest point of tallest unit. (Details are still required.)
- ☐ All equipment, utilities, or other appurtenances attached to the building shall be an integral part of the building design in terms of form, color and texture.
- ☐ No exterior visible ladders shall be allowed.
- ☐ All pole-mounted lighting shall be a maximum of 20 feet in height.
- ☐ No chain link fencing shall be allowed.
- ☐ No turf areas shall be provided.
- ☐ No irrigation shall be provided to undisturbed Natural Area Open Space (NAOS) areas.
- ☐ Provide the Natural Area Open Space (NAOS) and Limits of Construction (LOC) Protection Program on the Plans.

NATURAL AREA OPEN SPACE (NAOS) AND LIMITS OF CONSTRUCTION (LOC) PROTECTION PROGRAM

1. No building, grading, or construction activity shall encroach into areas designated as NAOS, or outside the designated construction envelope.
2. All NAOS and area outside of the LOC shall be protected from damage prior to, and during construction by the follow methods.
   a. A registered land surveyor shall stake all NAOS and LOC disturbance based on this exhibit
   b. (Three (3) foot tall steel rebar, or City of Scottsdale Inspection Services approved similar, shall be set along the NAOS and LOC, and connected with gold roping by the contractor prior to any clearing or grading.
   c. All cactus subject to the City of Scottsdale's native plant ordinance directly adjacent within two feet of the NAOS and LOC line shall be fenced with wire fencing to prevent damage.
   d. The staking, roping, and fencing shall be maintained intact by the contractor during the duration of the construction activity.
3. The contractor shall remove staking, roping, and fencing after receipt of the Letter of Acceptance from the City of Scottsdale for all construction work.

October 2, 2007

PROJECT NARRATIVE

THEEE CONSTRUCTION DOCUMENTS ARE BASED ON A MINOR, STAFF APPROVED, DEVELOPMENT REVIEW 409-SA-2016. THE SCOPE OF WORK CONSISTS OF THE ADDITION OF AN EXTERIOR PATIO AND ADJACENT WALKWAYS TO AN EXISTING BUILDING. THE EXISTING BUILDING INCLUDES BLK3, WHICH IS AN EXISTING RESTAURANT AND BLK-LIVE WHICH IS AN EXISTING BARILIVE MUSIC SPACE.

PARKING STALL REQUIREMENTS HAVE ALSO RECEIVED PRE-APPROVAL UNDER THE MINOR, STAFF APPROVED, DEVELOPMENT REVIEW 409-SA-2016. THE PARKING CALCULATIONS BELOW REFLECT THE AGREED UPON TOTAL REQUIRED QUANTITY.

2 / 1

THIS PROPERTY CURRENTLY CONTAINS (119) EXISTING STALLS. THE OWNER HAS LEASED AN ADDITIONAL (22) STALLS DURING NON WORKING HOURS ONLY (FRIDAY NIGHT, SATURDAY, AND SUNDAY) ON THE ADJACENT PROPERTY TO THE EAST (7333 E BUTHERUS DR, SCOTTSDALE 85260). SEE REVISED PARKING ASSURANCE AGREEMENT ATTAGHED AND CALCULATIONS BELOW. LEASE LENGHT MEETS THE 5-YEAR MINIMUM AND LEASED STALLS ARE WITHIN THE MINIMUM 500 FT FROM THE PROJECT PROPERTY.

THE NEW EXTERIOR PATIO ITSELF IS BEING CONNECTED TO THE EXISTING RESTAURANT AND KITCHEN. THE PATIO WILL PRIMARILY CONTAIN 2-PERSON TABLES, 4-PERSON TABLES, 3 TO 4 SMALL FREESTANDING LIGHTS, AND CIRCULATION SPACE TO ACCOMMODATE 3-5 SERVERS AND EXITING REQUIREMENTS. THE (1) AREA LISTED ABOVE IN (15.4L) THAT RESTRICTS 100 + 50 OPERATING FROM OPEN TO 9PM. THE REMAINDER OF THE FACILITY WILL BE CLOSED DURING THESE HOURS. THE OWNER HAS PROVIDED A LETTER STATING WHICH FUNCTIONS WILL BE OPEN DURING THE DAY SHIFT (OPEN TO 4PM) AND THE NIGHT SHIFT (5PM TO CLOSE). SEE SHEET A-1.1 FOR A VISUAL BREAKDOWN.

THERE IS NO WORK ON THE ROOF AND NO WORK ON THE INTERIOR OF THE EXISTING BUILDING NO HIGH PILE STORAGE. NO HAZARDOUS CHEMICALS EXCEEDING TABLE 307.1 OF THE 2012 IBC. ANY AND ALL FUTURE SIGNAGE MODIFICATIONS TO BE SUBMITTED SEPARATELY.

SHEET INDEX

G-0.0 PROJECT NARRATIVE - PROJECT INFORMATION - PARKING CALCULATIONS

C-101 IMPROVEMENT PLAN
C-102 GRADING AND DRAINAGE PLAN

L-01 COVER SHEET AND SITE PLAN
L-02 PLANTING PLAN
L-03 IRRIGATION NOTES AND PLAN
L-04 LANDSCAPE AND IRRIGATION DETAILS
L-05 PLANTING SPECIFICATIONS
L-06 IRRIGATION SPECIFICATIONS

A-1.0 OVERALL ARCHITECTURAL SITE PLAN
A-2.0 ENLARGED ARCHITECTURAL SITE PLAN
A-3.0 EXTERIOR ELEVATIONS
A-4.0 SECTIONS AND DETAILS

E-1.0 ELECTRICAL SYMBOLS AND SPECIFICATIONS
E-2.0 ELECTRICAL SITE PLAN
E-3.0 ELECTRICAL CUT SHEETS

S-1.0 GENERAL STRUCTURAL NOTES
S-1.1 FOUNDATION PLAN AND DETAILS
STRUCTURAL CALCULATIONS (SEPARATE ATTACHMENT)

2 LEASED PARKING STALL LOCATION PLAN



CODE INFORMATION

APN:	215-56-024B
ADDRESS:	7301 E. BUTHERUS DR. SCOTTSDALE, AZ 85024
ZONING:	C-2 (NO CHANGE)
SITE AREA:	84,158 S.F.
FLOOR AREA RATIO (0.8)	67,326 SF REQUIRED (NO CHANGE) 9,579 SF PROVIDED (NO CHANGE TO BUILDING)
OPEN SPACE AREA (0.1):	9,426 SF REQUIRED 12,301 SF PROVIDED
MAXIMUM HEIGHT:	36' FEET (MAXIMUM ALLOWED) 15' FEET EXISTING (NO CHANGE)
SETBACKS:	FRONT REQ.: 50% OF OPEN SPACE OR 4,713 SF FRONT PROV.: 8,436 SF (BUTHERUS); 3,863 SF (73RD ST.) SIDE: N/A REAR: N/A
NUMBER OF STORIES:	1
AGE OF BUILDING:	BUILT IN 1980

SCOTTSDALE BUILDING CODES (WITH CITY OF SCOTTSDALE AMENDMENTS)

2012 INTERNATIONAL BUILDING CODE WITH AMENDMENTS
2012 INTERNATIONAL EXISTING BUILDING CODE WITH AMENDMENTS
2012 INTERNATIONAL ENERGY CONSERVATION CODE WITH AMENDMENTS
2012 INTERNATIONAL MECHANICAL CODE WITH AMENDMENTS
2012 INTERNATIONAL FUEL GAS CODE WITH AMENDMENTS
2012 INTERNATIONAL GREEN CONSTRUCTION CODE WITH AMENDMENTS
2011 NATIONAL ELECTRIC CODE WITH AMENDMENTS
2012 INTERNATIONAL PLUMBING CODE WITH AMENDMENTS
2012 INTERNATIONAL PROPERTY MAINTENANCE CODE
AMERICANS WITH DISABILITIES ACT
ADAAG

ALL PRODUCTS LISTED BY I.C.C.NUMBER(S) SHALL BE INSTALLED PER THE REPORT AND MANUFACTURER'S WRITTEN INSTRUCTIONS. PRIOR TO ANY SUBSTITUTION(S) FOR PRODUCT(S) LISTED SHALL ALSO HAVE I.C.C. APPROVED EVALUATION REPORT(S) OR BE APPROVED AND LISTED BY OTHER NATIONALLY RECOGNIZED TESTING AGENCIES.

FIRE SPRINKLER MODIFICATIONS ARE NOT REQUIRED AS PART OF THIS PROJECT. ANY FIRE SPRINKLER WORK DEEMED REQUIRED BY THE CITY OF SCOTTSDALE, SHALL BE DESIGNED SUBMITTALS, BEFORE COMMENCING ANY WORK ON THE SPRINKLER SYSTEM, PLANS WILL BE SUBMITTED AND APPROVED BY THE DEPARTMENT OF BUILDING SAFETY.

PARKING CALCULATIONS

EXIST. RESTAURANT + KITCHEN: = 1838+2438+= 4276 SQFT /120 = 35.63 STALLS REQ.
SHARED ENTRY = 545 SQFT / 120 = 4.54
NEW PATIO = 2500 SQFT – 1000 / 350 = 4.28
STORAGE = 253 SQFT / 800 = 0.31
MUSIC SPACE 3347 SQFT / 60 = 55.78
EXISTING PATIO SPACE = 10400 SQFT – 200 – 992 FOR LANDSCAPING / 200= 46.04
STORAGE = 163 / 800 = 0.20
SUBTOTAL PARKING STALLS REQUIRED = 146.78 OR 147 STALLS REQUIRED

PARKING STALL REDUCTION = A TOTAL REDUCTION OF (2) PARKING STALLS PER EXISTING SHOWER. (3) EXISTING SHOWERS PROVIDED / (5) TOTAL PARKING STALLS REMOVED FROM REQUIRED TOTAL.
TOTAL STALLS REMOVED FROM REQUIRED SUBTOTAL: 6

2 TOTAL PARKING STALLS PROVIDED:
EXISTING ON PROJECT PROPERTY: 119
1 LEASED PARKING STALLS FROM ADJACENT PROPERTY: 22
TOTAL PARKING STALLS PROVIDED: 141

TOTAL STALLS REQUIRED AFTER REDUCTIONS: 141
TOTAL STALLS BEING PROVIDED: 141

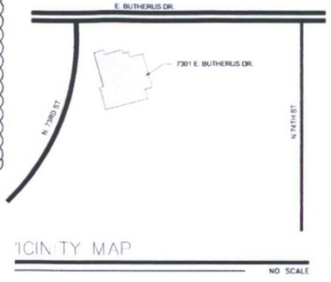

VICINITY MAP
NO SCALE

NORTH

12-UP-2018
07/20/18

EXTOLLO DESIGN
2122 E. SESAME ST.
TEMPE, AZ 85283
480-888-6565

CW ARCHITECTURE
REGISTERED ARCHITECT
CERTIFICATE NO. 41657
Cory S. Wiebers
ARIZONA, U.S.A.
12-31-19

BLK PATIO ADDITION
7301 E. BUTHERUS DRIVE
SCOTTSDALE, AZ 85024

PROJECT NARRATIVE - PROJECT INFORMATION - PARKING CALCULATIONS

DRAWN: JTP

JOB NO. 15-001
DATE: 12.9.16
REVISED:
1 CITY COMMENTS 4.3.17
2 CITY COMMENTS 10.9.17

G-0.0

1 EXISTING OCCUPANCY CLACULATIONS

OCCUPANCY GROUP: A-2

BUILDING AREAS: INTERIOR (WITH AFES)

INTERIOR EXISTING DINING	1549 SF
INTERIOR EXISTING BAR.	215 SF
INTERIOR EXISTING RESTROOMS	488 SF
INTERIOR EXISTING KITCHEN.	2484 SF
NON OCCUPIES/NON A/C STORAGE.	385 SF
TOTAL (GROSS FLOOR AREA)	5071 SF

PATIO

ENCLOSED/COVERED PATIO (WITH AFES):

DINING:	3203 SF
RESTROOMS	504 SF
BAR:	422 SF
TOTAL	4129 SF

EXTERIOR PATIO:

DINING	7137 SF
(INCLUDING 992 SF OF LANDSCAPE AND 1444 SF OF WATER FEATURE)	
CABANAS	1320 SF
BAR:	201 SF
TOTAL	8658 SF
TOTAL PATIO:	12787 S

OCCUPANT LOAD

INTERIOR

ASSEMBLY (WITHOUT FIXED SEATS) INTERIOR

TABLES & CHAIRS.	1549 / 15=	103.3 USE 104
KITCHENS (COMMERCIAL):	2484 / 200=	12.42 USE 13

TOTAL OCCUPANTS INTERIOR 117

EXITS REQUIRED (INTERIOR): 2

EXITS PROVIDED (INTERIOR): 2

EXITS REQUIRED (KITCHEN): 1

EXITS PROVIDED (KITCHEN): 2

COVERED ENCLOSED PATIO:

ASSEMBLY (WITHOUT FIXED SEATS)

TABLES & CHAIRS (COVERED PATIO)	3203 / 15=	213.6 USE 214

TOTAL OCCUPANTS COVERED PATIO: 214

EXITS REQUIRED (COVERED PATIO): 2

EXITS PROVIDED (COVERED PATIO): 2

EXTERIOR PATIO:

ASSEMBLY (WITHOUT FIXED SEATS)

TABLES & CHAIRS (EXTERIOR PATIO):

7137-992(LDSCP)-1444 (WATER FEATURE)/15=

ASSEMBLY (WITH FIXED SEATS)

FIXED SEATS (CABANAS 4 SEATS X 10 CABANAS=

TOTAL OCCUPANTS EXTERIOR PATIO:

EXITS REQUIRED (EXTERIOR PATIO): 2

EXITS PROVIDED (EXTERIOR PATIO): 2

1 PLUMBING CALCULATIONS (OPENING TO 9PM)

NOTE: SEE EXISTING CALCULATIONS ABOVE FOR OCCUPANT COUNT PER AREA.

INTERIOR (EXISTING RESTAURANT) 104 OCCUPANTS TOTAL
104/2 52 MEN & 52 WOMEN
WATER CLOSETS 52 M/W/75 (1) FIXTURE PER GENDER
LAVATORIES 52 M/W/200 (1) FIXTURE PER GENDER

INTERIOR (EXISTING KITCHEN) 13 OCCUPANTS TOTAL
13/2 7 MEN & 7 WOMEN
WATER CLOSETS 7 M/W/75 (1) FIXTURE PER GENDER
LAVATORIES 7 M/W/200 (1) FIXTURE PER GENDER

NEW EXTERIOR PATIO (SCOPE OF WORK) 2500 SF/15 167 OCCUPANTS TOTAL
167/2 84 MEN & 84 WOMEN
WATER CLOSETS 84 M/W/75 (2) FIXTURES PER GENDER
LAVATORIES 84 M/W/200 (1) FIXTURES PER GENDER

TOTALS REQUIRED / PROVIDED
MEN (4) WC'S REQUIRED THESE HOURS / (4) WC'S & (4) URINALS PROVIDED
WOMEN (4) WATER CLOSETS REQUIRED THESE HOURS / (7) PROVIDED
MEN (2) LAVATORIES REQUIRED THESE HOURS / (6) PROVIDED
WOMEN (3) LAVATORIES REQUIRED THESE HOURS / (8) PROVIDED

9PM TO CLOSE

ALL AREAS OPEN DURING THIS TIME PERIOD AND ALL RESTROOMS IN THIS FACILITY ARE EXISTING TO REMAIN. THESE AREAS ARE NOT WITHIN THE SCOPE OF WORK AREA AND THERE HAS BEEN NO CHANGE IN USE. PLUMBING CALCULATIONS ARE NOT REQUIRED. AREAS OPEN DURING THIS TIME PERIOD HAVE BEEN HATCHED. HOWEVER AS REQUESTED BY THE CITY, THE RESTROOMS, KITCHEN AND FOYER ARE OPEN AT ALL TIMES. SEE ATTACHED LETTER FROM OWNER CONFIRMING FUNCTIONS AND OPERATING HOURS.

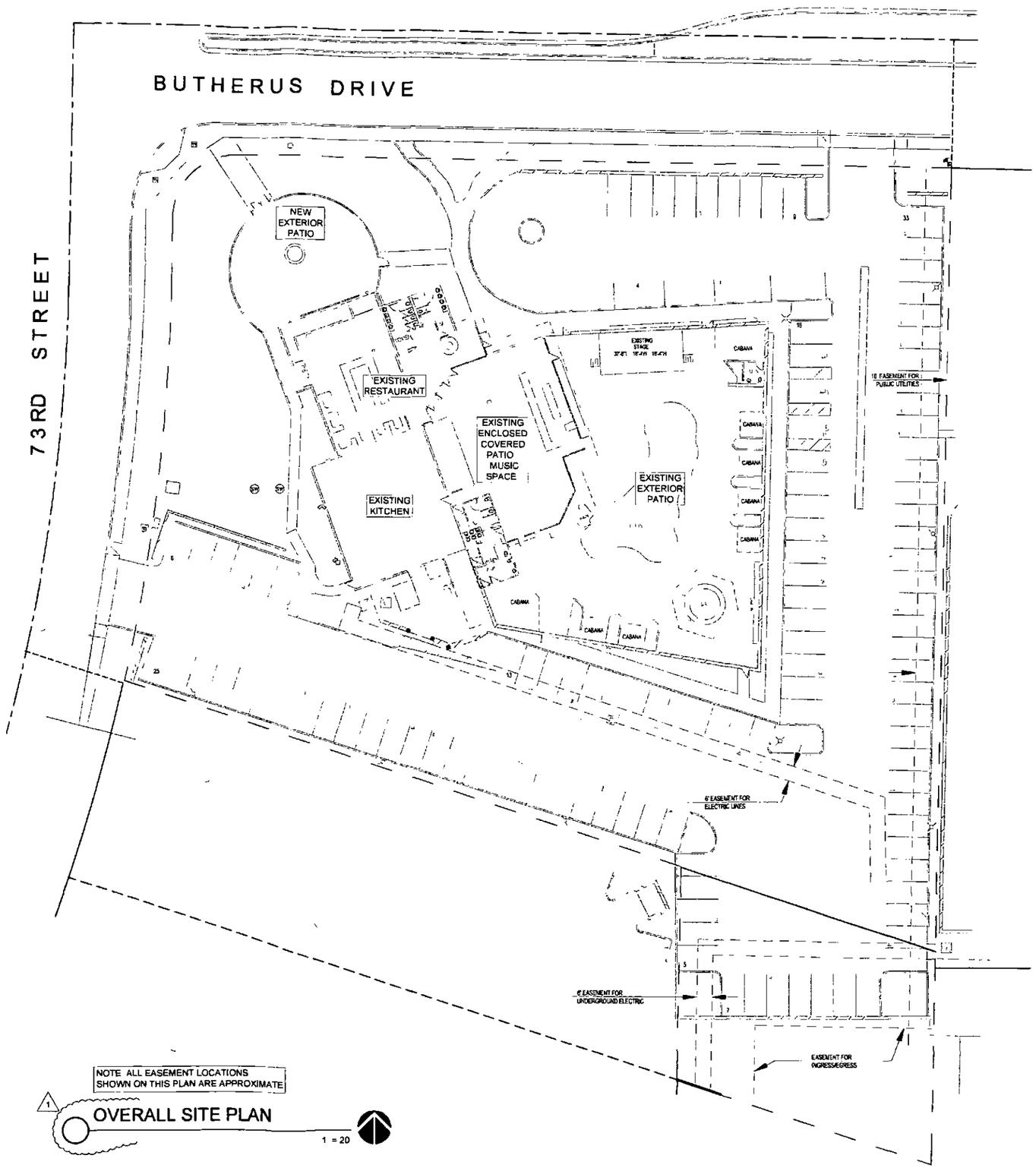

NOTE: ALL EASEMENT LOCATIONS SHOWN ON THIS PLAN ARE APPROXIMATE

1 OVERALL SITE PLAN

1 = 20

EXTOLLO DESIGN
2122 E. SESAME ST
TEMPE, AZ 85283
480-889 6565

BLK PATIO ADDITION
7301 E. BUTHERUS DRIVE
SCOTTSDALE, AZ 85024

OVERALL SITE PLAN

DRAWN JTP

JOB NO 15-001

DATE 10 12 16

REVISED
1 CITY COMMENTS 4 3 17

A-1.0

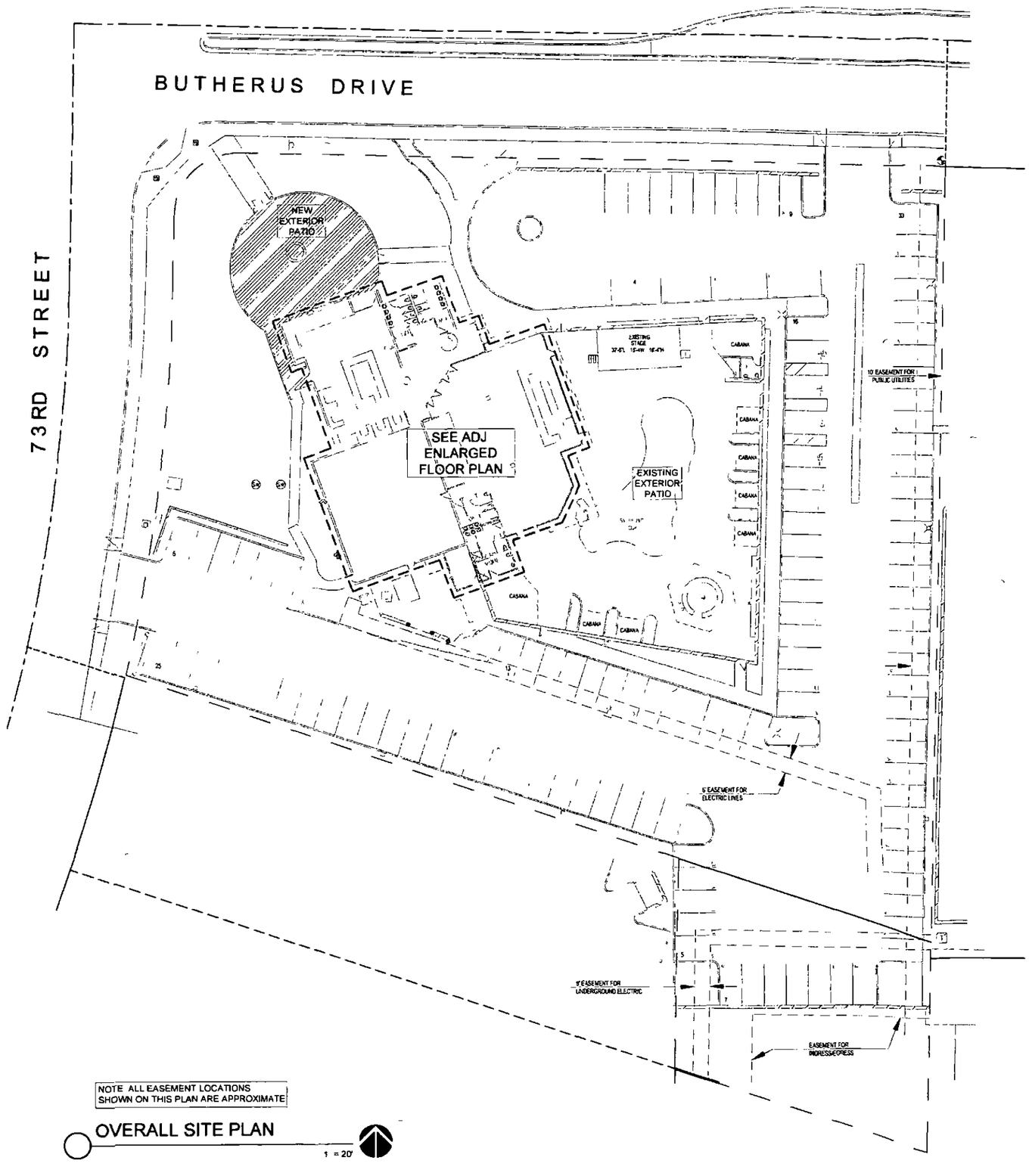

OVERALL SITE PLAN

1 = 20'

EXISTING RESTAURANT (BLK-3)

NEW EXTERIOR PATIO 2 500 SF (SEE ADJACENT SITE PLAN)
EXISTING RESTAURANT 1 573 SF
EXISTING BAR 265 SF
EXISTING RESTAURANT STORAGE 253 SF
EXISTING KITCHEN 2 432 SF
EXISTING ADJACENT RESTROOMS 487 SF
ONE HALF OF SHARED ENTRY 272 SF
TOTAL AREA **7 782 SF**

LIVE MUSIC (BLK-LIVE)

EXISTING EXTERIOR PATIO 8 664 SF (SEE ADJACENT SITE PLAN)
EXISTING LIVE MUSIC SPACE 2 920 SF
EXISTING PATIO BAR 427 SF
EXISTING ADJACENT STORAGE 163 SF
EXISTING ADJACENT RESTROOMS 513 SF
ONE HALF OF SHARED ENTRY 273 SF
TOTAL AREA **12 960 SF**

TOTAL AREA 20,742 SF.

CODE INFORMATION

APN	215-56-0048
ADDRESS	7301 E. BUTHERUS DR. SCOTTSDALE, AZ 85254
ZONING	C-2 (NO CHANGE)
SITE AREA	84 186 SF
FLOOR AREA RATIO (0 3)	67 335 SF REQUIRED (NO CHANGE) 8 976 SF PROVIDED (NO CHANGE TO BUILDING)
OPEN SPACE AREA (0 1)	8,428 SF REQUIRED 12 301 SF PROVIDED
MAXIMUM HEIGHT	30' FEET (MAXIMUM ALLOWED) 17' FEET EXISTING (NO CHANGE)
SETBACKS	FRONT (EQ 60% OF OPEN SPACE OR 4 713 SF FRONT PROV 8,436 SF (BUTHERUS), 3,283 SF (73RD ST) SIDE, N/A REAR N/A
NUMBER OF STORIES	1
AGE OF BUILDING	BUILT IN 1980

PARKING CALCULATIONS

EXST RESTAURANT KITCHEN 1836+2438= 4276 SQFT /120 = 35.63 STALLS REQ
SHARED ENTRY 545 SQFT / 120 = 4.54
NEW PATIO 2502 SQFT - 1000 /300 4.28
STORAGE 253 SQFT / 800 0.31
MUSIC SPACE 3367 SQFT / 80 = 55.78
EXISTING PATIO SPACE 10400 SQFT – 700 982 FOR LANDSCAPING / 200= 46.04
STORAGE = 163 / 800 0.20
SUBTOTAL PARKING STALLS REQUIRED = 146.78 OR 147 STALLS REQUIRED

PARKING STALL REDUCTION A TOTAL REDUCTION OF (2) PARKING STALLS PER EXISTING SHOWER (3) EXISTING SHOWERS PROVIDED / (5) TOTAL PARKING STALLS REMOVED FROM REQUIRED TOTAL
TOTAL STALLS REMOVED FROM REQUIRED SUBTOTAL 6

2 TOTAL PARKING STALLS PROVIDED
EXISTING ON PROJECT PER PLOT PLAN 119
LEASED PARKING STALLS FROM ADJACENT PROPERTY 22
TOTAL PARKING STALLS PROVIDED 141

TOTAL STALLS REQUIRED AFTER REDUCTIONS 141
TOTAL STALLS BEING PROVIDED 141

1

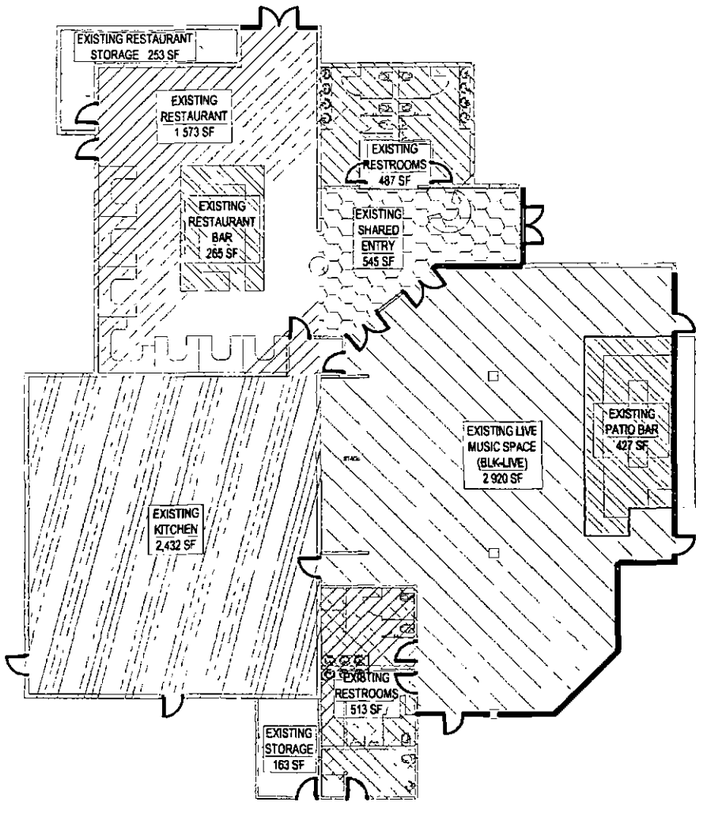

ENLARGED FLOOR PLAN

3/32 = 1 0"

EXTOLLO DESIGN
2122 E SESAME ST
TEMPE AZ 85283
480 888-6565

BLK PATIO ADDITION
7301 E BUTHERUS DRIVE
SCOTTSDALE AZ 85024

DRAWN JTP

JOB NO 15-001
DATE 7 3 18
REVISED

FLOOR PLAN WORKSHEETS

FLOOR PLAN WORKSHEETS

BUTHERUS DRIVE

SCOPE OF WORK

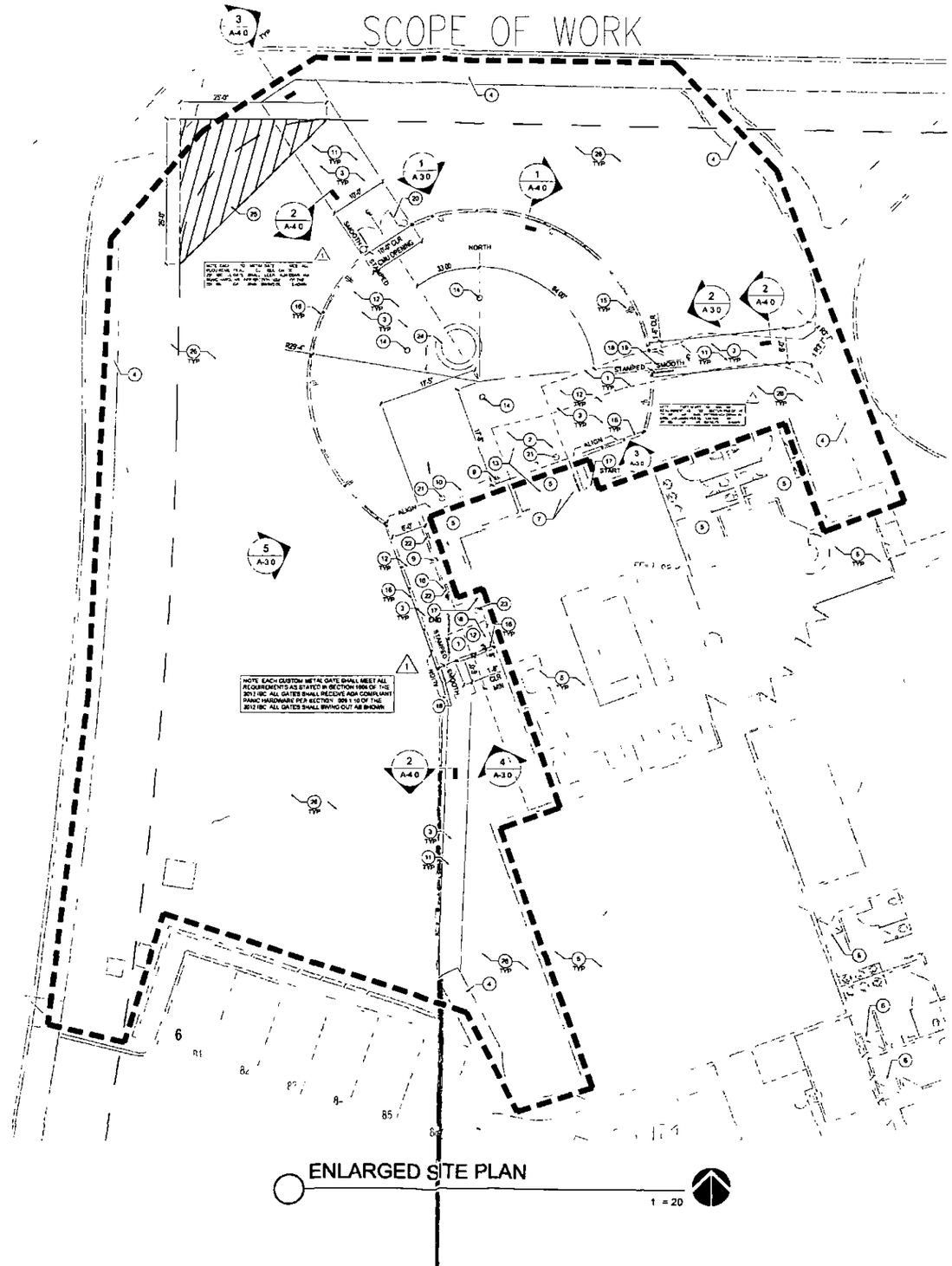

ENLARGED SITE PLAN

1 = 20

7 3 RD. STREET

ENLARGED SITE PLAN KEYNOTES

1. DASHED LINES REPRESENT EXISTING CONCRETE SLAB TO BE REMOVED
2. DASHED LINES REPRESENT EXISTING BRICK PAVERS TO BE REMOVED
3. EXISTING DECOMPOSED GRANITE TO BE REMOVED TO ACCOMMODATE NEW CONCRETE SLABS AND WALKWAYS
4. EXISTING CONCRETE WALKWAY AND CURBS WHERE APPLICABLE TO REMAIN
5. EXISTING BUILDING INTERIOR NO WORK NO WORK ON ROOF
6. EXISTING SHOWER SHOWN FOR REFFERENCE ONLY SEE PARKING CALCULATIONS
7. EXISTING FOLDING PARTITION WITH INTEGRAL EXIT DOOR TO REMAIN
8. EXISTING ENTRY/EXIT DOOR ADJACENT TO EXISTING KITCHEN TO REMAIN
9. EXISTING EXTERIOR J-BOX OUTLET AND CONDUIT TO REMAIN GENERAL CONTRACTOR TO VERIFY THAT EXISTING DEVICE IS ENERGIZED FOR GENERAL USE
10. EXISTING BUILDING SIGNAGE TO REMAIN
11. NEW 4"T CONCRETE WALKWAY OVER ABC CONCRETE TO MATCH ADJACENT EXISTING WALKWAYS WIDTHS VARY SEE 4/A-4 0 FOR TYPICAL CONTROL JOINT SECTION
12. NEW 4 500 PSI 4 STAMPED CONCRETE EXTERIOR PATIO SLAB WITH 1/2" AGGREGATE OVER 4 ABC EXACT STAMP DESIGN AND CONCRETE COLOR BY OWNER
13. NEW PATIO SLAB ELEVATION TO BE FLUSH WITH EXISTING RESTAURANT INTERIOR SLAB SEE CIVIL DRAWINGS
14. NEW RECESSED WEATHERPROOF ELECTRICAL FLOOR BOXES THESE SHALL PROVIDE POWER AND DIMMING FOR TENANT PROVIDED FREESTANDING FLOOR LAMPS TYP SEE ELECTRICAL DRAWINGS VERIFY EXACT LOCATIONS WITH OWNER
15. NEW SURFACE MOUNTED WEATHERPROOF DUPLEX OUTLETS ON DIMMER SWITCH TYPICAL ELECTRICAL WIRING TO BE WITHIN CMU WALL SEE ELECTRICAL DRAWINGS
16. NEW 3'-0"H PERIMETER STUCCO CLAD 8" CMU WALL WITH AN ADDITIONAL 2'-0"H WROUGHT IRON FENCING ABOVE TYPICAL SEE WALL SECTION WALL TEXTURE TO MATCH EXISTING AND SHALL BE PAINTED TO MATCH ADJACENT SITE WALLS
17. EXISTING "WHITE" PAINTED BRICK EXTERIOR WALL SURFACE TO RECEIVE E F I S SYSTEM TO MATCH EXISTING AT OTHER PARTS OF EXISTING BUILDING COLOR TO MATCH EXISTING SEE PLAN FOR START AND END POINTS
18. NEW ACCESSIBLE CUSTOM SINGLE WROUGHT IRON GATE PAINT COLOR TO MATCH NEW CMU WALLS GATE OPENING WIDTH TO BE 7'-8" MIN CLEAR PROVIDE A MINIMUM OF 18" CLEAR ON PULL SIDE HEIGHT TO MATCH ADJACENT WALL SEE ADDITIONAL DOOR HARDWARE NOTES THIS SHEET UNTIL CUSTOM GATE INSTALLATION IS COMPLETE PROVIDE TEMPORARY ACCESSIBLE SINGLE WROUGHT IRON GATE THIS LOCATION TO MATCH OTHER GATES AT PATIO GATE HEIGHT SHALL NOT EXCEED HEIGHT OF ADJACENT WROUGHT IRON FENCE/WALL
19. SEE NEW ACCESSIBLE GATE AT SOUTHWEST CORNER OF PATIO AREA FOR ALL OPENING SIZES AND REQUIRED CLEARANCES
20. NEW ACCESSIBLE CUSTOM METAL DOUBLE GATE WITH LOCK UNTIL CUSTOM GATE INSTALLATION IS COMPLETE PROVIDE TEMPORARY ACCESSIBLE DOUBLE WROUGHT IRON GATE THIS LOCATION TO MATCH OTHER GATES AT PATIO SEE CONCEPTUAL GATE SKETCH SHEET 5/A-4 0
21. NEW EXTERIOR WALL SCONCE AT 10'-0" A F F LIGHTS TO BE SPACED EQUALLY EACH SIDE OF EXISTING SIGNAGE LIGHTS TO BE USED DURING MAINTENANCE/CLEANING OF THE PATIO ONLY NOT TO BE USED DURING NORMAL OPERATING HOURS SEE ELECTRICAL DRAWINGS
22. NEW SURFACE MOUNTED AISLE LIGHTING AT FOOT LEVEL
23. NEW WALL SCONCE AT 8'-0" A F F CENTER BETWEEN DOOR OPENING AT CORNER
24. NEW FREE STANDING FIRE FEATURE PROVIDED AND INSTALLED BY THE OWNER NATURAL GAS PERMIT IN PLACE BY OWNER
25. NEW SIGHT DISTANCE TRIANGLE SHOWN FOR REFERENCE ONLY SEE PLAN FOR DIMENSIONS
26. SEE LANDSCAPE AND CIVIL DRAWINGS FOR ADDITIONAL SITE WORK TYPICAL

GATE HARDWARE NOTES

1. ALL EXIT GATES SHALL BE MINIMUM 3'-0" X 6'-8" AND OPERABLE FROM THE INSIDE WITHOUT USE OF A KEY OR SPECIAL KNOWLEDGE AND EXIT DOORS SHALL BE CAPABLE OF OPENING 90 DEGREES AND SHALL BE MOUNTED SO THE CLEAR WIDTH OF THE EXIT WAY IS NOT LESS THAN 32" PER 2012 I B C CHAPTER 10
2. GATE HARDWARE SHALL ABIDE BY THE FOLLOWING
   - A. HANDLES PULLS LATCHES LOCKS AND OTHER OPERABLE PARTS ON ACCESSIBLE GATES SHALL HAVE A SHAPE THAT IS EASY TO GRASP WITH ONE HAND AND DOES NOT REQUIRE TIGHT GRASPING PINCHING OR TWISTING OF THE WRIST TO OPERATE OPERABLE PARTS OF SUCH HARDWARE SHALL BE 34 INCHES (865 MM) MINIMUM AND 48 INCHES (1220 MM) MAXIMUM ABOVE THE FLOOR WHERE SLIDING GATES ARE IN THE FULLY OPEN POSITION OPERATING HARDWARE SHALL BE EXPOSED AND USABLE FROM BOTH SIDES (ICC A117 1 2009 SEC 404 2 6)
   - B. NEW GATES SHALL HAVE LEVER HANDLE HARDWARE
   - C. GATE CLOSERS GATE CLOSERS SHALL BE ADJUSTED SO THAT FROM AN OPEN POSITION OF 90 DEGREES THE TIME REQUIRED TO MOVE THE GATE TO AN OPEN POSITION OF 12 DEGREES SHALL BE 5 SECONDS MINIMUM (ICC A117 1 2009 SECTION 404 2 7 1)
   - D. GATE-OPENING FORCE THE FORCE FOR PUSHING OR PULLING OPEN GATES SHALL BE AS FOLLOWS
     1. HINGED GATES 5 0 POUNDS (22.2 N) MAXIMUM
     2. SLIDING OR FOLDING GATES 5 0 POUNDS (22.2 N) MAXIMUM

     THESE FORCES DO NOT APPLY TO THE FORCE REQUIRED TO RETRACT LATCH BOLTS OR DISENGAGE OTHER DEVICES THAT HOLD THE GATE IN A CLOSED POSITION
   - E. GATES WITH PANIC HARDWARE THE ACTIVATING MEMBER SHALL BE MOUNTED AT A HEIGHT OF NOT LESS THAN 30 INCHES OR MORE THAN 44 INCHES ABOVE THE FLOOR THE UNLATCHING FORCE SHALL NOT EXCEED 15 POUNDS WHEN APPLIED IN THE DIRECTION OF EXIT TRAVEL
   - F. ENTRY GATES SHALL HAVE THE INTERNATIONAL ACCESSIBILITY SYMBOL
3. WIDTH OF GATES THE MINIMUM WIDTH OF EACH GATE OPENING SHALL BE SUFFICIENT FOR THE OCCUPANT LOAD THEREOF AND SHALL PROVIDE A CLEAR WIDTH OF 32 INCHES (813 MM) CLEAR OPENINGS OF GATEWAYS WITH SWINGING GATES SHALL BE MEASURED BETWEEN THE FACE OF THE GATE AND THE STOP WITH THE GATE OPEN 90 DEGREES (1 57 RAD) WHERE THIS SECTION REQUIRES A MINIMUM CLEAR WIDTH OF 32 INCHES (813 MM) AND A GATE OPENING INCLUDES TWO GATE LEAVES WITHOUT A MULLION ONE LEAF SHALL PROVIDE A CLEAR OPENING WIDTH OF 32 INCHES (813 MM) THE MAXIMUM WIDTH OF A SWINGING GATE LEAF SHALL BE 48 INCHES (1219 MM) NOMINAL (2012 IBC SECTION 1008 1 1)
4. CHANGES IN LEVEL VERTICAL CHANGES IN LEVEL OF 1/4 INCH (6 4 MM) MAXIMUM IN HEIGHT SHALL BE PERMITTED TO BE VERTICAL BEVELED CHANGES IN LEVEL GREATER THAN 1/4 INCH (6 4 MM) IN HEIGHT AND NOT MORE THAN 1/2 INCH (13 MM) MAXIMUM IN HEIGHT SHALL BE BEVELED WITH A SLOPE NOT STEEPER THAN 1 2 (PER ICC A117 1 2009 SECTION 303 2 & 303 3)

EXTOLLO DESIGN
2122 E SESAME ST
TEMPE AZ 85283
480-888-6565



BLK PATIO ADDITION
7301 E BUTHERUS DRIVE
SCOTTSDALE AZ 85024

ENLARGED SITE PLAN

DRAWN	JTP
JOB NO	15-001
DATE	12 9 16
REVISED	
1	CITY COMMENTS 4 3 17

A-2.0

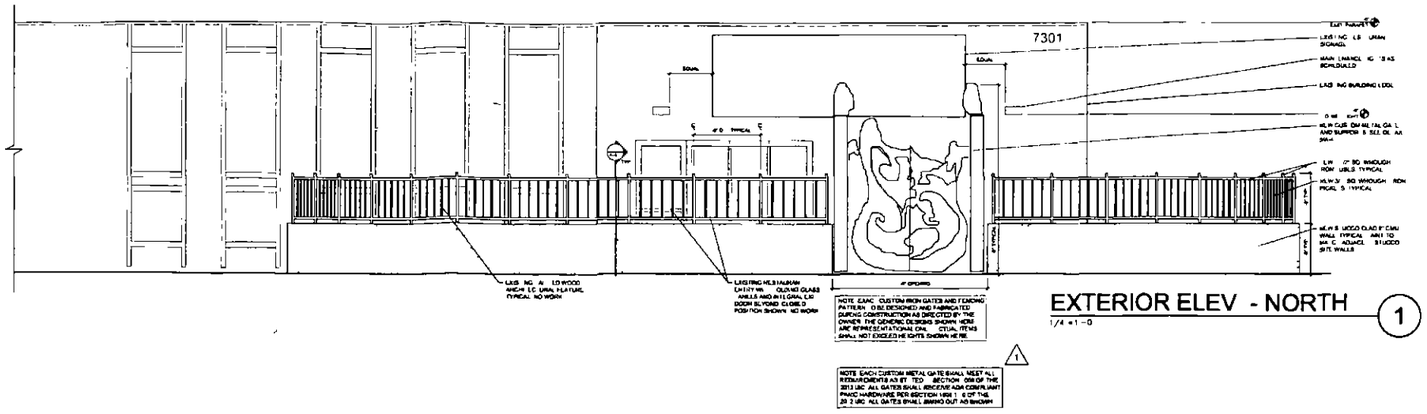

NOTE ALL STUCCO AND WROUGHT IRON FENCING TO BE PAINTED TO MATCH EXISTING EXTERIOR COLOR GENERAL CONTRACTOR TO PROVIDE DRAWDOWNS FOR OWNER REVIEW AND APPROVAL PAINT TO BE DUNN EDWARDS NATURAL BRIDGE DE6184 EVERSHIELD 100% ACRYLIC (LRV 24) OR EQUAL

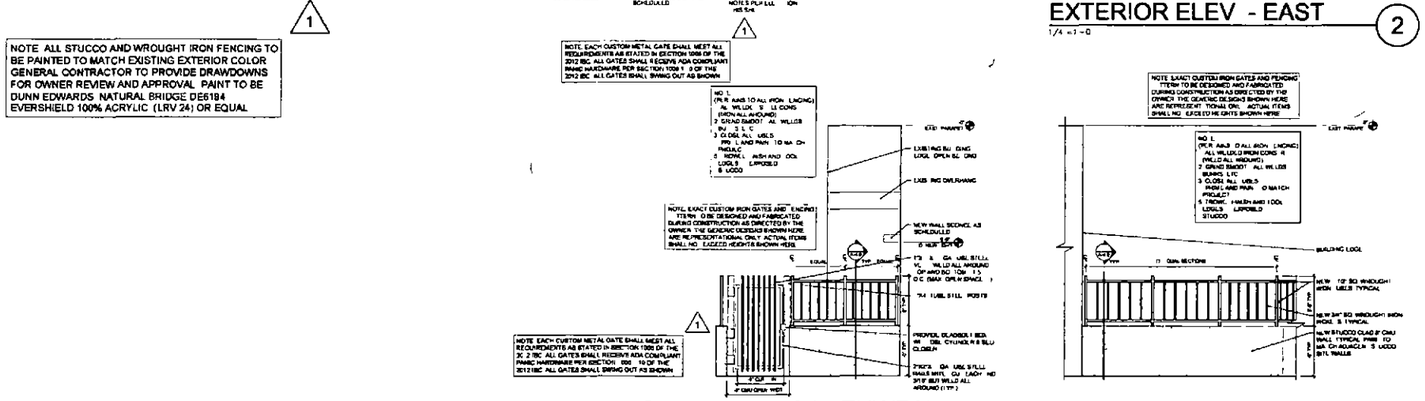

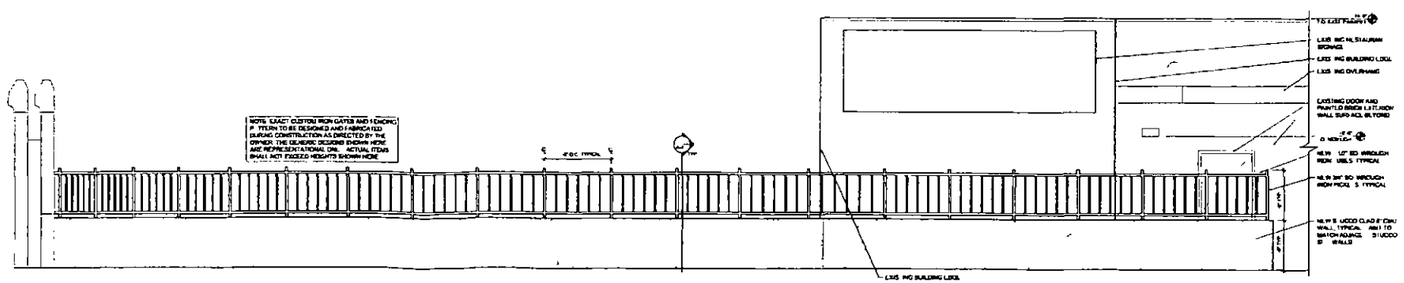

EXTOLLO DESIGN
2122 E SESAME ST
TEMPE AZ 85283
480-888-6565

REGISTERED ARCHITECT
CERTIFICATE
41657
Cory S
ARIZONA, USA
12-3-19

BLK PATIO ADDITION
7301 E BUTHERUS DRIVE
SCOTTSDALE AZ 85024

EXTERIOR ELEVATIONS

DRAWN JTP

JOB NO 15-001
DATE 12 9 16
REVISED
1 CITY COMMENTS 4 3 17

A-3.0



GATE CONCEPTUAL ELEV. 5
N.T.S.

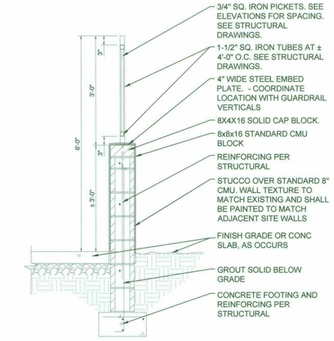

PERIMETER WALL SECTION 1
1/2"=1'-0"

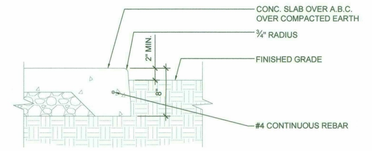

CONCRETE TURNDOWN 2
1"=1'-0"

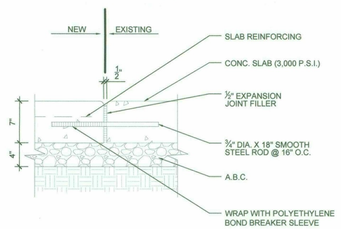

CONC. JOINT AT EXST. SLAB 3
1"=1'-0"

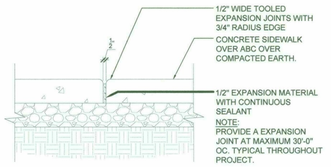

TYPICAL CONTROL JOINT 4
1"=1'-0"

EXTOLLO DESIGN
2122 E. SESAME ST.
TEMPE, AZ 85283
480-888-6565

WRIGHT ARCHITECTURE
10035 N. 71st Place
Scottsdale, AZ 85258
P: 480.364.7273
www.wrightarchitecture.com

REGISTERED ARCHITECT
CERTIFICATE NO.
41657
Cory S. Wright
Date Signed 02-03-17
ARIZONA, USA
expires 12-31-19

BLK PATIO ADDITION
7301 E. BUTHERUS DRIVE
SCOTTSDALE, AZ 85024

SECTIONS AND DETAILS

DRAWN: JTP

JOB NO. 15-001
DATE: 12.9.16
REVISED:

A-4.0

13-UP-2018
7/20/2018

Correspondence Between
Staff and Applicant
Approval Letter

Cluff, Bryan

From: Cluff, Bryan
Sent: Tuesday, January 29, 2019 5 29 PM
To. Greg Loper, Rod Jarvis
Subject: BLK Live 2nd Review

Rod,

Staff has completed the 2nd review of the submitted applications (12-UP-2018 & 13-UP-2018) The following remaining items need to be addressed

1. The plans illustrate, and the project narrative discusses sound mitigation measures that are proposed to reduce the noise that is traveling into the residential areas Please provide a report and/or other documentation from a sound engineer or other qualified professional that validates the effectiveness of the proposed mitigation techniques, which include re-orientation and reduction of speakers and the acoustical canopy
2. The site plan has been updated to show new angled parking spaces located along the northern site driveway and at the southeast quadrant of the property Please add dimensions to the drive aisles to confirm compliance with Zoning Ordinance Section 9 106 B , which requires 24 feet of width for a two-way drive aisle with 90 degree parking on one or both sides
3. Light fixtures 'L2' and 'COLORado 1-tri' do not meet the requirements of the City of Scottsdale lighting design guidelines Please provide additional information regarding how these fixtures are mounted in a way that will not allow the light source to be visible from off-site and does not allow light to escape into the sky
4. The resubmittal included a revised narrative for the Live Entertainment (13-UP-2018), but did not include a narrative for the Bar (12-UP-2018) Please provide an updated narrative for the bar use

Please let me know if you have any questions I am happy to meet to go over the comments if necessary

Thank you,

Bryan D Cluff, LEED AP
Senior Planner
City of Scottsdale
Planning & Development
Phone 480-312-2258
Fax 480-312-7088
bcluff@ScottsdaleAZ gov

Get informed!
Subscribe to Scottsdale P & Z Link newsletter

-----Original Message-----
From Jeff Pielage <jpielage@exd-az com>
Sent Friday, January 25, 2019 6 53 PM
To Cluff, Bryan <BCluff@Scottsdaleaz gov>
Cc Jeffrey Benice <JSB@jeffreybenice com>, Rod Jarvis <rjarvis@ecllaw com>, Greg Loper <gloper@ecllaw com>, Rocco

Visnjic <Rocco@BLKLiveAZ com>
Subject BLK User Permit - Parking quantity reached

Bryan
As you are aware our team submitted our use permit package a few weeks ago I know you are in the middle of DR on it I just wanted to let you know that we have now acquired the agreed upon minimum parking stall quantity and have secured all formal lease agreements Would you allow us to resubmit a revised site plan reflecting this new information along with the parking agreement while the original package is being reviewed Obviously our team is eager to knock these items off our to do list as I'm sure you are Any hints as to what city comments we can expect in the coming weeks would also be appreciated

Thank you

Jeff Pielage, LEED AP
Extollo Design, LLC
480-888-6565

CITY OF SCOTTSDALE

8/30/18

George Pasquel
Withey Morris, PLC
2525 E Arizona Biltmore Cir A-212
Phoenix, AZ 85016

RE 12-UP-2018 & 13-UP-2018
BLK Live Bar & Live Entertainment

Dear Mr Pasquel

The Planning & Development Services Division has completed the review of the above referenced development application submitted on 7/20/18 The following **1st Review Comments** represent the review performed by our team, and is intended to provide you with guidance for compliance with city codes, policies, and guidelines related to this application

Zoning Ordinance and Scottsdale Revise Code Significant Issues

The following code and ordinance related issues have been identified in the first review of this application, and shall be addressed in the resubmittal of the revised application material Addressing these items is critical to scheduling the application for public hearing, and may affect the City Staff's recommendation Please address the following

Zoning

1 Please revise the parking calculations on the site plan and project narrative for the bar and live entertainment uses to comply with the requirements of Zoning Ordinance, Sec 9 103 , Table 9 103 A , which requires one parking space for each sixty (60) square feet of gross for area for bar uses, one parking space for each sixty (60) square feet of gross for area for live entertainment uses, and one parking space for each two-hundred (200) square feet of patio area for both uses, minus the first two-hundred (200) square feet of patio area

2 In response to Zoning Ordinance Sections 1 401 A 1 and 1 403 K 2 , the live entertainment project narrative states 'Noise mitigation measures have, and will continue to be taken ' with regard to the live entertainment request Please provide information in the project narrative and supplemental materials as needed to describe the types of noise mitigation measures that are in place Due to recent noise complaints, it may also be beneficial to provide detailed information regarding when the noise mitigation measures were taken

3 The existing conditional use permit (12-UP-2013) limits the hours of operation for live entertainment from 5 00pm to 2 00am Monday thru Friday and from 2 00pm to 2 00am on Saturdays and Sundays The submitted Public Safety Plan identifies hours of operation for the facility

starting from 4 00pm Tuesday thru Sunday If a change in hours of operation is proposed, please update the project narrative to discuss the requested change in hours

Please Note: Staff has received a phone message from a nearby commercial tenant who has been impacted by live music before the hours of 5 00pm and has requested the hours be further limited to not allow live entertainment before 6 00pm on weekdays

4 In the live entertainment project narrative, it is stated ' the size or style of the stage was never stipulated in any means by the approvals ' The existing conditional use permit (12-UP-2013) stipulates to a site/floor plan that clearly identifies the location and limits of the stage that was in place at time of approval The plan also notes that the existing stage will be utilized for live entertainment Please revise the project narrative to remove or revise this statement to clarify the request is to enlarge the stage that is used for live entertainment

5 City records identify the property owner as 'SDL Restaurant Group LLC', however the application and associated documents have been signed by 'BLK Live LLC' Please submit a revised Development Application and associated forms with the signature of the property owner of record, in accordance with Zoning Ordinance, Sec 1 304

6 Please provide a copy of the Citizen Review Report summary to include details of the most recent public outreach efforts, including any additional public comments that may have been received, in accordance with Zoning Ordinance, Sec 1 305 C 2 b

Significant Policy Related Issues

The following policy related issues have been identified in the first review of this application Even though some of these issues may not be critical to scheduling the application for public hearing, they may affect the City Staff's recommendation pertaining to the application and should be addressed with the resubmittal of the revised application material Please address the following

Building Elevation Design

7 Based on the design details that were included with the live entertainment application, the proposed stage includes a vertical truss system above the stage to hold speakers, lighting, and other equipment as needed This structure is subject to Development Review Board review of the design, in accordance with Section 1 902 of the Zoning Ordinance Please provide conceptual exterior elevations of the proposed structure as it would be viewed from the adjacent streets and neighboring properties

Lighting Design

8 Please provide additional information regarding any lighting that may be located on the vertical truss system above the stage demonstrating compliance with Zoning Ordinance Section 7 600 A ceiling or cover may be necessary to prevent light spillage into the night sky

Technical Corrections

The following technical ordinance or policy related corrections have been identified in the first review of the project While these items are not as critical to scheduling the case for public hearing, they will likely affect a decision on the final plans submittal (construction and improvement documents) and should be addressed as soon as possible Correcting these items before the hearing may also help clarify questions regarding these plans Please address the following

Site:

9. Please revise the site plan to identify the stage as 'proposed' in-lieu of 'existing', in accordance with the Plan & Report Requirements for Development Applications.

Please resubmit the revised application requirements and additional information identified in Attachment A, Resubmittal Checklist, and a written summary response addressing the comments/corrections identified above as soon as possible for further review. The City will then review the revisions to determine if the application is to be scheduled for a hearing date, or if additional modifications, corrections, or additional information is necessary.

PLEASE CALL 480-312-7767 TO SCHEDULE A RESUBMITTAL MEETING WITH ME PRIOR TO YOUR PLANNED RESUBMITTAL DATE. DO NOT DROP OFF ANY RESUBMITTAL MATERIAL WITHOUT A SCHEDULED MEETING. THIS WILL HELP MAKE SURE I'M AVAILABLE TO REVIEW YOUR RESUBMITTAL AND PREVENT ANY UNNECESSARY DELAYS. RESUBMITTAL MATERIAL THAT IS DROPPED OFF MAY NOT BE ACCEPTED AND RETURNED TO THE APPLICANT.

These **1st Review Comments** are valid for a period of 180 days from the date on this letter. The Zoning Administrator may consider an application withdrawn if a revised submittal has not been received within 180 days of the date of this letter (Section 1.305. of the Zoning Ordinance).

If you have any questions, or need further assistance please contact me at 480-312-2258 or at bcluff@ScottsdaleAZ.gov.

Sincerely,

Bryan Cluff
Senior Planner

ATTACHMENT A
Resubmittal Checklist

Case Number **12-UP-2018 & 13-UP-2018**

Please provide the following documents, in the quantities indicated, with the resubmittal (all plans larger than 8 ½ x11 shall be folded)

☒ One copy COVER LETTER – Respond to all the issues identified in this 1st Review Comment Letter
☒ One original Letter of Authorization-actual owner of record
☒ One copy Revised Narrative for Project
☒ One copy Citizen Review Report
☒ One copy Revised Security, Maintenance & Operations Plan (if applicable)

☒ Site Plan

4 24" x 36" 2 11" x 17" 2 8 ½" x 11"

☒ Elevations

Color		24" x 36"		11" x 17"	8 ½" x 11"
B/W	2	24" x 36"	1	11" x 17"	1 8 ½" x 11"

☒ Lighting Site Plan(s)

2 24" x 36" 1 11" x 17" 1 8 ½" x 11"

☒ Photometric Analysis Plan(s)

2 24" x 36" 1 11" x 17" 1 8 ½" x 11"

☒ Manufacturer Cut Sheets of All Proposed Lighting

2 24" x 36" 1 11" x 17" 1 8 ½" x 11"

CITY OF SCOTTSDALE

Planning and Development Services Division

7447 East Indian School Road
Scottsdale, Arizona 85251

Date 5/31/18

Contact Name GEORGE PASQUEL

Firm Name

Address

City, State, Zip

RE Minimal Submittal Comments

924 - PA - 2017

Dear MR. PASQUEL

It has been determined that your Development Application for BIK Live CUPs
Does not contain the minimal information, and has not been accepted for review

Please refer to the application checklist and the Minimal Information to be Accepted for Review Checklist, and the Plan & Report Requirements pertaining to the minimal information necessary to be accepted for review

PLEASE CALL 480-312-7000 TO SCHEDULE A RESUBMITTAL MEETING WITH ME PRIOR TO YOUR PLANNED RESUBMITTAL DATE DO NOT DROP OFF ANY RESUBMITTAL MATERIAL WITHOUT A SCHEDULED MEETING THIS WILL HELP MAKE SURE I'M AVAILABLE TO REVIEW YOUR RESUBMITTAL AND PREVENT ANY UNNECESSARY DELAYS RESUBMITTAL MATERIAL THAT IS DROPPED OFF MAY NOT BE ACCEPTED AND RETURNED TO THE APPLICANT.

These **Minimal Submittal Comments** are valid for a period of 180 days from the date on this letter The Zoning Administrator may consider an application withdrawn if a revised submittal has not been received within 180 days of the date of this letter (Section 1 305 of the Zoning Ordinance)

Sincerely,

Name Bryan Cluff

Title Sr Planner

Phone Number (480) 312 -

Email Address BCluff @ScottsdaleAZ gov

207 Waiver
Title
Legal Description
Policy or Appeals
Correspondence Between Legal & Staff
Letter of Authorization

April 30, 2018

City of Scottsdale
Planning and Development Services
7447 E. Indian School Road
Scottsdale, Arizona 85251

Re: Authorization – 7301 E. Butherus, Scottsdale, Arizona (APN No. 215-56-024B)

To whom it may concern:

Please accept this letter as authorization for Withey Morris, PLC to file applications for land use entitlements for the above reference property. I hereby certify that I am the property owner and / or authorized agent of property owner and have the authority to grant this authorization.

Sincerely,
SDL Restaurant Group LLC

By: BLK Lion, LLC _____

It's: Lessee _____

12-UP-2018
07/20/18

Affidavit of Authorization to Act for Property Owner

CITY OF SCOTTSDALE

1. This affidavit concerns the following parcel of land:

   a. Street Address: 7301 E. Butherus
   b. County Tax Assessor's Parcel Number: 215-56-024B
   c. General Location: Southeast corner of Butherus Drive and 73rd Street
   d. Parcel Size: +/- 2 acres
   e. Legal Description: See attached
   (If the land is a platted lot, then write the lot number, subdivision name, and the plat's recording number and date. Otherwise, write "see attached legal description" and attach a legal description.)

2. I am the owner of the land or I am the duly and lawfully appointed agent of the owner of the land and have authority from the owner to sign this affidavit on the owner's behalf. If the land has more than one owner, then I am the agent for all of the owners, and the word "owner" in this affidavit refers to all of them.
3. I have authority from the owner to act for the owner before the City of Scottsdale with regard to any and all reviews, zoning map amendments, general plan amendments, development variances, abandonments, plats, lot splits, lot ties, use permits, building permits and other land use regulatory or related matters of every description involving the land, or involving adjacent or nearby lands in which the owner has (or may acquire) an interest, and all applications, dedications, payments, assurances, decisions, agreements, legal documents, commitments, waivers and other matters relating to any of them.
4. The City of Scottsdale is authorized to rely on my authority as described in this affidavit until three work days after the day the owner delivers to the Director of the Scottsdale Planning & Development Services Department a written statement revoking my authority.
5. I will immediately deliver to the Director of the City of Scottsdale Planning & Development Services Department written notice of any change in the ownership of the land or in my authority to act for the owner.
6. If more than one person signs this affidavit, each of them, acting alone, shall have the authority described in this affidavit, and each of them warrant to the City of Scottsdale the authority of the others.
7. Under penalty of perjury, I warrant and represent to the City of Scottsdale that this affidavit is true and complete. I understand that any error or incomplete information in this affidavit or any applications may invalidate approvals or other actions taken by the City of Scottsdale, may otherwise delay or prevent development of the land, and may expose me and the owner to other liability. I understand that people who have not signed this form may be prohibited from speaking for the owner at public meetings or in other city processes.

Name (printed)	Date	Signature
Jeffrey S. Barton	5/17, 2018	BLK Lin, LLC
Jeffrey Paul Cox	5/30, 2018	GEORGE PASQUEL - WITNEY MORRIS PLC
	, 20	

Planning and Development Services
7447 E Indian School Road, Suite 105, Scottsdale, AZ 85251 • scottsdaleaz.gov

Appeals of Dedication, Exactions or Zoning Regulations

CITY OF SCOTTSDALE

Rights of Property Owner

In addition to the other rights granted to you by the U.S. and Arizona Constitution, federal and state law and city ordinances or regulations, you are hereby notified of your right to appeal the following City actions relating to your property:

1) Any dedication of exaction which is required of you by an administrative agency or official of the city as a condition of granting approval of your request to use, improve or develop your real property. This appeal right does not apply to a dedication or exaction required as part of a city legislative act (for example a zoning ordinance) when an administrative agency or official has no discretion to determine the dedication or exaction.
2) The adoption or amendment of a zoning regulation that creates a taking of property in violations of Arizona and federal court decision.

Appeal Procedure

The appeal must be in writing and specify the City action appealed and the date final action was taken, and must be filed with or mailed to the hearing officer designated by the city within 30 days after the final action is taken

- No fee will be charged for filing
- The city Attorney's Office will review the appeal for compliance with the above requirements, and will notify you if your appeal does not comply
- Eligible appeals will be forwarded to the hearing officer, and a hearing will be scheduled within 30 days of receipt by the hearing officer of your request. Ten days notice will be given to you of the date, time and place of the hearing unless you indicate that less notice is acceptable to you.
- The City will submit a takings impact report to the hearing officer.
- In an appeal from a dedication or exaction, the City will bear the burden of proving that the dedication or exaction to be imposed on your property bears an essential nexus between the requirement and a legitimate governmental interest and that the proposed dedication or exaction is roughly proportional to the impact of the use, improvement or development you proposed.
- In an appeal from the adoption or amendment of a zoning regulation, the City will bear the burden of proving that any dedication of exaction requirement in the zoning regulation is roughly proportional to the impact of the proposed use, improvement, or development, and that the zoning regulation does not create a taking of property in violation of Arizona and federal court cases.
- The hearing officer must render his decision within five working days after the appeal is heard.
- The hearing officer can modify or delete a dedication or exaction or, in the case of an appeal from a zoning regulation, transmit a recommendation to the City Council.
- If you are dissatisfied with the decision of the hearing officer, you may file a complaint for a trial nevo with the Superior Court within 30 days of the hearing officer's decision.

For questions, you may contact:
City's Attorney's Office
3939 Drinkwater Blvd.
Scottsdale, AZ 85251
480-312-2405

Address your appeal to:
Hearing Officer, C/O City Clerk
3939 Drinkwater Blvd
Scottsdale, AZ 85251

Please be aware that City Staff cannot give you legal advice. You may wish, but are not required, to hire an attorney to represent you in an appeal.

Planning and Development Services

7447 E. Indian School Road, Suite 105, Scottsdale, AZ 85251 ♦ www.scottsdaleaz.gov

12-UP-2018
07/20/18

Owner Certification
Acknowledging Receipt
Of
Notice Of Right To Appeal
Exactions And Dedications

I hereby certify that I am the owner of property located at:

7301 E. Butherus, Scottsdale Arizona (APN No. 215-56-024B)

(address where development approval, building permits, or city required improvements and dedications are being required)

and hereby certify that I have received a notice that explains my right to appeal all exactions and/or dedications required by the City of Scottsdale as part of my property development on the parcel listed in the above address.

PDLG Lin, & LC, Lessee/Rent

Signature of Property Owner

Date 5/17/18

12-UP-2018
07/20/18

EXHIBIT "1 "

Escrow No. 601-5708628 (KG)

PARCEL NO. 1:

BEGINNING AT THE NORTHEAST CORNER OF LOT 21, THUNDERBIRD INDUSTRIAL AIRPARK NO. 2, A SUBDIVISION RECORDED IN BOOK 118 OF MAPS, PAGE 10, RECORDS OF MARICOPA COUNTY, ARIZONA, SAID CORNER BEING THE TRUE POINT OF BEGINNING;

THENCE SOUTH 1 DEGREE 08 MINUTES 00 SECONDS WEST, ALONG THE EAST LINE OF SAID LOT 21, A DISTANCE OF 306.83 FEET;

THENCE NORTH 71 DEGREES 39 MINUTES 27 SECONDS WEST, A DISTANCE OF 334.10 FEET TO THE INTERSECTION WITH A CURVE CONCAVE TO THE WEST AND HAVING A RADIUS OF 783.95 FEET, SAID CURVE BEING THE EAST RIGHT OF WAY LINE OF 73RD STREET AS SHOWN ON THE PLAT OF SAID THUNDERBIRD INDUSTRIAL AIRPARK NO. 2;

THENCE NORTHERLY ALONG SAID CURVE THROUGH A CENTRAL ANGLE OF 11 DEGREES 23 MINUTES 33 SECONDS A CURVED DISTANCE OF 155.88 FEET;

THENCE NORTH 1 DEGREE 08 MINUTES 00 SECONDS EAST ALONG SAID RIGHT OF WAY, A DISTANCE OF 28.13 FEET TO A CURVE CONCAVE TO THE EAST AND HAVING A RADIUS OF 25.00 FEET;

THENCE NORTHEASTERLY ALONG SAID CURVE THROUGH A CENTRAL ANGLE OF 90 DEGREES 00 MINUTES 00 SECONDS, A CURVED DISTANCE OF 39.27 FEET;

THENCE SOUTH 88 DEGREES 52 MINUTES 00 SECONDS EAST ALONG THE SOUTH RIGHT OF WAY LINE OF BUTHERUS DRIVE, AS SHOWN ON THE PLAT OF SAID THUNDERBIRD INDUSTRIAL AIRPARK NO. 2, A DISTANCE OF 278.70 FEET TO THE TRUE POINT OF BEGINNING;

Unofficial Document

EXCEPT ALL URANIUM, THORIUM AND ALL OTHER MATERIALS DETERMINED TO BE PARTICULARLY ESSENTIAL TO THE PRODUCTION OF FISSIONABLE MATERIALS, AS RESERVED TO THE UNITED STATES OF AMERICA IN DEED RECORDED AUGUST 12, 1953 IN DOCKET 1185, PAGE 139.

PARCEL NO. 2:

BEGINNING AT THE SOUTHEAST CORNER OF LOT 21, THUNDERBIRD INDUSTRIAL AIRPARK NO. 2, A SUBDIVISION RECORDED IN BOOK 118 OF MAPS, PAGE 10, RECORDS OF MARICOPA COUNTY, ARIZONA, SAID CORNER BEING THE TRUE POINT OF BEGINNING;

THENCE NORTH 71 DEGREES 39 MINUTES 27 SECONDS WEST, A DISTANCE OF 104.69 FEET;

THENCE NORTH 1 DEGREE 08 MINUTES 00 SECONDS EAST, A DISTANCE OF 83.17 FEET;

THENCE SOUTH 71 DEGREES 39 MINUTES 27 SECONDS EAST, A DISTANCE OF 104.69 FEET;

THENCE SOUTH 1 DEGREE 08 MINUTES 00 SECONDS WEST, A DISTANCE OF 83.17 FEET TO THE TRUE POINT OF BEGINNING;

EXCEPT ALL URANIUM, THORIUM AND ALL OTHER MATERIALS DETERMINED TO BE PARTICULARLY ESSENTIAL TO THE PRODUCTION OF FISSIONABLE MATERIALS, AS RESERVED TO THE UNITED STATES OF AMERICA IN DEED RECORDED AUGUST 12, 1953 IN DOCKET 1185, PAGE 139.

12-UP-2018
07/20/18

EXHIBIT "1 "

Escrow No. 601-5708628 (KG)

PARCEL NO. 1:

BEGINNING AT THE NORTHEAST CORNER OF LOT 21, THUNDERBIRD INDUSTRIAL AIRPARK NO. 2, A SUBDIVISION RECORDED IN BOOK 118 OF MAPS, PAGE 10, RECORDS OF MARICOPA COUNTY, ARIZONA, SAID CORNER BEING THE TRUE POINT OF BEGINNING;

THENCE SOUTH 1 DEGREE 08 MINUTES 00 SECONDS WEST, ALONG THE EAST LINE OF SAID LOT 21, A DISTANCE OF 306.83 FEET;

THENCE NORTH 71 DEGREES 39 MINUTES 27 SECONDS WEST, A DISTANCE OF 334.10 FEET TO THE INTERSECTION WITH A CURVE CONCAVE TO THE WEST AND HAVING A RADIUS OF 783.95 FEET, SAID CURVE BEING THE EAST RIGHT OF WAY LINE OF 73RD STREET AS SHOWN ON THE PLAT OF SAID THUNDERBIRD INDUSTRIAL AIRPARK NO. 2;

THENCE NORTHERLY ALONG SAID CURVE THROUGH A CENTRAL ANGLE OF 11 DEGREES 23 MINUTES 33 SECONDS A CURVED DISTANCE OF 155.88 FEET;

THENCE NORTH 1 DEGREE 08 MINUTES 00 SECONDS EAST ALONG SAID RIGHT OF WAY, A DISTANCE OF 28.13 FEET TO A CURVE CONCAVE TO THE EAST AND HAVING A RADIUS OF 25.00 FEET;

THENCE NORTHEASTERLY ALONG SAID CURVE THROUGH A CENTRAL ANGLE OF 90 DEGREES 00 MINUTES 00 SECONDS, A CURVED DISTANCE OF 39.27 FEET;

THENCE SOUTH 88 DEGREES 52 MINUTES 00 SECONDS EAST ALONG THE SOUTH RIGHT OF WAY LINE OF BUTHERUS DRIVE, AS SHOWN ON THE PLAT OF SAID THUNDERBIRD INDUSTRIAL AIRPARK NO. 2, A DISTANCE OF 278.70 FEET TO THE TRUE POINT OF BEGINNING;

Unofficial Document

EXCEPT ALL URANIUM, THORIUM AND ALL OTHER MATERIALS DETERMINED TO BE PARTICULARLY ESSENTIAL TO THE PRODUCTION OF FISSIONABLE MATERIALS, AS RESERVED TO THE UNITED STATES OF AMERICA IN DEED RECORDED AUGUST 12, 1953 IN DOCKET 1185, PAGE 139.

PARCEL NO. 2:

BEGINNING AT THE SOUTHEAST CORNER OF LOT 21, THUNDERBIRD INDUSTRIAL AIRPARK NO. 2, A SUBDIVISION RECORDED IN BOOK 118 OF MAPS, PAGE 10, RECORDS OF MARICOPA COUNTY, ARIZONA, SAID CORNER BEING THE TRUE POINT OF BEGINNING;

THENCE NORTH 71 DEGREES 39 MINUTES 27 SECONDS WEST, A DISTANCE OF 104.69 FEET;

THENCE NORTH 1 DEGREE 08 MINUTES 00 SECONDS EAST, A DISTANCE OF 83.17 FEET;

THENCE SOUTH 71 DEGREES 39 MINUTES 27 SECONDS EAST, A DISTANCE OF 104.69 FEET;

THENCE SOUTH 1 DEGREE 08 MINUTES 00 SECONDS WEST, A DISTANCE OF 83.17 FEET TO THE TRUE POINT OF BEGINNING;

EXCEPT ALL URANIUM, THORIUM AND ALL OTHER MATERIALS DETERMINED TO BE PARTICULARLY ESSENTIAL TO THE PRODUCTION OF FISSIONABLE MATERIALS, AS RESERVED TO THE UNITED STATES OF AMERICA IN DEED RECORDED AUGUST 12, 1953 IN DOCKET 1185, PAGE 139.

12-UP-2018
07/20/18

Request for Site Visits and/or Inspections

Development Application (Case Submittals)

CITY OF SCOTTSDALE

This request concerns all property identified in the development application.

Pre-application No: 924 -PA- 17

Project Name: BLK Live Restaurant and Music

Project Address: 7301 E. Butherus Drive, Scottsdale

STATEMENT OF AUTHORITY:

1. I am the owner of the property, or I am the duly and lawfully appointed agent of the property and have the authority from the owner to sign this request on the owner's behalf. If the land has more than one owner, then I am the agent for all owners, and the word "owner" refer to them all.

2. I have the authority from the owner to act for the owner before the City of Scottsdale regarding any and all development application regulatory or related matter of every description involving all property identified in the development application.

STATEMENT OF REQUEST FOR SITE VISITS AND/OR INSPECTIONS

1. I hereby request that the City of Scottsdale's staff conduct site visits and/or inspections of the property identified in the development application in order to efficiently process the application.

2. I understand that even though I have requested the City of Scottsdale's staff conduct site visits and/or inspections, city staff may determine that a site visit and/or an inspection is not necessary, and may opt not to perform the site visit and/or an inspection.

Property owner/Property owner's agent: Jeffrey S. Bowie, BLK Live, LLC
Print Name

Signature

City Use Only:	
Submittal Date:	Case number:

Planning and Development Services
7447 E Indian School Road, Suite 105, Scottsdale, AZ 85251 ◆ www.ScottsdaleAZ.gov

12-UP-2018
07/20/18

Drainage Reports
Abbreviated Water & Sewer Need Reports
Water Study
Wastewater Study
Stormwater Waiver Application

SCOTTSDALE AIRPORT VICINITY DEVELOPMENT **SHORT FORM**

For development projects within 20,000 feet of Scottsdale Airport NOT located on an Airpark taxilane or adjacent to airport property

The owner of developments within the Airport Influence Area shall complete forms required by the City and Scottsdale Airport to comply with the Scottsdale Revised Code, Chapter 5 – Aviation and the Airpark Rules and Regulations; and submit the completed forms with final plans to the assigned city project manager.

Project Name: BLK LIVE	Pre-App: 924-PA-2017
Site Address: 7301 E BUTHERUS, SCOTTSDALE	
Contact name: GEORGE PASQUEL III	Phone: 602 230 0600

GEORGE@WITHEYMORRIS.COM

1. HEIGHT ANALYSIS, CH. 5, SEC. 5-354. GENERAL REQUIREMENTS

☐ Applicants must conduct a height analysis for all projects located within 20,000 feet of Scottsdale Airport.

1. Complete a height analysis for all structures, appurtenances or construction equipment through the FAA at: https://oeaaa.faa.gov/oeaaa/external/portal/jsp, click on the Notice Criteria Tool (left side). If you do not exceed criteria, submit this FAA response from the website with your packet or you must complete step 2.

IF required by FAA, complete Step 2

2. Submit an FAA form 7460-1 Notice of Proposed Construction or Alteration for review and determination. Please allow about 45 days for this process. A copy of the FAA's response will be required prior to final plan approval.

2. AIRCRAFT NOISE AND OVERFLIGHT DISCLOSURE, CH. 5, SEC. 5-356 & SECT. 5-357

☐ Incorporate the Airport Disclosure for Development around Scottsdale Airport language into the CC&Rs or other procedural documents and provide a copy. *Exhibit A*

☐ An avigation easement will need to be granted to the city. If not already recorded for property, submit a notarized Avigation Easement form with packet to your project manager. *Exhibit B*

12-UP-2018
07/20/18

3. APPLICANT'S SIGNATURE

Signature: Jeffrey Pozzi

Date: 5/30/18

Aviation Approval:

Date:

Comments:

For questions regarding this form or aviation-related requirements, contact Scottsdale Airport at 480-312-2321.

SCOTTSDALE AIRPORT
SDL

PA Assignment / Direction

924 PA 2017 Case Type: UP Coordinator: cuff

- ☐ No Meeting Necessary Yet
  - ☐ Contact Applicant
  - ☐ Place File on *Coordinator's Desk* / *File Room*
- ☒ ~~Schedule PA meeting after: Next Tuesday~~ ASAP
  - ☐ When Scheduling:
    - ☒ ~~Notify Team Digital PA and to Check CDS Folder~~ empty
    - ☐ Send Applicant:
      - ☐ AC Application
      - ☐ Affidavit to Act as Property Owner
- ☐ Other:

Invite Team:

- ☐ Long Range: *Erin Perrault*
- ☐ Transportation: *Phil Kercher*
- ☐ Drainage: *Richard Anderson*
- ☐ Water/Sewer:
- ☒ ~~Design Review: *Steve Venker*~~
- ☒ ~~Fire: *Ricky King*~~
- ☐ Building: *Travis Lindsey*
- ☐ Engineering: *Eliana Hayes*
- ☐ Survey: *Dwayne Haught*
- ☐ Asset Mgmt.: *Martha West*
- ☐ Airport: *Sarah Ferrara*
- ☒ ~~Other:~~ Casey

Notes For Coordinator:

- ☐ Discuss PA at Development Review Staff Meeting
- ☐ Speak with: Casey
- ☒ ~~Check History/Related Projects:~~ _____
- ☒ ~~Neighbors / HOA Approval / POA Approval / Prop. Mgmt.~~
- ☐ Check GP/CAP Land Use
- ☒ ~~Other:~~ Bar + L.E.
- ☐ Check Landscaping, replace missing _____
- ☐ Check Parking _____
- ☒ ~~See Design Guidelines / Criteria~~ CUP
- ☐ CPTED, contact *Officer Kory Sneed* _____
- ☒ ~~Airport: long form/short form~~
- ☒ ~~Other:~~ screening noise

Revised 4/27/2017

Ruenger, Jeffrey

From: Projectinput
Sent: Tuesday, December 12, 2017 4:07 PM
To: Projectinput
Subject: Online Pre-Application Submitted (924-PA-2017)

Pre-Application Number: **924-PA-2017**

Project Name: **Music Stage Permit**
Location: **7301 E BUTHERUS DR**

Contact Name: **Rocco Visnjic**
Contact Phone: **(602) 705-3353**
Contact Email: **Rocco@blkliveaz.com**

CITY OF SCOTTSDALE

© 2017 City of Scottsdale. All Rights Reserved.

BLK LIVE

FLOOR PLAN

- Aqua Lounge / Pool side seats 400 guests
- Indoor Event / Concert holds 900 guests
- Dining Room seats 90 guests
- Patio seats 75 guests



7301 E Butherus Dr., Scottsdale, AZ 85260 T. 480.494.5069 **blkliveaz.com**

The Aqua Lounge at BLK Live is an ideal venue to host a charity fundraiser, corporate event or private party such as birthdays and anniversaries. A unique setting for a memorable event, the Aqua Lounge features a sparkling pool with a waterfall, a concert-style stage perfect for live music, charity auctions or other presentations, a palapa-covered bar, and access to an indoor-outdoor bar that opens from the concert hall to the Aqua Lounge.

Guests can enjoy the eight custom poolside cabanas - two of which contain private restrooms – and each offering a large screen TV. Adding to the ambiance is beautiful commissioned artwork of music icons that are back-lit at night.

The banquet menu as well as a custom poolside menu are available for private parties at the Aqua Lounge.

- Private Parties
- Charity Fundraisers
- Social and Industry Mixers
- Corporate Meetings and Events

AQUA
LOUNGE
AT THE BLK LIVE POOL

7301 E Butherus Dr., Scottsdale, AZ 85260 T. 480.494.5069 **blkliveaz.com**

Bar Packages

Lower Tiers Are Included in Higher Tier Packages.

- Beer and House Wine - $25 Per Person for 2 hours
- Well Liquor Hosted Bar - $35 Per Person for 2 hours
- Premium Liquor and Premium Wine Hosted Bar
  $45 Per Person for 2 Hours
- Super Premium Liquor and Premium Wine Hosted Bar
  $50 Per Person for 2 Hours

Domestic Beer
Coors Light, Bud Light, Pabst Blue Ribbon

Imported Beer
Corona, Dos XX, Modello, Stella Artois

Non-Alcoholic beverage package
Soft Drinks
Coke, Diet Coke, Sprite,

WINE SERVICE AT DINING TABLES IS AVAILABLE ON BOTTLE CONSUMPTION
IN ADDITION TO PACKAGE
MENU ITEMS SUBJECT TO CHANGE DUE TO AVAILABILITY & SEASONALITY

BLK LIVE

7301 E Butherus Dr., Scottsdale, AZ 85260 T. 480.494.5069 **blkliveaz.com**

BLK Live is Scottsdale's premier dining destination, entertainment and special events venue. Offering a modern and sophisticated atmosphere, BLK Live is a flexible space that flows seamlessly from indoors to out, perfect for everything from an intimate al fresco dinner party to a poolside wedding reception or corporate retreat for hundreds. The staff at BLK Live will ensure your event is memorable.

BLK Live is a 20,000 square foot casual restaurant with a fine dining feel. Featuring a sophisticated look with wood-paneled walls, chic orange dining booths, and custom artwork depicting music icons. BLK offers indoor and outdoor dining, as well as a pool with relaxing cabanas, a palapa-covered bar, and a concert hall that accommodates 1,000 guests for wedding receptions, corporate events and other private parties.

Contact us about booking your next event.

- Private Parties
- Charity Fundraisers
- Social and Industry Mixers
- Corporate Meetings and Events

BLK LIVE

7301 E Butherus Dr., Scottsdale, AZ 85260 T. 480.494.5069 **blkliveaz.com**



When it comes to saying "I do," couples who celebrate their special day at BLK Live know that they will have a memorable event in one of the most unique venues in the Greater Phoenix area.

From an intimate wedding to a large celebration, BLK Live sets the stage for a beautiful wedding ceremony, reception and even a bridal shower or rehearsal dinner, with the restaurant's modern rustic décor, spacious concert hall, and sparkling pool with a romantic waterfall, surrounded by custom cabanas and a palapa-covered bar.

Our Events Manager and Executive Chef are happy to work with you or your client to create the wedding of the couple's dreams, from the perfect menu to entertainment, flowers and more. BLK Live will ensure every detail exceeds your expectations.

- Aqua Lounge / Pool side seats 400 guests
- Indoor Event / Concert holds 900 guests
- Dining Room seats 90 guests
- Patio seats 75 guests

BLK LIVE

7301 E Butherus Dr., Scottsdale, AZ 85260 T. 480.494.5069 **blkliveaz.com**

BLK LIVE

FOOD • SPIRITS • MUSIC

CABANA SALES



ELIANCES

*Provided through partnership with BLK Live by Eliances

"Where Entrepreneurs Align"

Eliances.com

480-494-5069

7301 E Butherus Dr, Scottsdale, AZ 85260

admin@blkliveaz.com

blkliveaz.com

CABANA SALES

Private Cabanas are perfect for groups of up to 15 people, extremely limited availability.

Your exclusive reservation will include a reserved table and luxurious and comfortable seating plus your choice of a premium bottle with mixer and a garnish. Our select Cabana service team will be on hand to assist your group throughout your stay with us. Packages vary, may include special event tickets for up to 15 guests. Call for details.

Many events at BLK Live are standing room only.

WHY NOT MAKE YOUR OUTING EXTRA SPECIAL



480-494-5069

7301 E Butherus Dr, Scottsdale, AZ 85260

admin@blkliveaz.com

blkliveaz.com

BLK LIVE

ELIANCES

*Provided through partnership with BLK Live by Eliances

"Where Entrepreneurs Align"

Eliances.com

Exterior Building Color & Material Samples
Color Drawdowns
Archaeological Resources
Airport Vicinity Development Checklist
Parking Study
Trip Generation Comparison
Parking Master Plan

Safety Conditions and Considerations

Welcome to the BLK LIVE Team! BLK LIVE prides itself on our amazing staff and outstanding customer service.

The following manual will help you understand your job duties as a security team member and how to properly perform them. Job Duties Overview The primary job duties as a security personnel employee of BLK Live are as follows:

- Check the legal age of, patrons
- Provide a safe environment by enforcing house rules and state laws.
- Perform fundamental safety tasks.
- Provide security for both staff and patrons.
- Monitor individuals based on occupancy, intoxication, and aggressive behavior.
- Reduce liability by anticipating problematic patron behavior.

Floor Chart: There are three main floor positions for Security team members. Positions will be posted each shift. Your floor position for each shift will often change, so it is imperative you take the time to understand each of the positions and the duties associated with each of them, Learning the table numbers and names is also extremely important, when the front door calls for a table to be cleared, clean and clear the table being as polite as possible to guests.

Front Door: Enforcing dress code, checking IDs, allowing guests in and out, managing line, making sure no drinks or glassware leave the premise, managing persons count.

Note: there is always at least one person at each door no matter what is going on.

Interior Bar and Patio: Supporting the door, making sure no one enters through patio other than as cleared by security at the door, making sure no drinks or glassware leaves the premise, helping gather glassware on patio, making sure no one jumps the patio fence, watching patrons in your section, cleaning up any spills or broken glassware.

Interior Bar and Stage: Watching back door (emergency exit) to ensure no one exits or enters through it, monitoring patrons in your section, collecting glassware in the vicinity, cleaning up any spills or broken glassware, clearing tables.

Front Door: The Front Door position is critical to the proper flow and smooth workings of the entire establishment. There are several key points to making sure the front door is working efficiently and properly.

Age Verification: It is one of the most important roles of door personnel to check and verify the legal age of patrons entering the establishment. Precautions should be taken at the door to cover liability issues. The four steps in checking ID are First, ask for ID. Second, insure the ID is valid (one of the five acceptable forms) and unaltered. Third, compare the presenter with the photograph. Lastly, make sure the ID indicates the patron is 21 or older, BLK Live Policy is to log all persons under the age of 25-years old. Arizona law states that if you allow an underage person **inside WITHOUT LOGGING THEIR ID IT IS PRESUMED YOU KNEW THEY WERE UNDERAGE.**

Wrist Bands: If wristbands are utilized to identify persons who are old enough to consume/possess alcoholic beverages, wristbands will be securely placed on patrons' wrists and checked for tightness.

Occupancy Count: It is imperative that the door personnel know the maximum occupancy of the establishment to comply with Fire Marshal regulations. Clickers are used a+ the entrance and exit points in order to keep track of

12-UP-2018
07/20/18

occupancy and to assure that maximum occupancy is not exceeded If the Fire Marshal does come by to check local fire regulations, be sure to contact the manager on duty and inform them The maximum occupancy at BLK Live is 545 patrons inside, and 354 patrons outside for a total occupancy of 899 persons

Line During busy nights, a line is a common occurrence as patrons try to enter the establishment as the occupancy approaches peak numbers It is important to remember to start a line before maximum occupancy is reached This allows you some room to work with without exceeding the maximum occupancy Things to a pay attention to while forming a line are large parties on the guest list, and regulars Allowing yourself room to work with assures you that when VIP patrons or regulars arrive you can quickly grant them access without exceeding maximum occupancy Attention to the flow of the establishment is also important Allowing enough room for people to move and enjoy themselves without being too crammed is in for the enjoyment of our customers

Dress Code The purpose of our dress code is to keep and promote the proper atmosphere, which is greatly influenced by the crowd This is why proper attire is required at all times Follow the dress code required by BLK Live Most of all, use common sense when making decisions If the attire does not fit the atmosphere of the establishment be polite and explain why entry is being denied If a customer is respectfully asking for the manager or, duty, go ahead and find the manager and explain the situation If the manager decides that the patron is ok, an exception to the dress code may be made

Patrons Behavior If a patron trying to gain entry into an establishment seems overly intoxicated or aggressive, politely refuse him entry It is illegal to grant entry to a person who is obviously intoxicated By refusing entry at the door you can prevent issues inside

Interior (front)/Patio While working inside and on the patio at as a security team member it is important to be diligent and attentive to your surroundings The safety and satisfaction of our customers is our top priority The following key points will help guide you in the right direction to offer the best experience for our guests

Patrons One of the main job duties of security is to maintain a fun and safe atmosphere for our guests, staff, and musicians You will have to deal with rude or unruly guests The BLK Live's policy when dealing with an unruly patron is non-confrontational Communication is critical Instead of being aggressive when dealing with unruly guests, be polite and explain the issue and what needs to be done to correct it This could be as simple as telling the patron they cannot stand on the tables, or explaining to them why they must leave the premises Be on the lookout for guests who are too intoxicated, bumping into other patrons, or engaging in any activity that disrupts the atmosphere of the establishment If you escort a patron outside, ask if they need a cab or help them provide safe transportation

Obvious Intoxication Arizona Revised Statutes 4 244 14 states that "obviously intoxicated" means inebriated to the extent that a person's physical faculties are substantially impaired and The impairment is show by significantly uncoordinated physical action or significant physical dysfunction that would have been obvious to c reasonable person Obviously intoxicated patrons must be removed from the licensed establishment within 30-minutes of when the licensee or employee of the licensee knew or should have known the patron was obviously intoxicated

Fights When a physical altercation does happen, it is your job as security to be as professional and effective in escorting the parties off the premises This also goes for patrons that are overly intoxicated Security shall not use excessive physical force, doing so will lead to disciplinary action Please read and sign the Security Personnel Policy and Liability Consent Form located in this document Make sure if you do escort a patron out for the night that the door personnel are aware of the status 'of that patron If a patron is involved in a fight, they are out no questions All fights must be reported to the manager on duty and an incident report shall be filled out When filling out the incident report be sure to be thorough and detailed in your explanation of the account Remember, patrons who are disorderly must be removed immediately from the serving area

Safe Ride Home: If a patron is perceived to be obviously intoxicated, they will be offered a taxi, limo, or other means of safe transportation so that they will be dissuaded from driving. If they choose to drive contrary to security staff's advice, SPD will be contacted. Additionally, an incident report documenting the offer must be produced and provided to a manager for each patron offered a safe ride home.

911: In case of a fire or other emergency, patrons will be evacuated through all emergency exits away from the threat-- If-you do not have personal knowledge that emergency services have been contacted, you must call 911 immediately.

House Rules and Laws: BLK Live has its own set of house rules to be enforced by security as well as making sure local laws are being followed. Make sure you know and understand these rules. Understanding the liquor laws are also highly important, it is highly encouraged that you as security team member attended a liquor classes in order to better understand follow and assure these regulations are being followed.

Basic Rules are as follows: 1. No standing on the furniture, 2. Customers may only smoke outside. 3. Customers may not pour their own bottles; bottle locks must be used 4. No drinks or glassware outside the establishment (patio ok). 5. Fighting, aggressive behavior, over intoxication, and illegal substances are not tolerated. 6. Taking pictures of the staff so that they may feel uncomfortable is not tolerated. 7. Grabbing or inappropriate touching of staff is not tolerated.

Cooperation with Scottsdale Fire Department: The Scottsdale Fire Department makes sure that BLK Live is adhering to fire codes and occupancy restrictions. If the Fire Marshal contacts you while at work, be sure to notify the manager on duty immediately. The front door court is very important. If is important that the door count is accurate and that the maximum occupancy of 375 patrons is not exceeded. Make sure all exits are clear from obstructions, including the back exit. Make sure there are no spills or broken glass left unattended.

Cooperation with Law Enforcement: The Arizona Department of Liquor Licenses and Control (ADLLC) is comprised of sworn officers that enforce local and state liquor laws. It is important that you, as a security member, know the basic law. ADLLC and/or SPD may also ask you questions as an employee of BLK Live to test your knowledge of these laws. Properly checking IDs is a critical duty of the security staff. Making sure you can recognize fake IDs is extremely important. Some IDs may also be real but do not belong to the person handing it to you. In this case, closely examining the picture to match it to the person is imperative. Look at things like weight, eye color, height, and any distinct facial features. Ask questions, such as what year they graduated from high school.

Employee Dress Code: It is important you are dressed in your Security uniform, jeans or shorts, and comfortable shoes that are appropriate for work. Hats are ok, as long as they are approved by management.

Closing Duties: The closing duties checklist covers all closing duties for Security staff members. At the end of each night you will be assigned a closing duty. The checklist will explain what is involved in each closing duly. When you are finished with your closing duty, make sure you check out with management before clocking out and leaving.

SECURITY CLOSING PROCEDURES CHECKLIST

security staff is to checkout with management before leaving

1. Trash: Trash is to be taken out every night. Trash bags must also be changed on a nightly basis. Once the trash cans have been dumped and re-bagged they are to be arranged neatly by the bar. Remember to close the dumpster once you dump all of the trash.

2. Bar: The bar mats must be taken out nightly and hung over the back railing. The TVs around the bar must be turned off. Make sure to take out any remaining trash cans.

3. Perimeter Sweep Front & Side: On a nightly basis the front and side perimeter must be thoroughly swept. All trash, including cigarettes, napkins, bottles, straws and other assorted trash must be cleaned up. A flashlight is to be used during [he sweeping process to insure all trash is swept up and removed, Trash in the bushes, gravel, and dirt in the front and side must either be swept or picked up by hand.

4. Patio: The patio is to be swept on a nightly basis. The patio bar chairs should be moved inside. The bar needs to be secured and locked and both doors must be locked.

5. Chairs: Chairs should be inspected at the end of each shift to ensure that they are clean and in good condition. Any broken chair should be removed and reported to management so a replacement may be secured.

6. Miscellaneous: Make sure the back door is locked and all equipment in turned off.

Security Personnel Policy and Liability Consent Form

The primary job duties of the Security Personnel (Doormen/Bouncers) are to check the legal age of patrons entering the establishment, ensure and enforce the house rules, perform fundamental public safety tasks, provide basic security to both the establishment and the patrons, and to monitor entry of individuals on the basis of occupant capacity, intoxication and/or aggressive behavior. Due to these job duties, Security Personnel may be given the capacity to carry out certain, fundamental safety tasks.

These tasks include but are not limited to enforcing the house rules, escorting disorderly patrons out of the establishment, and/or prohibiting entry into the establishment for any due cause. While the performance of some essential job duties may require reasonable force, the safety of all patrons must be taken into consideration. BLK Live expressly prohibits the use of excessive force in the performance of any essential job duty in any situation.

BLK Live has a No Strike Policy, meaning that no staff member will strike a patron unless it is absolutely necessary in a self-defense situation or the defense of an innocent person, if a strike is administered to a patron under any circumstances a report must be submitted to the manager before going home.

Security Personnel (Doorman/ Bouncer) exceed their authority when he or she uses excessive force in any way that would reasonably be considered irrationally violent and/or inflicts serious physical harm on any patron. In any circumstance where Security Personnel (Doorman/Bouncer) uses excessive force, the employee may be found criminally responsible of assault and may consequently be held personally liable for the injuries he or she inflicted on the patron.

Therefore, the Security Personnel (Doorman/ Bouncer) must understand and accept that they may be found responsible for any legal consequences that may result from the use of excessive force, including any and all monetary settlements as well as any other form of criminal and/or civil charges.

Plan A (Off-Peak Hours)

- Security Staff/Door Host shall arrive 10 minutes prior to shift and do briefing with management staff.
- Security Staff/Door Host should be in grooming compliance per BLK Live Policy.
- Proper work attire may change per event and or AM/PM shift.
- It is important that Security Staff does a walk around to advise the other staff members you are present. At such time communicate with staff members that might need your assistance with their Guest. (Intoxicated, Arguments etc.).

Positions and Procedures

- Assigned personnel at the entrance of the pool shall have an ID scanner, counter, and radio with ear piece.
- Personnel checking ID's shall be aware of A.R.S law. Any personnel entering the premises that looks below the age of 35 needs to provide ID upon request.
- Floating security shall conduct walks out by the pool and inside the club.
- Security Staff that are assigned to an area are to observe movement by guests.
- Security Staff shall report any issues or incidents right away to management on duty.
- Map lay out will be provided and positions will be assigned per event.
- Any physical contact between a guest and staff member will not be tolerated, security shall explain to the guest the issue and escort the guest out of the building.

Plan B (Weekend Events AM/PM Peak Hours)

- Security Staff/Door Host shall arrive 10 minutes prior to shift and do briefing with management staff
- Security Staff/Door Host should be in grooming compliance per BLK Live Policy
- Proper work attire may change per event and or AM/PM shift
- It is important that Security Staff does a walk around to advise the other staff members you are present At such time communicate with staff members that might need your assistance with their Guest (Intoxicated, Arguments etc)
- Map lay out will be provided and positions will be assigned per event

Positions and Procedures

- Security Staff/Door Host at the entrance of the pool shall have an ID scanner, counter, and radio with ear piece
- Head Security will float and conduct walks to ensure all security staff are in place
- Security Staff that are assigned to an area are to observe movement not only by guests but also have a visual of other staff members assigned to their post
- Security Staff shall approach an issue with minimum of 2 Security present It is important to report any issues or incidents right away to management on duty
- 2 counters should be utilized to ensure the amount of guests entering and exiting
- A R S states, any personnel entering the premises that looks below the age of 35 needs to provide ID upon request
- Per BLK Live policy, during events while the club and pool are utilized each personnel that enters the building shall forward proper identification upon request at the entrance point
- If the personnel does not present an ID upon request they are permitted entrance to the establishment
- Any physical contact between a guest and staff member will not be tolerated, security shall explain to the guest the issue and escort the guest out of the building
- Minimum of 8 security members shall be scheduled on the Weekend Events

Plan C (Live Concerts Peak Hours)

- Security Staff/Door Host shall arrive 20 minutes prior to shift and do briefing with management staff
- Security Staff/Door Host should be in grooming compliance per BLK Live Policy
- Proper attire will vary per (Event/Concert)
- It is important that Security Staff does a walk around to advise the other staff members you are present At such time communicate with staff members that might need your assistance with their Guest (Intoxicated, Arguments etc)
- Map lay out will be provided and positions will be assigned per event during briefing

Positions and Procedures

- Door Hosts at the entrance of the pool shall have an ID scanner, counter, and radios with ear piece (5 staff members will be assigned to the front, 4 Hosts and 1 Hostess)
- Head Security will float and conduct walks to ensure all security staff are in place
- Each Security Staff will be assigned a radio and ear piece Flash lights will be required
- Security Staff that are assigned to an area are to observe movement not only by guests but also have a visual of other staff members assigned to their spot
- Security Staff shall approach an issue with minimum of 2 Security present It is important to report any issues or incidents right away to management on duty
- If the incident escalates, additional resources will be called for
- 3 counters should be utilized to ensure the amount of guests entering and exiting
- A R S states, any personnel entering the premises that looks below the age of 35 needs to provide ID upon request
- Per BLK Live policy, during events while the club and pool are utilized each personnel that enters the building shall forward proper identification upon request at the entrance point
- If the personnel does not present an ID upon request they are permitted entrance to the establishment
- Any physical contact between a guest and staff member will not be tolerated, security shall explain to the guest the issue and escort the guest out of the building
- During concerts 20-25 security will be scheduled and assigned to a certain spot

PERSONNEL POLICY AND LIABILITY CONSENT RECEIPT FORM

Acknowledgment of Security Personnel Policy and Liability Consent Form

I have read and understand this Security Personnel Policy and Liability Consent Form and will adhere to the policies, protocols, and guidelines of BLK Live.

_____ _____

Print Employee Name Employee Signature Date

Applicant Initials _____

First	Last	Phone #1	Phone #2	Address #1	Address #2	Position
Lily	Azzad	623-262-6829		1321 E. Willetta St.		Cocktail
Jack	Berno	301-514-6107	8/12/88	1824 E. Gardenia Ave	#175	Dishwasher
Elizabeth	Bowers	760-828-7626	6/19/92	2524 S. Colleen Cr.		Cocktail
Robert	Boymistruk	6023594264	4/24/79	1329 W Rockwood Dr		Bartender
Alysha	Bush	5035479365	6/4/95	713 E Wesleyan Dr		Host / Server
Anthony	Caracillo	8143214565	2/23/93	2401 E Rio Salado Pkwy	Unit 1055	Runner
Arianna	Carlise	4803041048	11/10/99	2945 N 38th St		Host
Mei	Chan	4807979955	3/9/85	2150 E. Bell Rd.	Unit 1025	Cocktail
Christopher	Cody	5205766379	9/11/92			Server
Cassidy	DeGraff	708-469-9916	2/10/98	2016 South Hammond Dr	Unit #106	Server
Stephanie	Delman	434-962-7757	4/12/91	3029 E. Paradise Ln		Bartender
Paula	Elias	6025709401	12/15/56	6612 E. Morning Vista Ln.		Bartender
Gregory	Elias	6025709400	12/17/49	6612 E Morning Vista Ln		Barback
Rosa	Farmer-Bonilla	4802922713	9/11/84	3435 W DANBURY DR	Apt B201	Admissions
Sarah	Farmer-Bonilla	4807730746	7/25/84	3435 W Danbury Dr	Apt B201	Admissions
Mike	Ferralli	9196082243	8/23/74	3540 W. Saharah Ave #242		Security
Harold	Fonnegra	4802315000	12/27/67	9096 E. Voltaire		Bartender
Ryan	Garcia	8327974693	7/6/94	1640 e cielo grande ave		Barback
Raquel	Grays	7073652455	6/18/96	850 S River Dr		Hostess
Marika	Greda	2243886787	11/11/97	9010 S. Priest Dr #2141		Cocktail
Daniel	Hackett	4802912704	9/23/90	1640 W Cielo Grande Ave		Manager / Bar
Shailyn	Herrera	5054330029	2/13/97	13300 N 88th Ave	#1128	Cocktail
Ashley	Hoffman	8479032240	5/7/98	9405 N 128th Way		Cocktail
~~Azaque~~	~~Jamerson~~	2144573488	—	22480 N 104th Ave		—
Andre	Lafleur	5088409918	10/6/80	6640 E McDowell	Apt 2052	Barback / Server
Emily	Lamantia	602-820-5080	8/8/95	8518 E. Via De La Escuela		Server
Ella	Lizarraras	6025097126		3645 E. Montecito Ave		Barback
Teah	Luarca	602-334-0611	6/30/83	1224 N. 85th Pl		Host
Drovjan	Lulaj	4807666762	2/25/90	17636 N 25th PL		Manager (Security)
Jennifer	McGraw	480-498-0270	12/21/79	20244 N. 31ave #2081		Bartender
Mariah	Mullins	6029807330	10/11/94	7340 E Legacy Blvd	C3006	Barback
Evelyn	Napoles	6235058596	5/5/96	201 E Vogel Ave	Apt C	Hostess
Jeffrey	Nassief	6025617620	1/14/93	2401 W Calavar rd		Food Runner
Edith	Nava	6025588517	3/7/91	1620 E Bell Rd	#3090	Cocktail
Alisha	O'Niel	4804980636	1/18/92	4800 W. Ocotillo Rd		Server
Elizabeth	Paz Martinez	4806625879	1/26/68	5018 N 62nd Ln		Cook
Marinela	Postoloska	7085570381	12/17/92	4335 N 78th St	C102	Host
Lewis	Powell	13853198827	3/16/85	4425 N 78th St	125B	Barback
Fabiola	Ramirez	4805322943	6/3/72	5018 n62nd Ln		Cook
Shirley "Marshae"	Reid	5597093399	6/8/90	20003 N 23rd Ave	#126	Bartender
Raul	Reyes	2139449769	11/26/93	2317 E Fillmore St	1-A	Cook
Elizabeth	Reyes	6023949825	1/25/96	2317 E Fillmore St	1-A	Cook
Rebecca	Richards	7022354405		20660 N. 40th St.	Unit #1177	Cocktail

First	Last	Phone #1	Phone #2 (BDAY)	Address #1	Address #2	Position
Darrian	Robinson	602-793-7994	3/3/72	8747 W. Pioneers St		Security
Gustavo	Rodriguez Mancilla	6027905965	11/16/91	1308 N Longview Ave	Apt 218	Cook
Ruben	Rojas	6026212438		14014 N 32nd St	Apt 149	Security
Taylor	Shirley	4807072167	10/22/94	10255 E Via Linda	Unit 2008	Cocktail
Daniel	Smith	4806001600	3/15/64	9096 E. Voltaire Dr.		Barback
Marko	Tadic	6233634402	4/17/87	2331 W Tallgrass Trail		Bartender
Ryan	Turner	480-323-9792	6/3/91	704 N San Jose Cir		Security
Annie	Twietmeyer	6028852691	4/3/61	1719 E Montoya Ln		Event Manager
Rocco	Visnjic	6027053353	5/8/88	3320 E Campo Bello Dr		Manager
Katelyn	Wilson	5754429845	8/6/98	2222 N. McQueen	#1122	Cocktail
Lily	Woo	9494334530	8/13/73	5300 S Dragoon Dr		Barback
Anthony	Woznaik	6152755678	3/13/80	5669 N 78th Way		Marketing
Rachel	Wright	602-206-9193	4/27/93	4323 E. Acoma Dr		Cocktail
Jared	Wuethrich	6028092131	8/11/90	6101 E Yucca St		Manager
Jacob	Wyrick	4252442557	9/19/91	15442 E Acacia Way		Barback
Jonathan	Zamora	6029006990	5/5/95	909 East Colter	Apt 1	Cook
Anya	Zayats	4802924827	4/18/95	7920 Bridge Gate Dr		Host
Affordable POS						
TRAIN BARTENDER						
Tiki Guest Bartender						
Club Guest Bartender						

SPD File# 400042
Returned for Corrections: —
Expiration Date: 070220
CoS TPT —

Date Submitted: 070318
Date of Approval: 070318
Liquor License #: 06070027
CoS Spirituous Liquor 1124102

City of Scottsdale Public Safety Plan Application

1. **Objective:**
The purpose of this ordinance is to promote the general health, safety and welfare of citizens, visitors, businesses and the community in general by requiring businesses that engage in certain activities within the city to file, follow and keep current a public safety plan.

2. **Identification:**
   - **A. Scottsdale Address:** 7301 E Butherus Dr. Scottsdale, Az ~~85254~~ 85260 9pm
   - **B. SFD Building Occupancy Limit:** 1288
   - **C. Occupancy Type:** A-2, A-3, or A-4 (Circle One)
   - **D. Staffing Ratios:**
     - a. **1:50+1:75** (500+Patrons) **1:75** (60% Food Sales) **1:100** (90% Fixed Seating)
     - b. You must include supporting documentation for ratios of 1:75 and 1:100.
   - **E. Company Entity** (Corporation, LLC, Partnership, etc): BLK III LLC
   - **F. DBA (doing business as):** BLK Live
   - **G. Company Members: (please use addendum, if necessary:** Rocco Visnjic / Jeffrey Benice / Kevin Johnson
   - **H. Contact Information:**
     - **a.** Mobile Phone: (602)705-3353
     - **b.** Business Phone: (480)494-5069
     - **c.** Email: Rocco@blkliveaz.com
     - **d.** In Case of Emergency: (602)705-3353

3. **APPLICABILITY:** This application for a Public Safety Plan is submitted because my business engages in the following activity(ies) (MARK ONE OR MORE ACTIVITIES IN WHICH YOU ENGAGE):
   - o Age Verification is Requested for Admittance.
   - o Provide a Disc Jockey
   - o Provide an Adult Service as Defined in Section SRC 16-237
   - o Teen Dances, Consistent with Section SRC 16-391, are conducted.
   - o A Promoter is Utilized.

4. **PLAN OF OPERATION:**
   - a. The plan of operation includes a crowd management plan, hours of operation, and identification of peak hours (presumption: 9PM-2AM, Thursday-Saturday):

Hours of Operation:
Monday: Closed
Tuesday: 4pm-10pm
Wednesday: 4pm-10pm
Thursday: 4pm-2am
Friday: 4pm-2am
Saturday: 4pm-2am
Sunday: 4pm-12am

Approved J. Mill 070318

Initials of Applicant JV I HAVE RECEIVED AN APPROVED COPY OF MY PUBLIC SAFETY PLAN. JV

Peak Hours:

Monday: Closed
Tuesday: None
Wednesday: None
Thursday: 6pm-11pm
Friday: 6pm-11pm
Saturday: 6pm-11pm
Sunday: None

5. **NARRATIVE:**
   a. YOU MUST ATTACH A NARRATIVE OF YOUR PLAN OF OPERATION TO THIS APPLICATION WHICH INCLUDES THE FOLLOWING ELEMENTS:
      i. Diagram of Building Including Interior Build-Outs; 8.5"x11" (see example)
      ii. Diagram of Parcel or Lot; 8.5"x11" (see example)
      iii. Scottsdale Fire Department Approved Occupancy Limit
      iv. Safety Conditions and Considerations
      v. Crowd Management Plan
      vi. Patron Parking, Ingress, Egress, Vehicular and Pedestrian Traffic Control
      vii. Log of All Employees Including: Full Legal Name, Date of Birth, Current Address, Job Title, and Contact Phone Number (see SRC 23-57 for special requirements and ratio of security officers to patrons) (Similar to the Title 4 Requirements)
      viii. Contact Person and Information Designating Who Is Authorized to Receive and Handle Complaints from the Public or City of Scottsdale on Behalf of the Business
      ix. Evacuation Routes
      x. Evidence of Security Uniform With the Word "Security" on Both Front and Back and In Letters At Least 3-Inches in Height(see SRC 23-57.F)
      xi. Statement Regarding the Number of Security Staff Available During Peak Times and the Ratio of Security Staff to Patrons
      xii. Statement Regarding Use, if Applicable (i.e. 60% food sales, 90% fixed seating)

6. All final documents, including the narrative required by Section 5, submitted in support of this public safety plan application are incorporated into the approved public safety plan as conditions and requirements by this reference.

7. The provisions of Scottsdale Revised Code Sections 23-50 through 23-76 are incorporated into this public safety plan as conditions and requirements by this reference. Failure to comply with these code sections shall be considered a violation of this public safety plan.

As part of this application, I have read and understand the City of Scottsdale Public Safety Plan Ordinance. On behalf of BLK Live, I agree that BLK Live, and its employees will comply with the Public Safety Plan Ordinance and its City approved public safety plan. I also certify that all the information submitted as part of this application is true and correct to the best of my knowledge.

Signature of Applicant

7-3-2018
Date Signed

Please email the completed application to: **PSP@ScottsdaleAZ.gov**

Initials of Applicant

(i)

PART 1

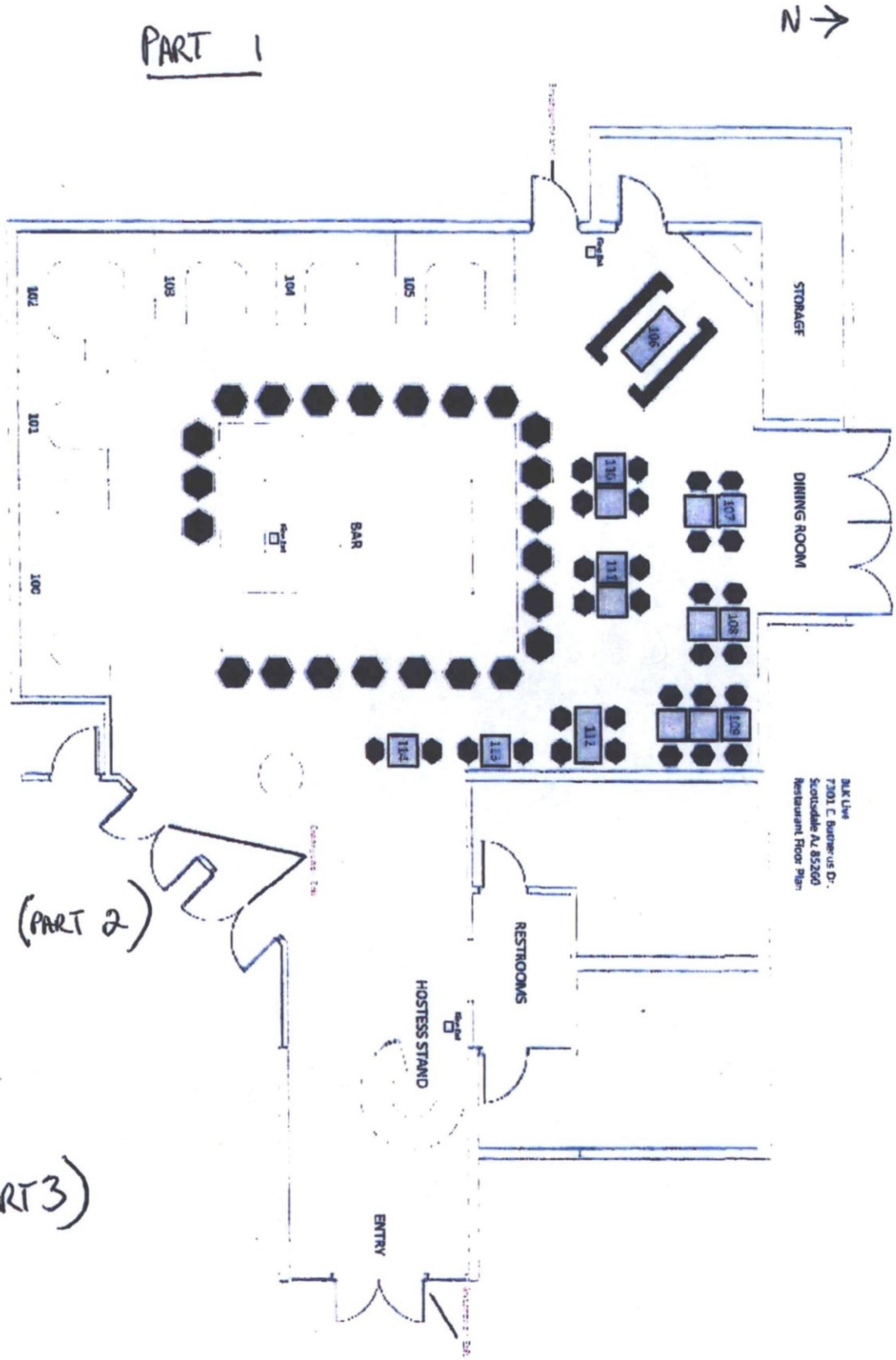

(PART 2)

(PART 3)

BH 481

RJ
BJ

(1)

PART 2

N1

BLK Live
7301 E. Butherus Dr.
Scottsdale Az 85260
Music Hall Floor Plan

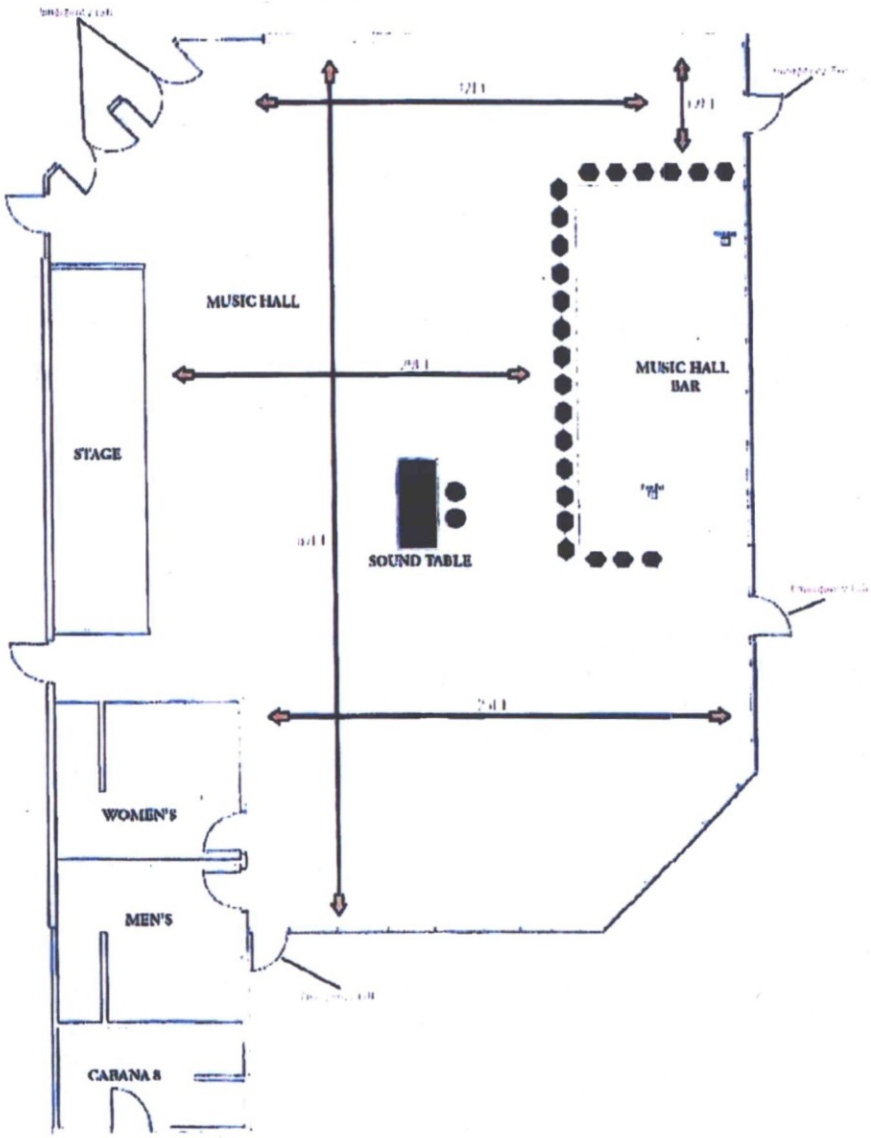

BH 451

RJ

(i)

PART 3

N

BLK Live
7301 E. Butherus Dr.
Scottsdale Az 85260
Aqua Lounge Floor Plan

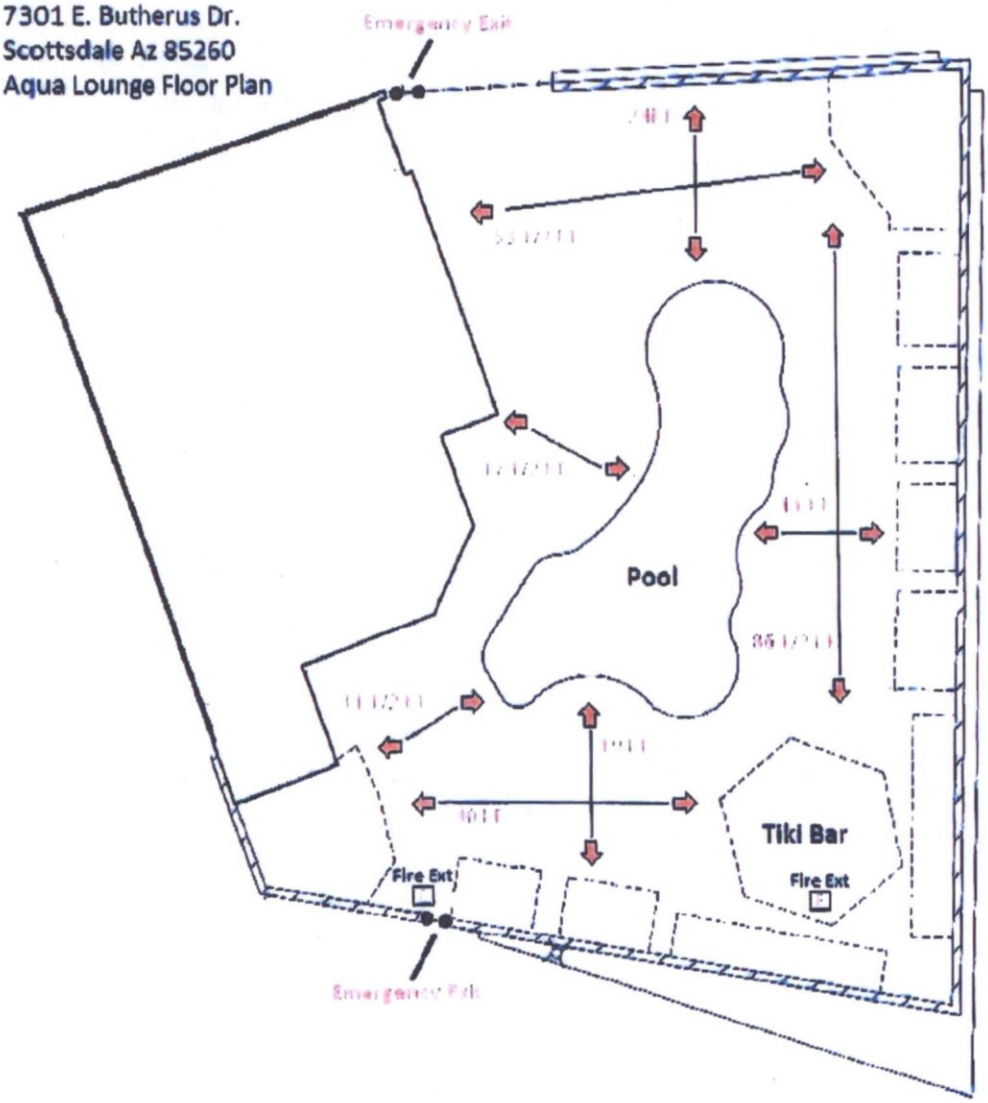

BHA 46'

RV
P.J

BLK Restaurant Patio

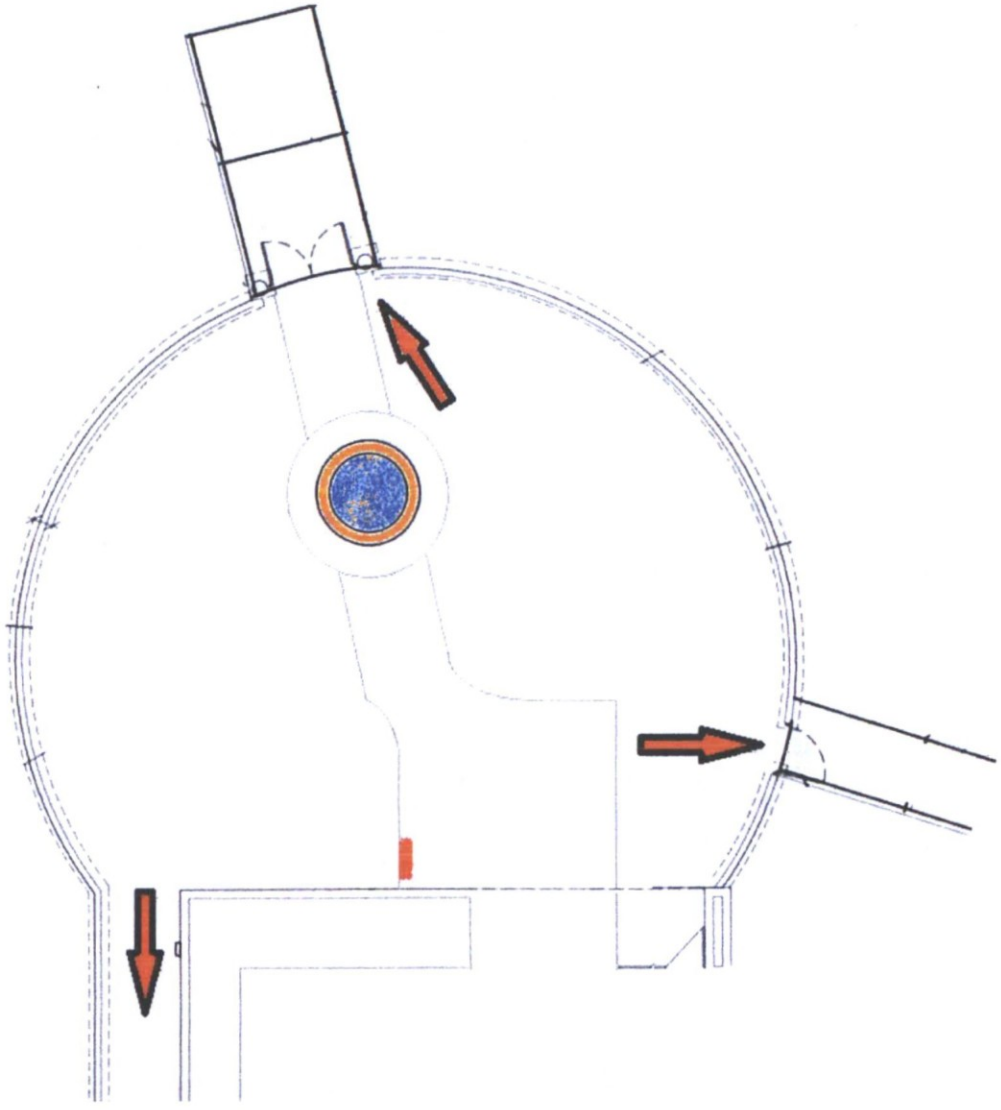

ii. Parcel Diagram

Public Safety Plan for BLK Live, 7301 E Butherus Dr

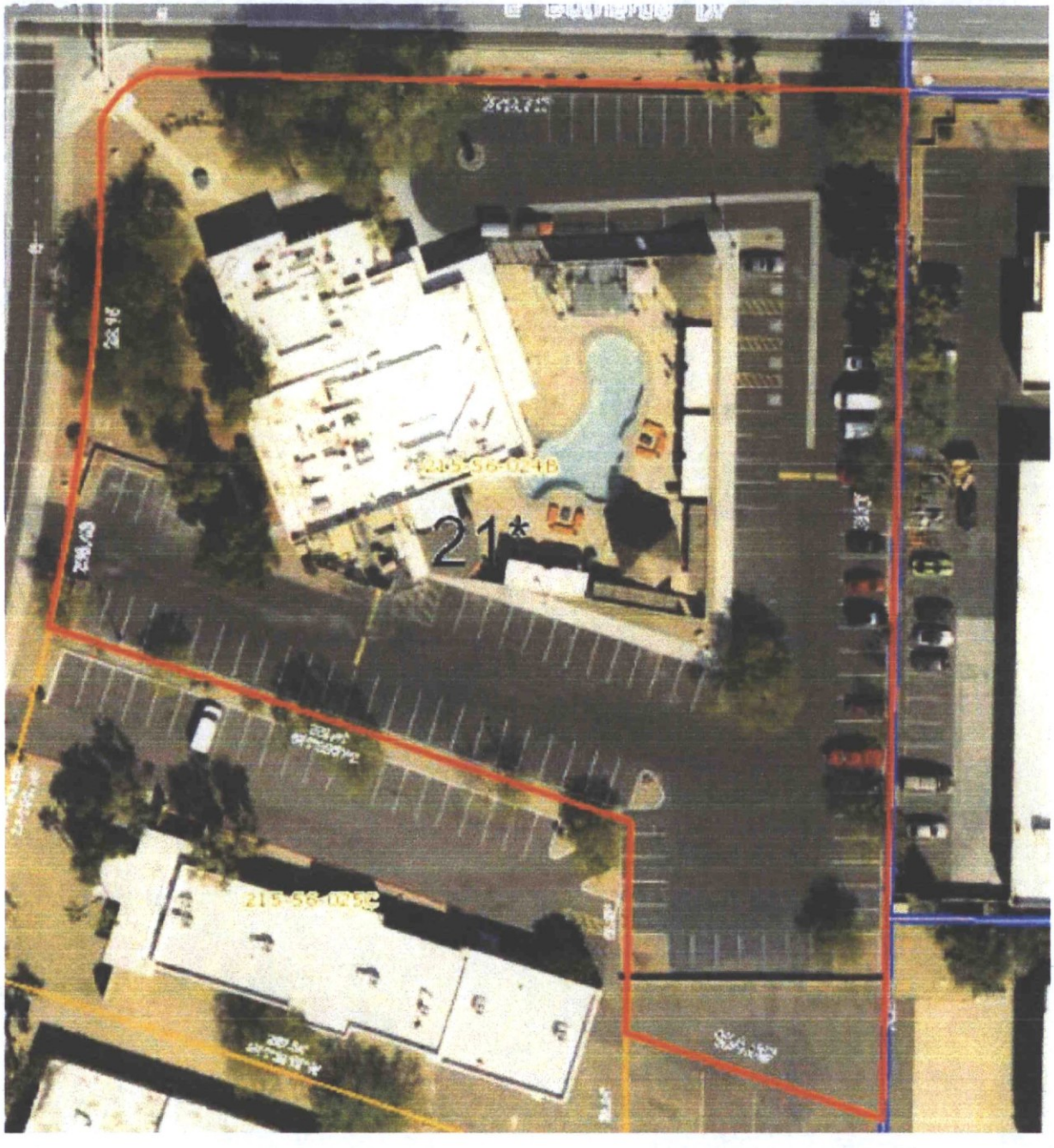

CITY OF SCOTTSDALE
OFFICIAL OCCUPANT LOAD

Restaurant 110
Enclosed Patio 310
Pool Patio 703
West exterior patio
165 Total 1,288

BLK Live
7301 E Butherus
4/5/2018

MICHAEL L CLACK, BUILDING OFFICIAL

JIM FORD, FIRE MARSHAL

iv. Safety Conditions and Considerations

BLK Live **7301 East Butherus Drive**

The following manual will help you understand your job duties as a security team member and how to properly achieve them.

Job Duties Overview

The primary job duties as a security personnel employee of BLK Live are as follows-

- Check the legal age of patrons
- Provide a safe environment by enforcing house rules and state laws
- Perform fundamental safety tasks
- Provide security for both staff and patrons
- Monitor individuals based on occupancy, intoxication, and aggressive behavior
- Reduce liability by anticipating problematic patron behavior

☐**Floor Chart-** There are three main floor positions for Security team members Positions will be posted each shift Your floor position for each shift will often change, so it is imperative you take the time to understand each of the positions and the duties associated with each of them Learning the table numbers and names is also extremely important, when the front door calls for a table to be cleared, clean and clear the table being as polite as possible to guests

☐**Front Door-** Enforcing dress code, checking IDs, allowing guests in and out, managing line, making sure no drinks or glassware leave the premise, managing persons count
***Note- there is always at least one person at each door no matter what is going on ***

☐**Interior Bar and Patio-** Supporting the door, making sure no one enters through patio other than as cleared by security at the door, making sure no drinks or glassware leaves the premise, helping gather glassware on patio, making sure no one jumps the patio fence, watching patrons in your section, cleaning up any spills or broken glassware

☐**Interior Bar and Stage-** Watching back door (emergency exit) to ensure no one exits or enters through it, monitoring patrons in your section, collecting glassware in the vicinity, cleaning up any spills or broken glassware, cleaning tables

☐**Front Door-** The Front Door position is critical to the proper flow and smooth workings of the entire establishment There are several key points to making sure the front door is working efficiently and properly

☐**Age Verification-** It is one of the most important roles of door personnel to check and verify the legal age of patrons entering the establishment Precautions should be taken at the door to cover liability issues The four steps in checking ID are- First, ask for ID Second, insure the ID is valid (one of the five acceptable forms) and unaltered Third, compare the presenter with the photograph Lastly, make sure the ID indicates the patron is 21 or older BLK Live Policy is to log all persons under the age of 30-years old Arizona law states that if you allow an underage person in WITHOUT LOGGING THEIR ID IT IS PRESUMED YOU KNEW THEY WERE UNDERAGE

☐**Wrist Bands-** If wristbands are utilized to identify persons who are old enough to consume/possess alcoholic beverages, wristbands will be securely placed on patrons' wrists and checked for tightness

☐**Occupancy Count-** It is imperative that the door personnel know the maximum occupancy of the establishment to comply with Fire Marshal regulations Clickers are used at the entrance and exit points in order to keep track of occupancy and to assure that maximum occupancy is not

RJ

exceeded. If the Fire Marshal does come by to check local fire regulations, be sure to contact the manager on duty and inform them. The maximum occupancy at BLK Live is 1288-patrons.

☐**Line-** During busy nights, a line is a common occurrence as patrons try to enter the establishment as the occupancy approaches peak numbers. It is important to remember to start a line before maximum occupancy is reached. This allows you some room to work with without exceeding the maximum occupancy. Things to a pay attention to while forming a line are large parties on the guest list, and regulars. Allowing yourself room to work with assures you that when VIP patrons or regulars arrive you can quickly grant them access without exceeding maximum occupancy. Attention to the flow of the establishment is also important. Allowing enough room for people to move and enjoy themselves without being too crammed is important for the enjoyment of our customers. Blanco is responsible for order maintenance on public property for our exit and entrance lines, including keeping sidewalks, streets, parking lots, and alleys clear. Security staff are responsible for proactively trespassing or removing disorderly patrons waiting in entry lines. If there are more than 50-patrons waiting to enter, a security officer will be assigned responsibility for monitoring customer safety in the line.

☐**Dress Code-** The purpose of our dress code is to keep and promote the proper atmosphere, which is greatly influenced by the crowd. This is why proper attire is required at all times. Follow the dress code required by BLK Live. Most of all, use common sense when making decisions; if it does not fit the atmosphere of the establishment, be polite and explain why entry is being denied. If a customer is respectfully asking for the manager on duty, go ahead and find the manager and explain the situation. If the manager decides that the patron is ok, an exception to the dress code may be made.

☐**Patrons Behavior-** If a patron trying to gain entry into an establishment seems overly intoxicated or aggressive, politely refuse him entry. It is illegal to grant entry to a person who is obviously intoxicated. By refusing entry at the door you can prevent issues inside.

☐**Interior (front)/Patio-** While working inside and on the patio at as a security team member it is important to be diligent and attentive to your surroundings. The safety and satisfaction of our customers is top priority. The following key points will help guide you in the right direction to offer the best experience for our guests.

☐**Patrons-** One of the main job duties of security is to maintain a fun and safe atmosphere for our guests, staff, and musicians. You will have to deal with rude or unruly guests. BLK Live's policy when dealing with an unruly patron is non-confrontational. Communication is critical; instead of being aggressive when dealing with unruly guests, be polite and explain the issue and what needs to be done to correct it. This could be as simple as telling the patron they cannot stand on the tables, or explaining to them why they must leave the premises. Be on the look-out for guests who are too intoxicated, bumping into other patrons, or engaging in any activity that disrupts the atmosphere of the establishment. If you escort a patron out, ask if they need a cab or help them provide safe transportation.

☐**Obvious Intoxication-** Arizona Revised Statute 4-244.14 states that "obviously intoxicated" means inebriated to the extent that a person's physical faculties are substantially impaired and the impairment is shown by significantly uncoordinated physical action or significant physical dysfunction that would have been obvious to a reasonable person. This Arizona statute makes it unlawful for any person including a liquor licensee to serve , sell or furnish spirituous liquor to a disorderly or obviously intoxicated person, or for a licensee or employee of the licensee to allow or permit a disorderly or obviously intoxicated person to come into or remain on or about the premises. This means that obviously intoxicated patrons must be removed from an

establishment with a liquor license when the licensee or employee of the licensee knows or should have known that the patron was obviously intoxicated. However, an establishment may allow an obviously intoxicated patron to remain onsite for up to 30-minutes in order that a non-intoxicated person may transport the obviously intoxicated person from the premises.

Note: To demonstrate compliance with this provision of the public safety plan, PSP establishments shall document the name(s) and contact information of non-intoxicated persons who transport obviously intoxicated patrons from the establishment that are known or should have been known to the establishment or its employees. This documentation shall be maintained at the establishment for sixty-days and shall be subject to inspection by the police during business hours.

☐**Fights-** When a physical altercation does happen, it is your job as security to be as professional and effective in escorting the parties off the premises. This also goes for patrons that are overly intoxicated. Security shall not use excessive physical force; doing so will lead to disciplinary action. Please read and sign the Security Personnel Policy and Liability Consent Form located in this document. Make sure if you do escort a patron out for the night that the door personnel are aware of the status of that patron. If a patron is involved in a fight, they are out, no questions. All fights must be reported to the manager on duty and an incident report shall be filled out. When filling out the incident report, be sure to be thorough and detailed in your explanation of the account. Remember, patrons who are disorderly must be removed immediately from the serving area.

☐**Safe Ride Home-** If a patron is perceived to be obviously intoxicated, they will be offered a taxi, limo, or other means of safe transportation so that they will be dissuaded from driving. If they choose to drive contrary to security staff's advice, SPD will be contacted. Additionally, an incident report documenting the offer must be produced and provided to a manager for each patron offered a safe ride home.

☐**911-** In case of fire or other emergency, patrons will be evacuated through all emergency exits away from the threat. If you do not have personal knowledge that emergency services have been contacted, you must call 911 immediately. You must contact police immediately if you have any criminal act involving a weapon, deadly instrument, assault, injury, or riot.

☐**House Rules and Laws-** BLK Live has its own set of house rules to be enforced by security as well as making sure local laws are being followed. Make sure you know and understand these rules. Understanding the liquor laws are also highly important, it is highly encouraged that you as security team member attended a liquor classes in order to better understand, follow and assure these regulations are being followed. Basic Rules are as follows-

1. No standing on the furniture.
2. Customers may only smoke outside.
3. Customers may not pour their own bottles, bottle locks must be used.
4. No drinks or glassware outside the establishment (patio ok).
5. Fighting, aggressive behavior, over intoxication, and illegal substances are not tolerated.
6. Taking pictures of the staff so that they may feel uncomfortable is not tolerated.
7. Grabbing or inappropriate touching of staff is not tolerated.

☐**Cooperation With Emergency Responders-** The Scottsdale Fire Department makes sure that BLK Live is adhering to fire codes and occupancy restrictions. If the Fire Marshal contacts you while at work, be sure to notify the manager on duty immediately. The front door count is very important. It is important that the door count is accurate and that the maximum occupancy of

1288 is not exceeded. Make sure all exits are clear from obstructions, including the back exit. Make sure there are no spills or broken glass left unattended. When directed by emergency personnel (SPD, SFD, Code Enforcement) to perform a reasonable duty, i.e. turn down music, turn up lights, etc., staff must promptly comply with the direction.

☐**Cooperation With Law Enforcement-** The Arizona Department of Liquor Licenses and Control (ADLLC) is comprised of sworn officers that enforce local and state liquor laws. It is important that you, as a security member, know the basic laws regarding local liquor law. ADLLC and/or SPD may also ask you questions as an employee of BLK Live to test your knowledge of these laws. Properly checking IDs is a critical duty of the security staff. Making sure you can recognize fake IDs is extremely important. Some IDs may also be real but do not belong to the person handing it to you. In this case, closely examining the picture to match it to the person is imperative. Look at things like weight, eye color, height, and any distinct facial features. If an Act of Violence occurs, you must notify the police department or the Arizona Department of Liquor Licenses and Control within 7-days. However, if there is an incident involving an injury or death, **you must contact a law enforcement agency immediately.**

☐**Security of Seized ID's-** Managers or owners are responsible for all identifications seized from patrons by security staff and that the ID's are properly secured prior to the conclusion of security staff's shift. Under no circumstance should any of the seized ID's leave the licensed premises. All ID's held for over one-week will be rendered void by hole-punching them. Contact SPD to arrange for destruction.

☐**Employee Dress Code-** It is important you are dressed in the Security uniform, a black shirt, jeans or shorts, and comfortable shoes that are appropriate for work. Hats are ok, as long as they are approved by management.

☐**Closing Duties-** The closing duties checklist covers all closing duties for Security staff members. At the end of each night you will be assigned a closing duty. The checklist will explain what is involved in each closing duty. When you are finished with your closing duty, make sure you check out with management before clocking out and leaving.

☐**SECURITY CLOSING PROCEDURES CHECKLIST**
****security staff is to checkout with management before leaving****
1. Trash - Trash is to be taken out every night. Trash bags must also be changed on a nightly basis. Once the trash cans have been dumped and re-bagged they are to be arranged neatly by the bar. Remember to close the dumpster once you dump all of the trash.
2. Bar - The bar mats must be taken out nightly and hung over the back railing. The TVs around the bar must be turned off. Make sure to take out any remaining trash cans.
3. Perimeter Sweep Front & Side- On a nightly basis the front and side perimeter must be thoroughly swept. All trash, including cigarettes, napkins, bottles, straws and other assorted trash must be cleaned up. A flashlight is to be used during the sweeping process to insure all trash is swept up and removed. Trash in the bushes, gravel, and dirt in the front and side must either be swept or picked up by hand.
4. Patio- The patio is to be swept on a nightly basis. The patio bar chairs should be moved inside. The bar needs to be secured and locked and both doors must be locked.
5. Chairs – Chairs should be inspected at the end of each shift to ensure that they are clean and in good condition. Any broken chair should be removed and reported to management so a replacement may be secured.
6. Miscellaneous — Make sure the back door is locked and all equipment in turned off.

Security Personnel Policy and Liability Consent Form

iv. Safety Conditions and Considerations

BLK Live **7301 East Butherus Drive**

The primary job duties of the Security Personnel (Doormen/Bouncers) are to check the legal age of patrons entering the establishment, ensure and enforce the house rules, perform fundamental public safety tasks, provide basic security to both the establishment and the patrons, and to monitor entry of individuals on the basis of occupant capacity, intoxication and/or aggressive behavior. Due to these job duties, Security Personnel may be given the capacity to carry out certain, fundamental safety tasks.

These tasks include but are not limited to enforcing the house rules, escorting disorderly patrons out of the establishment, and/or prohibiting entry into the establishment for any due cause. While the performance of some essential job duties may require reasonable force, the safety of all patrons must be taken into consideration. BLK Live expressly prohibits the use of excessive force in the performance of any essential job duty in any situation. BLK Live has a No Strike Policy, meaning that no staff member will strike a patron unless it is absolutely necessary in a self-defense situation. If a strike is administered to a patron under any circumstances, an incident report must be submitted to the manager before going home.

Security Personnel (Doorman/ Bouncer) exceed their authority when he or she uses excessive force in any way that would unreasonably be considered unnecessarily violent and/or inflicts serious physical harm on any patron. In any circumstance where a Security Personnel (Doorman/ Bouncer) uses excessive force, the employee may be found criminally responsible of assault and may consequently be held personally liable for the injuries he or she inflicted on the patron. Therefore the Security Personnel (Doorman/ Bouncer) must understand and accept that they may be found responsible for any legal consequences that may result from the use of excessive force, including any and all monetary settlements as well as any other form of criminal and/or civil charges.

PERSONNEL POLICY AND LIABILITY CONSENT RECEIPT FORM
Acknowledgement of Security Personnel Policy and Liability Consent Form

I have read and understand this Security Personnel Policy and Liability Consent Form and will adhere to the policies, protocols, and guidelines of BLK Live.

_____
Print Employee Name

_____
Employee Signature Date

iv. Safety Conditions and Considerations

BLK Live **7301 East Butherus Drive**

DRUG AND ALCOHOL POLICY
BLK Live strives to maintain a workplace free of drugs and alcohol and to discourage drug and alcohol abuse by its employees Misuse of alcohol or drugs by employees can impair the ability of employees to perform their duties, as well as adversely affect our customers and customers' confidence in our company

Alcohol
Employees are prohibited from using or being under the influence of alcohol while performing company business, while operating a motor vehicle in the course of business or for any job-related purpose, or while on company premises or a worksite BLK Live does not condone any use of alcohol for any member of the staff at anytime while on the job

Illegal Drugs
BLK Live employees are prohibited from using or being under the influence of illegal drugs while performing BLK Live business or while on a company facility or worksite You may not use manufacture distribute purchase, transfer or possess an illegal drug while in facilities, while operating a motor vehicle for any job-related purpose or while on the job, or while performing company business This policy does not prohibit the proper use of medication under the direction of a physician, however, misuse of such medications is prohibited

Disciplinary Action
Employees who violate this policy may be disciplined or terminated even for a first offense Violations include refusal to consent to and comply with testing and search procedures as described

Searches
BLK Live Management may conduct searches for illegal drugs or alcohol on company facilities or worksites without prior notice to employees Such searches may be conducted at any time Employees are expected to cooperate fully Searches of employees and their personal property may be conducted when there is reasonable suspicion to believe that the employee has violated this policy or when circumstances or workplace conditions justify such a search Personal property may include but is not limited to, purses boxes, briefcases as well as any property that is provided for employees' personal use, such as purses, backpacks and vehicles An employee's consent to a search is required as a condition of employment and the employee's refusal to consent may result in disciplinary action, including termination

Drug Testing
BLK Live may require a blood test urinalysis hair test or other drug or alcohol screening of employees suspected of using or being under the influence of drugs or alcohol or where other circumstances or workplace conditions justify such testing The refusal to consent to testing may result in disciplinary action, including termination Drug testing may be administered pre-employment, post-accident, randomly, or for reasonable suspicion

Drug and Alcohol Policy Receipt Form
Acknowledgement of Drug and Alcohol Policy
I have read and understand this Drug and Alcohol Policy and will adhere to the policies, protocols, and guidelines of BLK Live Drug and Alcohol Policy

Print Employee Name _____ Employee Signature Date _____

Applicant Initials RJ

BLK Live

Scottsdale Public Safety Plan – Crowd Management Plan General Checklist

- Verify the fire extinguishers are visible and accessible prior to opening.
- Fire extinguishers will be located on the venue layout map.
- Verify Exits are marked and illuminated prior to opening. Test emergency lights and exit signs monthly.
- All stanchions must be break-away and tested for discrepancies before use.
- Verify all exits and egress paths to the exits are not blocked or obstructed inside and outside of the building prior to opening and throughout business hours. This includes being obstructed by patrons waiting in line.
- Verify that all security personnel have working radio communication with each other and management.
- Verify that security personnel have counters to count occupants IN and OUT at all entrances and exits. (General admission, VIP and all exits if separate from entrance)
- Verify that security staff knows the maximum occupant load for the building and patio.
- Verify that security staff knows that when the occupant load is reached, they hold the door and compare patrons IN for equal patrons OUT, for the rest of operating business hours.
- The establishment is required to obtain Scottsdale Fire Department approval/permits for special events, fireworks, fire dancers and haze machines. Birthday Sparklers/Open flame devices are **NOT** permitted in bars, night clubs or restaurants.
- The establishment needs to number the security personnel locations on the floor plan and provide details on their responsibilities.

(IX)

Scottsdale Fire Department

Scottsdale Public Safety Plan – Security Positions & Responsibilities

BLK LIVE 7301 E. Butherus Dr. Scottsdale Az 85260
Establishment

Rocco Visnjic
Establishment Representative

5-24-2017
Date Implemented

Refer to the Security Positions & Responsibilities Floor Plan for this establishment.

Use position numbers only on both the floor plan and this document – no names.

- Which position is responsible for keeping an IN and OUT count?

  Position(s): #1 #2 #3

- How many of the following:
  - General Admission Entrance(s): 1
  - VIP Entrance(s): 1
  - Exit(s): 4
  - Exit Only: 2

  All entrances/exits are required to maintain an IN and OUT count and positions will communicate numbers to each other throughout business hours to maintain occupant load.

- Which position is responsible to call 911 in case of an emergency situation, medical or fire?

  Position(s): Manager

- Which position is responsible to turn the music off, turn the lights up and instruct patrons what to do in case of an emergency situation?

  Position(s): Manager and Production Manager

- Which position is responsible to maintain exit and egress paths clear?

  Position(s): #1 #2 #3

(IX)

Scottsdale Fire Department

Scottsdale Public Safety Plan – Security Positions & Responsibilities

Additional Establishment Comments

Position 1 is responsible for checking IDs and keeping count of patrons entering.

Position 2 is responsible for the front exit point. He is in charge of keeping the exit point clear with no etrance allowed, unless emergency service is directed.

Position 3 is responsible for over seeing the back exit point with no etrance allowed.

(IX)

N

Security Positions Floor Plan

&

EVACUATION Routes

BLK Live
7301 E. Butherus Dr.
Scottsdale Az 85260
Aqua Lounge Floor Plan

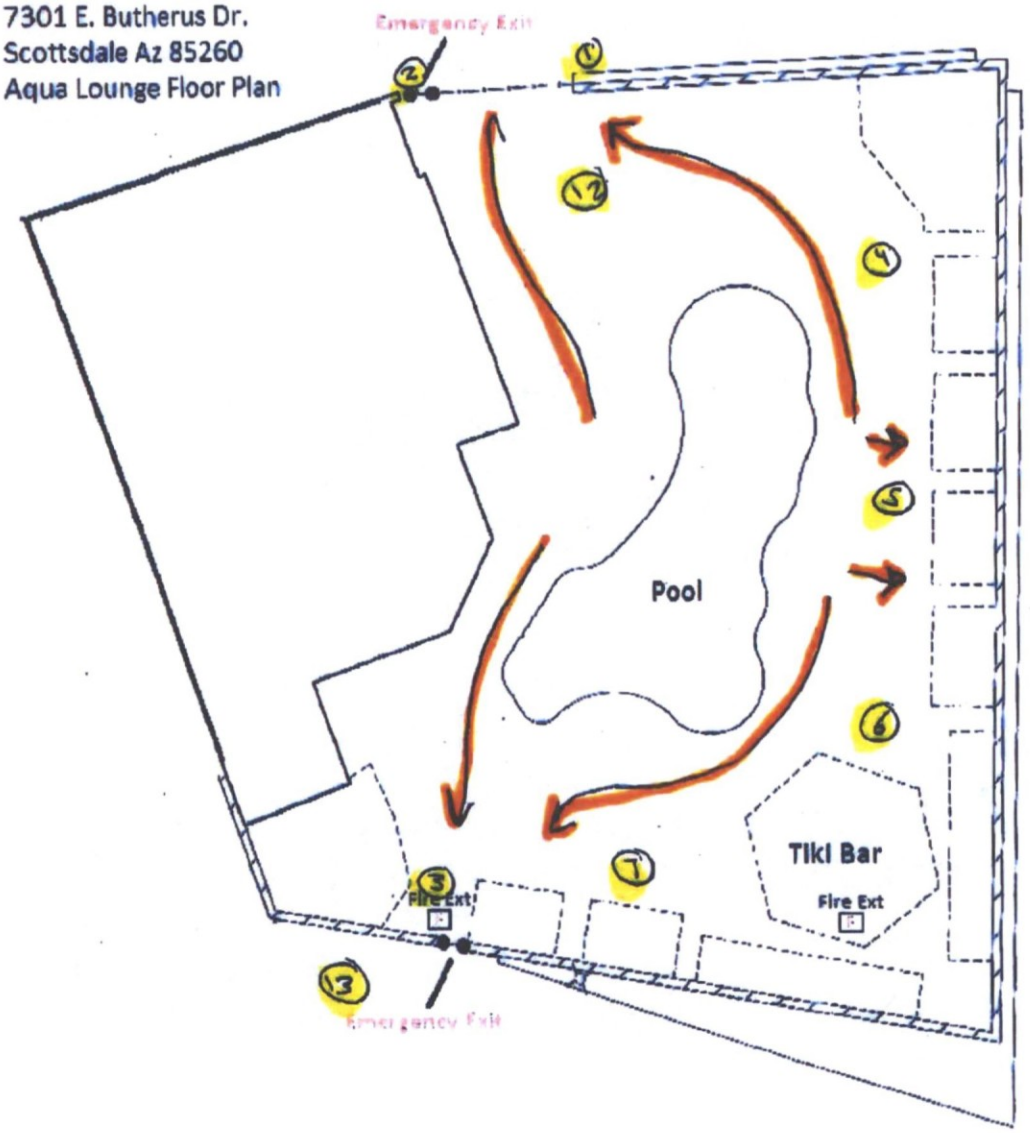

KJ
BJ

(IX)

N

Security Positions Floor Plan

&

EVACUATION Routes

BLK Live
7301 E. Butherus Dr.
Scottsdale Az 85260
Music Hall Floor Plan

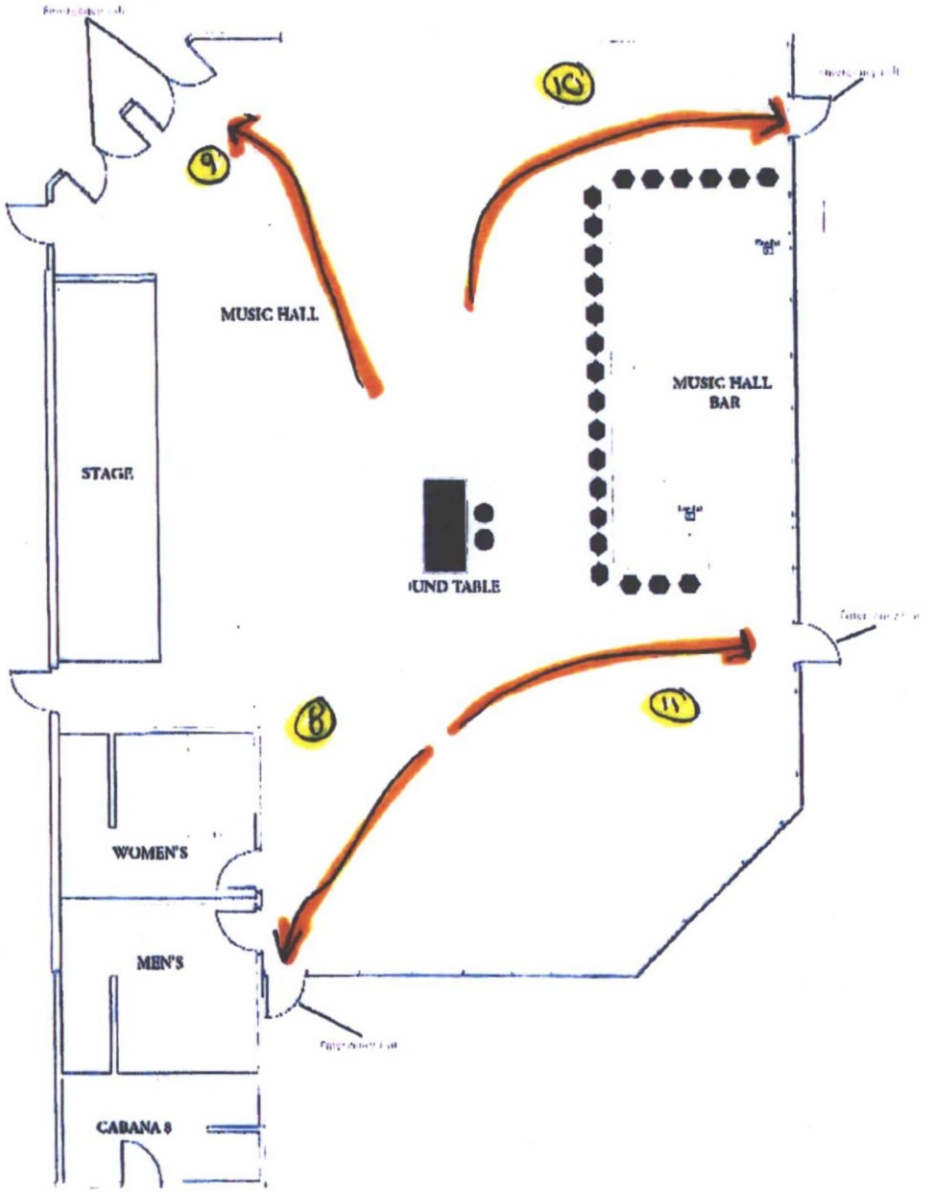

(VI)

Patron Parking Areas for Public Safety Plan

BLK Live

7301 E. Butherus Dr.

Scottsdale Az 85260

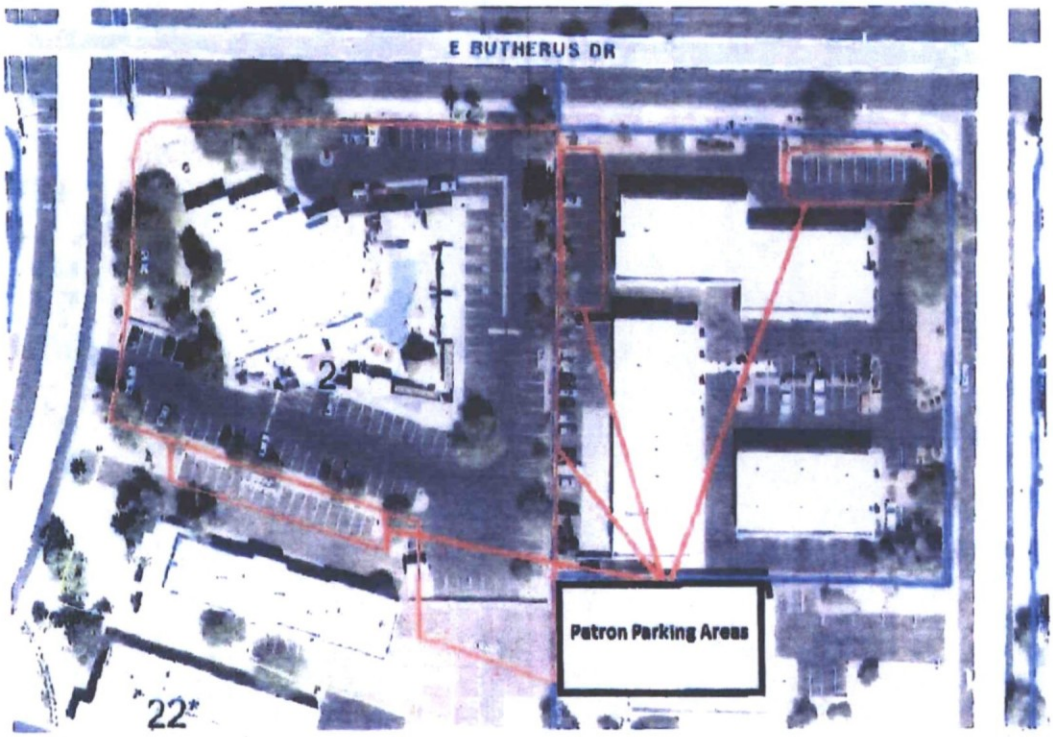

VIII

Public Safety Plan - Contact Persons

The following persons are designated to receive and handle complaints from the public or City of Scottsdale:

Name	Position	Contact#
Rocco Visnjic	Director of Operations	(602)705-3353

Submitted by: Rocco Visnjic

All information must be current. (per SRC 28-55)

Addendum X: Security Uniform Public Safety Plan

BLK Live, 7301 E Butherus Drive, Scottsdale

Request for Exception: BLK Live respectfully requests an Exception to the Scottsdale Public Safety Plan Uniform Requirements.

Justification: The Scottsdale Police Department does not recommend that security staff wearing anything less than the minimum requirement of the word, "SECURITY" in 3-inch lettering engage in security activities. Although not meeting the uniform requirements as identified by the Public Safety Plan Ordinance, BLK Live does not anticipate a necessity for three-inch lettering on the front and back of each shirt. BLK Live's business plan focuses on entertainment venue-based activities and, as a result of this focus, believes the below-described uniform will be immediately recognized as a security staff member.

Security Uniform Description: BLK Live security staff will wear the following described security uniform:

Polo Shirt, yellow in color, BLK Live logo on the left breast, "SECURITY" on back in 3-inch lettering, see image below.

Exception May Be Withdrawn: BLK Live understands that the City of Scottsdale may retract this exception if there are numerous violent incidents or if there are incidents wherein participants do not recognize BLK Live security staff as such.

Attribution of Security Staff: BLK Live understands that security staff must wear the above-described uniform and attend/successfully complete the mandatory PSP Security Training Course every 2-years to be attributed towards BLK Live's ratio of 1:50 (security:patrons).

Owner Initials: RJ

PUBLIC SAFETY PLAN

xi. Statement Regarding Use
xii. Statement Regarding Special Requirements

BLK LIVE
FOOD • SPIRITS • MUSIC

Statement Regarding Special Requirements (SRC 23-57)

BLK Live is a mixed-use event venue and restaurant. BLK Live understands that it must maintain a minimum security to patrons ratio of 1:50*.

BLK Live utilizes the services of a Disk Jockey, Checks Identification for Entrance, and Uses a Promoter as defined in SRC 23-51.

BLK Live's patrons have not demonstrated any problematic behavior. BLK Live has had only one minor liquor violation, no Acts of Violence as defined by Arizona Liquor Law since opening, no Public Safety Incidents as determined by SRC 23-51, and has had only one reported violent incident in the last year.

BLK Live will, based on our maximum occupancy of 1288-patrons, maintain a minimum of 20 (twenty) security personnel during peak hours.

The Scottsdale Police Department requires a ratio of 1:50* for the first 500 patrons, and a ratio of 1:75* for the remaining patrons (501-1288), for a total required staffing of 20-security staff.

*All ratios are expressed with a security-to-patron ratio.

Applicant Initials: BJ

CITY OF SCOTTSDALE PUBLIC SAFETY PLAN

Parking Refuse Addendum

Parking -

In order to reduce criminal activity and reduce neighborhood complaints that can negatively affects the nearby businesses, we are responsible for the designated parking area to include any lots used by our contracted valet company It is our responsibility to ensure that parking areas utilized by patrons and employees will be routinely patrolled by security staff to prevent the parking areas from being used

1 As a gathering place,
2 For consumption of spirituous liquor,
3 For violations of state or city law,
4 For acts of violence, or disorderly conduct

Management will ensure that all patrons have left the parking areas within thirty minutes after the designated closing time

If a valet is used, it is our responsibility to ensure the valet company meets all the requirements of the City of Scottsdale and has a valid valet license and permit prior to conducting valet business

Refuse Plan -

It is our responsibility to ensure refuse containers are properly used and the area in and around the business is kept clean Failure to do so will result in an investigation and possible citation from the City of Scottsdale Code Enforcement or other governmental agencies

After closing, we will be responsible for refuse pick-up and any necessary cleaning, and for any refuse found within a 300-foot (three-hundred) radius of the business This responsibility will also include patron parking lot(s), valet parking lot(s) and employee parking lot(s)

Owner/Manager to ensure that parking lots at remote locations (i e Scottsdale Quarter parking garages) are routinely checked for patron debris

All bottles, trash, and/or bodily fluids and refuse found on streets, sidewalks, private property, and empty lots within the above designated areas will be placed in the designated business refuse container and/or cleaned appropriately

Full Size or Largest Size
(site plan, landscape, elevations)

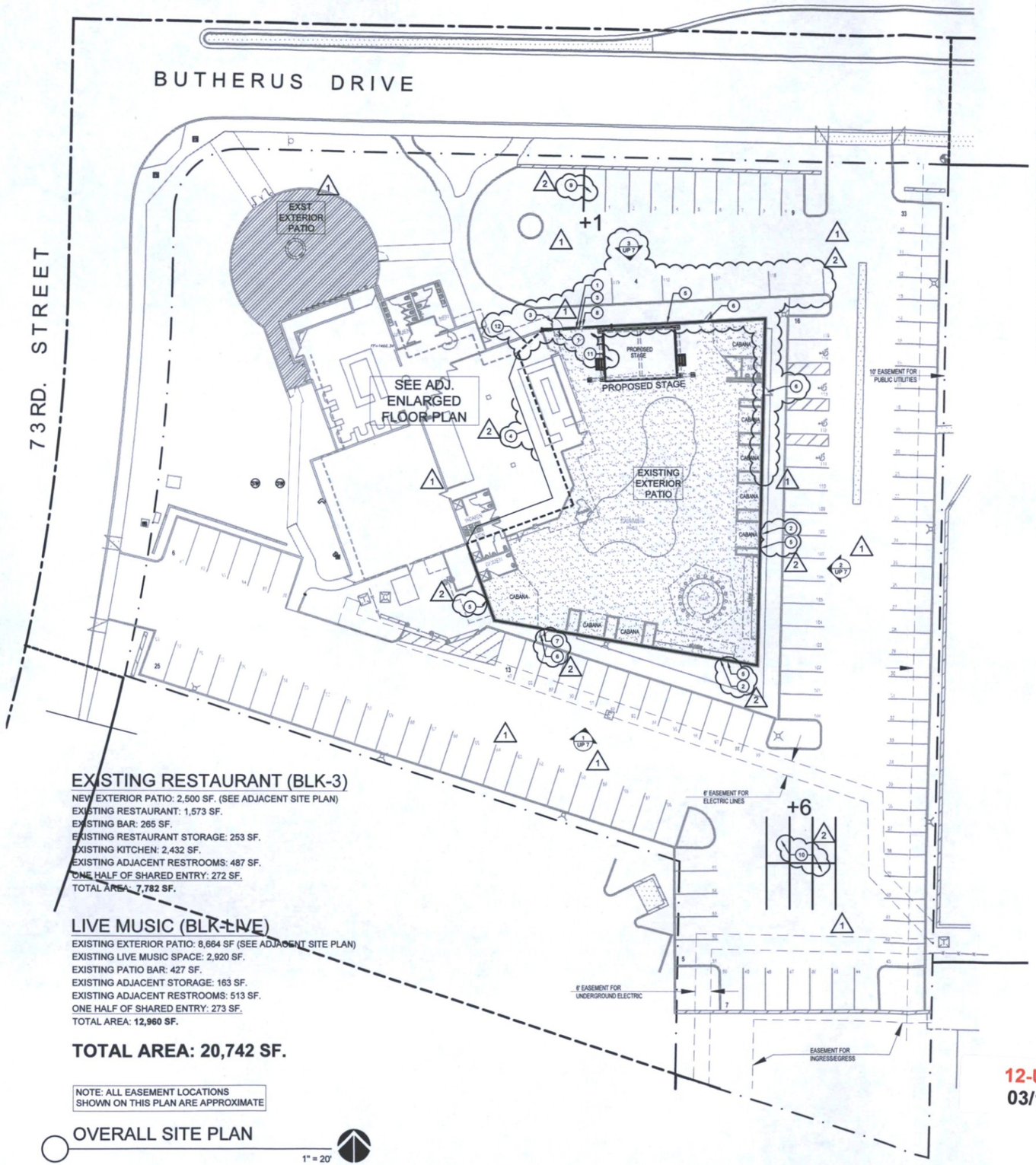

EXISTING RESTAURANT (BLK-3)

NEW EXTERIOR PATIO: 2,500 SF. (SEE ADJACENT SITE PLAN)
EXISTING RESTAURANT: 1,573 SF.
EXISTING BAR: 265 SF.
EXISTING RESTAURANT STORAGE: 253 SF.
EXISTING KITCHEN: 2,432 SF.
EXISTING ADJACENT RESTROOMS: 487 SF.
ONE HALF OF SHARED ENTRY: 272 SF.
TOTAL AREA: **7,782 SF.**

LIVE MUSIC (BLK-LIVE)

EXISTING EXTERIOR PATIO: 8,664 SF (SEE ADJACENT SITE PLAN)
EXISTING LIVE MUSIC SPACE: 2,920 SF.
EXISTING PATIO BAR: 427 SF.
EXISTING ADJACENT STORAGE: 163 SF.
EXISTING ADJACENT RESTROOMS: 513 SF.
ONE HALF OF SHARED ENTRY: 273 SF.
TOTAL AREA: **12,960 SF.**

TOTAL AREA: 20,742 SF.

NOTE: ALL EASEMENT LOCATIONS SHOWN ON THIS PLAN ARE APPROXIMATE

OVERALL SITE PLAN
1" = 20'

SITE PLAN KEYNOTES

1. REMOVE EXISTING WROUGHT IRON FENCING, WROUGHT IRON DOOR, AND DOOR HARDWARE THIS LOCATION.
2. REMOVE EXISTING PERFORATED STEEL MESH PANELS AND INSULATION AT MULTIPLE LOCATIONS AT THIS EXISTING CMU WALL. IN-FILL WALL OPENINGS WITH SOLID FILLED CMU AND STUCCO FINISH TO MATCH AND ALIGN WITH ADJACENT WALLS. SEE ELEVATIONS SHEET UP 7.
3. INSTALL APPROX. 25 LINEAR FEET OF 10'-0"H STUCCO CLAD, SOLID FILLED CMU WALL THIS LOCATION. PROVIDE NEW STRUCTURAL OPENING TO ACCOMMODATE NEW 4'-0"W X 1-3/4"T INSULATED HOLLOW METAL DOOR WITH PANIC HARDWARE/LEVER AND SURFACE MOUNTED CLOSER WITH HOLD OPEN FUNCTION. HEIGHT TO MATCH EXISTING EXIT DOORS.
4. REMOVE EXISTING CORRUGATED SHEET METAL PANELS FROM NOTED SECTIONS OF EXISTING ± 5'-0"H. MECHANICAL SCREEN ON ROOF DIRECTLY ADJACENT TO THE EXTERIOR PATIO. ATTACH RUBBER AND FIBERGLASS ASSEMBLY AS SHOWN IN SECTION 3/UP 7. THICK DASHED LINE INDICATES SCREEN LOCATION.
5. ALL ± 10'-0"H NEW AND EXISTING, SOLID FILLED CMU WALLS SURROUNDING THE EXISTING PATIO TO RECEIVE NEW ± 8'-0"H CONTINUOUS ACOUSTICAL ASSEMBLY ATTACHED DIRECTLY TO THE TOP OF CMU WALLS BELOW. TOTAL HEIGHT APPROX. ± 18'-0". SEE SHEET UP 7 FOR EXTERIOR ELEVATIONS AND SECTION.
6. EXISTING GATE/DOOR TO REMOVED AND REPLACED WITH NEW INSULATED HOLLOW METAL DOOR WITH RUBBER & FIBERGLASS ASSEMBLY ON INTERIOR FACE. EXIT DOORS SHALL BE 3'-0"w MINIMUM AND SHALL HAVE PANIC HARDWARE.
7. REMOVE SMALL SECTION EXISTING STEEL MESH ABOVE SOUTH EXIT DOOR. INSTALL STEEL LINTEL AND IN-FILL WITH STUCCO CLAD SOLID FILLED CMU TO MATCH EXISTING.
8. BREAK IN ACOUSTICAL ASSEMBLY SHOWN HERE IS FOR REFERENCE ONLY TO REVEAL WALL UNDERNEATH. ASSEMBLY TO BE CONTINUOUS AT THIS LOCATION.
9. (1) ADDITIONAL PARKING STALL TO BE ADDED HERE. DIMENSIONS TO MATCH ADJACENT STALLS.
10. BLOCK OF (6) FULL SIZED STANDARD PARKING STALLS TO BE ADDED HERE FOR A GRAND TOTAL OF (7) NEW STALLS ON THE PROJECT SITE.
11. PROPOSED STAGE PER CUP NARRATIVE.
12. EXTEND EXISTING MECHANICAL ROOF SCREEN ASSEMBLY WITH ACOUSTICAL TREATMENTS ± 10'-0" LINEAR FEET THIS LOCATION TO PROVIDE SOUND MITIGATION COVERAGE BETWEEN END OF EXISTING MECHANICAL ROOF SCREEN AND NEW CMU/ACOUSTICAL WALL BELOW.

SHEET INDEX

UP 1 SITE PLAN & REVISED PARKING CALCULATIONS
UP 2 ENLARGED LIGHTING SITE PLAN
UP 3 SITE PHOTO & ELEVATION INFORMATION
UP 4 STAGE PLANS & PHOTOS
UP 5 SITE LIGHTING SPECIFICATIONS & CUT SHEETS
UP 6 LEASED PARKING STALL PLAN
UP 7 SOUND MITIGATION ELEVATIONS & SECTIONS

DR1.0 PHOTOMETRIC ANALYSIS PLAN

REVISED. PARKING CALCS.

Exst. Restaurant + Bar + Kitchen: 1573+265+2438 = 4276 SF / 80 = 53.45 Stalls Req.
Shared Entry: 545 SF / 80 = 6.81
New Patio: 2500 SF - 200 / 200 = 11.5
Restaurant Storage: 253 SF / 800 = 0.31
Live Music Space/ Adj. Bar: 2920 SF + 427 SF / 60 = 55.78
Existing Patio Space: 10,400 SF - 200 - 992 (Landscaping) / 200 = 46.04
Storage: 163 / 800 = 0.20
Restrooms (Bar Side): 487 / 80 = 6.09
Restrooms (Live Music Side) 513 / 60 = 8.55
Subtotal parking stalls required = (188.73) **189 stalls required**

Parking Stall Reduction = A total reduction of (2) parking stalls per existing shower. (3) showers provided = (6) total parking stalls removed from required total.

TOTAL PARKING STALLS PROVIDED:
(Current) Existing of project property: 119
(Current) Leased parking stalls from adj. property (7333 E. Butherus Dr.): 22
(New) Additional stalls on project property as part of re-striping: +7
(New) Leased parking stalls from adj. property (14807 N. 73rd St.): +27
(New) Leased parking stall from adjacent property (14840 N. 74th. St.): +8
Total parking stalls provided: 183

TOTAL STALLS REQUIRED AFTER REDUCTIONS (REVISED): (189 - 6) = 183
TOTAL CURRENT PARKING STALLS PROVIDED: 183

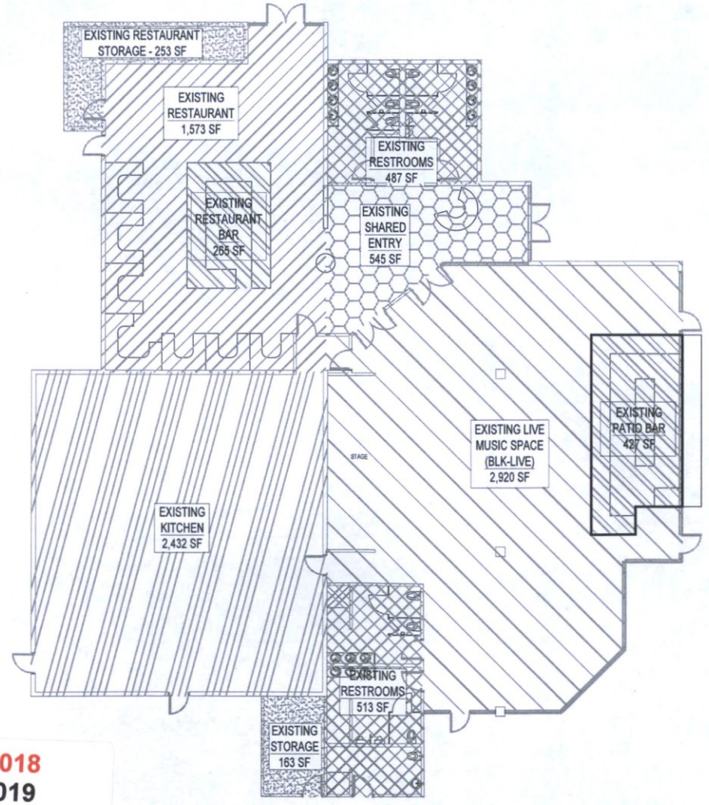

ENLARGED FLOOR PLAN
3/32" = 1'-0"

12-UP-2018
03/12/2019

EXTOLLO DESIGN
2122 E. SESAME ST.
TEMPE, AZ 85283
480-888-6565

REFERENCE ONLY
NOT FOR CONSTRUCTION

BLK LIVE - USER PERMIT
7301 E. BUTHERUS DRIVE
SCOTTSDALE, AZ 85024

SITE PLAN / REVISED PARKING CALCULATIONS

DRAWN: JTP

JOB NO. 15-001
DATE: 7.3.18
REVISED:
1 USE PERMIT (12-UP-2018/13-UP-2018) CITY COMMENTS 11.30.18 (RESUB. 1.4.19)
2 USE PERMIT (12-UP-2018/13-UP-2018) CITY COMMENTS 1.29.19 (RESUB. 3.6.19)

UP 1

BLK Live – 7301 East Butherus Drive, Scottsdale

Conditional Use Permit for a Bar

Case #: 12-UP-2018

Date Prepared: March 5, 2019

PROJECT NARRATIVE

Introduction & Background:

BLK Live is a restaurant, bar and entertainment venue located at 7301 East Butherus Drive in Scottsdale.

The site is zoned C-2. In 2011, the City Council approved zoning Case No. 33-UP-2011, a Conditional Use Permit for a Bar Use for an existing restaurant at the subject site. In 2014, the City Council approved Case No. 12-UP-2013, a Conditional Use Permit for Live Entertainment for an existing bar and restaurant establishment. The venue originally operated as more of a Hip Hop and dance club venue.

As noted above, the bar is part of the BLK Live restaurant and entertainment venue, and consists of interior and patio areas.

In recent years, the establishment has successfully operated a high-end restaurant and bar within the building and conducts live music shows on a stage located on the exterior patio.

As indicated on the latest site plan, the existing restaurant (interior) bar has an area of approximately 265 square feet, and the existing patio (exterior) bar has an area of approximately 427 square feet.

The purpose of this application for a Conditional Use Permit is to update the existing/previous Conditional Use Permit ("C.U.P.") to ~~indicate compliance with the existing Conditional Use Permit criteria for a Bar as required by the City of Scottsdale.~~ ADD THE NEW EXTERIOR PATIO (NWC OF SITE) TO THE BAR USE PERMIT.

APPROVAL CRITERIA

The City of Scottsdale Zoning Ordinance, Section 1.400 (Conditional Use Permits), sets forth the following approval criteria:

HOURS OF OPERATION FOR BAR + LIVE ENTERTAINMENT?

A. Granting the CUP will not be materially detrimental to the public health, safety or welfare. In reaching this conclusion, consideration shall include, but not be limited to, the following factors: (1) Damage or nuisance arising from noise, smoke, odor, dust, vibration or illumination; (2) impact on surrounding area resulting from and unusual volume or character or traffic.

Approval of the CUP request will not be materially detrimental to the public health, safety or welfare. All bar operations are conducted onsite, which is completely enclosed by a 10-foot high wall.

The bar operations themselves do not emit smoke, odor, dust, vibration, or illumination such that damage or nuisance occurs. It is also important to note the venue is adjacent to an active airport runway (Scottsdale Airport / Airpark) which contributes to the ambient conditions of the area. Traffic patterns in the area are already well established.

Noise mitigation measures related to the live entertainment/music are being addressed separately under CUP #13-UP-2018.

B. The characteristics of the proposed use are reasonably compatible with the types of uses in the surrounding areas.

As noted above, the bar has been in operation as part of the initial operation of BLK Live. The site is adjacent to the Scottsdale Airport/Airpark. THE NEW PATIO AREA IS NOT ANTICIPATED TO . . . .

C. The additional conditions specified in Zoning Ordinance Section 1.403, as applicable, have been satisfied.

Under Section 1.403 of the Scottsdale Zoning Ordinance ("Additional conditions for specific conditional uses."), there are additional conditions under subsection "C" related to "Bars, cocktail lounges, and/or after hours establishments". These are as follows:

1. The use shall not disrupt existing balance of daytime and nighttime uses.

The use does not disrupt the existing balance of daytime and nighttime activities as the character of the area is one of commercial uses and activities related to the Scottsdale Airport/Airpark.

Additionally, the bar at BLK Live has been in operation since 2011 and we are not aware of any issues related to the bar itself. THE NEW PATIO AREA " " . . . .

2. **The use shall not disrupt pedestrian-oriented daytime activities**

The use does not disrupt pedestrian-oriented daytime activities as the bar operates in the late afternoon/evening timeframe and is within an enclosed area that does not interfere with adjacent sidewalks

3. **If the site is located within the Downtown Overlay District D-O then:**

The site is NOT located within the Downtown Overlay (D-O) District

a **The use shall not encourage displacement of daytime retail uses unless it can be demonstrated that the proposed use shall promote diversity of first floor uses along the street**

Because the site is NOT located in the Downtown Overlay (D-O) District, this is not applicable

b **The required parking for the use shall be within six hundred (600) feet of the property and shall not be separated from the property by a major or minor arterial street**

Because the site is NOT located in the Downtown Overlay (D-O) District, this is not applicable

4. **If the use is located within five hundred (500) feet of a residential use or district then:**

The use is NOT located within 500-feet of a residential use or zoning district

a. **The use shall not adversely impact residential uses.**

Because the use is NOT located within 500-feet of a residential use or zoning district, this is not applicable

b. **The use shall provide methods of buffering residential uses**

Because the use is NOT located within 500-feet of a residential use or zoning district, this is not applicable

5. **An active management and security plan shall be created, approved, implemented, maintained, and enforced for the business.**

BLK Live currently operates under an approved Security and Maintenance Plan and no changes are anticipated with this updated application

6 **The property owner shall create a written exterior refuse control plan for approval by the City**

An exterior refuse control plan has been previously approved for BLK Live, no changes are anticipated with this updated application

7 **The property owner shall demonstrate how noise and light generated by the use shall be mitigated.**

Mitigation measures for BLK Live related to noise and light are addressed through the related CUP application materials for the live entertainment, under application #13-UP-2018

8 **The use shall conform to the parking requirements of Article IX and shall not exceed capacity for traffic in the area.**

Parking needs are addressed through both onsite parking spaces and offsite parking spaces (provided through an executed agreement with that property owner)

OFF-SITE NEEDS TO BE VERIFIED.

9 **After hours establishments must maintain a valid after hours establishment license.**

BLK Live does not operate as an "after hours" facility

CONCLUSION

TO ADD NEW PATIO AREA

The requested Conditional Use Permit involves a small change to the previously approved CUP and introduces additional sound reduction measures The request also meets or exceeds the approval requirements noted in the zoning ordinance and described in detail above The request places parameters on the bar which are already being adhered to

Approval of this request will not be detrimental to any adjacent properties or uses and will help maintain another quality amenity for Scottsdale residents and visitors alike

Please feel free to contact me if you have any questions, or if you need any additional information

O \INDEX\BLK Live Scottsdale Quarter\CUP\Project Narrative 12 UP 2018 BK Live (Bar) 5-MAR 2019 docx

March 8, 2019

City of Scottsdale
Transportation and Development
215 E. Buffalo St.
Chandler, AZ 85225

RE: BLK Live Conditional Use Permit - City Comment Response Letter
CUP #: (12-UP-2018)

DELTA 2 – CUP City Comment Responses
NOTE: These responses are based on city comments emailed from Bryan Cluff to Rod Jarvis on January 29th, 2019. They also include some responses to the citizen comments emailed from Luke Skelton with the "Stop The Noise Scottsdale Coalition" to Bryan Cluff on Monday, February 4th, 2019. I first received these comments on Monday, March 4th.

ORGANIZED BY SHEET:

UP 1 SHEET

1) Parking quantity achieved. See revised parking parking calculations for all owned and leased stalls, quantities, and addresses. A total quantity of (138) stalls was deemed acceptable by Bryan Cluff , via email, on Tuesday, October 30th. See sheet (UP 7) for all locations on a map and distances between property lines.

2) The acoustical canopy is now shown going around the entire patio, along those sections of existing mechanical screen adjacent to the patio, and a short mechanical screen extension on the roof in the northwest corner of the patio per **citizen comment #9.**

3) To make this sheet easier to read I added site plan keynotes and removed the notes directly on the plan. Some new keynotes were added.

4) The new (8) angeled stalls have been removed per **city comment #2.** Not changes to the (4) existing stalls here. Instead those (8) stalls have been leased from an adjacent property.

5) A sheet index was added to improve navigation through the set.

UP 2 SHEET

1) Per **city comment #3** a device called a "Snoot" will be added the stage lighting fixtures (Colorado) to prevent light from spilling to the sides and out the top. A spec. for this device has been added near the bottom center of this sheet.

UP 3 SHEET

1) All sheets submitted during CUP submittal #1 (1 4 19) are being resubmitted in CUP submittal #2 (3 8 19) because I have changed the project name on each sheet from "BLK PATIO ADDITION" to "BLK LIVE - USER PERMIT" to avoid any current or future confusion Sheet UP 3 is only being resubmitted because of the reason No other changes to this sheet

UP 4 SHEET

1) See comment #1 under "UP 3 SHEET" above Same reason No other changes to this sheet

UP 5 SHEET

1) Per **city comment #3** a isometric shield detail has been to the bottom center of the sheet This will be a wall mounted, custom, painted steel shield with coverage on (3) sides and the top This will be installed at every 'L2' fixture on site All faces are transparent to show how it fits around the existing lights themselves for reference only In the field they will be painted steel, no transparency

UP 6 SHEET

1) Added a sheet with a satellite image showing the properties in proximity to the project site All locations of leased parking stalls are outlined and noted Dimensions are included where needed

UP 7 SHEET

1) This elevation #2 has been revised to show the acoustical canopy extended on the north/south perimeter wall to the northeast corner Elevation #4 has been added to show some walls changes and acoustical canopy above the entire north wall as referred to in citizen comment #9 The patio is now completely surround with acoustical canopy

*Responses to **city comments #1 and #4** and the **citizen comments** will be provided by other team members

Sincerely,

Jeff Pielage, LEED AP
Extollo design, LLC
480-888-6565

Attachments

(8) Site Plan (UP 1) sheets (Various sizes)
(4) Lighting Site Plan (UP 2) sheets (Various sizes)
(4) Site Photo / Elevation Information (UP 3) sheets (Various Sizes)
(4) Stage Plans & Photos (UP 4) sheets (Various sizes)
(4) Site Lighting Specifications/Cut Sheets (UP 5) sheets (Various Sizes)
(4) Leased Parking Stall Plan (UP 6) sheets (Various sizes)
(4) Sound Mitigation Elevations (UP 7) sheets (Various sizes)

BLK Live – 7301 East Butherus Drive, Scottsdale

Conditional Use Permit for a Bar

Case #: 12-UP-2018

Date Prepared: March 5, 2019

PROJECT NARRATIVE

Introduction & Background:

BLK Live is a restaurant, bar and entertainment venue located at 7301 East Butherus Drive in Scottsdale.

The site is zoned C-2. In 2011, the City Council approved zoning Case No. 33-UP-2011, a Conditional Use Permit for a Bar Use for an existing restaurant at the subject site. In 2014, the City Council approved Case No. 12-UP-2013, a Conditional Use Permit for Live Entertainment for an existing bar and restaurant establishment. The venue originally operated as more of a Hip Hop and dance club venue.

As noted above, the bar is part of the BLK Live restaurant and entertainment venue, and consists of interior and patio areas.

In recent years, the establishment has successfully operated a high-end restaurant and bar within the building and conducts live music shows on a stage located on the exterior patio.

As indicated on the latest site plan, the existing restaurant (interior) bar has an area of approximately 265 square feet, and the existing patio (exterior) bar has an area of approximately 427 square feet.

The purpose of this application for a Conditional Use Permit is to update the existing/previous Conditional Use Permit ("C.U.P.") to indicate compliance with the existing Conditional Use Permit criteria for a Bar as required by the City of Scottsdale.

APPROVAL CRITERIA

The City of Scottsdale Zoning Ordinance, Section 1.400 (Conditional Use Permits), sets forth the following approval criteria:

A **Granting the CUP will not be materially detrimental to the public health, safety or welfare In reaching this conclusion, consideration shall include, but not be limited to, the following factors (1) Damage or nuisance arising from noise, smoke, odor, dust, vibration or illumination, (2) impact on surrounding area resulting from and unusual volume or character or traffic**

Approval of the CUP request will not be materially detrimental to the public health, safety or welfare All bar operations are conducted onsite, which is completely enclosed by a 10-foot high wall

The bar operations themselves do not emit smoke, odor, dust, vibration, or illumination such that damage or nuisance occurs It is also important to note the venue is adjacent to an active airport runway (Scottsdale Airport / Airpark) which contributes to the ambient conditions of the area Traffic patterns in the area are already well established

Noise mitigation measures related to the live entertainment/music are being addressed separately under CUP #13-UP-2018

B. **The characteristics of the proposed use are reasonably compatible with the types of uses in the surrounding areas**

As noted above, the bar has been in operation as part of the initial operation of BLK Live The site is adjacent to the Scottsdale Airport/Airpark

C **The additional conditions specified in Zoning Ordinance Section 1 403, as applicable, have been satisfied**

Under Section 1 403 of the Scottsdale Zoning Ordinance ("Additional conditions for specific conditional uses "), there are additional conditions under subsection "C" related to "Bars, cocktail lounges, and/or after hours establishments" These are as follows

1 **The use shall not disrupt existing balance of daytime and nighttime uses.**

The use does not disrupt the existing balance of daytime and nighttime activities as the character of the area is one of commercial uses and activities related to the Scottsdale Airport/Airpark

Additionally, the bar at BLK Live has been in operation since 2011 and we are not aware of any issues related to the bar itself

2. **The use shall not disrupt pedestrian-oriented daytime activities.**

The use does not disrupt pedestrian-oriented daytime activities as the bar operates in the late afternoon/evening timeframe and is within an enclosed area that does not interfere with adjacent sidewalks

3. **If the site is located within the Downtown Overlay District D-O then**

The site is NOT located within the Downtown Overlay (D-O) District

a. **The use shall not encourage displacement of daytime retail uses unless it can be demonstrated that the proposed use shall promote diversity of first floor uses along the street.**

Because the site is NOT located in the Downtown Overlay (D-O) District, this is not applicable

b **The required parking for the use shall be within six hundred (600) feet of the property and shall not be separated from the property by a major or minor arterial street.**

Because the site is NOT located in the Downtown Overlay (D-O) District, this is not applicable

4 **If the use is located within five hundred (500) feet of a residential use or district then**

The use is NOT located within 500-feet of a residential use or zoning district

a. **The use shall not adversely impact residential uses.**

Because the use is NOT located within 500-feet of a residential use or zoning district, this is not applicable

b. **The use shall provide methods of buffering residential uses.**

Because the use is NOT located within 500-feet of a residential use or zoning district, this is not applicable

5. **An active management and security plan shall be created, approved, implemented, maintained, and enforced for the business.**

BLK Live currently operates under an approved Security and Maintenance Plan and no changes are anticipated with this updated application

6 **The property owner shall create a written exterior refuse control plan for approval by the City**

An exterior refuse control plan has been previously approved for BLK Live, no changes are anticipated with this updated application

7. **The property owner shall demonstrate how noise and light generated by the use shall be mitigated.**

Mitigation measures for BLK Live related to noise and light are addressed through the related CUP application materials for the live entertainment, under application #13-UP-2018

8. **The use shall conform to the parking requirements of Article IX and shall not exceed capacity for traffic in the area.**

Parking needs are addressed through both onsite parking spaces and offsite parking spaces (provided through an executed agreement with that property owner)

9. **After hours establishments must maintain a valid after hours establishment license.**

BLK Live does not operate as an "after hours" facility

CONCLUSION

The requested Conditional Use Permit involves a small change to the previously approved CUP and introduces additional sound reduction measures The request also meets or exceeds the approval requirements noted in the zoning ordinance and described in detail above The request places parameters on the bar which are already being adhered to

Approval of this request will not be detrimental to any adjacent properties or uses and will help maintain another quality amenity for Scottsdale residents and visitors alike

Please feel free to contact me if you have any questions, or if you need any additional information

O:\INDEX\BLK Live Scottsdale Quarter\CUP\Project Narrative 12 UP 2018 BK Live (Bar) 5-MAR 2019.docx

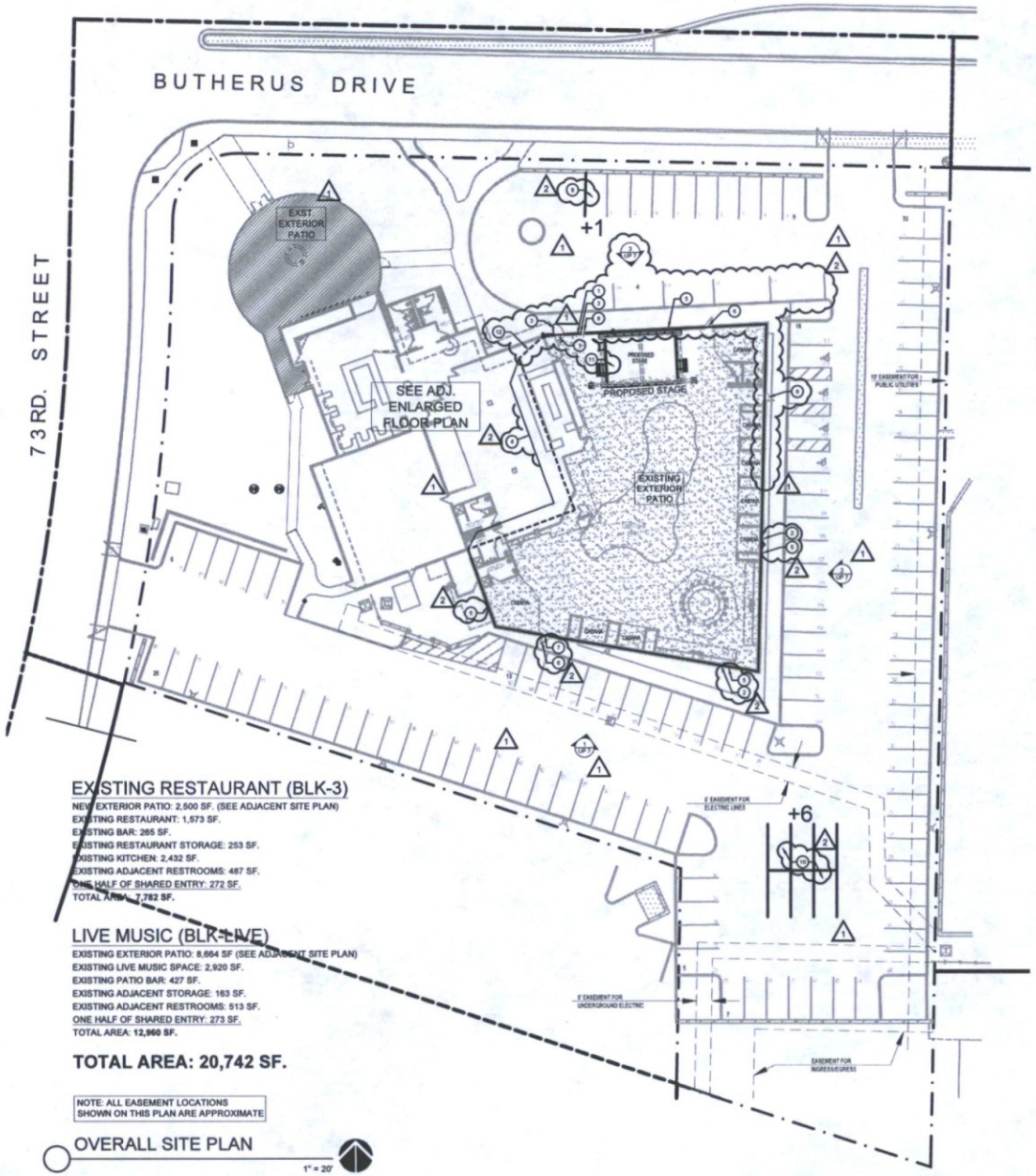

EXISTING RESTAURANT (BLK-3)

NEW EXTERIOR PATIO: 2,500 SF. (SEE ADJACENT SITE PLAN)
EXISTING RESTAURANT: 1,573 SF.
EXISTING BAR: 265 SF.
EXISTING RESTAURANT STORAGE: 253 SF.
EXISTING KITCHEN: 2,432 SF.
EXISTING ADJACENT RESTROOMS: 487 SF.
ONE HALF OF SHARED ENTRY: 272 SF.
TOTAL AREA: 7,782 SF.

LIVE MUSIC (BLK-LIVE)

EXISTING EXTERIOR PATIO: 8,664 SF (SEE ADJACENT SITE PLAN)
EXISTING LIVE MUSIC SPACE: 2,920 SF.
EXISTING PATIO BAR: 427 SF.
EXISTING ADJACENT STORAGE: 163 SF.
EXISTING ADJACENT RESTROOMS: 513 SF.
ONE HALF OF SHARED ENTRY: 273 SF.
TOTAL AREA: 12,960 SF.

TOTAL AREA: 20,742 SF.

NOTE: ALL EASEMENT LOCATIONS SHOWN ON THIS PLAN ARE APPROXIMATE

OVERALL SITE PLAN
1" = 20'

SITE PLAN KEYNOTES

1. REMOVE EXISTING WROUGHT IRON FENCING, WROUGHT IRON DOOR, AND DOOR HARDWARE THIS LOCATION.
2. REMOVE EXISTING PERFORATED STEEL MESH PANELS AND INSULATION AT MULTIPLE LOCATIONS AT THIS EXISTING CMU WALL. INFILL WALL OPENINGS WITH SOLID FILLED CMU AND STUCCO FINISH TO MATCH AND ALIGN WITH ADJACENT WALLS. SEE ELEVATIONS SHEET UP 7.
3. INSTALL APPROX. 25 LINEAR FEET OF 10'-0"H STUCCO CLAD, SOLID FILLED CMU WALL THIS LOCATION. PROVIDE NEW STRUCTURAL OPENING TO ACCOMMODATE NEW 4'-0"W X 1-3/4"T INSULATED HOLLOW METAL DOOR WITH PANIC HARDWARE/LEVER AND SURFACE MOUNTED CLOSER WITH HOLD OPEN FUNCTION. HEIGHT TO MATCH EXISTING EXIT DOORS.
4. REMOVE EXISTING CORRUGATED SHEET METAL PANELS FROM NOTED SECTIONS OF EXISTING (+ 5'-0"H. MECHANICAL SCREEN ON ROOF DIRECTLY ADJACENT TO THE EXTERIOR PATIO. ATTACH RUBBER AND FIBERGLASS ASSEMBLY AS SHOWN IN SECTION 3/UP 7. THICK DASHED LINE INDICATES SCREEN LOCATION.
5. ALL ± 10'-0"H NEW AND EXISTING, SOLID FILLED CMU WALLS SURROUNDING THE EXISTING PATIO TO RECEIVE NEW + 8'-0"H CONTINUOUS ACOUSTICAL ASSEMBLY ATTACHED DIRECTLY TO THE TOP OF CMU WALLS BELOW. TOTAL HEIGHT APPROX. ± 18'-0". SEE SHEET UP 7 FOR EXTERIOR ELEVATIONS AND SECTION.
6. EXISTING GATE/DOOR TO REMOVED AND REPLACED WITH NEW INSULATED HOLLOW METAL DOOR WITH RUBBER & FIBERGLASS ASSEMBLY ON INTERIOR FACE. EXIST DOORS SHALL BE 3'-0"w MINIMUM AND SHALL HAVE PANIC HARDWARE.
7. REMOVE SMALL SECTION EXISTING STEEL MESH ABOVE SOUTH EXIT DOOR. INSTALL STEEL LINTEL, AND IN-FILL WITH STUCCO CLAD SOLID FILLED CMU TO MATCH EXISTING.
8. SPEAK-IN ACOUSTICAL ASSEMBLY SHOWN HERE IS FOR REFERENCE ONLY TO REVEAL WALL UNDERNEATH. ASSEMBLY TO BE CONTINUOUS AT THIS LOCATION.
9. (1) ADDITIONAL PARKING STALL TO BE ADDED HERE. DIMENSIONS TO MATCH ADJACENT STALLS.
10. BLOCK OF (6) FULL SIZED STANDARD PARKING STALLS TO BE ADDED HERE FOR A GRAND TOTAL OF (7) NEW STALLS ON THE PROJECT SITE.
11. PROPOSED STAGE PER CUP NARRATIVE.
12. EXTEND EXISTING MECHANICAL ROOF SCREEN ASSEMBLY WITH ACOUSTICAL TREATMENTS ± 10'-0" LINEAR FEET THIS LOCATION TO PROVIDE SOUND MITIGATION COVERAGE BETWEEN END OF EXISTING MECHANICAL ROOF SCREEN AND NEW CMU/ACOUSTICAL WALL BELOW.

SHEET INDEX

UP 1 SITE PLAN & REVISED PARKING CALCULATIONS
UP 2 ENLARGED LIGHTING SITE PLAN
UP 3 SITE PHOTO & ELEVATION INFORMATION
UP 4 STAGE PLANS & PHOTOS
UP 5 SITE LIGHTING SPECIFICATIONS & CUT SHEETS
UP 6 LEASED PARKING STALL PLAN
UP 7 SOUND MITIGATION ELEVATIONS & SECTIONS

DR1.0 PHOTOMETRIC ANALYSIS PLAN

REVISED. PARKING CALCS.

Exst. Restaurant + Bar + Kitchen: 1573+265+2438 = 4276 SF / 80 = 53.45 Stalls Req.
Shared Entry: 545 SF / 80 = 6.81
New Patio: 2500 SF - 200 / 200 = 11.5
Restaurant Storage: 253 SF / 800 = 0.31
Live Music Space/ Adj. Bar: 2920 SF + 427 SF / 60 = 55.78
Existing Patio Space: 10,400 SF - 200 - 992 (Landscaping) / 200 = 46.04
Storage: 163 / 800 = 0.20
Restrooms (Bar Side): 487 / 80 = 6.09
Restrooms (Live Music Side) 513 / 60 = 8.55
Subtotal parking stalls required = (188.73) **189 stalls required**

Parking Stall Reduction = A total reduction of (2) parking stalls per existing shower. (3) showers provided = (6) total parking stalls removed from required total.

TOTAL PARKING STALLS PROVIDED:
(Current) Existing of project property: 119
(Current) Leased parking stalls from adj. property (7333 E. Butherus Dr.): 22
(New) Additional stalls on project property as part of re-striping: +7
(New) Leased parking stalls from adj. property (14807 N. 73rd St.): +27
(New) Leased parking stall from adjacent property (14840 N. 74th. St.): +8
Total parking stalls provided: 183

TOTAL STALLS REQUIRED AFTER REDUCTIONS (REVISED): (189 - 6) = 183
TOTAL CURRENT PARKING STALLS PROVIDED: 183

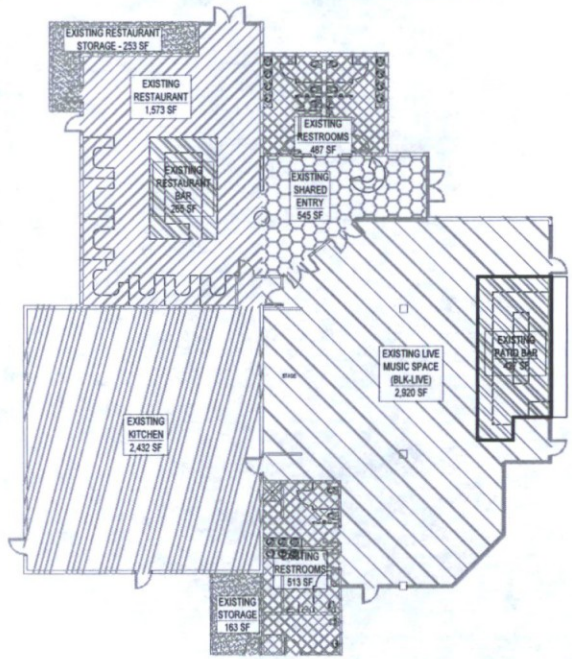

ENLARGED FLOOR PLAN
3/32" = 1'-0"

12-UP-2018
03/12/2019

EXTOLLO DESIGN
2152 E. BELMONT ST.
TEMPE, AZ 85282
480-688-7575

REFERENCE ONLY
NOT FOR CONSTRUCTION

BLK LIVE - USER PERMIT
7301 E. BUTHERUS DRIVE
SCOTTSDALE, AZ 85024

SITE PLAN / REVISED PARKING CALCULATIONS

DRAWN: JTP

JOB NO. 15-001
DATE: 7.3.18
REVISED:
1 USE PERMIT (12-UP-2018/13-UP-2018) CITY COMMENTS 11.30.18 (DELETED)
2 USE PERMIT (12-UP-2018/13-UP-2018) CITY COMMENTS 1.29.19 (RESUB. 3.8.19)

UP 1

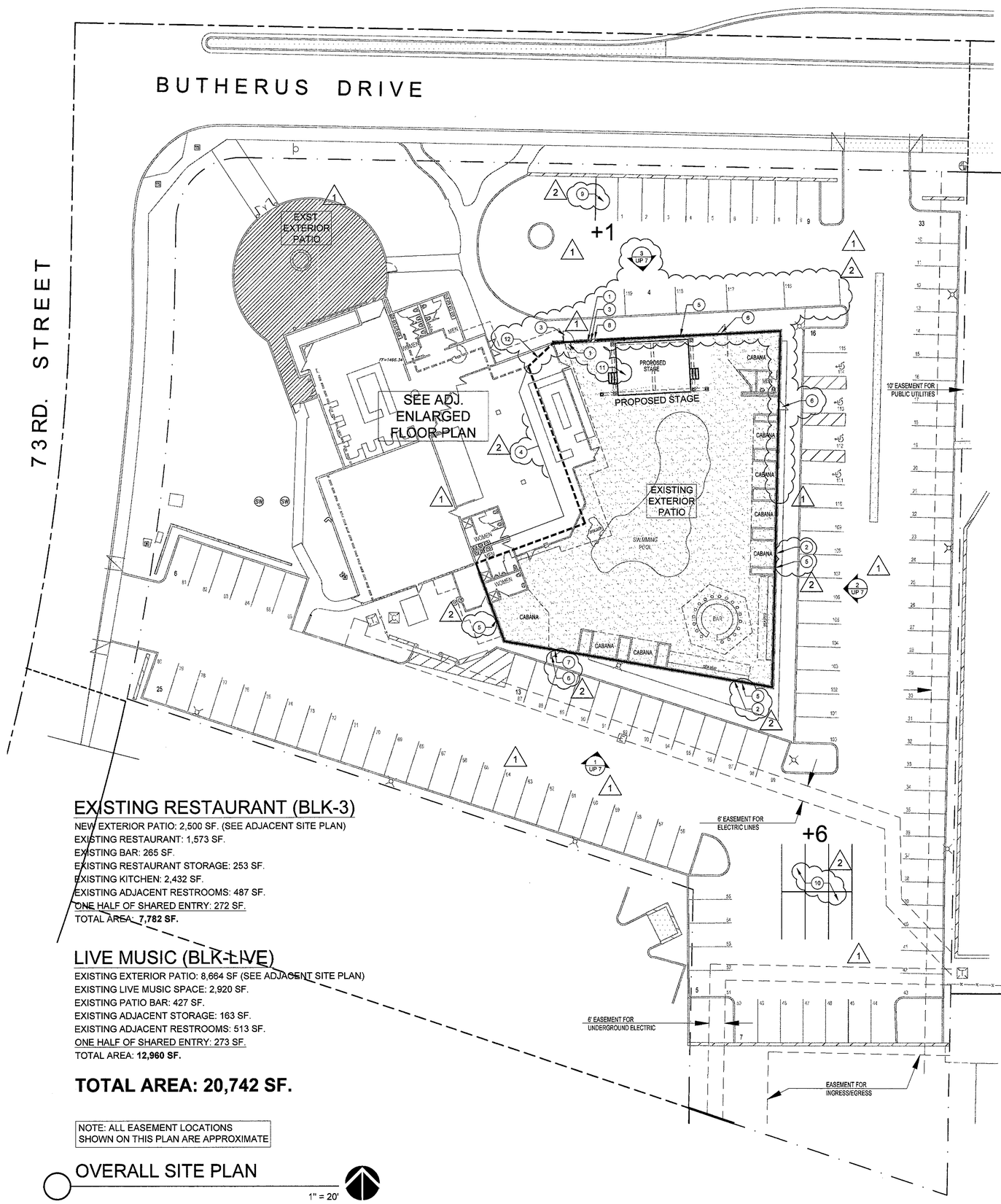

EXISTING RESTAURANT (BLK-3)

NEW EXTERIOR PATIO: 2,500 SF. (SEE ADJACENT SITE PLAN)
EXISTING RESTAURANT: 1,573 SF.
EXISTING BAR: 265 SF.
EXISTING RESTAURANT STORAGE: 253 SF.
EXISTING KITCHEN: 2,432 SF.
EXISTING ADJACENT RESTROOMS: 487 SF.
ONE HALF OF SHARED ENTRY: 272 SF.
TOTAL AREA: **7,782 SF.**

LIVE MUSIC (BLK-LIVE)

EXISTING EXTERIOR PATIO: 8,664 SF (SEE ADJACENT SITE PLAN)
EXISTING LIVE MUSIC SPACE: 2,920 SF.
EXISTING PATIO BAR: 427 SF.
EXISTING ADJACENT STORAGE: 163 SF.
EXISTING ADJACENT RESTROOMS: 513 SF.
ONE HALF OF SHARED ENTRY: 273 SF.
TOTAL AREA: **12,960 SF.**

TOTAL AREA: 20,742 SF.

NOTE: ALL EASEMENT LOCATIONS SHOWN ON THIS PLAN ARE APPROXIMATE

OVERALL SITE PLAN
1" = 20'

SITE PLAN KEYNOTES

1. REMOVE EXISTING WROUGHT IRON FENCING, WROUGHT IRON DOOR, AND DOOR HARDWARE THIS LOCATION.
2. REMOVE EXISTING PERFORATED STEEL MESH PANELS AND INSULATION AT MULTIPLE LOCATIONS AT THIS EXISTING CMU WALL. IN-FILL WALL OPENINGS WITH SOLID FILLED CMU AND STUCCO FINISH TO MATCH AND ALIGN WITH ADJACENT WALLS. SEE ELEVATIONS SHEET UP 7.
3. INSTALL APPROX. 25 LINEAR FEET OF 10'-0"H STUCCO CLAD, SOLID FILLED CMU WALL THIS LOCATION. PROVIDE NEW STRUCTURAL OPENING TO ACCOMMODATE NEW 4'-0"W X 1-3/4"T INSULATED HOLLOW METAL DOOR WITH PANIC HARDWARE/LEVER AND SURFACE MOUNTED CLOSER WITH HOLD OPEN FUNCTION. HEIGHT TO MATCH EXISTING EXIT DOORS.
4. REMOVE EXISTING CORRUGATED SHEET METAL PANELS FROM NOTED SECTIONS OF EXISTING ± 8'-0"H. MECHANICAL SCREEN ON ROOF DIRECTLY ADJACENT TO THE EXTERIOR PATIO. ATTACH RUBBER AND FIBERGLASS ASSEMBLY AS SHOWN IN SECTION 3/UP 7. THICK DASHED LINE INDICATES SCREEN LOCATION.
5. ALL ± 10'-0"H NEW AND EXISTING, SOLID FILLED CMU WALLS SURROUNDING THE EXISTING PATIO TO RECEIVE NEW ± 8'-0"H CONTINUOUS ACOUSTICAL ASSEMBLY ATTACHED DIRECTLY TO THE TOP OF CMU WALLS BELOW. TOTAL HEIGHT APPROX. ± 18'-0". SEE SHEET UP 7 FOR EXTERIOR ELEVATIONS AND SECTION.
6. EXISTING GATE/DOOR TO REMOVED AND REPLACED WITH NEW INSULATED HOLLOW METAL DOOR WITH RUBBER & FIBERGLASS ASSEMBLY ON INTERIOR FACE. EXIT DOORS SHALL BE 3'-0"w MINIMUM AND SHALL HAVE PANIC HARDWARE.
7. REMOVE SMALL SECTION EXISTING STEEL MESH ABOVE SOUTH EXIT DOOR. INSTALL STEEL LINTEL AND IN-FILL WITH STUCCO CLAD SOLID FILLED CMU TO MATCH EXISTING.
8. BREAK IN ACOUSTICAL ASSEMBLY SHOWN HERE IS FOR REFERENCE ONLY TO REVEAL WALL UNDERNEATH. ASSEMBLY TO BE CONTINUOUS AT THIS LOCATION.
9. (1) ADDITIONAL PARKING STALL TO BE ADDED HERE. DIMENSIONS TO MATCH ADJACENT STALLS.
10. BLOCK OF (6) FULL SIZED STANDARD PARKING STALLS TO BE ADDED HERE FOR A GRAND TOTAL OF (7) NEW STALLS ON THE PROJECT SITE.
11. PROPOSED STAGE PER CUP NARRATIVE.
12. EXTEND EXISTING MECHANICAL ROOF SCREEN ASSEMBLY WITH ACOUSTICAL TREATMENTS ± 10'-0" LINEAR FEET THIS LOCATION TO PROVIDE SOUND MITIGATION COVERAGE BETWEEN END OF EXISTING MECHANICAL ROOF SCREEN AND NEW CMU/ACOUSTICAL WALL BELOW.

SHEET INDEX

UP 1 SITE PLAN & REVISED PARKING CALCULATIONS
UP 2 ENLARGED LIGHTING SITE PLAN
UP 3 SITE PHOTO & ELEVATION INFORMATION
UP 4 STAGE PLANS & PHOTOS
UP 5 SITE LIGHTING SPECIFICATIONS & CUT SHEETS
UP 6 LEASED PARKING STALL PLAN
UP 7 SOUND MITIGATION ELEVATIONS & SECTIONS

DR1.0 PHOTOMETRIC ANALYSIS PLAN

REVISED. PARKING CALCS.

Exst. Restaurant + Bar + Kitchen: 1573+265+2438 = 4276 SF / 80 = 53.45 Stalls Req.
Shared Entry: 545 SF / 80 = 6.81
New Patio: 2500 SF - 200 / 200 = 11.5
Restaurant Storage: 253 SF / 800 = 0.31
Live Music Space/ Adj. Bar: 2920 SF + 427 SF / 60 = 55.78
Existing Patio Space: 10,400 SF - 200 - 992 (Landscaping) / 200 = 46.04
Storage: 163 / 800 = 0.20
Restrooms (Bar Side): 487 / 80 = 6.09
Restrooms (Live Music Side) 513 / 60 = 8.55
Subtotal parking stalls required = (188.73) **189 stalls required**

Parking Stall Reduction = A total reduction of (2) parking stalls per existing shower. (3) showers provided = (6) total parking stalls removed from required total.

TOTAL PARKING STALLS PROVIDED:
(Current) Existing of project property: 119
(Current) Leased parking stalls from adj. property (7333 E. Butherus Dr.): 22
(New) Additional stalls on project property as part of re-striping: +7
(New) Leased parking stalls from adj. property (14807 N. 73rd St.): +27
(New) Leased parking stall from adjacent property (14840 N. 74th. St.): +8
Total parking stalls provided: 183

TOTAL STALLS REQUIRED AFTER REDUCTIONS (REVISED): (189 - 6) = 183
TOTAL CURRENT PARKING STALLS PROVIDED: 183

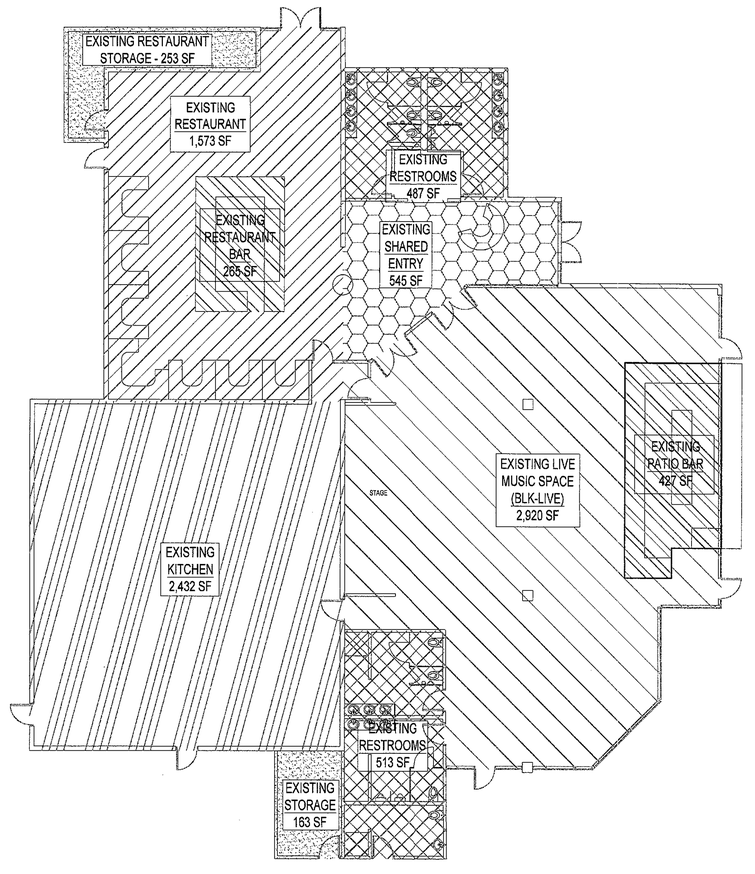

ENLARGED FLOOR PLAN
3/32" = 1'-0"

12-UP-2018
03/12/2019

EXTOLLO DESIGN
2122 E. SESAME ST.
TEMPE, AZ 85283
480-888-6565

REFERENCE ONLY
NOT FOR CONSTRUCTION

BLK LIVE - USER PERMIT
7301 E. BUTHERUS DRIVE
SCOTTSDALE, AZ 85024

SITE PLAN / REVISED PARKING CALCULATIONS

DRAWN: JTP

JOB NO. 15-001
DATE: 7.3.18
REVISED:
2 USE PERMIT (12-UP-2018/13-UP-2018) CITY COMMENTS 11.30.18 (SUB. 1.4.19)
2 USE PERMIT (12-UP-2018/13-UP-2018) CITY COMMENTS 1.29.19 (RESUB. 3.8.19)

UP 1

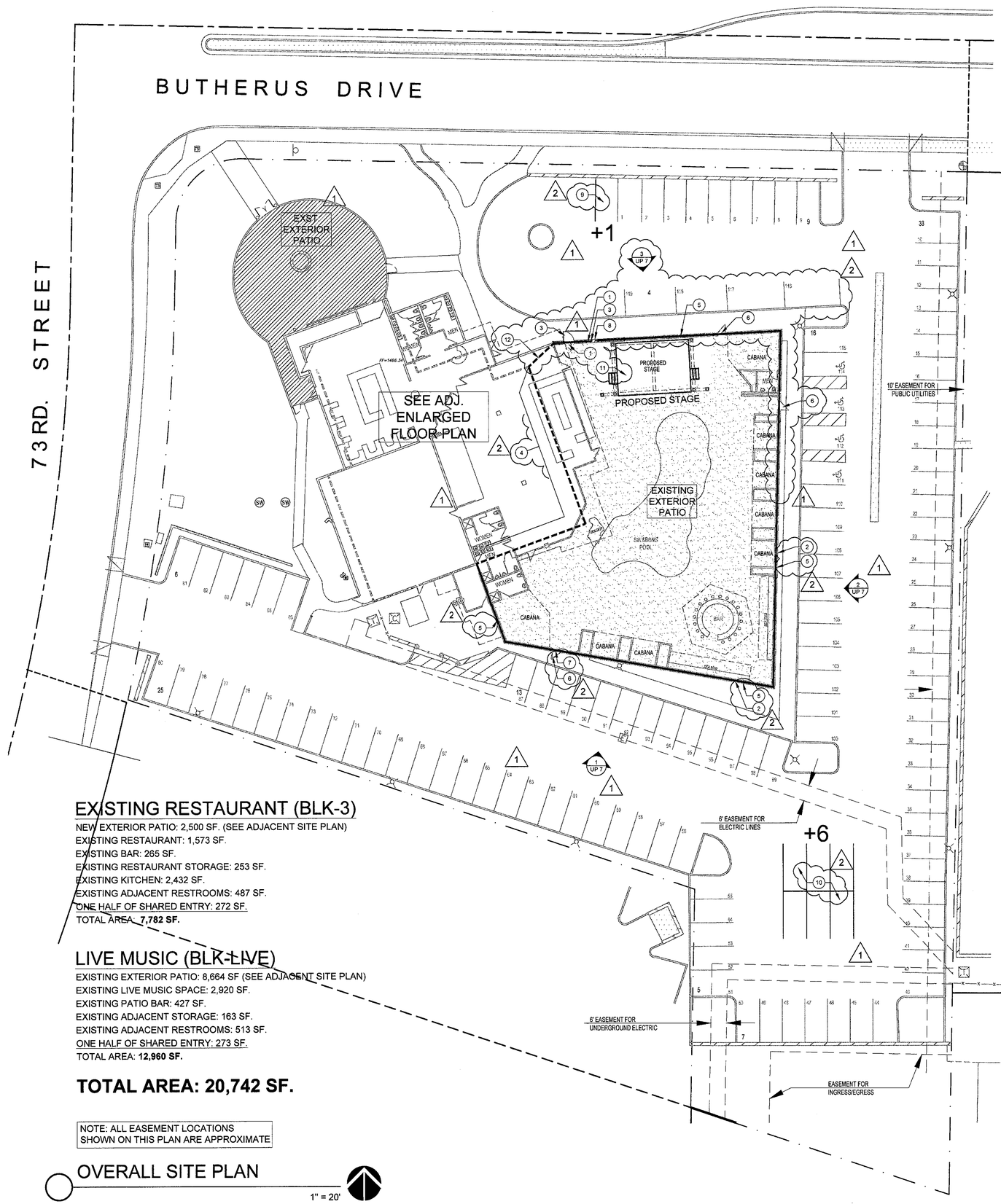

EXISTING RESTAURANT (BLK-3)

NEW EXTERIOR PATIO: 2,500 SF. (SEE ADJACENT SITE PLAN)
EXISTING RESTAURANT: 1,573 SF.
EXISTING BAR: 265 SF.
EXISTING RESTAURANT STORAGE: 253 SF.
EXISTING KITCHEN: 2,432 SF.
EXISTING ADJACENT RESTROOMS: 487 SF.
ONE HALF OF SHARED ENTRY: 272 SF.
TOTAL AREA: **7,782 SF.**

LIVE MUSIC (BLK-LIVE)

EXISTING EXTERIOR PATIO: 8,664 SF (SEE ADJACENT SITE PLAN)
EXISTING LIVE MUSIC SPACE: 2,920 SF.
EXISTING PATIO BAR: 427 SF.
EXISTING ADJACENT STORAGE: 163 SF.
EXISTING ADJACENT RESTROOMS: 513 SF.
ONE HALF OF SHARED ENTRY: 273 SF.
TOTAL AREA: **12,960 SF.**

TOTAL AREA: 20,742 SF.

NOTE: ALL EASEMENT LOCATIONS SHOWN ON THIS PLAN ARE APPROXIMATE

OVERALL SITE PLAN
1" = 20'

SITE PLAN KEYNOTES

1. REMOVE EXISTING WROUGHT IRON FENCING, WROUGHT IRON DOOR, AND DOOR HARDWARE THIS LOCATION.
2. REMOVE EXISTING PERFORATED STEEL MESH PANELS AND INSULATION AT MULTIPLE LOCATIONS AT THIS EXISTING CMU WALL. IN-FILL WALL OPENINGS WITH SOLID FILLED CMU AND STUCCO FINISH TO MATCH AND ALIGN WITH ADJACENT WALLS. SEE ELEVATIONS SHEET UP 7.
3. INSTALL APPROX. 25 LINEAR FEET OF 10'-0"H STUCCO CLAD, SOLID FILLED CMU WALL THIS LOCATION. PROVIDE NEW STRUCTURAL OPENING TO ACCOMMODATE NEW 4'-0"W X 1-3/4"T INSULATED HOLLOW METAL DOOR WITH PANIC HARDWARE/LEVER AND SURFACE MOUNTED CLOSER WITH HOLD OPEN FUNCTION. HEIGHT TO MATCH EXISTING EXIT DOORS.
4. REMOVE EXISTING CORRUGATED SHEET METAL PANELS FROM NOTED SECTIONS OF EXISTING ± 5'-0"H. MECHANICAL SCREEN ON ROOF DIRECTLY ADJACENT TO THE EXTERIOR PATIO. ATTACH RUBBER AND FIBERGLASS ASSEMBLY AS SHOWN IN SECTION 3/UP 7. THICK DASHED LINE INDICATES SCREEN LOCATION.
5. ALL ± 10'-0"H NEW AND EXISTING, SOLID FILLED CMU WALLS SURROUNDING THE EXISTING PATIO TO RECEIVE NEW ± 8'-0"H CONTINUOUS ACOUSTICAL ASSEMBLY ATTACHED DIRECTLY TO THE TOP OF CMU WALLS BELOW. TOTAL HEIGHT APPROX. ± 18'-0". SEE SHEET UP 7 FOR EXTERIOR ELEVATIONS AND SECTION.
6. EXISTING GATE/DOOR TO REMOVED AND REPLACED WITH NEW INSULATED HOLLOW METAL DOOR WITH RUBBER & FIBERGLASS ASSEMBLY ON INTERIOR FACE. EXIT DOORS SHALL BE 3'-0"w MINIMUM AND SHALL HAVE PANIC HARDWARE.
7. REMOVE SMALL SECTION EXISTING STEEL MESH ABOVE SOUTH EXIT DOOR. INSTALL STEEL LINTEL AND IN-FILL WITH STUCCO CLAD SOLID FILLED CMU TO MATCH EXISTING.
8. BREAK IN ACOUSTICAL ASSEMBLY SHOWN HERE IS FOR REFERENCE ONLY TO REVEAL WALL UNDERNEATH. ASSEMBLY TO BE CONTINUOUS AT THIS LOCATION.
9. (1) ADDITIONAL PARKING STALL TO BE ADDED HERE. DIMENSIONS TO MATCH ADJACENT STALLS.
10. BLOCK OF (6) FULL SIZED STANDARD PARKING STALLS TO BE ADDED HERE FOR A GRAND TOTAL OF (7) NEW STALLS ON THE PROJECT SITE.
11. PROPOSED STAGE PER CUP NARRATIVE.
12. EXTEND EXISTING MECHANICAL ROOF SCREEN ASSEMBLY WITH ACOUSTICAL TREATMENTS ± 10'-0" LINEAR FEET THIS LOCATION TO PROVIDE SOUND MITIGATION COVERAGE BETWEEN END OF EXISTING MECHANICAL ROOF SCREEN AND NEW CMU/ACOUSTICAL WALL BELOW.

SHEET INDEX

UP 1 SITE PLAN & REVISED PARKING CALCULATIONS
UP 2 ENLARGED LIGHTING SITE PLAN
UP 3 SITE PHOTO & ELEVATION INFORMATION
UP 4 STAGE PLANS & PHOTOS
UP 5 SITE LIGHTING SPECIFICATIONS & CUT SHEETS
UP 6 LEASED PARKING STALL PLAN
UP 7 SOUND MITIGATION ELEVATIONS & SECTIONS

DR1.0 PHOTOMETRIC ANALYSIS PLAN

REVISED. PARKING CALCS.

Exst. Restaurant + Bar + Kitchen: 1573+265+2438 = 4276 SF / 80 = 53.45 Stalls Req.
Shared Entry: 545 SF / 80 = 6.81
New Patio: 2500 SF - 200 / 200 = 11.5
Restaurant Storage: 253 SF / 800 = 0.31
Live Music Space/ Adj. Bar: 2920 SF + 427 SF / 60 = 55.78
Existing Patio Space: 10,400 SF - 200 - 992 (Landscaping) / 200 = 46.04
Storage: 163 / 800 = 0.20
Restrooms (Bar Side): 487 / 80 = 6.09
Restrooms (Live Music Side) 513 / 60 = 8.55
Subtotal parking stalls required = (188.73) **189 stalls required**

Parking Stall Reduction = A total reduction of (2) parking stalls per existing shower. (3) showers provided = (6) total parking stalls removed from required total.

TOTAL PARKING STALLS PROVIDED:
(Current) Existing of project property: 119
(Current) Leased parking stalls from adj. property (7333 E. Butherus Dr.): 22
(New) Additional stalls on project property as part of re-striping: +7
(New) Leased parking stalls from adj. property (14807 N. 73rd St.): +27
(New) Leased parking stall from adjacent property (14840 N. 74th. St.): +8
Total parking stalls provided: 183

TOTAL STALLS REQUIRED AFTER REDUCTIONS (REVISED): (189 - 6) = 183
TOTAL CURRENT PARKING STALLS PROVIDED: 183

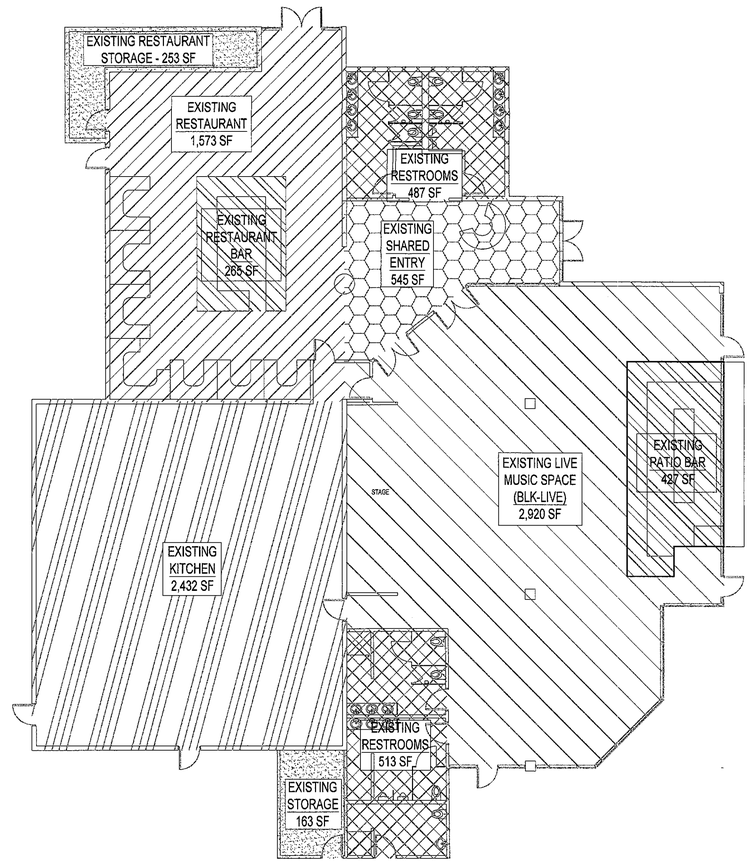

ENLARGED FLOOR PLAN
3/32" = 1'-0"

12-UP-2018
03/12/2019

EXTOLLO DESIGN
2122 E. SESAME ST.
TEMPE, AZ 85283
480-888-6565

REFERENCE ONLY
NOT FOR CONSTRUCTION

BLK LIVE - USER PERMIT
7301 E. BUTHERUS DRIVE
SCOTTSDALE, AZ 85024

SITE PLAN / REVISED PARKING CALCULATIONS

DRAWN: JTP

JOB NO. 15-001
DATE: 7.3.18
REVISED:
1 USE PERMIT (12-UP-2018/13-UP-2018) CITY COMMENTS 11.30.18 (SUB. 1.4.19)
2 USE PERMIT (12-UP-2018/13-UP-2018) CITY COMMENTS 1.29.19 (RESUB. 3.8.

UP 1

Dimensions

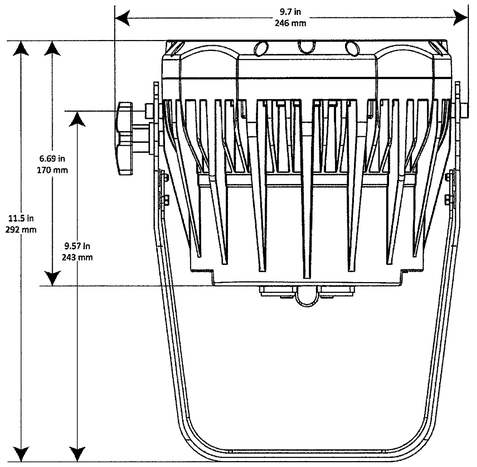

Side View

COLORADO™ 1-TRI TOUR

User Manual

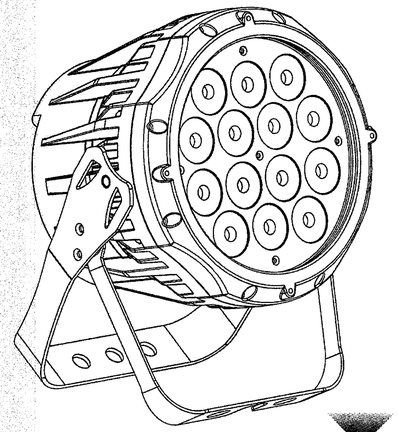

CHAUVET PROFESSIONAL

Technical Specifications

Dimensions and Weight

Length	Width	Height	Weight
8 in (202 mm)	9.7 in (246 mm)	11.5 in (292 mm)	8.8 lb (4 kg)

Note: Dimensions in inches rounded to the nearest decimal digit.

Electrical

Power Supply Type	Range	Voltage Selection
Switching (internal)	100–240 V, 50/60 Hz	Auto-ranging

Parameter	120 V, 60 Hz	230 V, 50 Hz
Consumption	87 W	93 W
Operating current	0.73 A	0.4 A
Power linking	14 products	26 products

Power I/O	U.S./Worldwide	Europe
Power input connector	Neutrik® powerCON® A	Neutrik® powerCON® A
Power output connector	Neutrik® powerCON® B	Neutrik® powerCON® B
Power cord plug	Edison (U.S.)	Local plug

Light Source

Type	Power	Lifespan
LED	3 W	50,000 hours

Color	Quantity	Current
Tri-color	14	350 mA x 3

Photometrics

Parameter	
Illuminance @ 5 m	806 lx
Beam angle	15º
Field angle	28º
Strobe rate	0~20 Hz

Thermal

Max. External Temperature	Cooling System
104 °F (40 °C)	Convection

DMX

I/O Connectors	Connector Type	Channel Range
3- and 5-pin XLR	Sockets	3, 4, 5, 9, 13

Ordering

Product	Item Code	Item Number
COLORado™ 1-Tri Tour	01030097	781462204228

RoHS

UL 1573
CSA C22.2 No. 166
E113093

2. Introduction

Product Description

The COLORado™ 1-Tri Tour is an RGB wash product based on 14 tri-color (RGB) LEDs. It consists of a single pod with a double-bracket mounting yoke. The AC power comes directly into the fixture's housing through a Neutrik® powerCON A socket. The power linking uses a Neutrik® powerCON B socket. The DMX input and output sockets are of the 3-pin and 5-pin XLR type. The COLORado™ 1-Tri Tour uses a display-based control panel for programming functions.

Features

- 3-, 4-, 5-, 9-, or 13-channel tri-color LED wash product
- Operating modes:
  - 3-channel: HSV control
  - 3-channel: RGB control
  - 4-channel: RGB, dimmer
  - 5-channel: RGB, dimmer, strobe
  - 9-channel: RGB, dimmer, macro, strobe, auto/custom, auto speed, dimmer speed
  - 13-channel: RGB, dimmer, strobe, macro, auto/custom, dimmer speed, auto speed
- RGB color mixing with or without DMX control
- IP20-rated

Photography Computers Pro Video Lighting Pro Audio Mobile TVs & Entertainment Camcorders Surveillance Optics Audio-Visual Used

DEPTH OF FIELD Show Specials | Save $1000s on Top-Grade Photo Gear Shop Deals

Free Expedited Shipping* to Phoenix

Home / Lighting & Studio / Light Modifiers / Barndoors, Snoots & Grids / Lighting Snoots / ETC PSF1021

ETC Top Hat for Source 4 Ellipsoidals (Black) B&H # ET400THB • MFR # PSF1021

Special Order
Expected availability: 7-14 business days
Shipping Charges Apply

Reviews 0 Write a review | Q&A

This item is noncancelable and nonreturnable.

$0 AZ Sales Tax Collected on This Item
1 QTY $24.00
Add to Cart
Add to Wish List

True Know-How
Ask Our Experts
Live Chat | 866.264.7509
Request Callback | Email

Email Print

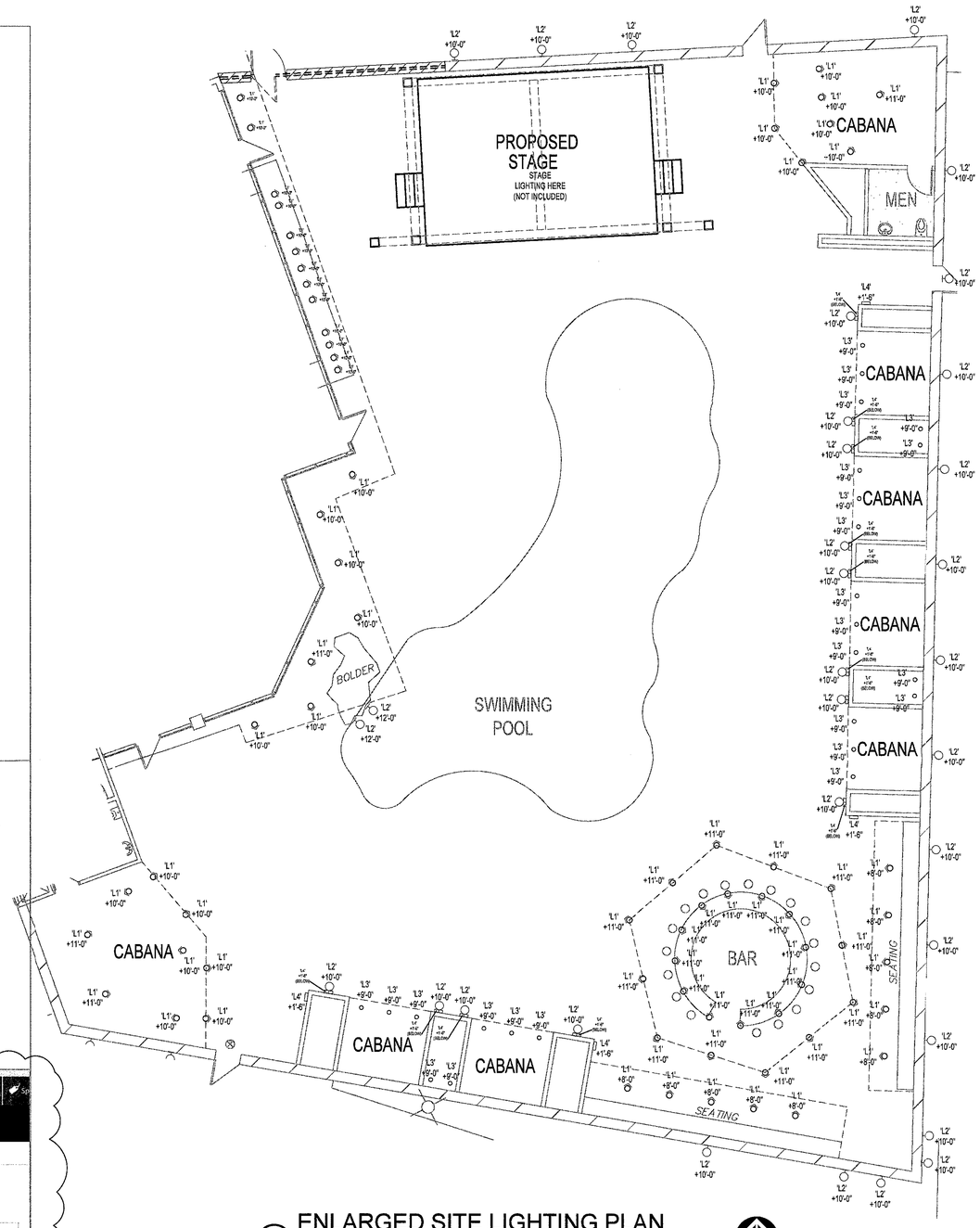

ENLARGED SITE LIGHTING PLAN

1/8" = 1'-0"

ETC PSF1021 Overview

The black **Top Hat** for **ETC** Source 4 Ellipsoidal spotlights acts as a snoot in limiting the spread or flare of the beam emitted from the fixture. The tube length and opening are 5" (12.7cm).

In the Box

ETC Top Hat for Source 4 Ellipsoidals (Black)

Limited 2-Year Warranty

NOTE TO CITY: SEE SHEET (UP 5) FOR LIGHT SPECIFICATIONS. LIGHT SPECIFICATIONS SHOW ON THIS SHEET ARE FOR THE THEATRICAL STAGE LIGHTS ONLY. THESE STAGE LIGHTS ARE NOT INCLUDED ON THE PHOTOMETRIC PLAN.

12-UP-2018
03/12/2019

EXTOLLO DESIGN
2122 E. SESAME ST.
TEMPE, AZ 85283
480-888-6565

REFERENCE ONLY
NOT FOR CONSTRUCTION

BLK USE PERMIT
7301 E. BUTHERUS DRIVE
SCOTTSDALE, AZ 85024

ENLARGED LIGHTING SITE PLAN

DRAWN: JTP

JOB NO. 15-001

DATE: 7.3.18

REVISED: 2
1 USE PERMIT (12-UP-2018/13-UP-2018) CITY COMMENTS 11.30.18 (RESUB. 1.4.19)
2 USE PERMIT (12-UP-2018/13-UP-2018) CITY COMMENTS 1.29.19 (RESUB. 3.8.19)

1

UP 2

± 13'-4"
(T.O. WALL, TYPICAL)

± 9'-4"
(T.O. WALL, TYPICAL)

SOUTH ELEVATION
N.T.S.
3

± 16'-0"
(T.O. MECH. SCREEN)

± 16'-6"
(T.O. STAGE TRUSS)

± 9'-4"
(T.O. WALL, TYPICAL)

NORTH ELEVATION
N.T.S.
1



WEST ELEVATION
N.T.S.
4

± 16'-6"
(T.O. STAGE TRUSS)

± 13'-4"
(T.O. WALL AT CORNER)

± 9'-4"
(T.O. WALL , TYPICAL)

EAST ELEVATION
N.T.S.
2

12-UP-2018
03/12/2019

EXTOLLO
DESIGN
2122 E. SESAME ST.
TEMPE, AZ 85283
480-888-6565

REFERENCE ONLY
NOT FOR CONSTRUCTION

BLK LIVE - USER PERMIT
7301 E. BUTHERUS DRIVE
SCOTTSDALE, AZ 85024

2

SITE PHOTOS / ELEVATION INFO.

DRAWN: JTP

JOB NO. 15-001

DATE: 7.3.18

REVISED:

2
1 USE PERMIT (12-UP-2018/13-UP-2018)
CITY COMMENTS 11.30.18 (SUB. 1.4.19)
2 USE PERMIT (12-UP-2018/13-UP-2018)
CITY COMMENTS 1.29.19 (RESUB. 3.8.19)

1

UP 3

STAGE PHOTO #1
(LOOKING NORTHWEST) 4
N.T.S.



± 16'-6"
(T.O. STAGE TRUSS)

± 9'-4"
(T.O. WALL BEYOND, TYP.)

± 3'-2"
(T.O. STAGE)

STAGE PHOTO #1
(LOOKING NORTH) 5
N.T.S.

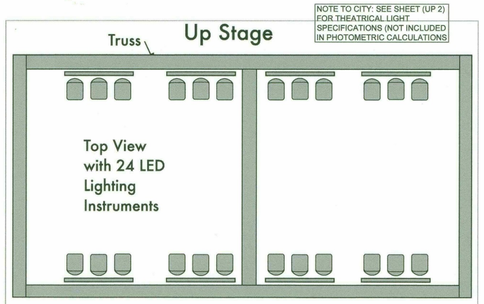

Note: All lights are mounted above the stage and aimed onto the stage deck where the artists perform. There are 24 total LED instruments; 12 upstage and 12 down stage.

ENLARGED STAGE
CEILING PLAN (PROPOSED) 2
N.T.S.

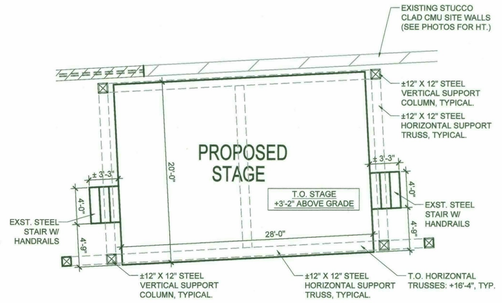

ENLARGED STAGE
FLOOR PLAN (PROPOSED) 1
1/8" = 1'-0"

STAGE PHOTO #1
(LOOKING WEST) 3
N.T.S.

12-UP-2018
03/12/2019

EXTOLLO DESIGN
2122 E. SESAME ST.
TEMPE, AZ 85283
480-888-6565

REFERENCE ONLY
NOT FOR CONSTRUCTION

BLK LIVE - USER PERMIT
7301 E. BUTHERUS DRIVE
SCOTTSDALE, AZ 85024

STAGE PLANS & PHOTOS

DRAWN: JTP

JOB NO. 15-001
DATE: 7.3.18
REVISED:
2
1 USE PERMIT (12-UP-2018/13-UP-2018) CITY COMMENTS 11.30.18 (SUB. 1.4.19)
2 USE PERMIT (12-UP-2018/13-UP-2018) CITY COMMENTS 1.29.19 (RESUB. 3.8.19)

1

UP 4

L2

LED FLOOD LIGHTS PLT



FEATURES

- Easy Installation & Low Maintenance
- IP65
- Three Years Warranty
- Includes a 24-key wireless controller with 16 dimmable color options
- Can control multiple fixtures with a single RF remote

SKU#	Halogen Equal	Color	Wattage	Voltage	Life Hours	Warranty
LEDF-FL010AWRGBS02	50W	RGBW	10W	120-277	35000	3 years

ADDITIONAL PHOTOS



L2

LED FLOOD LIGHTS PLT

FEATURES

- Easy Installation & Low Maintenance
- Linear Design

TYPICAL APPLICATIONS

- Gardens, Landscape Lighting
- Office Buildings, Billboards, etc.

WARRANTY

WARRANTY 3 Years

SPECIFICATIONS

PERFORMANCE
50W Halogen Equal
10W Power Consumption
RGBW Color
≥70 CRI
120-277 VAC Input Voltage
0.95 minimum Power Factor

ENVIROMENTAL
IP65 IP Rating

PHYSICAL
Dimensions (5.3 x 2.4 x 7.67 in)
Weight 1.65 lbs
Ceiling/Wall/Pedastal/ Mounting Options
Fixture Material Die-Cast Aluminum

LUMEN OUTPUT FOR WHITE ONLY

Model	Color	LED Type	LED Qty	White(7000-6500K) lm(±10%)	Power(w) (±10%)	Voltage Frequency	Beam (angle°)	CRI	PF
FL-010-AW-RGBW-S	RGBW	COB	1pcs	340	10	AC100-277V 50/60Hz	120°	>70	≥0.9
FL-020-AW-RGBW-S	RGBW		1pcs	780	20		120°	>70	≥0.9
FL-030-AW-RGBW-S	RGBW		1pcs	1190	30		120°	>70	≥0.9
FL-050-AW-RGBW-S	RGBW		1pcs	2012	50		120°	>70	≥0.9

L3

ELCO Lighting

Project name:
Fixture type:
Date:

4" Adjustable Reflector Trim

4" adjustable reflector trim. For use with MR16 lamps with GU5.3, GU10, or PSA37.

Features

- Reflector, 25° tilt.
- Lamp: MR16 with GU5.3, GU10, and PSA37.
- O.D.: 4 3/4"

Specifications

Technical Details

Construction: Meticulously manufactured trim with a powder coated or anodized finish.

Installation: Clips securely mount trim into the housing and keeps ring flush with ceiling.

Compatible Housings:

- 4" Dedicated LED with PSA37: EL49FICA, EL490ICA, EL490RICA, EL492ICA, EL492RICA.
- 4" LED Bi-Pin Low Voltage MR16 Housings with LED MR16 Bi-Pin GU5.3 Lamp: EL1499LDICA, EL1499LDICEA, EL1499LDRICA, EL1499LDRICEA.
- 4" Bi-Pin Low Voltage MR16 Housings with MR16 Bi-Pin GU5.3 Lamp: EL1499ICA, EL1499ICA-277, EL1499ICEA, EL1499ICA-L, EL1499IC20A, EL1499IC35A, EL1499A, EL1499EA, EL1499-277A, EL1499-20A, EL1499-75A, EL1499RA, EL1499REA, EL1499AICEA, EL1499R-75A.
- 4" LED MR16 GU10 Housings for Use with GU10 LED Lamp: EL49FICA-GU10, EL49LDICA. EL49LDICA-7, EL49LDICA5, EL49LDRICA
- 4" MR16 GU10 Housings for use with GU10 MR16 Lamp: EL49FICA-GU10, EL49ICA, EL49A, EL49RA

Lamp: Compatible with Medium base (E26) PAR type.

Options

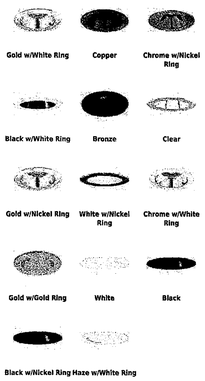

Product Numbers

Item	Finish
EL1421BZ	Bronze
EL1421C	Chrome w/White Ring
EL1421G	Gold w/White Ring
EL1421B	Black w/White Ring
EL1421W	White
EL1421BB	Black
EL1421CC	Clear

© ELCO Lighting 2018. All rights reserved • Rev. 21 Sep 2018 • ELCO Lighting reserves the right to make specification and design changes without notice.

2

L2-SHIELD

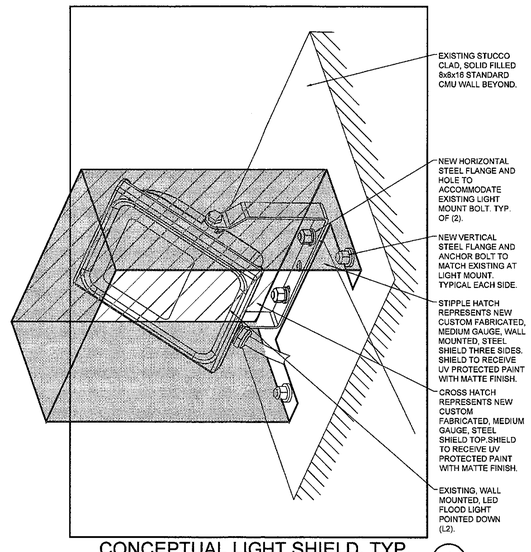

CONCEPTUAL LIGHT SHIELD, TYP.
N.T.S.

1

L1

Lightology

CUL16 Halogen Landscape Bullyte with Mounting Stake

Description:
CUL16 Halogen Bullyte with Mounting Stake features a fully adjustable natural brass swivel arm and brass locknut and fully rotatable shroud in deep-drawn solid copper. Finish in Natural Copper is bright polished, untreated copper which will age naturally to a fine dark copper patina. Includes 1.4 inch diameter x 9.5 inch length S7 PVC mounting stake. Fixture features integral .5 inch NPS fitter. Includes 12 volt, 20 watt GU5.3 MR16 halogen lamp. 35 watt maximum wattage. Pre-wired with 3 foot pigtail of 18-2 AWG wire. Includes low voltage quick connector LVC3 for easy hook up to the low voltage supply cable, sold separately. 2.1 inch diameter x 7.2 inch length. ETL listed for wet locations. 5 year limited warranty. Required low voltage transformer and optional mounting accessories sold separately.

Shown in: Copper

List Price: $177.65
Our Price: $106.59

Shade Color: N/A
Body Finish: Copper
Lamp: 1 x MR16/GU5.3 (bipin)/20W/12V Halogen
1 x MR16/GU5.3 (bipin)/12V LED
Wattage: 20W
Dimmer: Dimmable
Dimensions: 7.2"L x 2.1"W

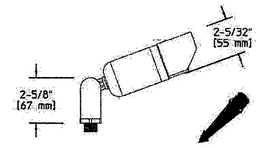

Product Number: **HAD119338**			
Company:		Fixture Type:	Date: Nov 28, 2018
Project:		Approved By:	

#08108L-COPPERB-002H1-CLNC

Lightology
Address: 1718 W. Fullerton Ave. Chicago IL 60614
Phone: 866-954-4489 Fax: (773) 883-6131
www.Lightology.com

11/28/2018 LouieLighting Cutsheet

L4

LOUIE LIGHTING

RRCBL1-O - Mini Round Steplyte by Hadco Lighting

Specs

Width/Diameter (in):	4"
Standard Wattage:	300W
Bulb Type:	MR16
Low Voltage:	Yes

Style and Option 1

Style:	White
Item #:	RRCBL1-B
Price:	$216.06

NOTE TO CITY: LIGHT SPECIFICATIONS SHOW ON THIS SHEET REPRESENT THOSE EXISTING ON THE SITE NOW. I.E.S. FILES FOR THESE LIGHT DO NOT EXIST. THEREFORE ALL PHOTOMETRIC DATA USED IN THE RE-SUBMITTAL ARE BASED ON EQUIVALENT LIGHTS WITH I.E.S. FILES FOUND BY OUR ELECTRICAL ENGINEER. SEE PHOTOMETRIC PLAN.

12-UP-2018
03/12/2019

https://www.louielighting.com/Resp.ProductSheet.aspx?pId=62950 1/1

EXTOLLO DESIGN
2122 E. SESAME ST.
TEMPE, AZ 85283
480-868-6565

REFERENCE ONLY
NOT FOR CONSTRUCTION

BLK LIVE - USER PERMIT
7301 E. BUTHERUS DRIVE
SCOTTSDALE, AZ 85024

2

SITE LIGHTING SPECIFICATIONS / CUT SHEETS

DRAWN: JTP

JOB NO. 15-001
DATE: 7.3.18
REVISED: 2

1 USE PERMIT (12-UP-2018/13-UP-2018) CITY COMMENTS 11.30.18 (SUB_1.4.19)
2 USE PERMIT (12-UP-2018/13-UP-2018) CITY COMMENTS 1.29.19 (RESUB. 3.6.19)

1

UP 5

THIS PROJECT
7301 E BUTHERUS DR.
EXISTING STALLS: 119 (EXST) + 7 (NEW)
*SEE REVISED PARKING CALCULATIONS SHEET (UP 1).



7301 E. BUTHERUS DR.
LEASED STALLS: 22
*SEE REVISED PARKING CALCULATIONS SHEET (UP 1).

14840 N. 74TH ST.
LEASED STALLS: 8
*SEE REVISED PARKING CALCULATIONS SHEET (UP 1).

14807 N. 73rd St.
LEASED STALLS: 27
*SEE REVISED PARKING CALCULATIONS SHEET (UP 1).

LEASED PARKING STALL LOCATION PLAN
N.T.S.

EXTOLLO DESIGN
2122 E. SESAME ST.
TEMPE, AZ 85283
480-888-6565

REFERENCE ONLY
NOT FOR CONSTRUCTION

BLK LIVE - USER PERMIT
7301 E. BUTHERUS DRIVE
SCOTTSDALE, AZ 85024

LEASED PARKING STALL LOCATION PLAN

DRAWN: JTP

JOB NO. 15-001
DATE: 7.3.18
REVISED:
2 USE PERMIT (12-UP-2018/13-UP-2018) CITY COMMENTS 1.29.19 (RESUB. 3.8.19)
1 USE PERMIT (12-UP-2018/13-UP-2018) CITY COMMENTS 11.30.18 (SUB. 1.4.19)

UP 6

12-UP-2018
03/12/2019

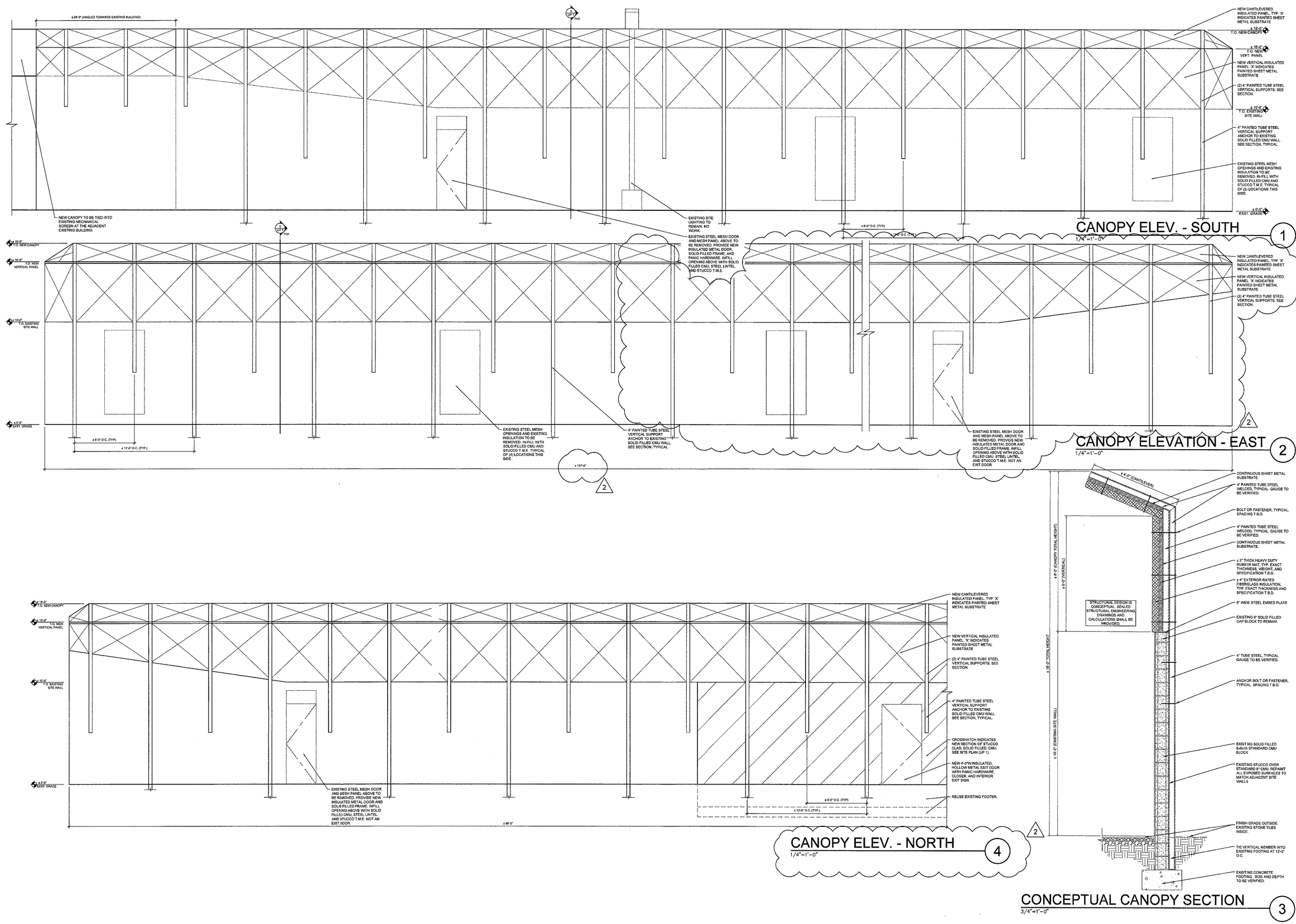

EXTOLLO DESIGN
2122 E. SESAME ST.
TEMPE, AZ 85283
480-888-6565

REFERENCE ONLY
NOT FOR CONSTRUCTION

BLK LIVE - USER PERMIT
7301 E. BUTHERUS DRIVE
SCOTTSDALE, AZ 85024

SOUND MITIGATION ELEVATIONS/SECTIONS

DRAWN: JTP

JOB NO. 15-001

DATE: 7.3.18

REVISED:
2 USE PERMIT (12-UP-2018/13-UP-2018) CITY COMMENTS 11.30.18 (SUB. 1.4.19)
1 USE PERMIT (12-UP-2018/13-UP-2018) CITY COMMENTS 1.29.19 (RESUB. 3.8.19)

UP 7
12-UP-2018
03/12/2019

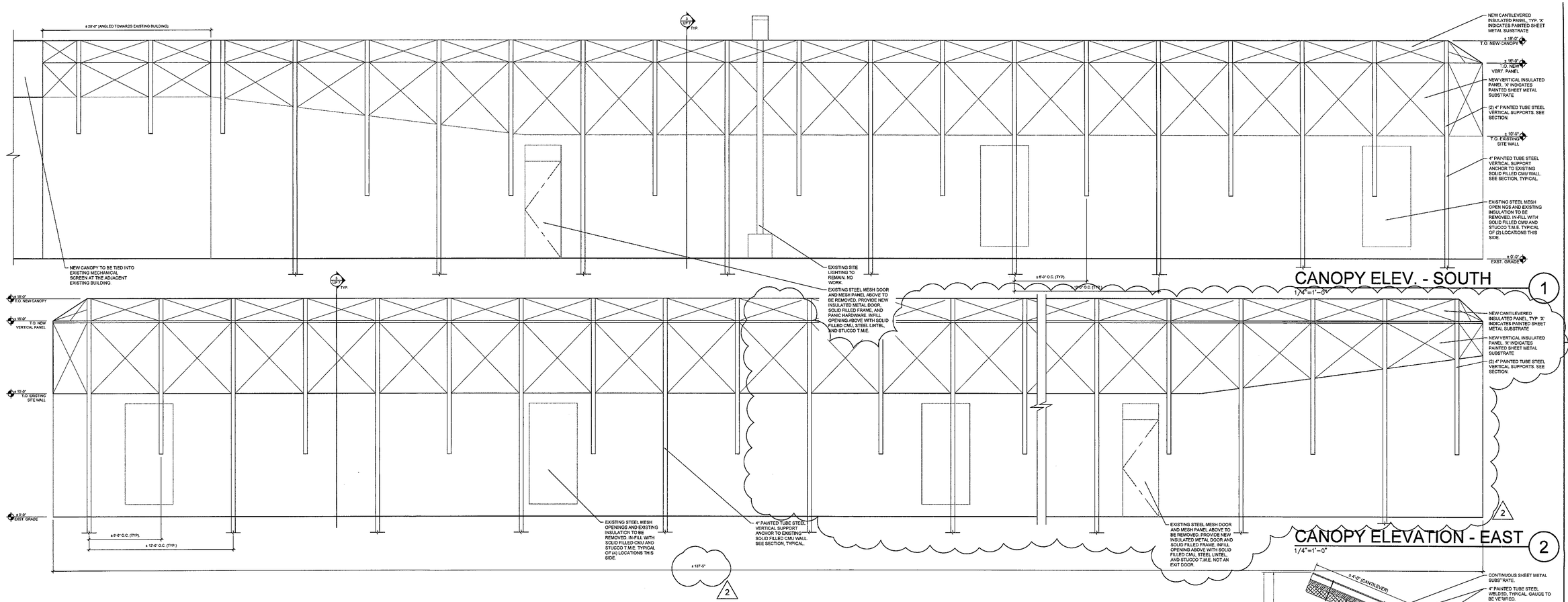

EXTOLLO DESIGN
2122 E. SESAME ST.
TEMPE, AZ 85283
480-888-6565

REFERENCE ONLY
NOT FOR CONSTRUCTION

BLK LIVE - USER PERMIT

7301 E. BUTHERUS DRIVE
SCOTTSDALE, AZ 85024

SOUND MITIGATION ELEVATIONS/SECTIONS

DRAWN: JTP

JOB NO. 15-001

DATE: 7.3.18

REVISED:

1 USE PERMIT (12-UP-2018/13-UP-2018) CITY COMMENTS 11.30.18 (SUB. 1.4.19)

2 USE PERMIT (12-UP-2018/13-UP-2018) CITY COMMENTS 1.29.19 (RESUB. 3.8.19)

UP 7

12-UP-2018
03/12/2019

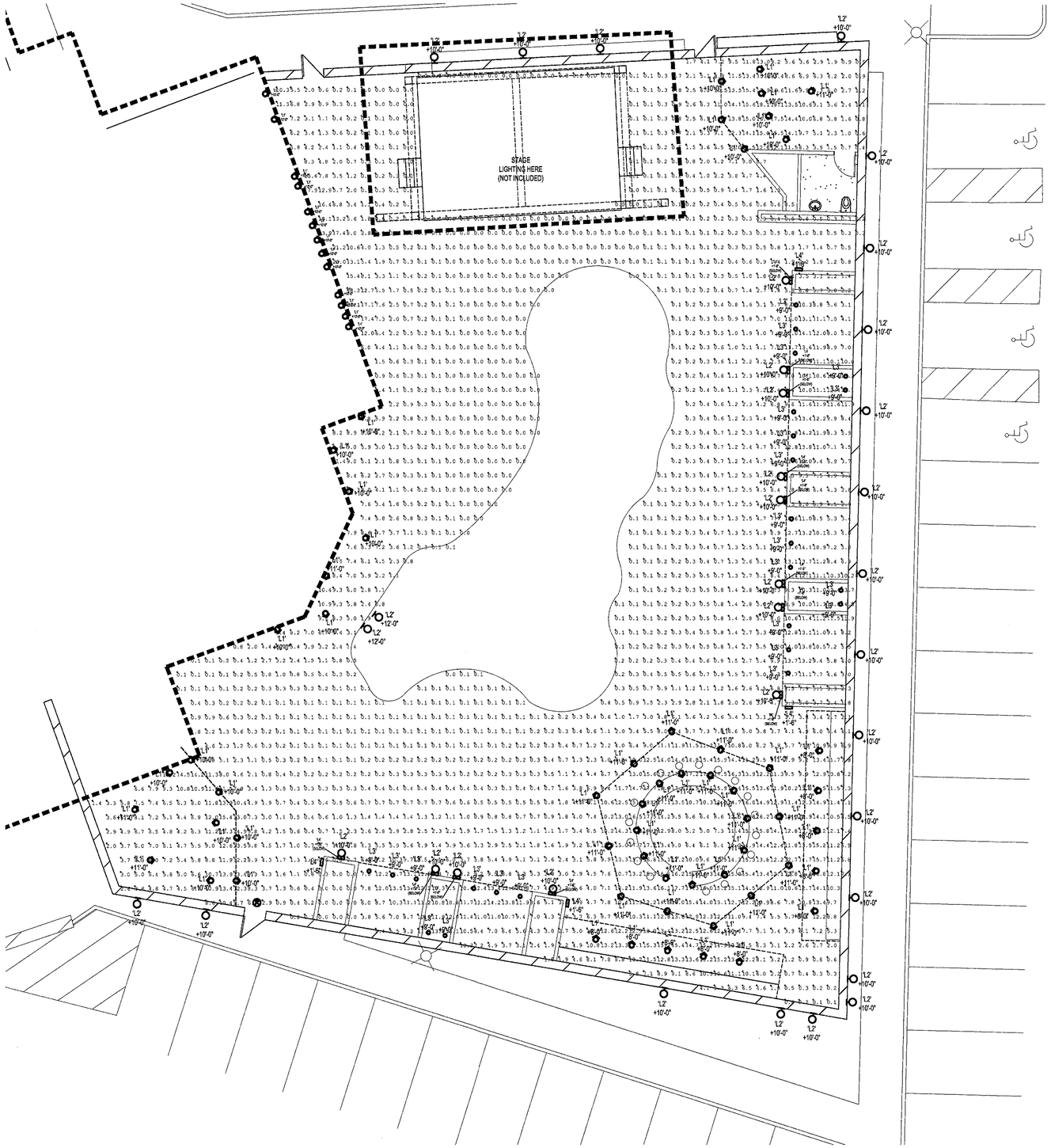

ELECTRICAL SITE PLAN

1/8" = 1'-0"

Luminaire Schedule								
Symbol	Qty	Label	Arrangement	LLF	Description	Tag	Lum. Lumens	Lum. Watts	[MANUFAC]
⊙	71	L1	SINGLE	0.900	NS-LED-e66-WFL-12, AR-LED-TR-e66-WFL-12, AR-LED-RM-e66-WFL-12, DS-LED-e66-WFL-12	VARIES	462	6.8	B-K LIGHTING, INC.
⊙	24	L3	SINGLE	0.900	SE-350_006_MR16_7W_40_570lm_3	VARIES	625	6.5	90+ LIGHTING
⊡	16	L4	SINGLE	0.900	CD-SS-LED-e66-A	VARIES	31	6.37	B-K LIGHTING, INC.

Calculation Summary							
Label	CalcType	Units	Avg	Max	Min	Avg/Min	Max/Min
Patio_Planar	Illuminance	Fc	4.51	23.9	0.0	N.A.	N.A.

PRELIMINARY
NOT FOR CONSTRUCTION

Project Contact/Designer: MINDY ADLER
Project # 18472
HAWKINS DESIGN GROUP INC.
ELECTRICAL CONSULTING ENGINEERS
2152 SOUTH VINEYARD AVE, SUITE 107
MESA, ARIZONA 85210
PH. 480.813.9000 FAX. 480.813.9001
EMAIL email@hawkinsdg.com

All concepts, designs and data indicated on these drawings are the sole property of the Hawkins Design Group Inc., and shall not be used for any other purpose other than originally intended without written permission of the engineer.

EXTOLLO DESIGN
2122 E. SESAME ST.
TEMPE, AZ 85283
480-888-6565

PRELIMINARY NOT FOR CONSTRUCTION
Expires: XX/XX/XX

BLK PATIO ADDITION

7301 E. BUTHERUS DRIVE
SCOTTSDALE, AZ 85024

ELECTRICAL SITE PLAN

DRAWN: MA

JOB NO. 15-001

DATE: 7.3.18

REVISED:

1 USE PERMIT (12-UP-2018/13-UP-2018) CITY COMMENTS 10.31.18

12-UP-2018
03/12/2019

DR1.0

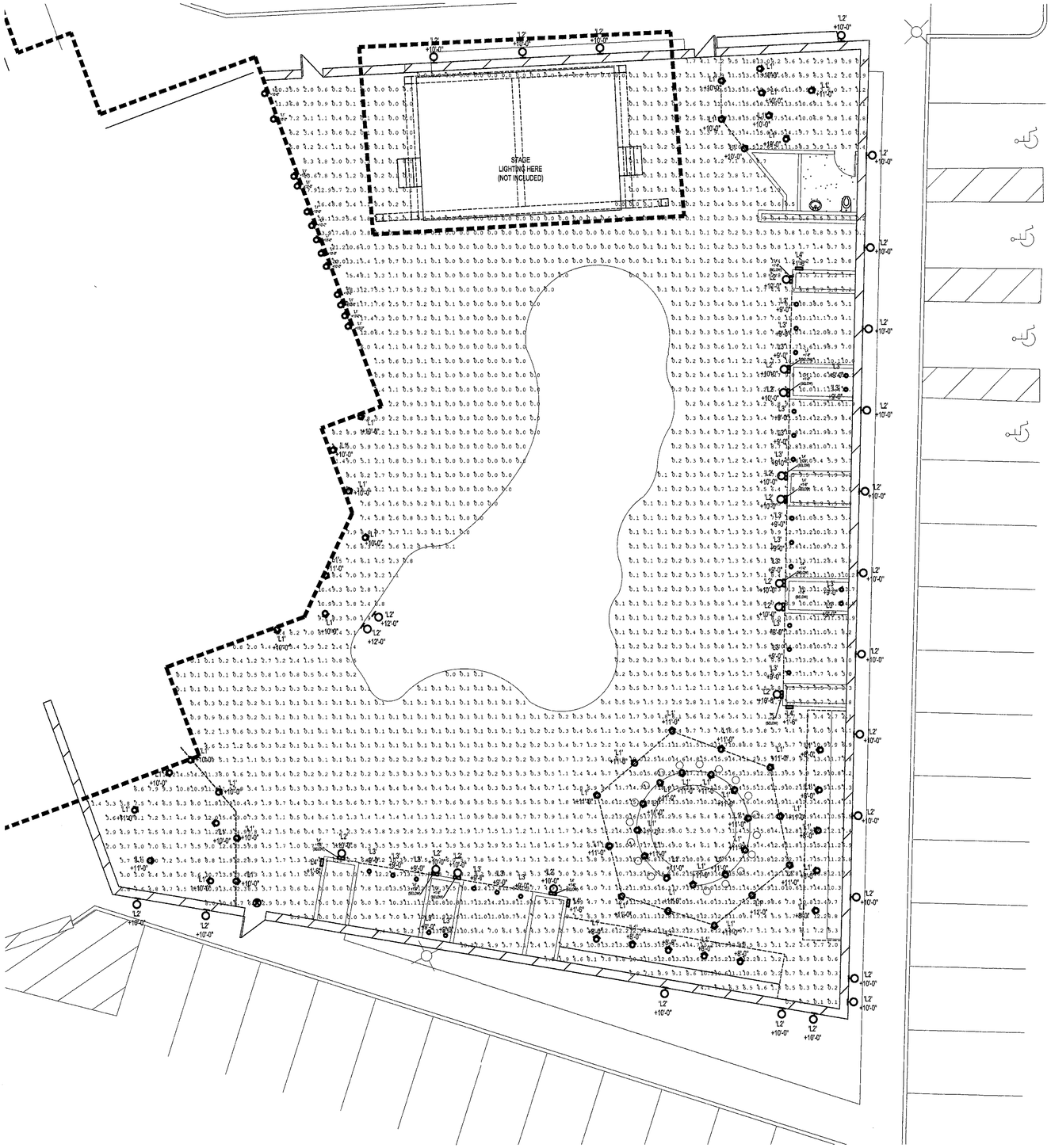

ELECTRICAL SITE PLAN

1/8" = 1'-0"

Luminaire Schedule								
Symbol	Qty	Label	Arrangement	LLF	Description	Tag	Lum. Lumens	Lum. Watts	[MANUFAC]
⊙	71	L1	SINGLE	0.900	NS-LED-e66-WFL-12, AR-LED-TR-e66-WFL-12, AR-LED-RM-e66-WFL-12, DS-LED-e66-WFL-12	VARIES	462	6.8	B-K LIGHTING, INC.
⊙	24	L3	SINGLE	0.900	SE-350_006_MR16_7W_40_570lm_3	VARIES	625	6.5	90+ LIGHTING
⊡	16	L4	SINGLE	0.900	CD-SS-LED-e66-A	VARIES	31	6.37	B-K LIGHTING, INC.

Calculation Summary							
Label	CalcType	Units	Avg	Max	Min	Avg/Min	Max/Min
Patio Planar	Illuminance	Fc	4.51	23.9	0.0	N.A.	N.A.

PRELIMINARY
NOT FOR CONSTRUCTION

Project Contact/Designer: MINDY ADLER
Project # 18472
HAWKINS DESIGN GROUP INC.
ELECTRICAL CONSULTING ENGINEERS
2152 SOUTH VINEYARD AVE, SUITE 107
MESA, ARIZONA 85210
PH. 480.813.9000 FAX. 480.813.9001
EMAIL. email@hawkinsdg.com

All concepts, designs and data indicated on these drawings are the sole property of the Hawkins Design Group Inc., and shall not be used for any other purposes other than originally intended without written permission of the engineer.

EXTOLLO DESIGN
2122 E. SESAME ST.
TEMPE, AZ 85283
480-888-6565

PRELIMINARY NOT FOR CONSTRUCTION
Expires: XX/XX/XX

BLK PATIO ADDITION

7301 E. BUTHERUS DRIVE
SCOTTSDALE, AZ 85024

ELECTRICAL SITE PLAN

DRAWN: MA

JOB NO. 15-001

DATE: 7.3.18

REVISED:

1 USE PERMIT (12-UP-2018/13-UP-2018) CITY COMMENTS 10.31.18

12-UP-2018
03/12/2019

DR1.0

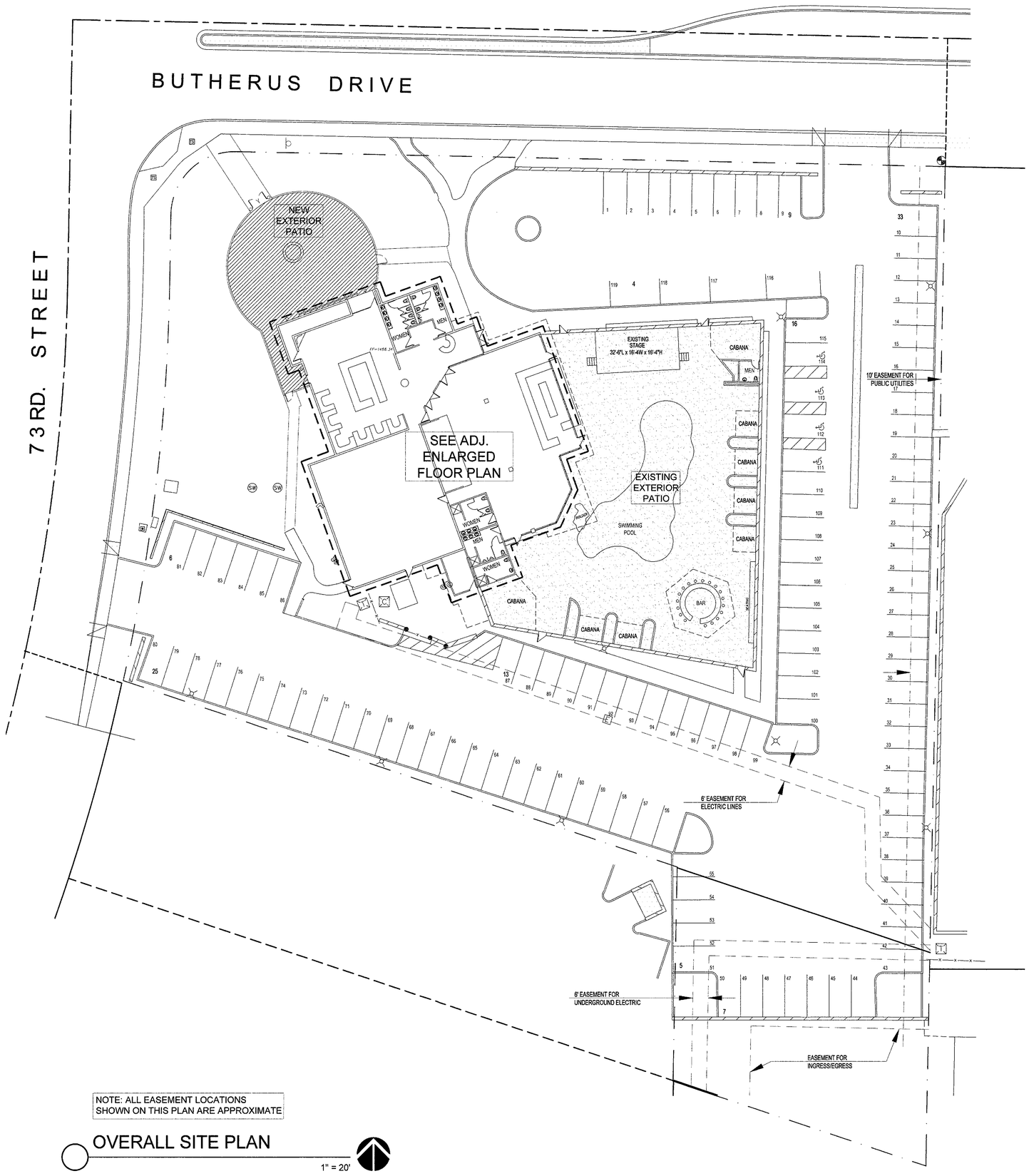

NOTE: ALL EASEMENT LOCATIONS SHOWN ON THIS PLAN ARE APPROXIMATE

OVERALL SITE PLAN

1" = 20'

EXISTING RESTAURANT (BLK-3)

NEW EXTERIOR PATIO: 2,500 SF. (SEE ADJACENT SITE PLAN)
EXISTING RESTAURANT: 1,573 SF.
EXISTING BAR: 265 SF.
EXISTING RESTAURANT STORAGE: 253 SF.
EXISTING KITCHEN: 2,432 SF.
EXISTING ADJACENT RESTROOMS: 487 SF.
ONE HALF OF SHARED ENTRY: 272 SF.
TOTAL AREA: **7,782 SF.**

LIVE MUSIC (BLK-LIVE)

EXISTING EXTERIOR PATIO: 8,664 SF (SEE ADJACENT SITE PLAN)
EXISTING LIVE MUSIC SPACE: 2,920 SF.
EXISTING PATIO BAR: 427 SF.
EXISTING ADJACENT STORAGE: 163 SF.
EXISTING ADJACENT RESTROOMS: 513 SF.
ONE HALF OF SHARED ENTRY: 273 SF.
TOTAL AREA: **12,960 SF.**

TOTAL AREA: 20,742 SF.

BAR GFA: 5,282 SF/60 = 88.03
PATIO 2500 - 200 = 2300/200 = 11.5
LE GFA: 4,296 SF/60 = 71.6
PATIO: 8,664 - 200 = 8464/200 = 42.32

213.45
- 6 sp (HANDICAP)
208 sp.

CODE INFORMATION

APN:	215-56-024B
ADDRESS:	7301 E. BUTHERUS DR. SCOTTSDALE, AZ 85024
ZONING:	C-2 (NO CHANGE)
SITE AREA:	84,158 S.F.
FLOOR AREA RATIO (0.8):	67,326 SF REQUIRED (NO CHANGE) 9,570 SF PROVIDED (NO CHANGE TO BUILDING)
OPEN SPACE AREA (0.1):	8,426 SF REQUIRED 12,301 SF PROVIDED
MAXIMUM HEIGHT:	36' FEET (MAXIMUM ALLOWED) 15' FEET EXISTING (NO CHANGE)
SETBACKS:	FRONT REQ.: 50% OF OPEN SPACE OR 4,713 SF FRONT PROV. : 8,438 SF (BUTHERUS), 3,883 SF (73RD ST.) SIDE: N/A REAR: N/A
NUMBER OF STORIES:	1
AGE OF BUILDING:	BUILT IN 1980

PARKING CALCULATIONS

EXST. RESTAURANT + KITCHEN = 1638+2438= 4276 SQFT /120 = 35.63 STALLS REQ.
SHARED ENTRY = 545 SQFT / 120 = 4.54
NEW PATIO = 2500 SQFT – 1000 / 350 = 4.28
STORAGE = 253 SQFT / 800 = 0.31
MUSIC SPACE 3347 SQFT / 60 = 55.78
EXISTING PATIO SPACE = 10400 SQFT – 200 – 992 FOR LANDSCAPING / 200= 48.04
STORAGE = 163 / 800 = 0.20
SUBTOTAL PARKING STALLS REQUIRED = 148.78 OR 147 STALLS REQUIRED

PARKING STALL REDUCTION = A TOTAL REDUCTION OF (2) PARKING STALLS PER EXISTING SHOWER. (3) EXISTING SHOWERS PROVIDED / (6) TOTAL PARKING STALLS REMOVED FROM REQUIRED TOTAL
TOTAL STALLS REMOVED FROM REQUIRED SUBTOTAL: 6

2 TOTAL PARKING STALLS PROVIDED: 1
EXISTING ON PROJECT PROPERTY: 119
LEASED PARKING STALLS FROM ADJACENT PROPERTY: 22
TOTAL PARKING STALLS PROVIDED: 141

TOTAL STALLS REQUIRED AFTER REDUCTIONS: 141
TOTAL STALLS BEING PROVIDED: 141

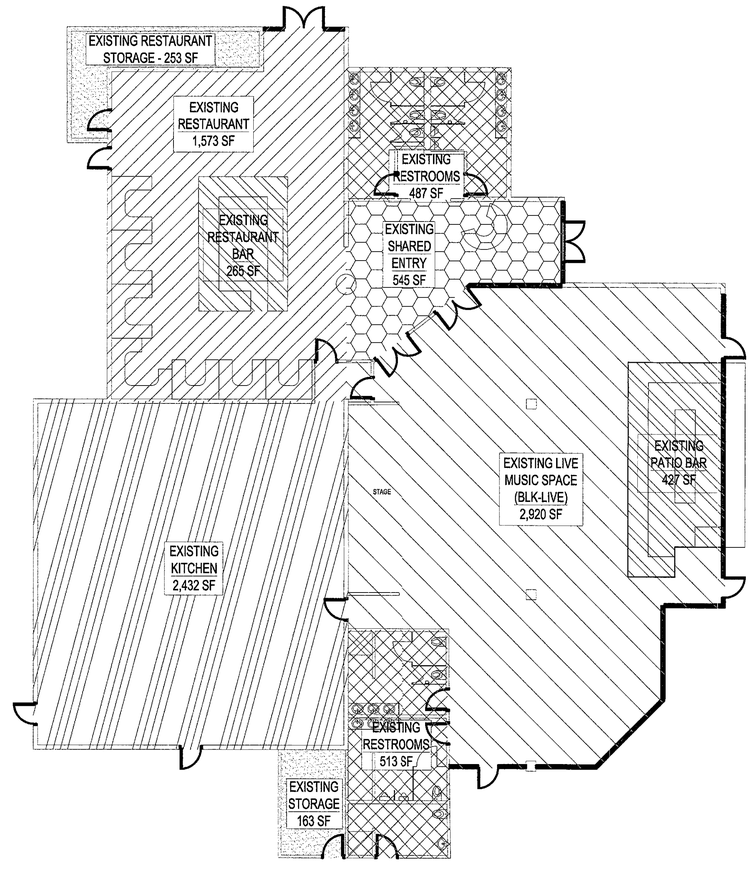

ENLARGED FLOOR PLAN

3/32" = 1'-0"

12-UP-2018
07/20/18

EXTOLLO DESIGN
2122 E. SESAME ST.
TEMPE, AZ 85283
480-888-6565

REFERENCE ONLY
NOT FOR CONSTRUCTION

BLK PATIO ADDITION

7301 E. BUTHERUS DRIVE
SCOTTSDALE, AZ 85024

FLOOR PLAN WORKSHEETS

DRAWN: JTP

JOB NO. 15-001
DATE: 7.3.18
REVISED:

FLOOR PLAN WORKSHEETS

BLK PATIO ADDITION

7301 E. BUTHERUS DRIVE
SCOTTSDALE, AZ 85024

GENERAL NOTES

1. SPECIAL DESIGNS OR ADAPTATIONS SHOWN ON THESE DRAWINGS ARE THE PROPERTY OF EXTOLLO DESIGN, LLC. AND SHALL NOT BE REPRODUCED, REORDERED, OFFERED FOR SALE OR USED FOR DISPLAY, WITHOUT THE WRITTEN AUTHORIZATION OF EXTOLLO DESIGN, LLC. ALL SAMPLES, MODELS, DRAWINGS, SPECIFICATIONS AND COPIES THEREOF FURNISHED BY EXTOLLO DESIGN, LLC. AND SHOWN IN THESE CONTRACT DOCUMENTS ARE SOLE PROPERTY OF EXTOLLO DESIGN, LLC. THEY SHALL NOT TO BE USED ON WORK OUTSIDE THE ORIGINAL INTENTION OF THESE CONTRACT DOCUMENTS AND SHALL TO BE RETURNED TO EXTOLLO DESIGN, LLC. AT THE COMPLETION OF THE WORK. THE CLIENT AGREES, TO THE FULLEST EXTENT PERMITTED BY LAW, TO INDEMNIFY, DEFEND AND HOLD EXTOLLO DESIGN, LLC. AND IT'S CONSULTANTS HARMLESS FROM ANY CLAIM, DEMAND ACTION, LIABILITY OR COST (INCLUDING REASONABLE ATTORNEY'S FEES AND DEFENSE COSTS) ARISING OR ALLEGEDLY ARISING OUT OF ANY REUSE OR MODIFICATION OF THESE CONTRACT DOCUMENTS BY THE CLIENT OR BY ANY PERSON OR ENTITY THAT ACQUIRES OR OBTAINS THESE CONTRACT DOCUMENTS FROM OR THROUGH THE CLIENT.

2. DO NOT SCALE THESE DRAWINGS. THE GENERAL CONTRACTOR SHALL VERIFY ALL DIMENSIONS AND CONDITIONS AT SITE, AND BRING ANY DISCREPANCIES, ERRORS OR VARIANCES TO THE ATTENTION OF EXTOLLO DESIGN, LLC. PRIOR TO COMMENCEMENT OF THE WORK.

3. LARGE SCALE PLANS SHALL GOVERN OVER SMALL SCALE PLANS. DETAILS SHALL GOVERN OVER PLANS AND ELEVATIONS.

4. ANY INFORMATION REQUIRED BY THE GENERAL CONTRACTOR AND THEIR SUBCONTRACTORS THAT IS NOT SHOWN ON THESE DRAWINGS OR CONTAINED IN OTHER CONTRACT DOCUMENTS SHALL BE REQUESTED BY THE GENERAL CONTRACTOR FROM EXTOLLO DESIGN, LLC. THE GENERAL CONTRACTOR SHALL NOT PROCEED WITH WORK AFFECTED BY SUCH ERRORS, DISCREPANCIES OR OMISSIONS WITHOUT RECEIVING THE NECESSARY CLARIFICATIONS. ADJUSTMENTS INVOLVING SUCH CONDITIONS MADE BY THE GENERAL CONTRACTOR AND/OR THEIR SUBCONTRACTORS WITHOUT PRIOR CLARIFICATION BY EXTOLLO DESIGN, LLC. SHALL BE AT THE GENERAL CONTRACTOR'S OWN RISK. COMPLICATIONS ARISING FROM PROCEEDING WITHOUT THESE CLARIFICATIONS SHALL BE AT THE GENERAL CONTRACTOR'S SOLE EXPENSE.

5. THE GENERAL CONTRACTOR SHALL STRICTLY ADHERE TO THE DESIGN, DETAILS AND SPECIFICATIONS CONTAINED IN THESE DOCUMENTS. NO DEVIATIONS OR SUBSTITUTIONS SHALL BE PERMITTED WITHOUT WRITTEN AUTHORIZATION FROM PINNACLE DESIGN, INC. ANY WORK DONE OR PRODUCTS INSTALLED NOT CONFORMING TO THESE DOCUMENTS SHALL BE REJECTED BY EXTOLLO DESIGN, LLC AND SHALL BE REDONE OR REPLACED AT THE GENERAL CONTRACTOR'S SOLE EXPENSE.

6. MECHANICAL, PLUMBING AND ELECTRICAL ITEMS ON ARCHITECTURAL DRAWINGS ARE SHOWN FOR LOCATION AND QUANTITY ONLY. REFER TO ENGINEERING DRAWINGS FOR ALL TECHNICAL INFORMATION.

7. THE GENERAL CONTRACTOR SHALL BE RESPONSIBLE FOR COORDINATING ALL WORK BETWEEN TRADES. ALL REFERENCES TO THE SCOPE OF WORK INCLUDED IN THESE CONTRACT DOCUMENTS ARE THE RESPONSIBILITY OF THE GENERAL CONTRACTOR AND THEIR SUBCONTRACTORS.

8. THE SCOPE OF WORK INDICATED IN THESE CONTRACT DOCUMENTS SHALL COMPLY WITH ALL LOCAL, STATE AND FEDERAL CODES, REGULATIONS AND ORDINANCES.

9. ALL WORK SHALL BE PERFORMED BY SKILLED AND QUALIFIED WORKMEN USING THE INDUSTRY STANDARDS FOR THE BEST PRACTICES OF EACH TRADES WORK.

10. ALL MATERIALS SHALL BE NEW AND CONTAINED IN IT'S ORIGINAL PACKAGING OR CONTAINER WHEN DELIVERED TO THE SITE. ALL MATERIALS SHALL BE PROTECTED FROM DAMAGE BEFORE, DURING CONSTRUCTION AND AT THE TIME THE GENERAL CONTRACTOR RELEASES THE SITE FOR OCCUPANCY.

11. THE GENERAL CONTRACTOR SHALL NOT CAUSE INTERRUPTION OF MECHANICAL, PLUMBING, ELECTRICAL AND OTHER UTILITY SERVICES TO THE REMAINING AREAS OF THE EXISTING BUILDING AND PREMISES, INCLUDING AREAS OUTSIDE THE CONSTRUCTION LIMITS OF THE PROJECT. THE GENERAL CONTRACTOR SHALL SCHEDULE AND COORDINATE ALL REQUIRED INTERRUPTIONS WITH THE CLIENT/ BUILDING OWNER PRIOR TO PERFORMING ANY SHUT DOWNS OR INTERRUPTIONS.

12. THE GENERAL CONTRACTOR SHALL BE RESPONSIBLE FOR MAINTAINING A SAFE WORK ENVIRONMENT FOR ALL WORKERS AND BUILDING OCCUPANTS. THE GENERAL CONTRACTOR SHALL COMPLY WITH LOCAL, STATE AND FEDERAL SAFETY CODES, REGULATIONS AND ORDINANCES.

13. THE GENERAL CONTRACTOR SHALL MAINTAIN A CLEAN PREMISES FREE OF TRASH AND DEBRIS. THE GENERAL CONTRACTOR SHALL PROTECT ALL ADJACENT BUILDING AREAS FROM DAMAGE, SOILING, PAINT OVER SPRAY AND DUST. ALL FIXTURES, EQUIPMENT, GLAZING, WINDOW TREATMENTS, FLOORS, CEILINGS AND OTHER BUILDING ELEMENTS, SHALL BE LEFT CLEAN AND READY FOR OCCUPANCY. ANY DAMAGES INCURRED DURING DEMOLITION OR CONSTRUCTION OF THIS SCOPE OF WORK SHALL BE REPAIRED, REPLACED, OR PATCHED AT THE DISCRETION OF THE BUILDING OWNER OR CLIENT. THE GENERAL CONTRACTOR SHALL BEAR FINANCIAL RESPONSIBILITY FOR SUCH DAMAGE AND ANY WORK UNDERTAKEN TO CORRECT IT.

14. THE GENERAL CONTRACTOR SHALL PAY FOR ALL NECESSARY FEES AND PERMITS REQUIRED FOR THE SCOPE OF WORK TO BE PERFORMED PRIOR TO COMMENCEMENT OF CONSTRUCTION UNLESS NOTIFIED OR DIRECTED OTHERWISE.

15. MANUFACTURED MATERIALS, FINISHES AND EQUIPMENT SHALL BE INSTALLED PER MANUFACTURER'S RECOMMENDATIONS AND SPECIFICATIONS.

16. THE GENERAL CONTRACTOR SHALL SUBMIT SHOP DRAWINGS AND/OR SAMPLES OF ALL PURCHASED, FABRICATED AND FINISH ITEMS FOR REVIEW BY EXTOLLO DESIGN, LLC. PRIOR TO PURCHASING OR FABRICATING SUCH MATERIALS. THE GENERAL CONTRACTOR SHALL DELIVER A MINIMUM OF 3 COPIES OF THESE SUBMITTALS TO EXTOLLO DESIGN, LLC.

17. ALL EXIT DOORS SHALL BE OPENABLE FROM THE INSIDE WITHOUT USE OF A KEY OR SPECIAL KNOWLEDGE. MANUALLY OPERATED OR SURFACE MOUNTED FLUSH BOLTS AND SURFACE BOLTS ARE PROHIBITED.

18. MOUNTING HEIGHT FOR TELEPHONE/COMPUTER AND ELECTRICAL OUTLETS SHALL BE 15 INCHES ABOVE THE FINISHED FLOOR TO THE BOTTOM OF THE COVER PLATE UNLESS NOTED OTHERWISE. ELECTRICAL/TELEPHONE OUTLET COMBINATIONS SHALL BE MOUNTED ON EITHER SIDE OF THE SAME STUD.

19. MOUNTING HEIGHT FOR LIGHT SWITCHES AND THERMOSTATS SHALL BE 4'-0" ABOVE THE FINISHED FLOOR TO THE TOP OF LIGHT SWITCH AND THERMOSTAT COVERS. THERMOSTATS SHALL NOT BE PLACED IN THE CENTER OF A PARTITION AND SHALL BE LOCATED ADJACENT TO A DOOR, LIGHT SWITCH OR PARTITION OPENING WHERE APPLICABLE.

20. THE GENERAL CONTRACTOR SHALL FURNISH AND INSTALL ALL EXIT SIGNS, NIGHT OR EMERGENCY LIGHTS, FIRE AND SMOKE DETECTION; AND ALARM SYSTEMS EXTENSIONS INTO THE AREA OF WORK AS REQUIRED BY LOCAL, STATE AND FEDERAL CODES AND THE CITY FIRE MARSHAL.

22. ALL GLASS SUBJECT TO HUMAN IMPACT SHALL CONFORM TO THE REQUIREMENTS OF I.B.C. SECTION 2406. SAFETY GLAZING SHALL BE INSTALLED AS PER 2406.4 INCLUDING (BUT NOT LIMITED TO): ANY GLAZING WITHIN A 24 INCH ARC OF EITHER VERTICAL EDGE OF THE DOOR AND WHOSE BOTTOM EDGE IS LESS THAN 60 INCHES ABOVE THE FLOOR; AND, ANY GLAZING THAT IS GREATER THAN 9 SQUARE FEET, AND WHOSE BOTTOM EDGE IS LESS THAN 18 INCHES ABOVE THE FLOOR AND WHOSE TOP EDGE IS MORE THAN 36 INCHES ABOVE THE FLOOR AND IS WITHIN 36 INCHES HORIZONTALLY OF A WALKING SURFACE. GLASS SHALL BE FIRMLY SUPPORTED ON ALL FOUR EDGES. THE FOLLOWING THICKNESSES OF GLASS MAY BE USED IN BUTT GLAZED, FIXED GLASS WINDOWS, WHEN SUPPORTED BY TWO EDGES:

60 INCH SPAN OR LESS: 1/4" THICK
80 INCH SPAN OR LESS: 5/16"THICK
96 INCH SPAN OR LESS: 3/8" THICK

31. THESE CONTRACT DOCUMENTS ASSUME THAT ALL EXISTING CONSTRUCTION CONDITIONS COMPLY WITH APPLICABLE CODES IN REGARDS TO THIS PROJECT'S SCOPE OF WORK. THE GENERAL CONTRACTOR SHALL INFORM THE BUILDING OWNER AND EXTOLLO DESIGN, LLC OF ANY ITEMS DISCOVERED TO BE OUT OF CODE COMPLIANCE DURING CONSTRUCTION.

32. THE GENERAL CONTRACTOR SHALL PROVIDE THE FOLLOWING PROJECT CLOSE OUT DOCUMENTS FOR DISTRIBUTION TO THE CLIENT/ BUILDING OWNER:

A. ONE REPRODUCIBLE SET OF RECORD DRAWINGS INDICATING ALL MODIFICATIONS MADE TO BUT NOT LIMITED ARCHITECTURAL, STRUCTURAL, MECHANICAL, PLUMBING AND ELECTRICAL AND FIRE LIFE SAFETY SYSTEMS DURING CONSTRUCTION OF THIS PROJECT.

B. THREE COPIES OF ALL INDIVIDUAL WARRANTEES AND GUARANTEES ASSEMBLED IN LOOSE LEAF BINDERS WITH A TABLE OF CONTENTS. THE GENERAL CONTRACTOR SHALL INCLUDE THEIR OVERALL ONE YEAR WARRANTEE. THE DATE OF ALL WARRANTEES AND GUARANTEES SHALL BE THE DATE OF SUBSTANTIAL COMPLETION OR AS AGREED TO IN WRITING FROM THE CLIENT/ BUILDING OWNER. THE INFORMATION SHALL INCLUDE LISTING OF CONTRACTORS, SUB-CONTRACTORS AND MAJOR SUPPLIERS WITH COMPANY NAME, CONTACT PERSON, ADDRESSES AND TELEPHONE NUMBERS.

C. THE GENERAL CONTRACTOR SHALL CHANGE CONSTRUCTION LOCK CORES TO A PERMANENT KEYING SYSTEM AND DISTRIBUTE ALL KEYS TO THE CLIENT/ BUILDING OWNER IN THE KEYING CONFIGURATION AND QUANTITIES REQUIRED.

D. THE GENERAL CONTRACTOR SHALL PROVIDE EXTRA STOCK MATERIAL DELIVERED AND STORED IN THE CLIENT/ BUILDING OWNER'S DESIGNATED AREA FOR THE FOLLOWING:

1. TWO FULL CARTONS OF CARPET TILES
2. LARGE REMNANTS OF BROADLOOM CARPET
3. TWO FULL CARTONS OF FIELD VCT, CERAMIC, STONE OR OTHER FLOOR MATERIAL.
4. ONE FULL CARTON OF EACH ACCENT VCT, CERAMIC, STONE OR OTHER FLOOR MATERIAL.
5. ONE GALLON OF EACH PAINT COLOR USED.

E. THREE COPIES OF OPERATION AND MAINTENANCE MANUALS ASSEMBLED IN LOOSE LEAF BINDERS WITH FOLLOWING INFORMATION:

1. OPERATING INSTRUCTIONS SHALL INCLUDE COMPLETE OPERATING SEQUENCES CONTROL DIAGRAMS, DESCRIPTION METHOD OF MACHINERY, SERIAL NUMBERS, FACTORY ORDER NUMBERS, PARRTS LIST, TESTING, INSTRUCTION BOOKS, SUPPLIER'S NAME, ADDRESS AND TELEPHONE NUMBER.

2. MAINTENANCE INSTRUCTIONS SHALL INCLUDE WRITTEN INSTRUCTIONS FOR REQUIRED AND SUGGESTED MAINTENANCE SCHEDULES FOR MECHANICAL, PLUMBING, ELECTRICAL AND SPECIALTY ITEMS FOR THIS PROJECT.

3. MAINTENANCE INSTRUCTIONS AND APPROVED CLEANING PRODUCTS FOR ALL FINISH MATERIALS.

33. ACCESSIBILITY SIGNAGE - PER ICC A117.1-2009, SECTION 703.1 TACTILE SIGNS SHALL CONTAIN BOTH RAISED CHARACTERS AND BRAILLE. WHERE SIGNS WITH BOTH VISUAL AND RAISED CHARACTERS ARE REQUIRED, EITHER ONE SIGN WITH BOTH VISUAL AND RAISED CHARACTERS, OR TWO SEPARATE SIGNS, ONE WITH VISUAL, AND ONE WITH RAISED CHARACTERS, SHALL BE PROVIDED

34. MEANS OF EGRESS ILLUMINATION - PER 2012 IBC, SECTION 1006.2 THE MEANS OF EGRESS ILLUMINATION LEVEL SHALL NOT BE LESS THAN (1) FOOTCANDLE (11 LUX) AT THE WALKING SURFACE.

35. FIRE EXTINGUISHERS - PER 2012 IFC, SECTION 906.9.1 PORTABLE FIRE EXTINGUISHERS HAVING A GROSS WEIGHT NOT EXCEEDING 40 POUNDS (18 KG) SHALL BE INSTALLED SO THAT THEIR TOPS ARE NOT MORE THAN 5 FEET (1524 MM) ABOVE THE FLOOR.PER 2012 IFC, SECTION 906.3.1 PROVIDE SEMI-RECESSED FIRE EXTINGUISHER, TYPE 2A10DC A MAXIMUM OF (75) FEET APART.

CITY OF SCOTTSDALE FIRE DEPARTMENT NOTES

1. SUBMIT SHOP DRAWINGS FOR ANY MODIFICATION OF THE EXISTING FIRE SPRINKLER SYSTEM AND COMPLY W/ NFPA 13 & LOCAL AMENDMENTS. NOTE: EXISTING STANDARD RESPONSE SPRINKLER HEADS IN LIGHT HAZARD OCCUPANCIES WITHIN THE TENANT SPACE SHALL BE CHANGED OUT TO QUICK RESPONSE WHEN WORK HAS BEEN CONTRACTED TO ADD AND/OR RELOCATE 50% OR MORE OF THE SPRINKLER HEADS.
2. ALL FIRE PROTECTION SYSTEMS SHALL REMAIN OPERATIONAL AND MODIFIED AS NECESSARY FOR CODE COMPLIANCE.
3. MOUNT MINIMUM 2-A-10-BC RATED FIRE EXTINGUISHER(S) IN ACCORDANCE WITH THE INTERNATIONAL FIRE CODE AND NFPA 10. FIRE EXTINGUISHER QUANTITY & LOCATION(S) SHALL BE APPROVED BY THE FIRE INSPECTOR.
4. EXIT & EMERGENCY LIGHTING SHALL COMPLY WITH CITY ORDINANCE & IFC. SEE ELECTRICAL
5. FIRE LANES TO BE ESTABLISHED AND/OR MAINTAINED.
6. ESTABLISH & MAINTAIN 20' OF ACCESS TO ALL STRUCTURES FROM THE PUBLIC ROADWAY DURING CONSTRUCTION.
7. PROVIDE A NEW KNOX BOX IF ONE DOES NOT EXIST ON BUILDING. MOUNT BY MAIN ENTRANCE 4' - 6' A.F.F. PROVIDE A DOOR KEY FROM TENANT AND PLACE IN KNOX BOX.
8. NUMERICAL PREMISES ID MUST BE LEGIBLE FROM STREET OR DRIVE.
9. CONTRACTOR TO VERIFY EXISTING AND/OR REQUIRED FIRE HYDRANT(S) INSTALLATION & MARKED WITH BLUE REFLECTOR PRIOR TO CERTIFICATE OF OCCUPANCY
10. SUBMIT SHOP DRAWINGS FOR ANY MODIFICATION TO FIRE ALARM SYSTEM (IF EXISTING) & COMPLY WITH NFPA 72 & LOCAL CODES (SEE MECHANICAL SHEETS FOR DUCT DETECTOR NOTES)

PROJECT DIRECTORY

BUILDING OWNER
JEFFREY S. BENICE
3080 BRISTOL ST.
COSTA MESA, CA 92626
CONTACT: JEFF BENICE
PHONE: 714.641.3600 X221
FAX: 714.641.3605
EMAIL: -

CIVIL ENGINEER
3 ENGINEERING
2929 E. CAMELBACK RD.
PHOENIX, ARIZONA 85016
CONTACT: DAN MANN
PHONE: 602.334.4387
FAX: 602.490.3230
EMAIL: DAN@3ENGINEERING.COM

LANDSCAPE ARCHITECT
DESIGN ETHIC
7201 E. CAMELBACK RD.
PHOENIX, AZ. 85251
CONTACT: BRANDON PAUL
PHONE: 480.225.7077
EMAIL: BPAUL@DESIGNETHIC.NET

ARCHITECT
CW ARCHITECTURE
6514 E. ASTER DR.
SCOTTSDALE, ARIZONA 85254
CONTACT: CORY WIEBERS
PHONE: 480.264.7273
FAX: 480.264.7873
EMAIL: CORYW@CWARCHITECTURE.NET

DESIGNER
EXTOLLO DESIGN, LLC
2122 E. SESAME ST.
TEMPE, ARIZONA 85283
CONTACT: JEFF PIELAGE
PHONE: 480.888.6565
EMAIL: JPIELAGEPM@GMAIL.COM

STRUCTURAL ENGINEER
STRUKTUR STUDIO
1525 N. GRANITE REEF ROAD
SCOTTSDALE, ARIZONA 85257
CONTACT: DAVID LUNENG
PHONE: 480.425.2250
FAX: 480.425.2225
EMAIL: DAVIDL@STRUKTURSTUDIO.COM

CITY OF SCOTTSDALE SITE PLAN PLANNING NOTES

CITY OF SCOTTSDALE
Planning and Development Services
7447 East Indian School Road
Scottsdale, Arizona 85251

SITE PLAN - PLANNING NOTES
COMMERCIAL & MULTI-FAMILY

Please provide the following checked notes on the site plan, additional notes may be required.

- ☐ Sight distance triangles shall be shown on final plans for driveways from commercial sites and any intersections. Area within the safety triangle is to be clear of landscaping, signs, or other visibility obstructions with a height greater than 1.5 feet. Trees within the safety triangle shall be single trunk and have a canopy that begins at 8 feet in height upon installation. All heights are measured from nearest street line elevation.
- ☐ Temporary/Security Fencing that is required or is optionally provided shall be in accordance with the Zoning Ordinance and the Design Standards and Policies Manual.
- ☐ The temporary/security fence location shall not be modified or the temporary/security fence shall not be removed without the approval of the Planning and Development Services' Inspection Services Division.
- ☐ All rights-of-way adjacent to this property shall be landscaped and maintained by the property owner.
- ☐ All signs require separate permits and approvals.
- ☐ A master sign program shall be subject to the approved of the Development Review Board prior to the issuance of a sign permit for multi-tenant buildings.
- ☐ No exterior vending or display shall be allowed.
- ☐ Flagpoles, if provided, shall be one piece conical tapered.
- ☐ No exterior public address or speaker system shall be allowed.
- ☐ Patio umbrellas, if provided, shall be solid colors and shall not have any advertising in the form of signage or logos.
- ☐ All exterior mechanical, utility, and communication equipment shall be screened to the height of the tallest unit by parapet or screen wall that matches the architectural color and architectural finish of the building. Ground mounted mechanical, utility, and communication equipment shall be screened by a screen wall that matches the architectural color and architectural finish of the building, which is a minimum of 1'-0" higher than the highest point of tallest unit. (Details are still required.)
- ☐ All equipment, utilities, or other appurtenances attached to the building shall be an integral part of the building design in terms of form, color and texture.
- ☐ No exterior visible ladders shall be allowed.
- ☐ All pole-mounted lighting shall be a maximum of 20 feet in height.
- ☐ No chain link fencing shall be allowed.
- ☐ No turf areas shall be provided.
- ☐ No irrigation shall be provided to undisturbed Natural Area Open Space (NAOS) areas.
- ☐ Provide the Natural Area Open Space (NAOS) and Limits of Construction (LOC) Protection Program on the Plans:

NATURAL AREA OPEN SPACE (NAOS) AND LIMITS OF CONSTRUCTION (LOC) PROTECTION PROGRAM:

1. No building, grading, or construction activity shall encroach into areas designated as NAOS, or outside the designated construction envelope.
2. All NAOS and area outside of the LOC shall be protected from damage prior to, and during construction by the follow methods:
   a. A registered land surveyor shall stake all NAOS and LOC disturbance based on this exhibit.
   b. ± Three (3) foot tall steel rebar, or City of Scottsdale Inspection Services approved similar, shall be set along the NAOS and LOC, and connected with gold roping by the contractor prior to any clearing or grading.
   c. All cactus subject to the City of Scottsdale's native plant ordinance directly adjacent, within two feet, of the NAOS and LOC line shall be fenced with wire fencing to prevent damage.
   d. The staking, roping, and fencing shall be maintained intact by the contractor during the duration of the construction activity.
3. The contractor shall remove staking, roping, and fencing after receipt of the Letter of Acceptance from the City of Scottsdale for all construction work.

October 2, 2007

PROJECT NARRATIVE

THESE CONSTRUCTION DOCUMENTS ARE BASED ON A, MINOR, STAFF APPROVED, DEVELOPMENT REVIEW 409-SA-2016. THE SCOPE OF WORK CONSISTS OF THE ADDITION OF AN EXTERIOR PATIO AND ADJACENT WALKWAYS TO AN EXISTING BUILDING. THE EXISTING BUILDING INCLUDES BLK-3, WHICH IS AN EXISTING RESTAURANT AND BLK-LIVE WHICH IS AN EXISTING BAR/LIVE MUSIC SPACE.

PARKING STALL REQUIREMENTS HAVE ALSO RECEIVED PRE-APPROVAL UNDER THE MINOR, STAFF APPROVED, DEVELOPMENT REVIEW 409-SA-2016. THE PARKING CLACULATIONS BELOW REFLECT THE AGREED UPON TOTAL REQUIRED QUANTITY.

2 1

THIS PROPERTY CURRENTLY CONTAINS (119) EXISTING STALLS. THE OWNER HAS LEASED AN ADDITIONAL (22) STALLS DURING NON-WORKING HOURS ONLY (FRIDAY NIGHT, SATURDAY, AND SUNDAY) ON THE ADJACENT PROPERTY TO THE EAST (7333 E BUTHERUS DR. SCOTTSDALE 85260). SEE REVISED PARKING ASSURANCE AGREEMENT ATTACHED AND CALCULATIONS BELOW. LEASE LENGHT MEETS THE 5-YEAR MINIMUM AND LEASED STALLS ARE WITHIN THE MINIMUM 500 FT FROM THE PROJECT PROPERTY.

THE NEW EXTERIOR PATIO ITSELF IS BEING CONNECTED TO THE EXISTING RESTAURANT AND KITCHEN. THE PATIO WILL PRIMARILY CONTAIN 2-PERSON TABLES, 4-PERSON TABLES, 3 TO 4 SMALL FREESTANDING LIGHTS, AND CIRCULATION SPACE TO ACCOMMODATE 2-3 SERVERS AND EXITING REQUIREMENTS. THE (3) AREAS LISTED ABOVE PLUS ALL THE RESTROOMS WILL BE OPERATING FROM OPEN TO 8PM. THE REMAINDER OF THE FACILITY WILL BE CLOSED DURING THESE HOURS. THE OWNER HAS PROVIDED A LETTER STATING WHICH FUNCTIONS WILL BE OPEN DURING THE DAY SHIFT (OPEN TO 8PM) AND THE NIGHT SHIFT (8PM TO CLOSE). SEE SHEET A-1.1 FOR A VISUAL BREAKDOWN.

THERE IS NO WORK ON THE ROOF AND NO WORK ON THE INTERIOR OF THE EXISTING BUILDING. NO HIGH PILE STORAGE. NO HAZARDOUS CHEMICALS EXCEEDING TABLE 307.1 OF THE 2012 IBC. ANY AND ALL FUTURE SIGNAGE MODIFICATIONS TO BE SUBMITTED SEPARATELY.

SHEET INDEX

G-0.0 PROJECT NARRATIVE - PROJECT INFORMATION - PARKING CALCULATIONS

C-101 IMPROVEMENT PLAN
C-102 GRADING AND DRAINAGE PLAN

L-01 COVER SHEET AND SITE PLAN
L-02 PLANTING PLAN
L-03 IRRIGATION NOTES AND PLAN
L-04 LANDSCAPE AND IRRIGATION DETAILS
L-05 PLANTING SPECIFICATIONS
L-06 IRRIGATION SPECIFICATIONS

A-1.0 OVERALL ARCHITECTURAL SITE PLAN
A-2.0 ENLARGED ARCHITECTURAL SITE PLAN
A-3.0 EXTERIOR ELEVATIONS
A-4.0 SECTIONS AND DETAILS

E-1.0 ELECTRICAL SYMBOLS AND SPECIFICATIONS
E-2.0 ELECTRICAL SITE PLAN
E-3.0 ELECTRICAL CUT SHEETS

S-1.0 GENERAL STRUCTURAL NOTES
S-1.1 FOUNDATION PLAN AND DETAILS
STRUCTURAL CALCULATIONS (SEPARATE ATTACHMENT)

LEASED PARKING STALL LOCATION PLAN

2



CODE INFORMATION

APN:	215-56-024B
ADDRESS:	7301 E. BUTHERUS DR. SCOTTSDALE, AZ 85024
ZONING:	C-2 (NO CHANGE)
SITE AREA:	84,158 S.F.
FLOOR AREA RATIO (0.8):	67,326 SF REQUIRED (NO CHANGE) 9,579 SF PROVIDED (NO CHANGE TO BUILDING)
OPEN SPACE AREA (0.1):	9,426 SF REQUIRED 12,301 SF PROVIDED
MAXIMUM HEIGHT:	36' FEET (MAXIMUM ALLOWED) 15' FEET EXISTING (NO CHANGE)
SETBACKS:	FRONT REQ.: 50% OF OPEN SPACE OR 4,713 SF FRONT PROV. : 8,438 SF (BUTHERUS), 3,863 SF (73RD ST.) SIDE: N/A REAR: N/A
NUMBER OF STORIES:	1
AGE OF BUILDING:	BUILT IN 1980

SCOTTSDALE BUILDING CODES (WITH CITY OF SCOTTSDALE AMENDMENTS)

2012 INTERNATIONAL BUILDING CODE WITH AMENDMENTS
2012 INTERNATIONAL EXISTING BUILDING CODE WITH AMENDMENTS
2012 INTERNATIONAL ENERGY CONSERVATION CODE WITH AMENDMENTS
2012 INTERNATIONAL MECHANICAL CODE WITH AMENDMENTS
2012 INTERNATIONAL FUEL GAS CODE WITH AMENDMENTS
2012 INTERNATIONAL GREEN CONSTRUCTION CODE WITH AMENDMENTS
2011 NATIONAL ELECTRIC CODE WITH AMENDMENTS
2012 INTERNATIONAL PLUMBING CODE WITH AMENDMENTS
2012 INTERNATIONAL PROPERTY MAINTENANCE CODE
AMERICANS WITH DISABILITIES ACT
ADAAG

ALL PRODUCTS LISTED BY I.C.C.NUMBER(S) SHALL BE INSTALLED PER THE REPORT AND MANUFACTURER'S WRITTEN INSTRUCTIONS. PRODUCT SUBSTITUTION(S) FOR PRODUCT(S) LISTED SHALL ALSO HAVE I.C.C. APPROVED EVALUATION REPORT(S) OR BE APPROVED AND LISTED BY OTHER NATIONALLY RECOGNIZED TESTING AGENCIES.

FIRE SPRINKLER MODIFICATIONS ARE NOT REQUIRED AS PART OF THIS PROJECT. ANY FIRE SPRINKLER WORK, DEEMED REQUIRED BY THE CITY OF SCOTTSDALE, SHALL BE DEFERRED SUBMITTALS. BEFORE COMMENCING ANY WORK ON THE SPRINKLER SYSTEM, PLANS WILL BE SUBMITTED AND APPROVED BY THE DEPARTMENT OF BUILDING SAFETY.

PARKING CALCULATIONS

EXST. RESTAURANT + KITCHEN = 1838+2438+= 4276 SQFT /120 = 35.63 STALLS REQ.
SHARED ENTRY = 545 SQFT / 120 = 4.54
NEW PATIO = 2500 SQFT – 1000 / 350 = 4.28
STORAGE = 253 SQFT / 800 = 0.31
MUSIC SPACE 3347 SQFT / 60 = 55.78
EXISTING PATIO SPACE = 10400 SQFT – 200 – 992 FOR LANDSCAPING / 200= 46.04
STORAGE = 183 / 800 = 0.20
SUBTOTAL PARKING STALLS REQUIRED = 146.78 OR 147 STALLS REQUIRED

PARKING STALL REDUCTION = A TOTAL REDUCTION OF (2) PARKING STALLS PER EXISTING SHOWER. (3) EXISTING SHOWERS PROVIDED / (6) TOTAL PARKING STALLS REMOVED FROM REQUIRED TOTAL
TOTAL STALLS REMOVED FROM REQUIRED SUBTOTAL: 6

2 1

TOTAL PARKING STALLS PROVIDED:
EXISTING ON PROJECT PROPERTY: 119
LEASED PARKING STALLS FROM ADJACENT PROPERTY: 22
TOTAL PARKING STALLS PROVIDED: 141

TOTAL STALLS REQUIRED AFTER REDUCTIONS: 141
TOTAL STALLS BEING PROVIDED: 141

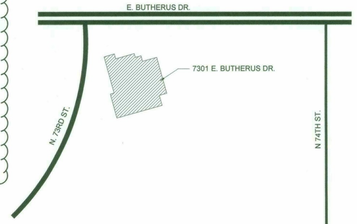

VICINITY MAP
NO SCALE

NORTH

EXTOLLO DESIGN
2122 E. SESAME ST.
TEMPE, AZ 85283
480-888-6565

ARCHITECTURE
REGISTERED ARCHITECT
CERTIFICATE NO. 41657
Cory S. Wiebers
10-11-17
ARIZONA, U.S.A.
12—31—19

BLK PATIO ADDITION
7301 E. BUTHERUS DRIVE
SCOTTSDALE, AZ 85024

PROJECT NARRATIVE - PROJECT INFORMATION - PARKING CALCULATIONS

DRAWN: JTP

JOB NO. 15-001
DATE: 12.9.16
REVISED:
1 CITY COMMENTS 4.3.17
2 CITY COMMENTS 10.9.17

G-0.0
12-UP-2018
07/20/18

BUTHERUS DRIVE

SCOPE OF WORK

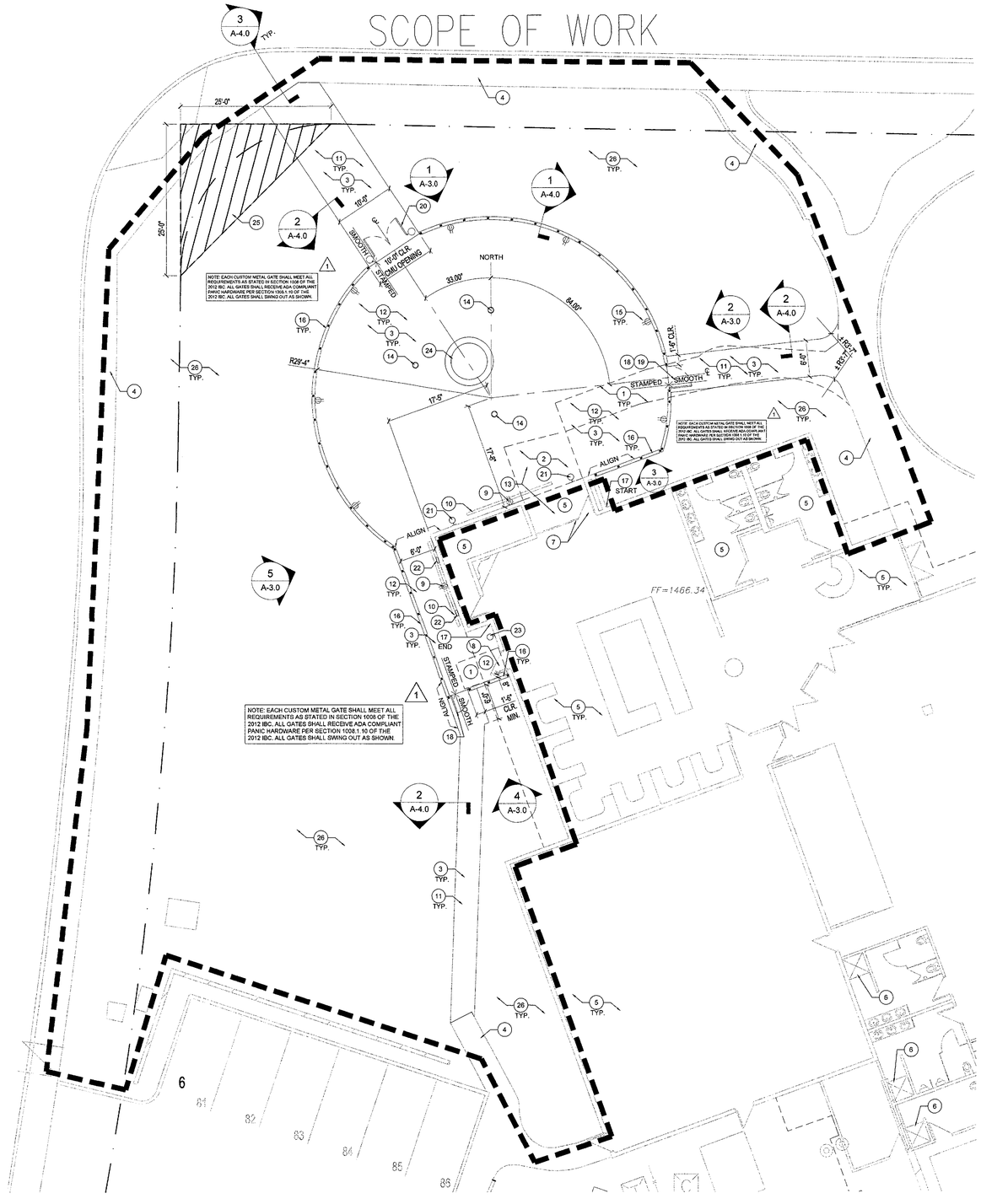

STREET

7 3 RD.

ENLARGED SITE PLAN

1" = 20'

ENLARGED SITE PLAN KEYNOTES

1. DASHED LINES REPRESENT EXISTING CONCRETE SLAB TO BE REMOVED.
2. DASHED LINES REPRESENT EXISTING BRICK PAVERS TO BE REMOVED.
3. EXISTING DECOMPOSED GRANITE TO BE REMOVED TO ACCOMMODATE NEW CONCRETE SLABS AND WALKWAYS.
4. EXISTING CONCRETE WALKWAY AND CURBS, WHERE APPLICABLE, TO REMAIN.
5. EXISTING BUILDING INTERIOR. NO WORK. NO WORK ON ROOF.
6. EXISTING SHOWER SHOWN FOR REFERENCE ONLY. SEE PARKING CALCULATIONS.
7. EXISTING FOLDING PARTITION WITH INTEGRAL EXIT DOOR TO REMAIN.
8. EXISTING ENTRY/EXIT DOOR ADJACENT TO EXISTING KITCHEN TO REMAIN.
9. EXISTING EXTERIOR J-BOX/ OUTLET AND CONDUIT TO REMAIN. GENERAL CONTRACTOR TO VERIFY THAT EXISTING DEVICE IS ENERGIZED FOR GENERAL USE.
10. EXISTING BUILDING SIGNAGE TO REMAIN.
11. NEW 4"T CONCRETE WALKWAY OVER ABC. CONCRETE TO MATCH ADJACENT EXISTING WALKWAYS. WIDTHS VARY. SEE 4/A-4.0 FOR TYPICAL CONTROL JOINT SECTION.
12. NEW 4,500 PSI, 4" STAMPED CONCRETE EXTERIOR PATIO SLAB WITH 1/2" AGGREGATE OVER 4" ABC. EXACT STAMP DESIGN AND CONCRETE COLOR BY OWNER.
13. NEW PATIO SLAB ELEVATION TO BE FLUSH WITH EXISTING RESTAURANT INTERIOR SLAB. SEE CIVIL DRAWINGS.
14. NEW RECESSED WEATHERPROOF ELECTRICAL FLOOR BOXES. THESE SHALL PROVIDE POWER AND DIMMING FOR TENANT PROVIDED FREESTANDING FLOOR LAMPS, TYP. SEE ELECTRICAL DRAWINGS. VERIFY EXACT LOCATIONS WITH OWNER.
15. NEW SURFACE MOUNTED WEATHERPROOF DUPLEX OUTLETS ON DIMMER SWITCH, TYPICAL. ELECTRICAL WIRING TO BE WITHIN CMU WALL. SEE ELECTRICAL DRAWINGS.
16. NEW 3'-0"H PERIMETER STUCCO CLAD 8" CMU WALL WITH AN ADDITIONAL 3'-0"H WROUGHT IRON FENCING ABOVE, TYPICAL. SEE WALL SECTION. WALL TEXTURE TO MATCH EXISTING AND SHALL BE PAINTED TO MATCH ADJACENT SITE WALLS.
17. EXISTING "WHITE" PAINTED BRICK EXTERIOR WALL SURFACE TO RECEIVE E.F.I.S. SYSTEM TO MATCH EXISTING AT OTHER PARTS OF EXISTING BUILDING. COLOR TO MATCH EXISTING. SEE PLAN FOR START AND END POINTS.
18. NEW ACCESSIBLE CUSTOM SINGLE WROUGHT IRON GATE. PAINT COLOR TO MATCH NEW CMU WALLS. GATE OPENING WIDTH TO BE 2'-8" MIN CLEAR. PROVIDE A MINIMUM OF 18" CLEAR ON PULL SIDE HEIGHT TO MATCH ADJACENT WALL. SEE ADDITIONAL DOOR/HARDWARE NOTES THIS SHEET. UNTIL CUSTOM GATE INSTALLATION IS COMPLETE PROVIDE TEMPORARY ACCESSIBLE SINGLE WROUGHT IRON GATE THIS LOCATION TO MATCH OTHER GATES AT PATIO. GATE HEIGHT SHALL NOT EXCEED HEIGHT OF ADJACENT WROUGHT IRON FENCE/WALL.
19. SEE NEW ACCESSIBLE GATE AT SOUTHWEST CORNER OF PATIO AREA FOR ALL OPENING SIZES AND REQUIRED CLEARANCES.
20. NEW ACCESSIBLE CUSTOM METAL DOUBLE GATE WITH LOCK. UNTIL CUSTOM GATE INSTALLATION IS COMPLETE PROVIDE TEMPORARY ACCESSIBLE DOUBLE WROUGHT IRON GATE THIS LOCATION TO MATCH OTHER GATES AT PATIO. SEE CONCEPTUAL GATE SKETCH SHEET 5/A-4.0.
21. NEW EXTERIOR WALL SCONCE AT 10'-0" A.F.F. LIGHTS TO BE SPACED EQUALLY EACH SIDE OF EXISTING SIGNAGE. LIGHTS TO BE USED DURING MAINTENANCE/CLEANING OF THE PATIO ONLY. NOT TO BE USED DURING NORMAL OPERATING HOURS. SEE ELECTRICAL DRAWINGS.
22. NEW SURFACE MOUNTED AISLE LIGHTING AT FOOT LEVEL.
23. NEW WALL SCONCE AT 8'-0" A.F.F. CENTER BETWEEN DOOR OPENING AT CORNER.
24. NEW FREE STANDING FIRE FEATURE PROVIDED AND INSTALLED BY THE OWNER. NATURAL GAS PERMIT IN PLACE BY OWNER.
25. NEW SIGHT DISTANCE TRIANGLE SHOWN FOR REFERENCE ONLY. SEE PLAN FOR DIMENSIONS.
26. SEE LANDSCAPE AND CIVIL DRAWINGS FOR ADDITIONAL SITE WORK, TYPICAL.

GATE HARDWARE NOTES

1. ALL EXIT GATES SHALL BE MINIMUM 3'-0" X 6'-8" AND OPERABLE FROM THE INSIDE WITHOUT USE OF A KEY OR SPECIAL KNOWLEDGE AND EXIT DOORS SHALL BE CAPABLE OF OPENING 90 DEGREES AND SHALL BE MOUNTED SO THE CLEAR WIDTH OF THE EXIT WAY IS NOT LESS THAN 32" PER 2012 I.B.C., CHAPTER 10.
2. GATE HARDWARE SHALL ABIDE BY THE FOLLOWING:
   - A. HANDLES, PULLS, LATCHES, LOCKS, AND OTHER OPERABLE PARTS ON ACCESSIBLE GATES SHALL HAVE A SHAPE THAT IS EASY TO GRASP WITH ONE HAND AND DOES NOT REQUIRE TIGHT GRASPING, PINCHING, OR TWISTING OF THE WRIST TO OPERATE. OPERABLE PARTS OF SUCH HARDWARE SHALL BE 34 INCHES (865 MM) MINIMUM AND 48 INCHES (1220 MM) MAXIMUM ABOVE THE FLOOR. WHERE SLIDING GATES ARE IN THE FULLY OPEN POSITION, OPERATING HARDWARE SHALL BE EXPOSED AND USABLE FROM BOTH SIDES. (ICC A117.1 - 2009, SEC. 404.2.6)
   - B. NEW GATES SHALL HAVE LEVER HANDLE HARDWARE.
   - C. GATE CLOSERS. GATE CLOSERS SHALL BE ADJUSTED SO THAT FROM AN OPEN POSITION OF 90 DEGREES, THE TIME REQUIRED TO MOVE THE GATE TO AN OPEN POSITION OF 12 DEGREES SHALL BE 5 SECONDS MINIMUM. (ICC A117.1 - 2009, SECTION 404.2.7.1)
   - D. GATE-OPENING FORCE. THE FORCE FOR PUSHING OR PULLING OPEN GATES SHALL BE AS FOLLOWS:
     1. HINGED GATES: 5.0 POUNDS (22.2 N) MAXIMUM.
     2. SLIDING OR FOLDING GATES: 5.0 POUNDS (22.2 N) MAXIMUM.

     THESE FORCES DO NOT APPLY TO THE FORCE REQUIRED TO RETRACT LATCH BOLTS OR DISENGAGE OTHER DEVICES THAT HOLD THE GATE IN A CLOSED POSITION.
   - E. GATES WITH PANIC HARDWARE: THE ACTIVATING MEMBER SHALL BE MOUNTED AT A HEIGHT OF NOT LESS THAN 30 INCHES OR MORE THAN 44 INCHES ABOVE THE FLOOR. THE UNLATCHING FORCE SHALL NOT EXCEED 15 POUNDS WHEN APPLIED IN THE DIRECTION OF EXIT TRAVEL.
   - F. ENTRY GATES SHALL HAVE THE INTERNATIONAL ACCESSIBILITY SYMBOL.
3. WIDTH OF GATES - THE MINIMUM WIDTH OF EACH GATE OPENING SHALL BE SUFFICIENT FOR THE OCCUPANT LOAD THEREOF AND SHALL PROVIDE A CLEAR WIDTH OF 32 INCHES (813 MM). CLEAR OPENINGS OF GATEWAYS WITH SWINGING GATES SHALL BE MEASURED BETWEEN THE FACE OF THE GATE AND THE STOP, WITH THE GATE OPEN 90 DEGREES (1.57 RAD). WHERE THIS SECTION REQUIRES A MINIMUM CLEAR WIDTH OF 32 INCHES (813 MM) AND A GATE OPENING INCLUDES TWO GATE LEAVES WITHOUT A MULLION, ONE LEAF SHALL PROVIDE A CLEAR OPENING WIDTH OF 32 INCHES (813 MM). THE MAXIMUM WIDTH OF A SWINGING GATE LEAF SHALL BE 48 INCHES (1219 MM) NOMINAL. (2012 IBC, SECTION 1008.1.1)
4. CHANGES IN LEVEL - VERTICAL. CHANGES IN LEVEL OF 1/4 INCH (6.4 MM) MAXIMUM IN HEIGHT SHALL BE PERMITTED TO BE VERTICAL. BEVELED. CHANGES IN LEVEL GREATER THAN 1/4 INCH (6.4 MM) IN HEIGHT AND NOT MORE THAN 1/2 INCH (13 MM) MAXIMUM IN HEIGHT SHALL BE BEVELED WITH A SLOPE NOT STEEPER THAN 1:2. (PER ICC A117.1 - 2009, SECTION 303.2 & 303.3.)

12-UP-2018
07/20/18

EXTOLLO DESIGN
2122 E. SESAME ST.
TEMPE, AZ 85283
480-888-6565

ARCHITECTURE
REGISTERED ARCHITECT
CERTIFICATE NO.
41657
Cory S. Wittkopp
10-11-17
Date
ARIZONA, U.S.A.
12-31-19

BLK PATIO ADDITION

7301 E. BUTHERUS DRIVE
SCOTTSDALE, AZ 85024

ENLARGED SITE PLAN

DRAWN: JTP

JOB NO. 15-001

DATE: 12.9.16

REVISED:

1 CITY COMMENTS 4.3.17

A-2.0



GATE CONCEPTUAL ELEV. 5
N.T.S.

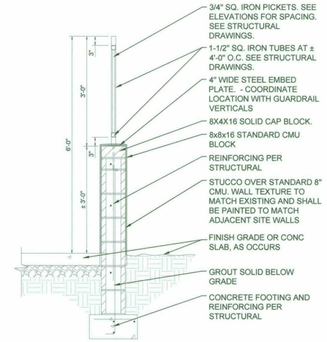

PERIMETER WALL SECTION 1
1/2"=1'-0"

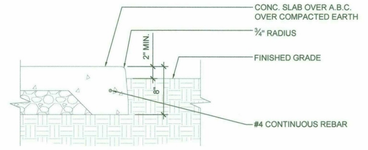

CONCRETE TURNDOWN 2
1"=1'-0"

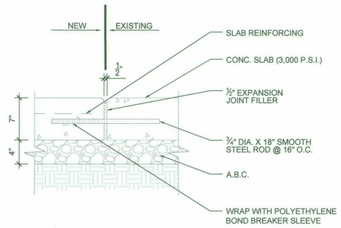

CONC. JOINT AT EXST. SLAB 3
1"=1'-0"

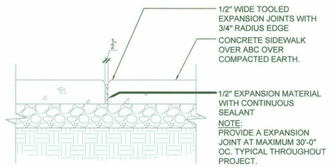

TYPICAL CONTROL JOINT 4
1"=1'-0"

EXTOLLO DESIGN
2122 E. SESAME ST.
TEMPE, AZ 85283
480-888-6565

10638 N. 71st Place
Scottsdale, AZ 85254
p 480.994.7775
www.cwharchitects.net
ARCHITECTURE
REGISTERED ARCHITECT
CERTIFICATE NO.
41657
Cory S. Wahlberg
Date Signed 02-03-17
ARIZONA, U.S.A.
expires 12-31-19

BLK PATIO ADDITION
7301 E. BUTHERUS DRIVE
SCOTTSDALE, AZ 85024

SECTIONS AND DETAILS

DRAWN: JTP

JOB NO. 15-001
DATE: 12.9.16
REVISED:

A-4.0

12-UP-2018
07/20/18

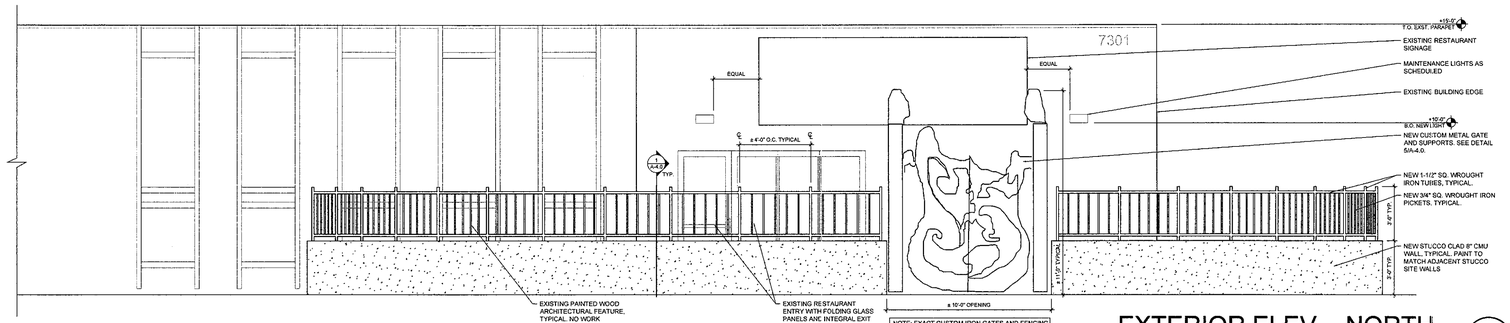

NOTE: EXACT CUSTOM IRON GATES AND FENCING PATTERN TO BE DESIGNED AND FABRICATED DURING CONSTRUCTION AS DIRECTED BY THE OWNER. THE GENERIC DESIGNS SHOWN HERE ARE REPRESENTATIONAL ONLY. ACTUAL ITEMS SHALL NOT EXCEED HEIGHTS SHOWN HERE.

1

NOTE: EACH CUSTOM METAL GATE SHALL MEET ALL REQUIREMENTS AS STATED IN SECTION 1008 OF THE 2012 IBC. ALL GATES SHALL RECEIVE ADA COMPLIANT PANIC HARDWARE PER SECTION 1008.1.10 OF THE 2012 IBC. ALL GATES SHALL SWING OUT AS SHOWN.

EXTERIOR ELEV. - NORTH 1

1/4"=1'-0"

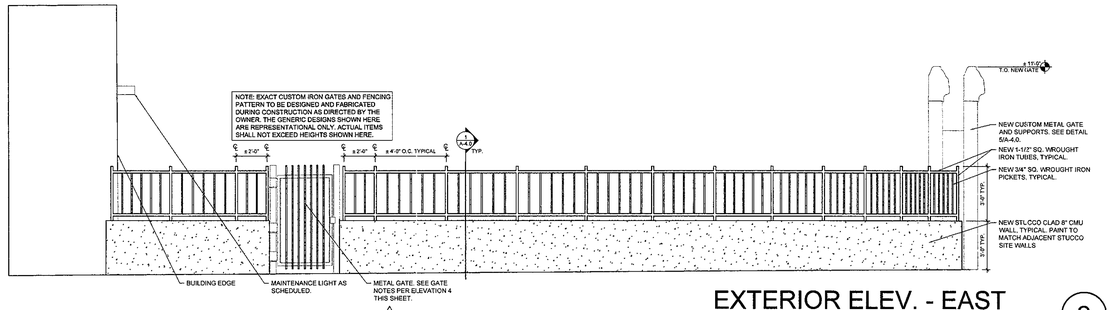

1

NOTE: EACH CUSTOM METAL GATE SHALL MEET ALL REQUIREMENTS AS STATED IN SECTION 1008 OF THE 2012 IBC. ALL GATES SHALL RECEIVE ADA COMPLIANT PANIC HARDWARE PER SECTION 1008.1.10 OF THE 2012 IBC. ALL GATES SHALL SWING OUT AS SHOWN.

EXTERIOR ELEV. - EAST 2

1/4"=1'-0"

NOTE: ALL STUCCO AND WROUGHT IRON FENCING TO BE PAINTED TO MATCH EXISTING EXTERIOR COLOR. GENERAL CONTRACTOR TO PROVIDE DRAWDOWNS FOR OWNER REVIEW AND APPROVAL. PAINT TO BE DUNN EDWARDS, NATURAL BRIDGE DE6194, EVERSHIELD 100% ACRYLIC, (LRV 24) OR EQUAL.

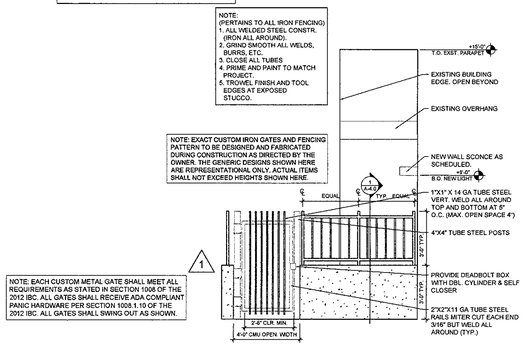

1

NOTE: EACH CUSTOM METAL GATE SHALL MEET ALL REQUIREMENTS AS STATED IN SECTION 1008 OF THE 2012 IBC. ALL GATES SHALL RECEIVE ADA COMPLIANT PANIC HARDWARE PER SECTION 1008.1.10 OF THE 2012 IBC. ALL GATES SHALL SWING OUT AS SHOWN.

EXT. ELEV. - SOUTHWEST 4

1/4"=1'-0"

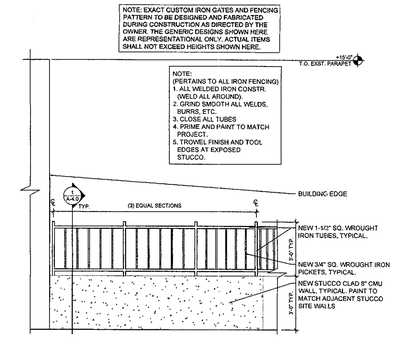

EXT. ELEV. - SOUTHEAST 3

1/4"=1'-0"

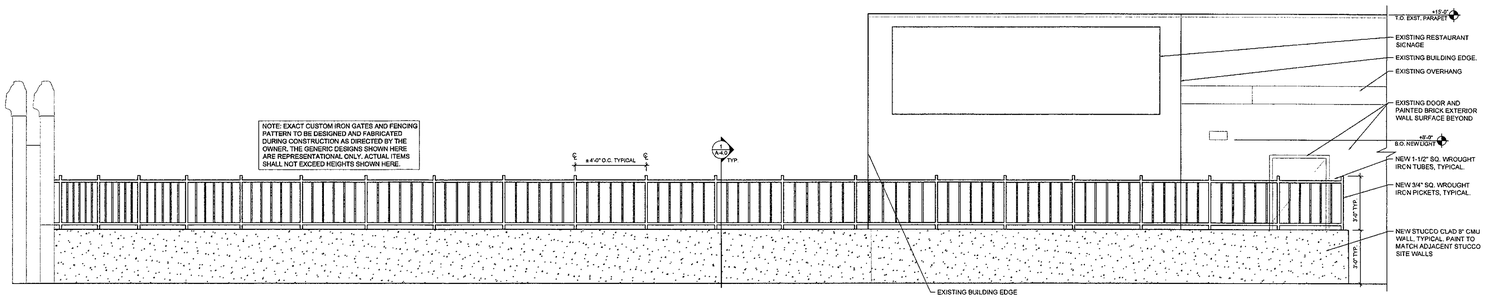

EXTERIOR ELEV. - WEST 5

1/4"=1'-0"

EXTOLLO DESIGN
2122 E. SESAME ST.
TEMPE, AZ 85283
480-888-6565

ARCHITECTURE

REGISTERED ARCHITECT
CERTIFICATE NO.
41657
Cory S. Whitten
Date Signed 10-11-17
ARIZONA, USA

2-31-19

BLK PATIO ADDITION

7301 E. BUTHERUS DRIVE
SCOTTSDALE, AZ 85024

EXTERIOR ELEVATIONS

DRAWN: JTP

JOB NO. 15-001

DATE: 12.9.16

REVISED:

1 CITY COMMENTS 4.3.17

A-3.0

12-UP-2018
07/20/18

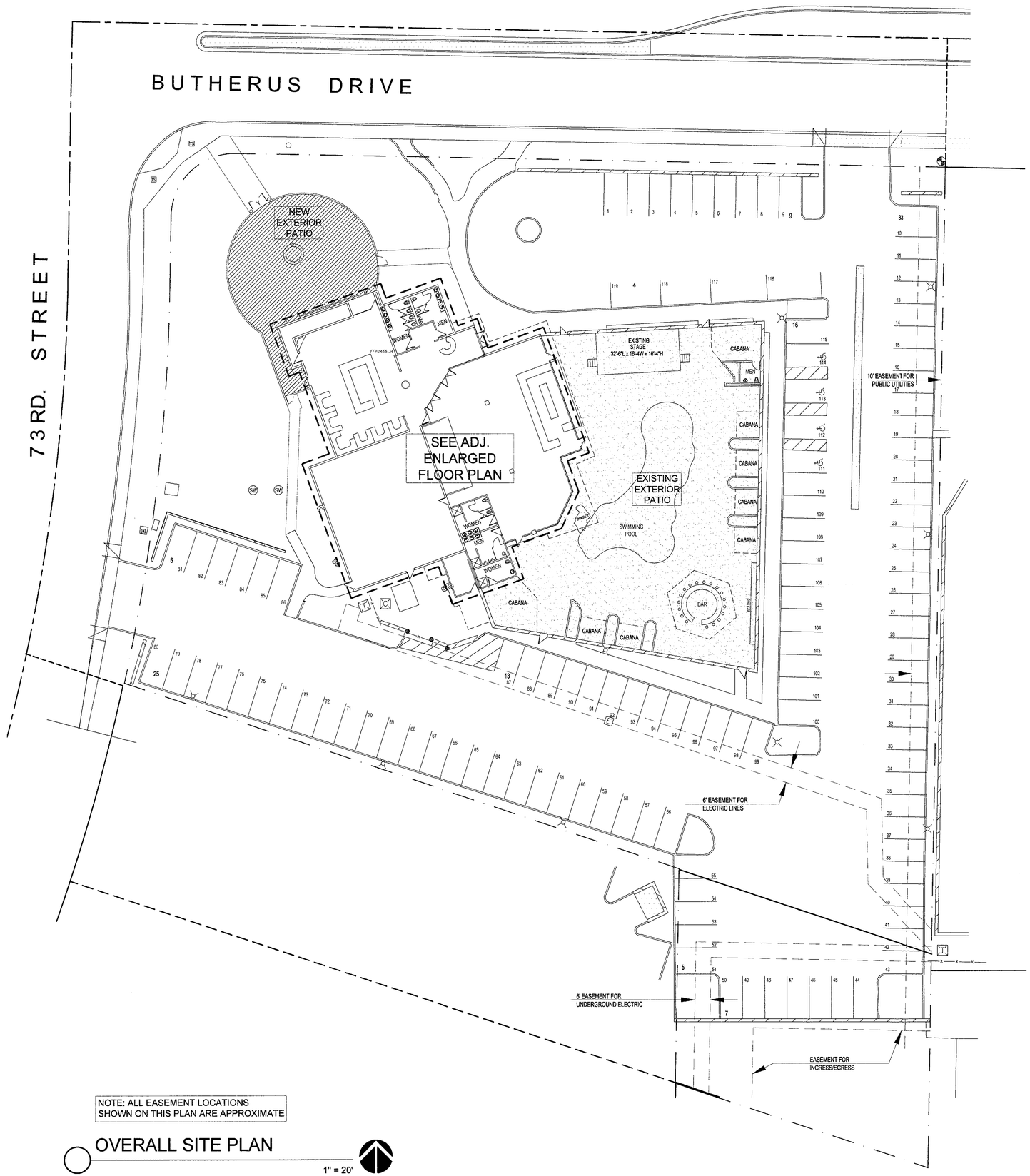

NOTE: ALL EASEMENT LOCATIONS SHOWN ON THIS PLAN ARE APPROXIMATE

OVERALL SITE PLAN

1" = 20'

EXISTING RESTAURANT (BLK-3)

NEW EXTERIOR PATIO: 2,500 SF. (SEE ADJACENT SITE PLAN)
EXISTING RESTAURANT: 1,573 SF.
EXISTING BAR: 265 SF.
EXISTING RESTAURANT STORAGE: 253 SF.
EXISTING KITCHEN: 2,432 SF.
EXISTING ADJACENT RESTROOMS: 487 SF.
ONE HALF OF SHARED ENTRY: 272 SF.
TOTAL AREA: **7,782 SF.**

LIVE MUSIC (BLK-LIVE)

EXISTING EXTERIOR PATIO: 8,664 SF (SEE ADJACENT SITE PLAN)
EXISTING LIVE MUSIC SPACE: 2,920 SF.
EXISTING PATIO BAR: 427 SF.
EXISTING ADJACENT STORAGE: 163 SF.
EXISTING ADJACENT RESTROOMS: 513 SF.
ONE HALF OF SHARED ENTRY: 273 SF.
TOTAL AREA: **12,960 SF.**

TOTAL AREA: 20,742 SF.

CODE INFORMATION

APN:	215-56-024B
ADDRESS:	7301 E. BUTHERUS DR. SCOTTSDALE, AZ 85024
ZONING:	C-2 (NO CHANGE)
SITE AREA:	84,158 S.F.
FLOOR AREA RATIO (0.8):	67,326 SF REQUIRED (NO CHANGE) 9,570 SF PROVIDED (NO CHANGE TO BUILDING)
OPEN SPACE AREA (0.1):	9,426 SF REQUIRED 12,301 SF PROVIDED
MAXIMUM HEIGHT:	36' FEET (MAXIMUM ALLOWED) 15' FEET EXISTING (NO CHANGE)
SETBACKS:	FRONT REQ.: 50% OF OPEN SPACE OR 4,713 SF FRONT PROV. : 8,638 SF (BUTHERUS), 3,663 SF (73RD ST.) SIDE: N/A REAR: N/A
NUMBER OF STORIES:	1
AGE OF BUILDING:	BUILT IN 1980

PARKING CALCULATIONS

EXIST. RESTAURANT + KITCHEN = 1938+2438+= 4278 SQFT /120 = 35.65 STALLS REQ.
SHARED ENTRY = 545 SQFT / 120 = 4.54
NEW PATIO = 2500 SQFT – 1000 / 350 = 4.29
STORAGE = 253 SQFT / 800 = 0.31
MUSIC SPACE 3347 SQFT / 80 = 55.78
EXISTING PATIO SPACE = 10400 SQFT – 200 – 992 FOR LANDSCAPING / 200= 48.04
STORAGE = 163 / 800 = 0.20
SUBTOTAL PARKING STALLS REQUIRED = 146.78 OR 147 STALLS REQUIRED

PARKING STALL REDUCTION = A TOTAL REDUCTION OF (2) PARKING STALLS PER EXISTING SHOWER. (3) EXISTING SHOWERS PROVIDED / (6) TOTAL PARKING STALLS REMOVED FROM REQUIRED TOTAL
TOTAL STALLS REMOVED FROM REQUIRED SUBTOTAL: 6

2 TOTAL PARKING STALLS PROVIDED:
EXISTING ON PROJECT PROPERTY: 119
LEASED PARKING STALLS FROM ADJACENT PROPERTY: 22
TOTAL PARKING STALLS PROVIDED: 141 1

TOTAL STALLS REQUIRED AFTER REDUCTIONS: 141
TOTAL STALLS BEING PROVIDED: 141

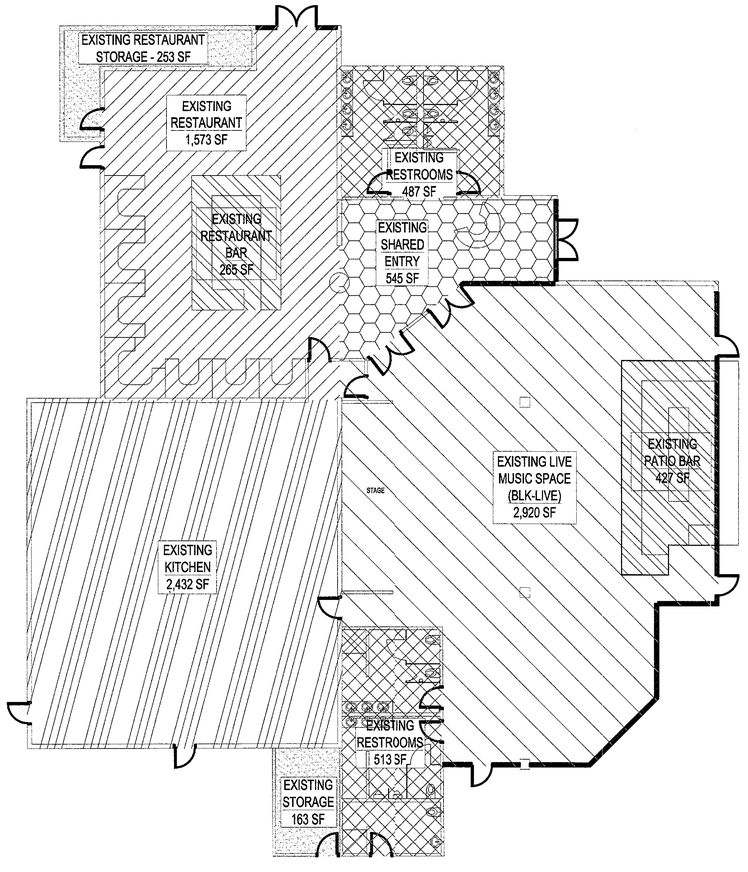

ENLARGED FLOOR PLAN

3/32" = 1'-0"

12-UP-2018
07/20/18

EXTOLLO DESIGN
2122 E. SESAME ST.
TEMPE, AZ 85283
480-888-6565

REFERENCE ONLY
NOT FOR CONSTRUCTION

BLK PATIO ADDITION

7301 E. BUTHERUS DRIVE
SCOTTSDALE, AZ 85024

DRAWN: JTP

JOB NO. 15-001
DATE: 7.3.18
REVISED:

FLOOR PLAN WORKSHEETS



GATE CONCEPTUAL ELEV. 5
N.T.S.

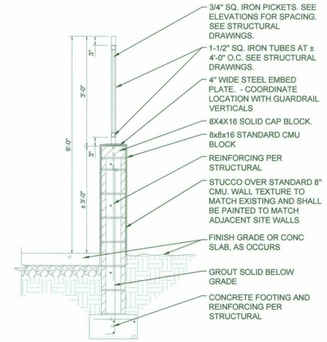

PERIMETER WALL SECTION 1
1/2"=1'-0"

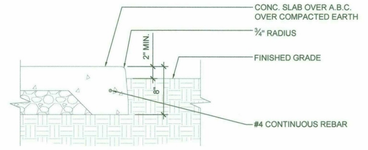

CONCRETE TURNDOWN 2
1"=1'-0"

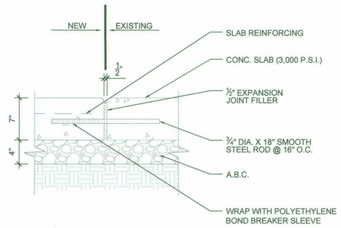

CONC. JOINT AT EXST. SLAB 3
1"=1'-0"

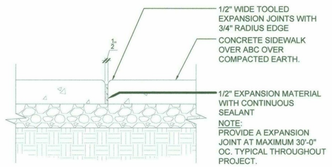

TYPICAL CONTROL JOINT 4
1"=1'-0"

EXTOLLO DESIGN
2122 E. SESAME ST.
TEMPE, AZ 85283
480-888-6565

10638 N. 71st Place
Scottsdale, AZ 85254
p 480.994.7775
www.cwharchitects.net
ARCHITECTURE
REGISTERED ARCHITECT
CERTIFICATE NO.
41657
Cory S. Wahlberg
Date Signed 02-03-17
ARIZONA, U.S.A.
expires 12-31-19

BLK PATIO ADDITION
7301 E. BUTHERUS DRIVE
SCOTTSDALE, AZ 85024

SECTIONS AND DETAILS

DRAWN: JTP

JOB NO. 15-001
DATE: 12.9.16
REVISED:

A-4.0

12-UP-2018
07/20/18

1 EXISTING OCCUPANCY CLACULATIONS

OCCUPANCY GROUP: A-2

BUILDING AREAS: INTERIOR (WITH AFES):

INTERIOR EXISTING DINING:	1549 SF
INTERIOR EXISTING BAR:	215 SF
INTERIOR EXISTING RESTROOMS:	468 SF
INTERIOR EXISTING KITCHEN:	2484 SF
NON OCCUPIES/NON A/C STORAGE:	355 SF
TOTAL (GROSS FLOOR AREA)	5071 SF

PATIO:

ENCLOSED/COVERED PATIO (WITH AFES):

DINING:	3203 SF
RESTROOMS:	504 SF
BAR:	422 SF
TOTAL:	4129 SF

EXTERIOR PATIO:

DINING:	7137 SF
(INCLUDING 992 SF OF LANDSCAPE AND 1444 SF OF WATER FEATURE)	
CABANAS:	1320 SF
BAR:	201 SF
TOTAL:	8658 SF
TOTAL PATIO:	12787 SF

OCCUPANT LOAD:

INTERIOR:

ASSEMBLY (WITHOUT FIXED SEATS) INTERIOR

TABLES & CHAIRS: 1549 / 15= 103.3 USE 104

KITCHENS (COMMERCIAL): 2484 / 200= 12.42 USE 13

TOTAL OCCUPANTS INTERIOR: 117

EXITS REQUIRED (INTERIOR): 2

EXITS PROVIDED (INTERIOR): 2

EXITS REQUIRED (KITCHEN): 1

EXITS PROVIDED (KITCHEN): 2

COVERED ENCLOSED PATIO:

ASSEMBLY (WITHOUT FIXED SEATS)

TABLES & CHAIRS (COVERED PATIO): 3203 / 15= 213.6 USE 214

TOTAL OCCUPANTS COVERED PATIO: 214

EXITS REQUIRED (COVERED PATIO): 2

EXITS PROVIDED (COVERED PATIO): 2

EXTERIOR PATIO:

ASSEMBLY (WITHOUT FIXED SEATS)

TABLES & CHAIRS (EXTERIOR PATIO):

7137-992(LDSCP)-1444 (WATER FEATURE)/15 = 313.4 USE 314

ASSEMBLY (WITH FIXED SEATS):

FIXED SEATS (CABANAS, 4 SEATS X 10 CABANAS) = 40

TOTAL OCCUPANTS EXTERIOR PATIO: 354

EXITS REQUIRED (EXTERIOR PATIO): 2

EXITS PROVIDED (EXTERIOR PATIO): 2

1 PLUMBING CALCULATIONS (OPENING TO 9PM)

NOTE: SEE EXISTING CALCULATIONS ABOVE FOR OCCUPANT COUNT PER AREA.

INTERIOR (EXISTING RESTAURANT): 104 OCCUPANTS TOTAL
104/2 = 52 MEN & 52 WOMEN
WATER CLOSETS - 52 M/W /75 = (1) FIXTURE PER GENDER
LAVATORIES - 52 M/W /200 = (1) FIXTURE PER GENDER

INTERIOR (EXISTING KITCHEN): 13 OCCUPANTS TOTAL
13/2 = 7 MEN & 7 WOMEN
WATER CLOSETS - 7 M/W / 75 = (1) FIXTURE PER GENDER
LAVATORIES 7 M/W /200 = (1) FIXTURE PER GENDER

NEW EXTERIOR PATIO (SCOPE OF WORK): 2500 SF/15 = 167 OCCUPANTS TOTAL
167/2 = 84 MEN & 84 WOMEN
WATER CLOSETS - 84 M/W /75 = (2) FIXTURES PER GENDER
LAVATORIES - 84 M/W /200 = (1) FIXTURES PER GENDER

TOTALS REQUIRED / PROVIDED:
MEN = (4) WC'S REQUIRED THESE HOURS / (4) WC'S & (4) URINALS PROVIDED
WOMEN (4) WATER CLOSETS REQUIRED THESE HOURS / (7) PROVIDED.
MEN = (3) LAVATORIES REQUIRED THESE HOURS / (8) PROVIDED.
WOMEN = (3) LAVATORIES REQUIRED THESE HOURS / (8) PROVIDED.

9PM TO CLOSE

ALL AREAS OPEN DURING THIS TIME PERIOD AND ALL RESTROOMS IN THIS FACILITY ARE EXISTING TO REMAIN. THESE AREAS ARE NOT WITHIN THE SCOPE OF WORK AREA AND THERE HAS BEEN NO CHANGE IN USE. PLUMBING CALCULATIONS ARE NOT REQUIRED. AREAS OPEN DURING THIS TIME PERIOD HAVE BEEN HATCHED, HOWEVER, AS REQUESTED BY THE CITY. THE RESTROOMS, KITCHEN AND FOYER ARE OPEN AT ALL TIMES. SEE ATTACHED LETTER FROM OWNER CONFIRMING FUNCTIONS AND OPERATING HOURS.

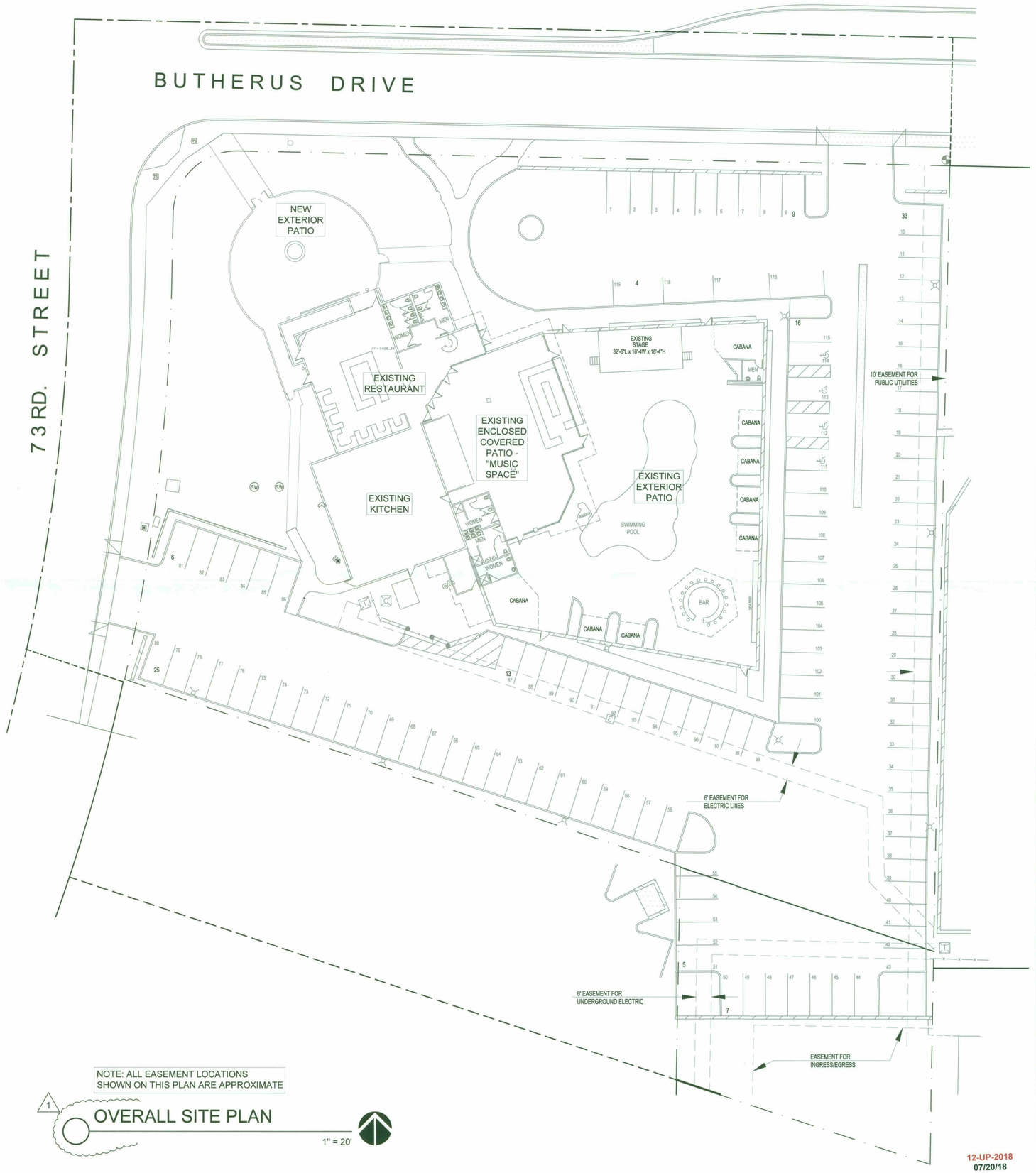

NOTE: ALL EASEMENT LOCATIONS SHOWN ON THIS PLAN ARE APPROXIMATE

1 OVERALL SITE PLAN

1" = 20'

12-UP-2018
07/20/18

EXTOLLO DESIGN
2122 E. SESAME ST.
TEMPE, AZ 85283
480-888-6565

BLK PATIO ADDITION

7301 E. BUTHERUS DRIVE
SCOTTSDALE, AZ 85024

OVERALL SITE PLAN

DRAWN: JTP

JOB NO. 15-001

DATE: 10.12.16

REVISED:

1 CITY COMMENTS 4.3.17

A-1.0

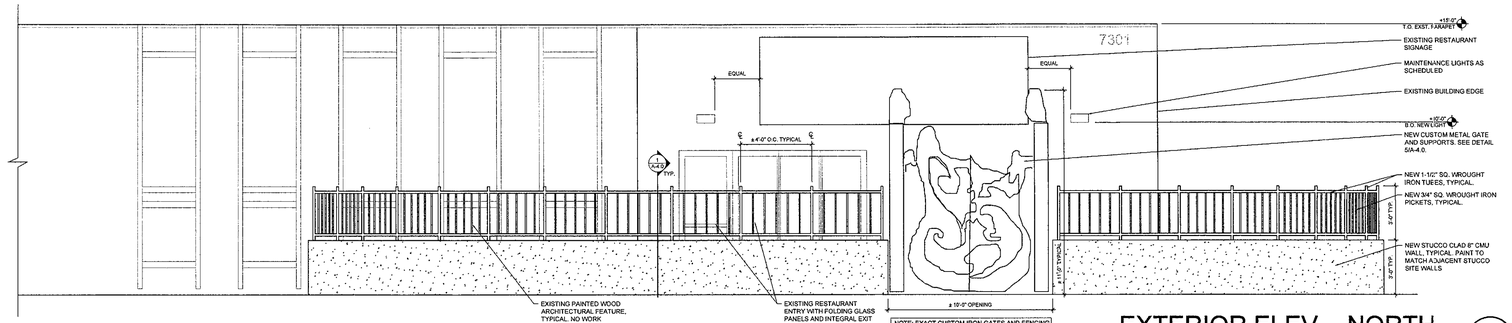

EXTERIOR ELEV. - NORTH 1

1/4"=1'-0"

NOTE: EXACT CUSTOM IRON GATES AND FENCING PATTERN TO BE DESIGNED AND FABRICATED DURING CONSTRUCTION AS DIRECTED BY THE OWNER. THE GENERIC DESIGNS SHOWN HERE ARE REPRESENTATIONAL ONLY. ACTUAL ITEMS SHALL NOT EXCEED HEIGHTS SHOWN HERE.

1

NOTE: EACH CUSTOM METAL GATE SHALL MEET ALL REQUIREMENTS AS STATED IN SECTION 1008 OF THE 2012 IBC. ALL GATES SHALL RECEIVE ADA COMPLIANT PANIC HARDWARE PER SECTION 1008.1.10 OF THE 2012 IBC. ALL GATES SHALL SWING OUT AS SHOWN.

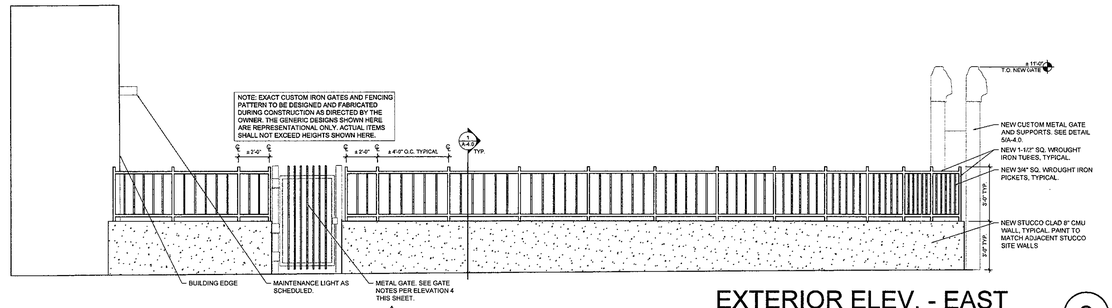

EXTERIOR ELEV. - EAST 2

1/4"=1'-0"

1

NOTE: ALL STUCCO AND WROUGHT IRON FENCING TO BE PAINTED TO MATCH EXISTING EXTERIOR COLOR. GENERAL CONTRACTOR TO PROVIDE DRAWDOWNS FOR OWNER REVIEW AND APPROVAL. PAINT TO BE DUNN EDWARDS, NATURAL BRIDGE DE6194, EVERSHIELD 100% ACRYLIC, (LRV 24) OR EQUAL.

1

NOTE: EACH CUSTOM METAL GATE SHALL MEET ALL REQUIREMENTS AS STATED IN SECTION 1008 OF THE 2012 IBC. ALL GATES SHALL RECEIVE ADA COMPLIANT PANIC HARDWARE PER SECTION 1008.1.10 OF THE 2012 IBC. ALL GATES SHALL SWING OUT AS SHOWN.

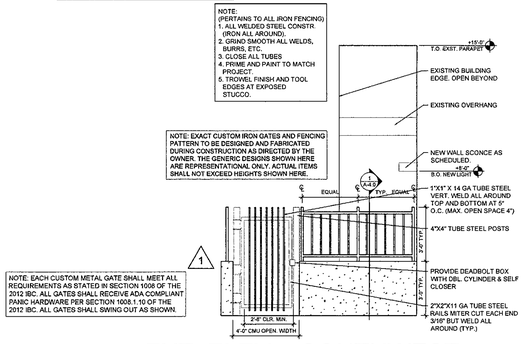

1

NOTE: EACH CUSTOM METAL GATE SHALL MEET ALL REQUIREMENTS AS STATED IN SECTION 1008 OF THE 2012 IBC. ALL GATES SHALL RECEIVE ADA COMPLIANT PANIC HARDWARE PER SECTION 1008.1.10 OF THE 2012 IBC. ALL GATES SHALL SWING OUT AS SHOWN.

EXT. ELEV. - SOUTHWEST 4

1/4"=1'-0"

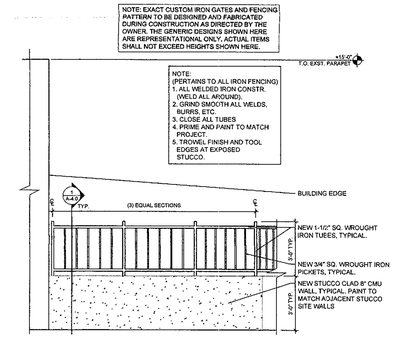

EXT. ELEV. - SOUTHEAST 3

1/4"=1'-0"

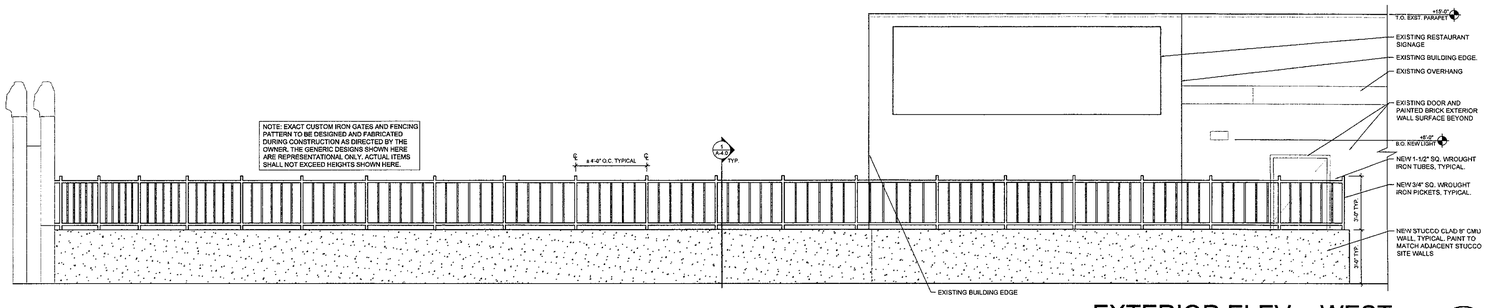

EXTERIOR ELEV. - WEST 5

1/4"=1'-0"

12-UP-2018
07/20/18

EXTOLLO DESIGN
2122 E. SESAME ST.
TEMPE, AZ 85283
480-888-6565

ARCHITECTURE

REGISTERED ARCHITECT
CERTIFICATE NO
41657
Cory S. Winslow
Date Signed 10-11-17
ARIZONA, USA

12-31-19

BLK PATIO ADDITION
7301 E. BUTHERUS DRIVE
SCOTTSDALE, AZ 85024

EXTERIOR ELEVATIONS

DRAWN: JTP

JOB NO. 15-001

DATE: 12.9.16

REVISED:

1 CITY COMMENTS 4.3.17

A-3.0

BUTHERUS DRIVE

SCOPE OF WORK

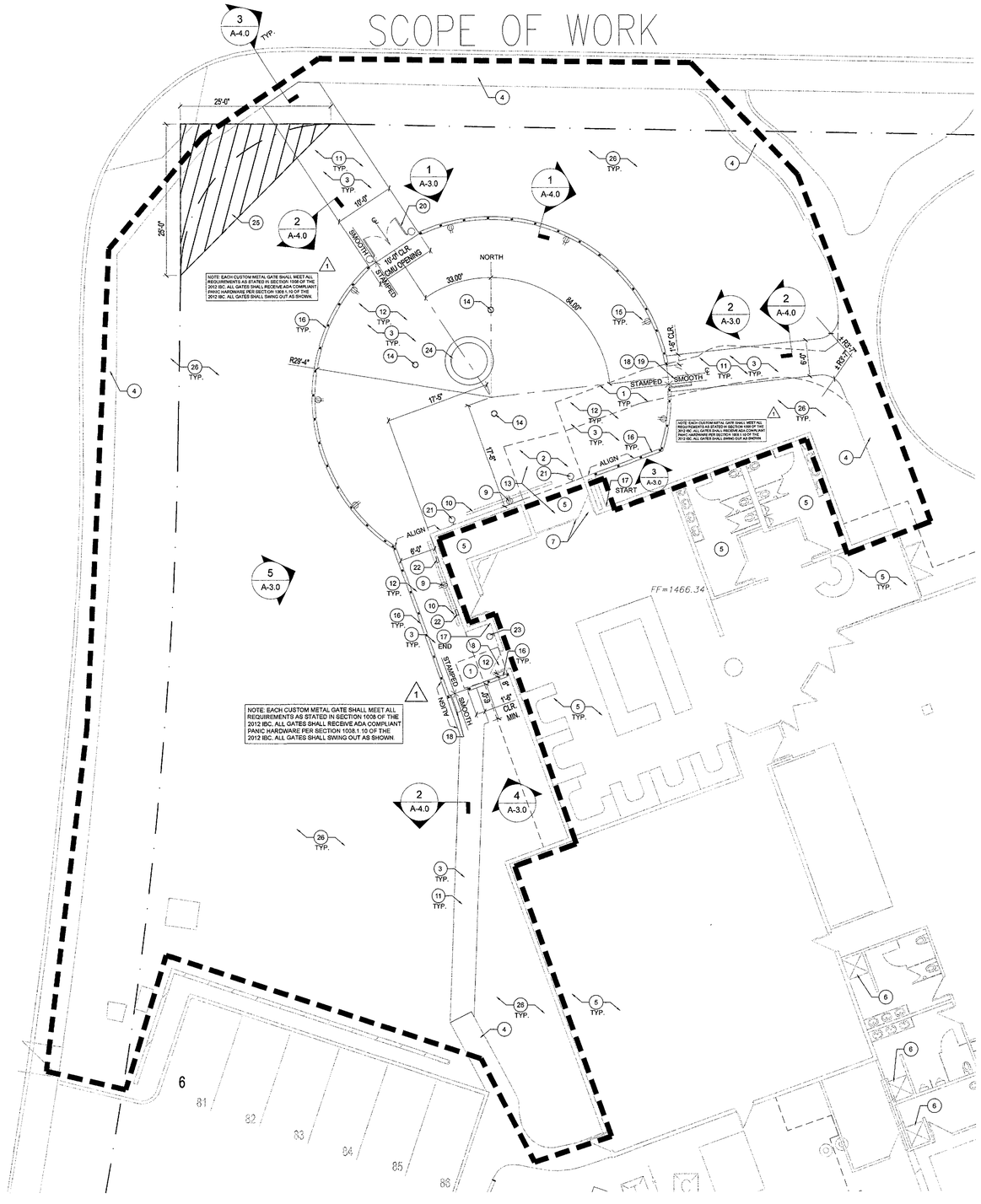

ENLARGED SITE PLAN

1" = 20'

STREET

7 3 RD.

ENLARGED SITE PLAN KEYNOTES

1. DASHED LINES REPRESENT EXISTING CONCRETE SLAB TO BE REMOVED.
2. DASHED LINES REPRESENT EXISTING BRICK PAVERS TO BE REMOVED.
3. EXISTING DECOMPOSED GRANITE TO BE REMOVED TO ACCOMMODATE NEW CONCRETE SLABS AND WALKWAYS.
4. EXISTING CONCRETE WALKWAY AND CURBS, WHERE APPLICABLE, TO REMAIN.
5. EXISTING BUILDING INTERIOR. NO WORK. NO WORK ON ROOF.
6. EXISTING SHOWER SHOWN FOR REFERENCE ONLY. SEE PARKING CALCULATIONS.
7. EXISTING FOLDING PARTITION WITH INTEGRAL EXIT DOOR TO REMAIN.
8. EXISTING ENTRY/EXIT DOOR ADJACENT TO EXISTING KITCHEN TO REMAIN.
9. EXISTING EXTERIOR J-BOX/ OUTLET AND CONDUIT TO REMAIN. GENERAL CONTRACTOR TO VERIFY THAT EXISTING DEVICE IS ENERGIZED FOR GENERAL USE.
10. EXISTING BUILDING SIGNAGE TO REMAIN.
11. NEW 4"T CONCRETE WALKWAY OVER ABC. CONCRETE TO MATCH ADJACENT EXISTING WALKWAYS. WIDTHS VARY. SEE 4/A-4.0 FOR TYPICAL CONTROL JOINT SECTION.
12. NEW 4,500 PSI, 4" STAMPED CONCRETE EXTERIOR PATIO SLAB WITH 1/2" AGGREGATE OVER 4" ABC. EXACT STAMP DESIGN AND CONCRETE COLOR BY OWNER.
13. NEW PATIO SLAB ELEVATION TO BE FLUSH WITH EXISTING RESTAURANT INTERIOR SLAB. SEE CIVIL DRAWINGS.
14. NEW RECESSED WEATHERPROOF ELECTRICAL FLOOR BOXES. THESE SHALL PROVIDE POWER AND DIMMING FOR TENANT PROVIDED FREESTANDING FLOOR LAMPS, TYP. SEE ELECTRICAL DRAWINGS. VERIFY EXACT LOCATIONS WITH OWNER.
15. NEW SURFACE MOUNTED WEATHERPROOF DUPLEX OUTLETS ON DIMMER SWITCH, TYPICAL. ELECTRICAL WIRING TO BE WITHIN CMU WALL. SEE ELECTRICAL DRAWINGS.
16. NEW 3'-0"H PERIMETER STUCCO CLAD 8" CMU WALL WITH AN ADDITIONAL 3'-0"H WROUGHT IRON FENCING ABOVE, TYPICAL. SEE WALL SECTION. WALL TEXTURE TO MATCH EXISTING AND SHALL BE PAINTED TO MATCH ADJACENT SITE WALLS.
17. EXISTING "WHITE" PAINTED BRICK EXTERIOR WALL SURFACE TO RECEIVE E.F.I.S. SYSTEM TO MATCH EXISTING AT OTHER PARTS OF EXISTING BUILDING. COLOR TO MATCH EXISTING. SEE PLAN FOR START AND END POINTS.
18. NEW ACCESSIBLE CUSTOM SINGLE WROUGHT IRON GATE. PAINT COLOR TO MATCH NEW CMU WALLS. GATE OPENING WIDTH TO BE 2'-8" MIN CLEAR. PROVIDE A MINIMUM OF 18" CLEAR ON PULL SIDE HEIGHT TO MATCH ADJACENT WALL. SEE ADDITIONAL DOOR/HARDWARE NOTES THIS SHEET. UNTIL CUSTOM GATE INSTALLATION IS COMPLETE PROVIDE TEMPORARY ACCESSIBLE SINGLE WROUGHT IRON GATE THIS LOCATION TO MATCH OTHER GATES AT PATIO. GATE HEIGHT SHALL NOT EXCEED HEIGHT OF ADJACENT WROUGHT IRON FENCE/WALL.
19. SEE NEW ACCESSIBLE GATE AT SOUTHWEST CORNER OF PATIO AREA FOR ALL OPENING SIZES AND REQUIRED CLEARANCES.
20. NEW ACCESSIBLE CUSTOM METAL DOUBLE GATE WITH LOCK. UNTIL CUSTOM GATE INSTALLATION IS COMPLETE PROVIDE TEMPORARY ACCESSIBLE DOUBLE WROUGHT IRON GATE THIS LOCATION TO MATCH OTHER GATES AT PATIO. SEE CONCEPTUAL GATE SKETCH SHEET 9/A-4.0.
21. NEW EXTERIOR WALL SCONCE AT 10'-0" A.F.F. LIGHTS TO BE SPACED EQUALLY EACH SIDE OF EXISTING SIGNAGE. LIGHTS TO BE USED DURING MAINTENANCE/CLEANING OF THE PATIO ONLY. NOT TO BE USED DURING NORMAL OPERATING HOURS. SEE ELECTRICAL DRAWINGS.
22. NEW SURFACE MOUNTED AISLE LIGHTING AT FOOT LEVEL.
23. NEW WALL SCONCE AT 8'-0" A.F.F. CENTER BETWEEN DOOR OPENING AT CORNER.
24. NEW FREE STANDING FIRE FEATURE PROVIDED AND INSTALLED BY THE OWNER. NATURAL GAS PERMIT IN PLACE BY OWNER.
25. NEW SIGHT DISTANCE TRIANGLE SHOWN FOR REFERENCE ONLY. SEE PLAN FOR DIMENSIONS.
26. SEE LANDSCAPE AND CIVIL DRAWINGS FOR ADDITIONAL SITE WORK, TYPICAL.

GATE HARDWARE NOTES

1. ALL EXIT GATES SHALL BE MINIMUM 3'-0" X 6'-8" AND OPERABLE FROM THE INSIDE WITHOUT USE OF A KEY OR SPECIAL KNOWLEDGE AND EXIT DOORS SHALL BE CAPABLE OF OPENING 90 DEGREES AND SHALL BE MOUNTED SO THE CLEAR WIDTH OF THE EXIT WAY IS NOT LESS THAN 32" PER 2012 I.B.C., CHAPTER 10.
2. GATE HARDWARE SHALL ABIDE BY THE FOLLOWING:
   - A. HANDLES, PULLS, LATCHES, LOCKS, AND OTHER OPERABLE PARTS ON ACCESSIBLE GATES SHALL HAVE A SHAPE THAT IS EASY TO GRASP WITH ONE HAND AND DOES NOT REQUIRE TIGHT GRASPING, PINCHING, OR TWISTING OF THE WRIST TO OPERATE. OPERABLE PARTS OF SUCH HARDWARE SHALL BE 34 INCHES (865 MM) MINIMUM AND 48 INCHES (1220 MM) MAXIMUM ABOVE THE FLOOR. WHERE SLIDING GATES ARE IN THE FULLY OPEN POSITION, OPERATING HARDWARE SHALL BE EXPOSED AND USABLE FROM BOTH SIDES. (ICC A117.1 - 2009, SEC. 404.2.6)
   - B. NEW GATES SHALL HAVE LEVER HANDLE HARDWARE.
   - C. GATE CLOSERS. GATE CLOSERS SHALL BE ADJUSTED SO THAT FROM AN OPEN POSITION OF 90 DEGREES, THE TIME REQUIRED TO MOVE THE GATE TO AN OPEN POSITION OF 12 DEGREES SHALL BE 5 SECONDS MINIMUM. (ICC A117.1 - 2009, SECTION 404.2.7.1)
   - D. GATE-OPENING FORCE. THE FORCE FOR PUSHING OR PULLING OPEN GATES SHALL BE AS FOLLOWS:
     1. HINGED GATES: 5.0 POUNDS (22.2 N) MAXIMUM.
     2. SLIDING OR FOLDING GATES: 5.0 POUNDS (22.2 N) MAXIMUM.

     THESE FORCES DO NOT APPLY TO THE FORCE REQUIRED TO RETRACT LATCH BOLTS OR DISENGAGE OTHER DEVICES THAT HOLD THE GATE IN A CLOSED POSITION.
   - E. GATES WITH PANIC HARDWARE: THE ACTIVATING MEMBER SHALL BE MOUNTED AT A HEIGHT OF NOT LESS THAN 30 INCHES OR MORE THAN 44 INCHES ABOVE THE FLOOR. THE UNLATCHING FORCE SHALL NOT EXCEED 15 POUNDS WHEN APPLIED IN THE DIRECTION OF EXIT TRAVEL.
   - F. ENTRY GATES SHALL HAVE THE INTERNATIONAL ACCESSIBILITY SYMBOL.
3. WIDTH OF GATES - THE MINIMUM WIDTH OF EACH GATE OPENING SHALL BE SUFFICIENT FOR THE OCCUPANT LOAD THEREOF AND SHALL PROVIDE A CLEAR WIDTH OF 32 INCHES (813 MM). CLEAR OPENINGS OF GATEWAYS WITH SWINGING GATES SHALL BE MEASURED BETWEEN THE FACE OF THE GATE AND THE STOP, WITH THE GATE OPEN 90 DEGREES (1.57 RAD). WHERE THIS SECTION REQUIRES A MINIMUM CLEAR WIDTH OF 32 INCHES (813 MM) AND A GATE OPENING INCLUDES TWO GATE LEAVES WITHOUT A MULLION, ONE LEAF SHALL PROVIDE A CLEAR OPENING WIDTH OF 32 INCHES (813 MM). THE MAXIMUM WIDTH OF A SWINGING GATE LEAF SHALL BE 48 INCHES (1219 MM) NOMINAL. (2012 IBC, SECTION 1008.1.1)
4. CHANGES IN LEVEL - VERTICAL. CHANGES IN LEVEL OF 1/4 INCH (6.4 MM) MAXIMUM IN HEIGHT SHALL BE PERMITTED TO BE VERTICAL. BEVELED. CHANGES IN LEVEL GREATER THAN 1/4 INCH (6.4 MM) IN HEIGHT AND NOT MORE THAN 1/2 INCH (13 MM) MAXIMUM IN HEIGHT SHALL BE BEVELED WITH A SLOPE NOT STEEPER THAN 1:2. (PER ICC A117.1 - 2009, SECTION 303.2 & 303.3.)

12-UP-2018
07/20/18

EXTOLLO DESIGN
2122 E. SESAME ST.
TEMPE, AZ 85283
480-888-6565

ARCHITECTURE
REGISTERED ARCHITECT
CERTIFICATE NO.
41657
Cory S. Wilkins
Date Signed 10-11-17
ARIZONA, USA
12-31-19

BLK PATIO ADDITION

7301 E. BUTHERUS DRIVE
SCOTTSDALE, AZ 85024

ENLARGED SITE PLAN

DRAWN: JTP

JOB NO. 15-001

DATE: 12.9.16

REVISED:

1 CITY COMMENTS 4.3.17

A-2.0

BLK PATIO ADDITION

7301 E. BUTHERUS DRIVE
SCOTTSDALE, AZ 85024

GENERAL NOTES

1. SPECIAL DESIGNS OR ADAPTATIONS SHOWN ON THESE DRAWINGS ARE THE PROPERTY OF EXTOLLO DESIGN, LLC. AND SHALL NOT BE REPRODUCED, REORDERED, OFFERED FOR SALE OR USED FOR DISPLAY, WITHOUT THE WRITTEN AUTHORIZATION OF EXTOLLO DESIGN, LLC. ALL SAMPLES, MODELS, DRAWINGS, SPECIFICATIONS AND COPIES THEREOF FURNISHED BY EXTOLLO DESIGN, LLC. AND SHOWN IN THESE CONTRACT DOCUMENTS ARE SOLE PROPERTY OF EXTOLLO DESIGN, LLC. THEY SHALL NOT TO BE USED ON WORK OUTSIDE THE ORIGINAL INTENTION OF THESE CONTRACT DOCUMENTS AND SHALL TO BE RETURNED TO EXTOLLO DESIGN, LLC. AT THE COMPLETION OF THE WORK. THE CLIENT AGREES, TO THE FULLEST EXTENT PERMITTED BY LAW, TO INDEMNIFY, DEFEND AND HOLD EXTOLLO DESIGN, LLC. AND IT'S CONSULTANTS HARMLESS FROM ANY CLAIM, DEMAND ACTION, LIABILITY OR COST (INCLUDING REASONABLE ATTORNEY'S FEES AND DEFENSE COSTS) ARISING OR ALLEGEDLY ARISING OUT OF ANY REUSE OR MODIFICATION OF THESE CONTRACT DOCUMENTS BY THE CLIENT OR BY ANY PERSON OR ENTITY THAT ACQUIRES OR OBTAINS THESE CONTRACT DOCUMENTS FROM OR THROUGH THE CLIENT.

2. DO NOT SCALE THESE DRAWINGS. THE GENERAL CONTRACTOR SHALL VERIFY ALL DIMENSIONS AND CONDITIONS AT SITE, AND BRING ANY DISCREPANCIES, ERRORS OR VARIANCES TO THE ATTENTION OF EXTOLLO DESIGN, LLC. PRIOR TO COMMENCEMENT OF THE WORK.

3. LARGE SCALE PLANS SHALL GOVERN OVER SMALL SCALE PLANS. DETAILS SHALL GOVERN OVER PLANS AND ELEVATIONS.

4. ANY INFORMATION REQUIRED BY THE GENERAL CONTRACTOR AND THEIR SUBCONTRACTORS THAT IS NOT SHOWN ON THESE DRAWINGS OR CONTAINED IN OTHER CONTRACT DOCUMENTS SHALL BE REQUESTED BY THE GENERAL CONTRACTOR FROM EXTOLLO DESIGN, LLC. THE GENERAL CONTRACTOR SHALL NOT PROCEED WITH WORK AFFECTED BY SUCH ERRORS, DISCREPANCIES OR OMISSIONS WITHOUT RECEIVING THE NECESSARY CLARIFICATIONS. ADJUSTMENTS INVOLVING SUCH CONDITIONS MADE BY THE GENERAL CONTRACTOR AND/OR THEIR SUBCONTRACTORS WITHOUT PRIOR CLARIFICATION BY EXTOLLO DESIGN, LLC. SHALL BE AT THE GENERAL CONTRACTOR'S OWN RISK. COMPLICATIONS ARISING FROM PROCEEDING WITHOUT THESE CLARIFICATIONS SHALL BE AT THE GENERAL CONTRACTOR'S SOLE EXPENSE.

5. THE GENERAL CONTRACTOR SHALL STRICTLY ADHERE TO THE DESIGN, DETAILS AND SPECIFICATIONS CONTAINED IN THESE DOCUMENTS. NO DEVIATIONS OR SUBSTITUTIONS SHALL BE PERMITTED WITHOUT WRITTEN AUTHORIZATION FROM PINNACLE DESIGN, INC. ANY WORK DONE OR PRODUCTS INSTALLED NOT CONFORMING TO THESE DOCUMENTS SHALL BE REJECTED BY EXTOLLO DESIGN, LLC AND SHALL BE REDONE OR REPLACED AT THE GENERAL CONTRACTOR'S SOLE EXPENSE.

6. MECHANICAL, PLUMBING AND ELECTRICAL ITEMS ON ARCHITECTURAL DRAWINGS ARE SHOWN FOR LOCATION AND QUANTITY ONLY. REFER TO ENGINEERING DRAWINGS FOR ALL TECHNICAL INFORMATION.

7. THE GENERAL CONTRACTOR SHALL BE RESPONSIBLE FOR COORDINATING ALL WORK BETWEEN TRADES. ALL REFERENCES TO THE SCOPE OF WORK INCLUDED IN THESE CONTRACT DOCUMENTS ARE THE RESPONSIBILITY OF THE GENERAL CONTRACTOR AND THEIR SUBCONTRACTORS.

8. THE SCOPE OF WORK INDICATED IN THESE CONTRACT DOCUMENTS SHALL COMPLY WITH ALL LOCAL, STATE AND FEDERAL CODES, REGULATIONS AND ORDINANCES.

9. ALL WORK SHALL BE PERFORMED BY SKILLED AND QUALIFIED WORKMEN USING THE INDUSTRY STANDARDS FOR THE BEST PRACTICES OF EACH TRADES WORK.

10. ALL MATERIALS SHALL BE NEW AND CONTAINED IN IT'S ORIGINAL PACKAGING OR CONTAINER WHEN DELIVERED TO THE SITE. ALL MATERIALS SHALL BE PROTECTED FROM DAMAGE BEFORE, DURING CONSTRUCTION AND AT THE TIME THE GENERAL CONTRACTOR RELEASES THE SITE FOR OCCUPANCY.

11. THE GENERAL CONTRACTOR SHALL NOT CAUSE INTERRUPTION OF MECHANICAL, PLUMBING, ELECTRICAL AND OTHER UTILITY SERVICES TO THE REMAINING AREAS OF THE EXISTING BUILDING AND PREMISES, INCLUDING AREAS OUTSIDE THE CONSTRUCTION LIMITS OF THE PROJECT. THE GENERAL CONTRACTOR SHALL SCHEDULE AND COORDINATE ALL REQUIRED INTERRUPTIONS WITH THE CLIENT/ BUILDING OWNER PRIOR TO PERFORMING ANY SHUT DOWNS OR INTERRUPTIONS.

12. THE GENERAL CONTRACTOR SHALL BE RESPONSIBLE FOR MAINTAINING A SAFE WORK ENVIRONMENT FOR ALL WORKERS AND BUILDING OCCUPANTS. THE GENERAL CONTRACTOR SHALL COMPLY WITH LOCAL, STATE AND FEDERAL SAFETY CODES, REGULATIONS AND ORDINANCES.

13. THE GENERAL CONTRACTOR SHALL MAINTAIN A CLEAN PREMISES FREE OF TRASH AND DEBRIS. THE GENERAL CONTRACTOR SHALL PROTECT ALL ADJACENT BUILDING AREAS FROM DAMAGE, SOILING, PAINT OVER SPRAY AND DUST. ALL FIXTURES, EQUIPMENT, GLAZING, WINDOW TREATMENTS, FLOORS, CEILINGS AND OTHER BUILDING ELEMENTS, SHALL BE LEFT CLEAN AND READY FOR OCCUPANCY. ANY DAMAGES INCURRED DURING DEMOLITION OR CONSTRUCTION OF THIS SCOPE OF WORK SHALL BE REPAIRED, REPLACED, OR PATCHED AT THE DISCRETION OF THE BUILDING OWNER OR CLIENT. THE GENERAL CONTRACTOR SHALL BEAR FINANCIAL RESPONSIBILITY FOR SUCH DAMAGE AND ANY WORK UNDERTAKEN TO CORRECT IT.

14. THE GENERAL CONTRACTOR SHALL PAY FOR ALL NECESSARY FEES AND PERMITS REQUIRED FOR THE SCOPE OF WORK TO BE PERFORMED PRIOR TO COMMENCEMENT OF CONSTRUCTION UNLESS NOTIFIED OR DIRECTED OTHERWISE.

15. MANUFACTURED MATERIALS, FINISHES AND EQUIPMENT SHALL BE INSTALLED PER MANUFACTURER'S RECOMMENDATIONS AND SPECIFICATIONS.

16. THE GENERAL CONTRACTOR SHALL SUBMIT SHOP DRAWINGS AND/OR SAMPLES OF ALL PURCHASED, FABRICATED AND FINISH ITEMS FOR REVIEW BY EXTOLLO DESIGN, LLC. PRIOR TO PURCHASING OR FABRICATING SUCH MATERIALS. THE GENERAL CONTRACTOR SHALL DELIVER A MINIMUM OF 3 COPIES OF THESE SUBMITTALS TO EXTOLLO DESIGN, LLC.

17. ALL EXIT DOORS SHALL BE OPENABLE FROM THE INSIDE WITHOUT USE OF A KEY OR SPECIAL KNOWLEDGE. MANUALLY OPERATED OR SURFACE MOUNTED FLUSH BOLTS AND SURFACE BOLTS ARE PROHIBITED.

18. MOUNTING HEIGHT FOR TELEPHONE/COMPUTER AND ELECTRICAL OUTLETS SHALL BE 15 INCHES ABOVE THE FINISHED FLOOR TO THE BOTTOM OF THE COVER PLATE UNLESS NOTED OTHERWISE. ELECTRICAL/TELEPHONE OUTLET COMBINATIONS SHALL BE MOUNTED ON EITHER SIDE OF THE SAME STUD.

19. MOUNTING HEIGHT FOR LIGHT SWITCHES AND THERMOSTATS SHALL BE 4'-0" ABOVE THE FINISHED FLOOR TO THE TOP OF LIGHT SWITCH AND THERMOSTAT COVERS. THERMOSTATS SHALL NOT BE PLACED IN THE CENTER OF A PARTITION AND SHALL BE LOCATED ADJACENT TO A DOOR, LIGHT SWITCH OR PARTITION OPENING WHERE APPLICABLE.

20. THE GENERAL CONTRACTOR SHALL FURNISH AND INSTALL ALL EXIT SIGNS, NIGHT OR EMERGENCY LIGHTS, FIRE AND SMOKE DETECTION; AND ALARM SYSTEMS EXTENSIONS INTO THE AREA OF WORK AS REQUIRED BY LOCAL, STATE AND FEDERAL CODES AND THE CITY FIRE MARSHAL.

22. ALL GLASS SUBJECT TO HUMAN IMPACT SHALL CONFORM TO THE REQUIREMENTS OF I.B.C. SECTION 2406. SAFETY GLAZING SHALL BE INSTALLED AS PER 2406.4 INCLUDING (BUT NOT LIMITED TO): ANY GLAZING WITHIN A 24 INCH ARC OF EITHER VERTICAL EDGE OF THE DOOR AND WHOSE BOTTOM EDGE IS LESS THAN 60 INCHES ABOVE THE FLOOR; AND, ANY GLAZING THAT IS GREATER THAN 9 SQUARE FEET, AND WHOSE BOTTOM EDGE IS LESS THAN 18 INCHES ABOVE THE FLOOR AND WHOSE TOP EDGE IS MORE THAN 36 INCHES ABOVE THE FLOOR AND IS WITHIN 36 INCHES HORIZONTALLY OF A WALKING SURFACE. GLASS SHALL BE FIRMLY SUPPORTED ON ALL FOUR EDGES. THE FOLLOWING THICKNESSES OF GLASS MAY BE USED IN BUTT GLAZED, FIXED GLASS WINDOWS, WHEN SUPPORTED BY TWO EDGES:

60 INCH SPAN OR LESS: 1/4" THICK
80 INCH SPAN OR LESS: 5/16"THICK
96 INCH SPAN OR LESS: 3/8" THICK

31. THESE CONTRACT DOCUMENTS ASSUME THAT ALL EXISTING CONSTRUCTION CONDITIONS COMPLY WITH APPLICABLE CODES IN REGARDS TO THIS PROJECT'S SCOPE OF WORK. THE GENERAL CONTRACTOR SHALL INFORM THE BUILDING OWNER AND EXTOLLO DESIGN, LLC OF ANY ITEMS DISCOVERED TO BE OUT OF CODE COMPLIANCE DURING CONSTRUCTION.

32. THE GENERAL CONTRACTOR SHALL PROVIDE THE FOLLOWING PROJECT CLOSE OUT DOCUMENTS FOR DISTRIBUTION TO THE CLIENT/ BUILDING OWNER:

A. ONE REPRODUCIBLE SET OF RECORD DRAWINGS INDICATING ALL MODIFICATIONS MADE TO BUT NOT LIMITED ARCHITECTURAL, STRUCTURAL, MECHANICAL, PLUMBING AND ELECTRICAL AND FIRE LIFE SAFETY SYSTEMS DURING CONSTRUCTION OF THIS PROJECT.

B. THREE COPIES OF ALL INDIVIDUAL WARRANTEES AND GUARANTEES ASSEMBLED IN LOOSE LEAF BINDERS WITH A TABLE OF CONTENTS. THE GENERAL CONTRACTOR SHALL INCLUDE THEIR OVERALL ONE YEAR WARRANTEE. THE DATE OF ALL WARRANTEES AND GUARANTEES SHALL BE THE DATE OF SUBSTANTIAL COMPLETION OR AS AGREED TO IN WRITING FROM THE CLIENT/ BUILDING OWNER. THE INFORMATION SHALL INCLUDE LISTING OF CONTRACTORS, SUB-CONTRACTORS AND MAJOR SUPPLIERS WITH COMPANY NAME, CONTACT PERSON, ADDRESSES AND TELEPHONE NUMBERS.

C. THE GENERAL CONTRACTOR SHALL CHANGE CONSTRUCTION LOCK CORES TO A PERMANENT KEYING SYSTEM AND DISTRIBUTE ALL KEYS TO THE CLIENT/ BUILDING OWNER IN THE KEYING CONFIGURATION AND QUANTITIES REQUIRED.

D. THE GENERAL CONTRACTOR SHALL PROVIDE EXTRA STOCK MATERIAL DELIVERED AND STORED IN THE CLIENT/ BUILDING OWNER'S DESIGNATED AREA FOR THE FOLLOWING:

1. TWO FULL CARTONS OF CARPET TILES
2. LARGE REMNANTS OF BROADLOOM CARPET
3. TWO FULL CARTONS OF FIELD VCT, CERAMIC, STONE OR OTHER FLOOR MATERIAL.
4. ONE FULL CARTON OF EACH ACCENT VCT, CERAMIC, STONE OR OTHER FLOOR MATERIAL.
5. ONE GALLON OF EACH PAINT COLOR USED.

E. THREE COPIES OF OPERATION AND MAINTENANCE MANUALS ASSEMBLED IN LOOSE LEAF BINDERS WITH FOLLOWING INFORMATION:

1. OPERATING INSTRUCTIONS SHALL INCLUDE COMPLETE OPERATING SEQUENCES CONTROL DIAGRAMS, DESCRIPTION METHOD OF MACHINERY, SERIAL NUMBERS, FACTORY ORDER NUMBERS, PARRTS LIST, TESTING, INSTRUCTION BOOKS, SUPPLIER'S NAME, ADDRESS AND TELEPHONE NUMBER.

2. MAINTENANCE INSTRUCTIONS SHALL INCLUDE WRITTEN INSTRUCTIONS FOR REQUIRED AND SUGGESTED MAINTENANCE SCHEDULES FOR MECHANICAL, PLUMBING, ELECTRICAL AND SPECIALTY ITEMS FOR THIS PROJECT.

3. MAINTENANCE INSTRUCTIONS AND APPROVED CLEANING PRODUCTS FOR ALL FINISH MATERIALS.

33. ACCESSIBILITY SIGNAGE - PER ICC A117.1-2009, SECTION 703.1 TACTILE SIGNS SHALL CONTAIN BOTH RAISED CHARACTERS AND BRAILLE. WHERE SIGNS WITH BOTH VISUAL AND RAISED CHARACTERS ARE REQUIRED, EITHER ONE SIGN WITH BOTH VISUAL AND RAISED CHARACTERS, OR TWO SEPARATE SIGNS, ONE WITH VISUAL, AND ONE WITH RAISED CHARACTERS, SHALL BE PROVIDED

34. MEANS OF EGRESS ILLUMINATION - PER 2012 IBC, SECTION 1006.2 THE MEANS OF EGRESS ILLUMINATION LEVEL SHALL NOT BE LESS THAN (1) FOOTCANDLE (11 LUX) AT THE WALKING SURFACE.

35. FIRE EXTINGUISHERS - PER 2012 IFC, SECTION 906.9.1 PORTABLE FIRE EXTINGUISHERS HAVING A GROSS WEIGHT NOT EXCEEDING 40 POUNDS (18 KG) SHALL BE INSTALLED SO THAT THEIR TOPS ARE NOT MORE THAN 5 FEET (1524 MM) ABOVE THE FLOOR.PER 2012 IFC, SECTION 906.3.1 PROVIDE SEMI-RECESSED FIRE EXTINGUISHER, TYPE 2A10DC A MAXIMUM OF (75) FEET APART.

CITY OF SCOTTSDALE FIRE DEPARTMENT NOTES

1. SUBMIT SHOP DRAWINGS FOR ANY MODIFICATION OF THE EXISTING FIRE SPRINKLER SYSTEM AND COMPLY W/ NFPA 13 & LOCAL AMENDMENTS. NOTE: EXISTING STANDARD RESPONSE SPRINKLER HEADS IN LIGHT HAZARD OCCUPANCIES WITHIN THE TENANT SPACE SHALL BE CHANGED OUT TO QUICK RESPONSE WHEN WORK HAS BEEN CONTRACTED TO ADD AND/OR RELOCATE 50% OR MORE OF THE SPRINKLER HEADS.
2. ALL FIRE PROTECTION SYSTEMS SHALL REMAIN OPERATIONAL AND MODIFIED AS NECESSARY FOR CODE COMPLIANCE.
3. MOUNT MINIMUM 2-A-10-BC RATED FIRE EXTINGUISHER(S) IN ACCORDANCE WITH THE INTERNATIONAL FIRE CODE AND NFPA 10. FIRE EXTINGUISHER QUANTITY & LOCATION(S) SHALL BE APPROVED BY THE FIRE INSPECTOR.
4. EXIT & EMERGENCY LIGHTING SHALL COMPLY WITH CITY ORDINANCE & IFC. SEE ELECTRICAL
5. FIRE LANES TO BE ESTABLISHED AND/OR MAINTAINED.
6. ESTABLISH & MAINTAIN 20' OF ACCESS TO ALL STRUCTURES FROM THE PUBLIC ROADWAY DURING CONSTRUCTION.
7. PROVIDE A NEW KNOX BOX IF ONE DOES NOT EXIST ON BUILDING. MOUNT BY MAIN ENTRANCE 4' - 6' A.F.F. PROVIDE A DOOR KEY FROM TENANT AND PLACE IN KNOX BOX.
8. NUMERICAL PREMISES ID MUST BE LEGIBLE FROM STREET OR DRIVE.
9. CONTRACTOR TO VERIFY EXISTING AND/OR REQUIRED FIRE HYDRANT(S) INSTALLATION & MARKED WITH BLUE REFLECTOR PRIOR TO CERTIFICATE OF OCCUPANCY
10. SUBMIT SHOP DRAWINGS FOR ANY MODIFICATION TO FIRE ALARM SYSTEM (IF EXISTING) & COMPLY WITH NFPA 72 & LOCAL CODES (SEE MECHANICAL SHEETS FOR DUCT DETECTOR NOTES)

PROJECT DIRECTORY

BUILDING OWNER
JEFFREY S. BENICE
3080 BRISTOL ST.
COSTA MESA, CA 92626
CONTACT: JEFF BENICE
PHONE: 714.641.3600 X221
FAX: 714.641.3605
EMAIL: -

CIVIL ENGINEER
3 ENGINEERING
2929 E. CAMELBACK RD.
PHOENIX, ARIZONA 85016
CONTACT: DAN MANN
PHONE: 602.334.4387
FAX: 602.490.3230
EMAIL: DAN@3ENGINEERING.COM

LANDSCAPE ARCHITECT
DESIGN ETHIC
7201 E. CAMELBACK RD.
PHOENIX, AZ. 85251
CONTACT: BRANDON PAUL
PHONE: 480.225.7077
EMAIL: BPAUL@DESIGNETHIC.NET

ARCHITECT
CW ARCHITECTURE
6514 E. ASTER DR.
SCOTTSDALE, ARIZONA 85254
CONTACT: CORY WIEBERS
PHONE: 480.264.7273
FAX: 480.264.7873
EMAIL: CORYW@CWARCHITECTURE.NET

DESIGNER
EXTOLLO DESIGN, LLC
2122 E. SESAME ST.
TEMPE, ARIZONA 85283
CONTACT: JEFF PIELAGE
PHONE: 480.888.6565
EMAIL: JPIELAGEPM@GMAIL.COM

STRUCTURAL ENGINEER
STRUKTUR STUDIO
1525 N. GRANITE REEF ROAD
SCOTTSDALE, ARIZONA 85257
CONTACT: DAVID LUNENG
PHONE: 480.425.2250
FAX: 480.425.2225
EMAIL: DAVIDL@STRUKTURSTUDIO.COM

CITY OF SCOTTSDALE SITE PLAN PLANNING NOTES

CITY OF SCOTTSDALE
Planning and Development Services
7447 East Indian School Road
Scottsdale, Arizona 85251

SITE PLAN - PLANNING NOTES
COMMERCIAL & MULTI-FAMILY

Please provide the following checked notes on the site plan, additional notes may be required.

- ☐ Sight distance triangles shall be shown on final plans for driveways from commercial sites and any intersections. Area within the safety triangle is to be clear of landscaping, signs, or other visibility obstructions with a height greater than 1.5 feet. Trees within the safety triangle shall be single trunk and have a canopy that begins at 8 feet in height upon installation. All heights are measured from nearest street line elevation.
- ☐ Temporary/Security Fencing that is required or is optionally provided shall be in accordance with the Zoning Ordinance and the Design Standards and Policies Manual.
- ☐ The temporary/security fence location shall not be modified or the temporary/security fence shall not be removed without the approval of the Planning and Development Services' Inspection Services Division.
- ☐ All rights-of-way adjacent to this property shall be landscaped and maintained by the property owner.
- ☐ All signs require separate permits and approvals.
- ☐ A master sign program shall be subject to the approved of the Development Review Board prior to the issuance of a sign permit for multi-tenant buildings.
- ☐ No exterior vending or display shall be allowed.
- ☐ Flagpoles, if provided, shall be one piece conical tapered.
- ☐ No exterior public address or speaker system shall be allowed.
- ☐ Patio umbrellas, if provided, shall be solid colors and shall not have any advertising in the form of signage or logos.
- ☐ All exterior mechanical, utility, and communication equipment shall be screened to the height of the tallest unit by parapet or screen wall that matches the architectural color and architectural finish of the building. Ground mounted mechanical, utility, and communication equipment shall be screened by a screen wall that matches the architectural color and architectural finish of the building, which is a minimum of 1'-0" higher than the highest point of tallest unit. (Details are still required.)
- ☐ All equipment, utilities, or other appurtenances attached to the building shall be an integral part of the building design in terms of form, color and texture.
- ☐ No exterior visible ladders shall be allowed.
- ☐ All pole-mounted lighting shall be a maximum of 20 feet in height.
- ☐ No chain link fencing shall be allowed.
- ☐ No turf areas shall be provided.
- ☐ No irrigation shall be provided to undisturbed Natural Area Open Space (NAOS) areas.
- ☐ Provide the Natural Area Open Space (NAOS) and Limits of Construction (LOC) Protection Program on the Plans:

NATURAL AREA OPEN SPACE (NAOS) AND LIMITS OF CONSTRUCTION (LOC) PROTECTION PROGRAM:

1. No building, grading, or construction activity shall encroach into areas designated as NAOS, or outside the designated construction envelope.
2. All NAOS and area outside of the LOC shall be protected from damage prior to, and during construction by the follow methods:
   a. A registered land surveyor shall stake all NAOS and LOC disturbance based on this exhibit.
   b. ± Three (3) foot tall steel rebar, or City of Scottsdale Inspection Services approved similar, shall be set along the NAOS and LOC, and connected with gold roping by the contractor prior to any clearing or grading.
   c. All cactus subject to the City of Scottsdale's native plant ordinance directly adjacent, within two feet, of the NAOS and LOC line shall be fenced with wire fencing to prevent damage.
   d. The staking, roping, and fencing shall be maintained intact by the contractor during the duration of the construction activity.
3. The contractor shall remove staking, roping, and fencing after receipt of the Letter of Acceptance from the City of Scottsdale for all construction work.

October 2, 2007

PROJECT NARRATIVE

THESE CONSTRUCTION DOCUMENTS ARE BASED ON A, MINOR, STAFF APPROVED, DEVELOPMENT REVIEW 409-SA-2016. THE SCOPE OF WORK CONSISTS OF THE ADDITION OF AN EXTERIOR PATIO AND ADJACENT WALKWAYS TO AN EXISTING BUILDING. THE EXISTING BUILDING INCLUDES BLK-3, WHICH IS AN EXISTING RESTAURANT AND BLK-LIVE WHICH IS AN EXISTING BAR/LIVE MUSIC SPACE.

PARKING STALL REQUIREMENTS HAVE ALSO RECEIVED PRE-APPROVAL UNDER THE MINOR, STAFF APPROVED, DEVELOPMENT REVIEW 409-SA-2016. THE PARKING CLACULATIONS BELOW REFLECT THE AGREED UPON TOTAL REQUIRED QUANTITY.

2 1

THIS PROPERTY CURRENTLY CONTAINS (119) EXISTING STALLS. THE OWNER HAS LEASED AN ADDITIONAL (22) STALLS DURING NON-WORKING HOURS ONLY (FRIDAY NIGHT, SATURDAY, AND SUNDAY) ON THE ADJACENT PROPERTY TO THE EAST (7333 E BUTHERUS DR. SCOTTSDALE 85260). SEE REVISED PARKING ASSURANCE AGREEMENT ATTACHED AND CALCULATIONS BELOW. LEASE LENGHT MEETS THE 5-YEAR MINIMUM AND LEASED STALLS ARE WITHIN THE MINIMUM 500 FT FROM THE PROJECT PROPERTY.

THE NEW EXTERIOR PATIO ITSELF IS BEING CONNECTED TO THE EXISTING RESTAURANT AND KITCHEN. THE PATIO WILL PRIMARILY CONTAIN 2-PERSON TABLES, 4-PERSON TABLES, 3 TO 4 SMALL FREESTANDING LIGHTS, AND CIRCULATION SPACE TO ACCOMMODATE 2-3 SERVERS AND EXITING REQUIREMENTS. THE (3) AREAS LISTED ABOVE PLUS ALL THE RESTROOMS WILL BE OPERATING FROM OPEN TO 8PM. THE REMAINDER OF THE FACILITY WILL BE CLOSED DURING THESE HOURS. THE OWNER HAS PROVIDED A LETTER STATING WHICH FUNCTIONS WILL BE OPEN DURING THE DAY SHIFT (OPEN TO 8PM) AND THE NIGHT SHIFT (8PM TO CLOSE). SEE SHEET A-1.1 FOR A VISUAL BREAKDOWN.

THERE IS NO WORK ON THE ROOF AND NO WORK ON THE INTERIOR OF THE EXISTING BUILDING. NO HIGH PILE STORAGE. NO HAZARDOUS CHEMICALS EXCEEDING TABLE 307.1 OF THE 2012 IBC. ANY AND ALL FUTURE SIGNAGE MODIFICATIONS TO BE SUBMITTED SEPARATELY.

SHEET INDEX

G-0.0 PROJECT NARRATIVE - PROJECT INFORMATION - PARKING CALCULATIONS

C-101 IMPROVEMENT PLAN
C-102 GRADING AND DRAINAGE PLAN

L-01 COVER SHEET AND SITE PLAN
L-02 PLANTING PLAN
L-03 IRRIGATION NOTES AND PLAN
L-04 LANDSCAPE AND IRRIGATION DETAILS
L-05 PLANTING SPECIFICATIONS
L-06 IRRIGATION SPECIFICATIONS

A-1.0 OVERALL ARCHITECTURAL SITE PLAN
A-2.0 ENLARGED ARCHITECTURAL SITE PLAN
A-3.0 EXTERIOR ELEVATIONS
A-4.0 SECTIONS AND DETAILS

E-1.0 ELECTRICAL SYMBOLS AND SPECIFICATIONS
E-2.0 ELECTRICAL SITE PLAN
E-3.0 ELECTRICAL CUT SHEETS

S-1.0 GENERAL STRUCTURAL NOTES
S-1.1 FOUNDATION PLAN AND DETAILS
STRUCTURAL CALCULATIONS (SEPARATE ATTACHMENT)

LEASED PARKING STALL LOCATION PLAN

2



CODE INFORMATION

APN:	215-56-024B
ADDRESS:	7301 E. BUTHERUS DR. SCOTTSDALE, AZ 85024
ZONING:	C-2 (NO CHANGE)
SITE AREA:	84,158 S.F.
FLOOR AREA RATIO (0.8):	67,326 SF REQUIRED (NO CHANGE) 9,579 SF PROVIDED (NO CHANGE TO BUILDING)
OPEN SPACE AREA (0.1):	9,426 SF REQUIRED 12,301 SF PROVIDED
MAXIMUM HEIGHT:	36' FEET (MAXIMUM ALLOWED) 15' FEET EXISTING (NO CHANGE)
SETBACKS:	FRONT REQ.: 50% OF OPEN SPACE OR 4,713 SF FRONT PROV. : 8,438 SF (BUTHERUS), 3,863 SF (73RD ST.) SIDE: N/A REAR: N/A
NUMBER OF STORIES:	1
AGE OF BUILDING:	BUILT IN 1980

SCOTTSDALE BUILDING CODES (WITH CITY OF SCOTTSDALE AMENDMENTS)

2012 INTERNATIONAL BUILDING CODE WITH AMENDMENTS
2012 INTERNATIONAL EXISTING BUILDING CODE WITH AMENDMENTS
2012 INTERNATIONAL ENERGY CONSERVATION CODE WITH AMENDMENTS
2012 INTERNATIONAL MECHANICAL CODE WITH AMENDMENTS
2012 INTERNATIONAL FUEL GAS CODE WITH AMENDMENTS
2012 INTERNATIONAL GREEN CONSTRUCTION CODE WITH AMENDMENTS
2011 NATIONAL ELECTRIC CODE WITH AMENDMENTS
2012 INTERNATIONAL PLUMBING CODE WITH AMENDMENTS
2012 INTERNATIONAL PROPERTY MAINTENANCE CODE
AMERICANS WITH DISABILITIES ACT
ADAAG

ALL PRODUCTS LISTED BY I.C.C.NUMBER(S) SHALL BE INSTALLED PER THE REPORT AND MANUFACTURER'S WRITTEN INSTRUCTIONS. PRODUCT SUBSTITUTION(S) FOR PRODUCT(S) LISTED SHALL ALSO HAVE I.C.C. APPROVED EVALUATION REPORT(S) OR BE APPROVED AND LISTED BY OTHER NATIONALLY RECOGNIZED TESTING AGENCIES.

FIRE SPRINKLER MODIFICATIONS ARE NOT REQUIRED AS PART OF THIS PROJECT. ANY FIRE SPRINKLER WORK, DEEMED REQUIRED BY THE CITY OF SCOTTSDALE, SHALL BE DEFERRED SUBMITTALS. BEFORE COMMENCING ANY WORK ON THE SPRINKLER SYSTEM, PLANS WILL BE SUBMITTED AND APPROVED BY THE DEPARTMENT OF BUILDING SAFETY.

PARKING CALCULATIONS

EXST. RESTAURANT + KITCHEN = 1838+2438+= 4276 SQFT /120 = 35.63 STALLS REQ.
SHARED ENTRY = 545 SQFT / 120 = 4.54
NEW PATIO = 2500 SQFT – 1000 / 350 = 4.28
STORAGE = 253 SQFT / 800 = 0.31
MUSIC SPACE 3347 SQFT / 60 = 55.78
EXISTING PATIO SPACE = 10400 SQFT – 200 – 992 FOR LANDSCAPING / 200= 46.04
STORAGE = 183 / 800 = 0.20
SUBTOTAL PARKING STALLS REQUIRED = 146.78 OR 147 STALLS REQUIRED

PARKING STALL REDUCTION = A TOTAL REDUCTION OF (2) PARKING STALLS PER EXISTING SHOWER. (3) EXISTING SHOWERS PROVIDED / (6) TOTAL PARKING STALLS REMOVED FROM REQUIRED TOTAL
TOTAL STALLS REMOVED FROM REQUIRED SUBTOTAL: 6

2 1

TOTAL PARKING STALLS PROVIDED:
EXISTING ON PROJECT PROPERTY: 119
LEASED PARKING STALLS FROM ADJACENT PROPERTY: 22
TOTAL PARKING STALLS PROVIDED: 141

TOTAL STALLS REQUIRED AFTER REDUCTIONS: 141
TOTAL STALLS BEING PROVIDED: 141

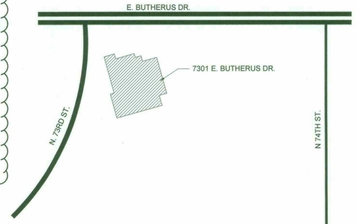

VICINITY MAP
NO SCALE

NORTH

EXTOLLO DESIGN
2122 E. SESAME ST.
TEMPE, AZ 85283
480-888-6565

ARCHITECTURE
REGISTERED ARCHITECT
CERTIFICATE NO. 41657
Cory S. Wiebers
10-11-17
ARIZONA, U.S.A.
12—31—19

BLK PATIO ADDITION
7301 E. BUTHERUS DRIVE
SCOTTSDALE, AZ 85024

PROJECT NARRATIVE - PROJECT INFORMATION - PARKING CALCULATIONS

DRAWN: JTP

JOB NO. 15-001
DATE: 12.9.16
REVISED:
1 CITY COMMENTS 4.3.17
2 CITY COMMENTS 10.9.17

G-0.0
12-UP-2018
07/20/18

1 EXISTING OCCUPANCY CLACULATIONS

OCCUPANCY GROUP: A-2

BUILDING AREAS: INTERIOR (WITH AFES):

INTERIOR EXISTING DINING:	1549 SF
INTERIOR EXISTING BAR:	215 SF
INTERIOR EXISTING RESTROOMS:	468 SF
INTERIOR EXISTING KITCHEN:	2484 SF
NON OCCUPIES/NON A/C STORAGE:	355 SF
TOTAL (GROSS FLOOR AREA)	5071 SF

PATIO:

ENCLOSED/COVERED PATIO (WITH AFES):

DINING:	3203 SF
RESTROOMS:	504 SF
BAR:	422 SF
TOTAL:	4129 SF

EXTERIOR PATIO:

DINING:	7137 SF
(INCLUDING 992 SF OF LANDSCAPE AND 1444 SF OF WATER FEATURE)	
CABANAS:	1320 SF
BAR:	201 SF
TOTAL:	8658 SF
TOTAL PATIO:	12787 SF

OCCUPANT LOAD:

INTERIOR:

ASSEMBLY (WITHOUT FIXED SEATS) INTERIOR

TABLES & CHAIRS: 1549 / 15= 103.3 USE 104

KITCHENS (COMMERCIAL): 2484 / 200= 12.42 USE 13

TOTAL OCCUPANTS INTERIOR: 117

EXITS REQUIRED (INTERIOR): 2

EXITS PROVIDED (INTERIOR): 2

EXITS REQUIRED (KITCHEN): 1

EXITS PROVIDED (KITCHEN): 2

COVERED ENCLOSED PATIO:

ASSEMBLY (WITHOUT FIXED SEATS)

TABLES & CHAIRS (COVERED PATIO): 3203 / 15= 213.6 USE 214

TOTAL OCCUPANTS COVERED PATIO: 214

EXITS REQUIRED (COVERED PATIO): 2

EXITS PROVIDED (COVERED PATIO): 2

EXTERIOR PATIO:

ASSEMBLY (WITHOUT FIXED SEATS)

TABLES & CHAIRS (EXTERIOR PATIO):

7137-992(LDSCP)-1444 (WATER FEATURE)/15 = 313.4 USE 314

ASSEMBLY (WITH FIXED SEATS):

FIXED SEATS (CABANAS, 4 SEATS X 10 CABANAS) = 40

TOTAL OCCUPANTS EXTERIOR PATIO: 354

EXITS REQUIRED (EXTERIOR PATIO): 2

EXITS PROVIDED (EXTERIOR PATIO): 2

1 PLUMBING CALCULATIONS (OPENING TO 9PM)

NOTE: SEE EXISTING CALCULATIONS ABOVE FOR OCCUPANT COUNT PER AREA.

INTERIOR (EXISTING RESTAURANT): 104 OCCUPANTS TOTAL
104/2 = 52 MEN & 52 WOMEN
WATER CLOSETS - 52 M/W /75 = (1) FIXTURE PER GENDER
LAVATORIES - 52 M/W /200 = (1) FIXTURE PER GENDER

INTERIOR (EXISTING KITCHEN): 13 OCCUPANTS TOTAL
13/2 = 7 MEN & 7 WOMEN
WATER CLOSETS - 7 M/W / 75 = (1) FIXTURE PER GENDER
LAVATORIES 7 M/W /200 = (1) FIXTURE PER GENDER

NEW EXTERIOR PATIO (SCOPE OF WORK): 2500 SF/15 = 167 OCCUPANTS TOTAL
167/2 = 84 MEN & 84 WOMEN
WATER CLOSETS - 84 M/W /75 = (2) FIXTURES PER GENDER
LAVATORIES - 84 M/W /200 = (1) FIXTURES PER GENDER

TOTALS REQUIRED / PROVIDED:
MEN = (4) WC'S REQUIRED THESE HOURS / (4) WC'S & (4) URINALS PROVIDED
WOMEN (4) WATER CLOSETS REQUIRED THESE HOURS / (7) PROVIDED.
MEN = (3) LAVATORIES REQUIRED THESE HOURS / (8) PROVIDED.
WOMEN = (3) LAVATORIES REQUIRED THESE HOURS / (8) PROVIDED.

9PM TO CLOSE

ALL AREAS OPEN DURING THIS TIME PERIOD AND ALL RESTROOMS IN THIS FACILITY ARE EXISTING TO REMAIN. THESE AREAS ARE NOT WITHIN THE SCOPE OF WORK AREA AND THERE HAS BEEN NO CHANGE IN USE. PLUMBING CALCULATIONS ARE NOT REQUIRED. AREAS OPEN DURING THIS TIME PERIOD HAVE BEEN HATCHED, HOWEVER, AS REQUESTED BY THE CITY. THE RESTROOMS, KITCHEN AND FOYER ARE OPEN AT ALL TIMES. SEE ATTACHED LETTER FROM OWNER CONFIRMING FUNCTIONS AND OPERATING HOURS.

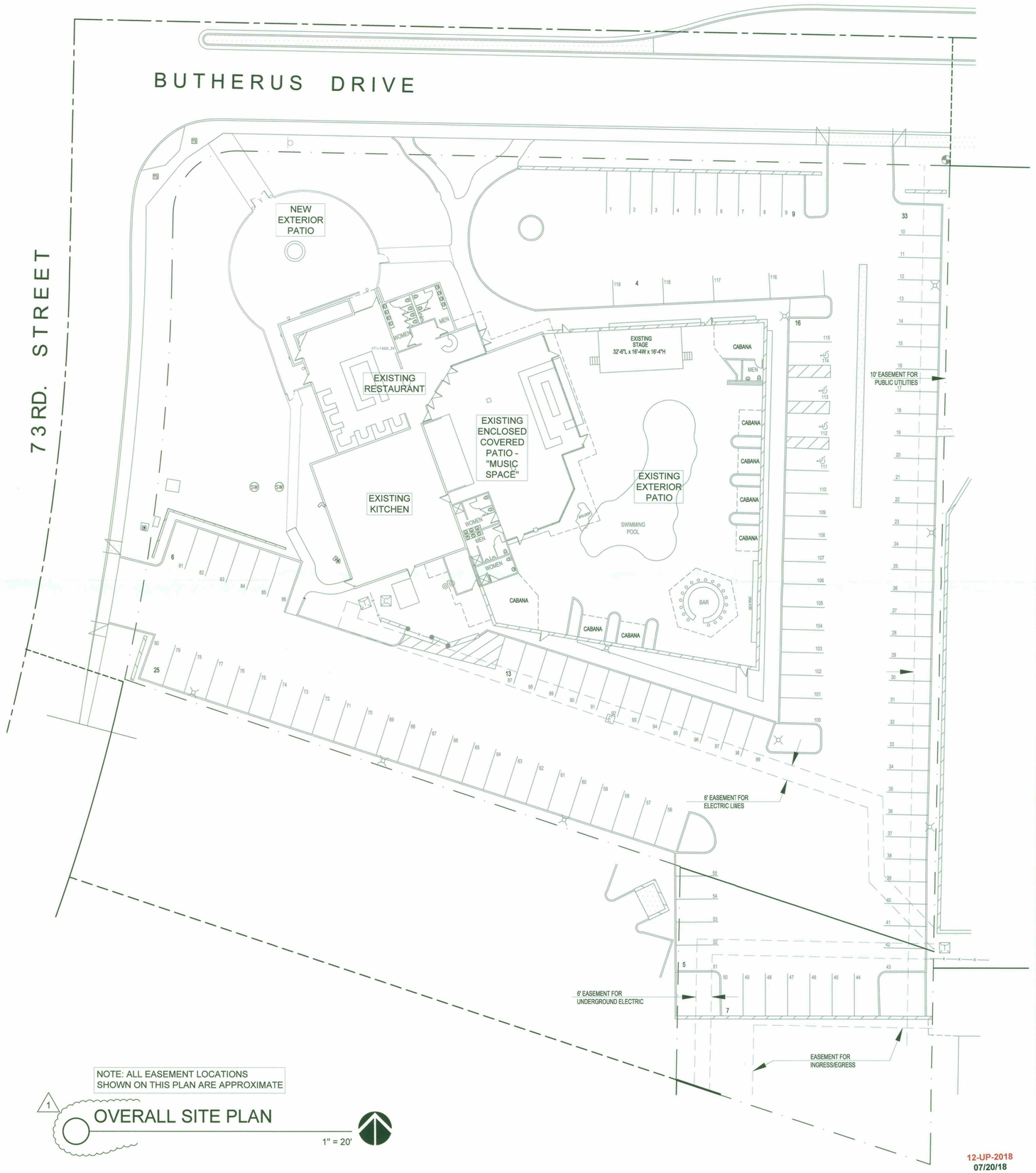

NOTE: ALL EASEMENT LOCATIONS SHOWN ON THIS PLAN ARE APPROXIMATE

1 OVERALL SITE PLAN

1" = 20'

12-UP-2018
07/20/18

EXTOLLO DESIGN
2122 E. SESAME ST.
TEMPE, AZ 85283
480-888-6565

BLK PATIO ADDITION

7301 E. BUTHERUS DRIVE
SCOTTSDALE, AZ 85024

OVERALL SITE PLAN

DRAWN: JTP

JOB NO. 15-001

DATE: 10.12.16

REVISED:

1 CITY COMMENTS 4.3.17

A-1.0

BLK PATIO ADDITION

7301 E. BUTHERUS DRIVE
SCOTTSDALE, AZ 85024

GENERAL NOTES

1. SPECIAL DESIGNS OR ADAPTATIONS SHOWN ON THESE DRAWINGS ARE THE PROPERTY OF EXTOLLO DESIGN, LLC. AND SHALL NOT BE REPRODUCED, REORDERED, OFFERED FOR SALE OR USED FOR DISPLAY, WITHOUT THE WRITTEN AUTHORIZATION OF EXTOLLO DESIGN, LLC. ALL SAMPLES, MODELS, DRAWINGS, SPECIFICATIONS AND COPIES THEREOF FURNISHED BY EXTOLLO DESIGN, LLC. AND SHOWN IN THESE CONTRACT DOCUMENTS ARE SOLE PROPERTY OF EXTOLLO DESIGN, LLC. THEY SHALL NOT TO BE USED ON WORK OUTSIDE THE ORIGINAL INTENTION OF THESE CONTRACT DOCUMENTS AND SHALL TO BE RETURNED TO EXTOLLO DESIGN, LLC. AT THE COMPLETION OF THE WORK. THE CLIENT AGREES, TO THE FULLEST EXTENT PERMITTED BY LAW, TO INDEMNIFY, DEFEND AND HOLD EXTOLLO DESIGN, LLC. AND IT'S CONSULTANTS HARMLESS FROM ANY CLAIM, DEMAND ACTION, LIABILITY OR COST (INCLUDING REASONABLE ATTORNEY'S FEES AND DEFENSE COSTS) ARISING OR ALLEGEDLY ARISING OUT OF ANY REUSE OR MODIFICATION OF THESE CONTRACT DOCUMENTS BY THE CLIENT OR BY ANY PERSON OR ENTITY THAT ACQUIRES OR OBTAINS THESE CONTRACT DOCUMENTS FROM OR THROUGH THE CLIENT.

2. DO NOT SCALE THESE DRAWINGS. THE GENERAL CONTRACTOR SHALL VERIFY ALL DIMENSIONS AND CONDITIONS AT SITE, AND BRING ANY DISCREPANCIES, ERRORS OR VARIANCES TO THE ATTENTION OF EXTOLLO DESIGN, LLC. PRIOR TO COMMENCEMENT OF THE WORK.

3. LARGE SCALE PLANS SHALL GOVERN OVER SMALL SCALE PLANS. DETAILS SHALL GOVERN OVER PLANS AND ELEVATIONS.

4. ANY INFORMATION REQUIRED BY THE GENERAL CONTRACTOR AND THEIR SUBCONTRACTORS THAT IS NOT SHOWN ON THESE DRAWINGS OR CONTAINED IN OTHER CONTRACT DOCUMENTS SHALL BE REQUESTED BY THE GENERAL CONTRACTOR FROM EXTOLLO DESIGN, LLC. THE GENERAL CONTRACTOR SHALL NOT PROCEED WITH WORK AFFECTED BY SUCH ERRORS, DISCREPANCIES OR OMISSIONS WITHOUT RECEIVING THE NECESSARY CLARIFICATIONS. ADJUSTMENTS INVOLVING SUCH CONDITIONS MADE BY THE GENERAL CONTRACTOR AND/OR THEIR SUBCONTRACTORS WITHOUT PRIOR CLARIFICATION BY EXTOLLO DESIGN, LLC. SHALL BE AT THE GENERAL CONTRACTOR'S OWN RISK. COMPLICATIONS ARISING FROM PROCEEDING WITHOUT THESE CLARIFICATIONS SHALL BE AT THE GENERAL CONTRACTOR'S SOLE EXPENSE.

5. THE GENERAL CONTRACTOR SHALL STRICTLY ADHERE TO THE DESIGN, DETAILS AND SPECIFICATIONS CONTAINED IN THESE DOCUMENTS. NO DEVIATIONS OR SUBSTITUTIONS SHALL BE PERMITTED WITHOUT WRITTEN AUTHORIZATION FROM PINNACLE DESIGN, INC. ANY WORK DONE OR PRODUCTS INSTALLED NOT CONFORMING TO THESE DOCUMENTS SHALL BE REJECTED BY EXTOLLO DESIGN, LLC AND SHALL BE REDONE OR REPLACED AT THE GENERAL CONTRACTOR'S SOLE EXPENSE.

6. MECHANICAL, PLUMBING AND ELECTRICAL ITEMS ON ARCHITECTURAL DRAWINGS ARE SHOWN FOR LOCATION AND QUANTITY ONLY. REFER TO ENGINEERING DRAWINGS FOR ALL TECHNICAL INFORMATION.

7. THE GENERAL CONTRACTOR SHALL BE RESPONSIBLE FOR COORDINATING ALL WORK BETWEEN TRADES. ALL REFERENCES TO THE SCOPE OF WORK INCLUDED IN THESE CONTRACT DOCUMENTS ARE THE RESPONSIBILITY OF THE GENERAL CONTRACTOR AND THEIR SUBCONTRACTORS.

8. THE SCOPE OF WORK INDICATED IN THESE CONTRACT DOCUMENTS SHALL COMPLY WITH ALL LOCAL, STATE AND FEDERAL CODES, REGULATIONS AND ORDINANCES.

9. ALL WORK SHALL BE PERFORMED BY SKILLED AND QUALIFIED WORKMEN USING THE INDUSTRY STANDARDS FOR THE BEST PRACTICES OF EACH TRADES WORK.

10. ALL MATERIALS SHALL BE NEW AND CONTAINED IN IT'S ORIGINAL PACKAGING OR CONTAINER WHEN DELIVERED TO THE SITE. ALL MATERIALS SHALL BE PROTECTED FROM DAMAGE BEFORE, DURING CONSTRUCTION AND AT THE TIME THE GENERAL CONTRACTOR RELEASES THE SITE FOR OCCUPANCY.

11. THE GENERAL CONTRACTOR SHALL NOT CAUSE INTERRUPTION OF MECHANICAL, PLUMBING, ELECTRICAL AND OTHER UTILITY SERVICES TO THE REMAINING AREAS OF THE EXISTING BUILDING AND PREMISES, INCLUDING AREAS OUTSIDE THE CONSTRUCTION LIMITS OF THE PROJECT. THE GENERAL CONTRACTOR SHALL SCHEDULE AND COORDINATE ALL REQUIRED INTERRUPTIONS WITH THE CLIENT/ BUILDING OWNER PRIOR TO PERFORMING ANY SHUT DOWNS OR INTERRUPTIONS.

12. THE GENERAL CONTRACTOR SHALL BE RESPONSIBLE FOR MAINTAINING A SAFE WORK ENVIRONMENT FOR ALL WORKERS AND BUILDING OCCUPANTS. THE GENERAL CONTRACTOR SHALL COMPLY WITH LOCAL, STATE AND FEDERAL SAFETY CODES, REGULATIONS AND ORDINANCES.

13. THE GENERAL CONTRACTOR SHALL MAINTAIN A CLEAN PREMISES FREE OF TRASH AND DEBRIS. THE GENERAL CONTRACTOR SHALL PROTECT ALL ADJACENT BUILDING AREAS FROM DAMAGE, SOILING, PAINT OVER SPRAY AND DUST. ALL FIXTURES, EQUIPMENT, GLAZING, WINDOW TREATMENTS, FLOORS, CEILINGS AND OTHER BUILDING ELEMENTS, SHALL BE LEFT CLEAN AND READY FOR OCCUPANCY. ANY DAMAGES INCURRED DURING DEMOLITION OR CONSTRUCTION OF THIS SCOPE OF WORK SHALL BE REPAIRED, REPLACED, OR PATCHED AT THE DISCRETION OF THE BUILDING OWNER OR CLIENT. THE GENERAL CONTRACTOR SHALL BEAR FINANCIAL RESPONSIBILITY FOR SUCH DAMAGE AND ANY WORK UNDERTAKEN TO CORRECT IT.

14. THE GENERAL CONTRACTOR SHALL PAY FOR ALL NECESSARY FEES AND PERMITS REQUIRED FOR THE SCOPE OF WORK TO BE PERFORMED PRIOR TO COMMENCEMENT OF CONSTRUCTION UNLESS NOTIFIED OR DIRECTED OTHERWISE.

15. MANUFACTURED MATERIALS, FINISHES AND EQUIPMENT SHALL BE INSTALLED PER MANUFACTURER'S RECOMMENDATIONS AND SPECIFICATIONS.

16. THE GENERAL CONTRACTOR SHALL SUBMIT SHOP DRAWINGS AND/OR SAMPLES OF ALL PURCHASED, FABRICATED AND FINISH ITEMS FOR REVIEW BY EXTOLLO DESIGN, LLC. PRIOR TO PURCHASING OR FABRICATING SUCH MATERIALS. THE GENERAL CONTRACTOR SHALL DELIVER A MINIMUM OF 3 COPIES OF THESE SUBMITTALS TO EXTOLLO DESIGN, LLC.

17. ALL EXIT DOORS SHALL BE OPENABLE FROM THE INSIDE WITHOUT USE OF A KEY OR SPECIAL KNOWLEDGE. MANUALLY OPERATED OR SURFACE MOUNTED FLUSH BOLTS AND SURFACE BOLTS ARE PROHIBITED.

18. MOUNTING HEIGHT FOR TELEPHONE/COMPUTER AND ELECTRICAL OUTLETS SHALL BE 15 INCHES ABOVE THE FINISHED FLOOR TO THE BOTTOM OF THE COVER PLATE UNLESS NOTED OTHERWISE. ELECTRICAL/TELEPHONE OUTLET COMBINATIONS SHALL BE MOUNTED ON EITHER SIDE OF THE SAME STUD.

19. MOUNTING HEIGHT FOR LIGHT SWITCHES AND THERMOSTATS SHALL BE 4'-0" ABOVE THE FINISHED FLOOR TO THE TOP OF LIGHT SWITCH AND THERMOSTAT COVERS. THERMOSTATS SHALL NOT BE PLACED IN THE CENTER OF A PARTITION AND SHALL BE LOCATED ADJACENT TO A DOOR, LIGHT SWITCH OR PARTITION OPENING WHERE APPLICABLE.

20. THE GENERAL CONTRACTOR SHALL FURNISH AND INSTALL ALL EXIT SIGNS, NIGHT OR EMERGENCY LIGHTS, FIRE AND SMOKE DETECTION; AND ALARM SYSTEMS EXTENSIONS INTO THE AREA OF WORK AS REQUIRED BY LOCAL, STATE AND FEDERAL CODES AND THE CITY FIRE MARSHAL.

22. ALL GLASS SUBJECT TO HUMAN IMPACT SHALL CONFORM TO THE REQUIREMENTS OF I.B.C. SECTION 2406. SAFETY GLAZING SHALL BE INSTALLED AS PER 2406.4 INCLUDING (BUT NOT LIMITED TO): ANY GLAZING WITHIN A 24 INCH ARC OF EITHER VERTICAL EDGE OF THE DOOR AND WHOSE BOTTOM EDGE IS LESS THAN 60 INCHES ABOVE THE FLOOR; AND, ANY GLAZING THAT IS GREATER THAN 9 SQUARE FEET, AND WHOSE BOTTOM EDGE IS LESS THAN 18 INCHES ABOVE THE FLOOR AND WHOSE TOP EDGE IS MORE THAN 36 INCHES ABOVE THE FLOOR AND IS WITHIN 36 INCHES HORIZONTALLY OF A WALKING SURFACE. GLASS SHALL BE FIRMLY SUPPORTED ON ALL FOUR EDGES. THE FOLLOWING THICKNESSES OF GLASS MAY BE USED IN BUTT GLAZED, FIXED GLASS WINDOWS, WHEN SUPPORTED BY TWO EDGES:

60 INCH SPAN OR LESS: 1/4" THICK
80 INCH SPAN OR LESS: 5/16"THICK
96 INCH SPAN OR LESS: 3/8" THICK

31. THESE CONTRACT DOCUMENTS ASSUME THAT ALL EXISTING CONSTRUCTION CONDITIONS COMPLY WITH APPLICABLE CODES IN REGARDS TO THIS PROJECT'S SCOPE OF WORK. THE GENERAL CONTRACTOR SHALL INFORM THE BUILDING OWNER AND EXTOLLO DESIGN, LLC OF ANY ITEMS DISCOVERED TO BE OUT OF CODE COMPLIANCE DURING CONSTRUCTION.

32. THE GENERAL CONTRACTOR SHALL PROVIDE THE FOLLOWING PROJECT CLOSE OUT DOCUMENTS FOR DISTRIBUTION TO THE CLIENT/ BUILDING OWNER:

A. ONE REPRODUCIBLE SET OF RECORD DRAWINGS INDICATING ALL MODIFICATIONS MADE TO BUT NOT LIMITED ARCHITECTURAL, STRUCTURAL, MECHANICAL, PLUMBING AND ELECTRICAL AND FIRE LIFE SAFETY SYSTEMS DURING CONSTRUCTION OF THIS PROJECT.

B. THREE COPIES OF ALL INDIVIDUAL WARRANTEES AND GUARANTEES ASSEMBLED IN LOOSE LEAF BINDERS WITH A TABLE OF CONTENTS. THE GENERAL CONTRACTOR SHALL INCLUDE THEIR OVERALL ONE YEAR WARRANTEE. THE DATE OF ALL WARRANTEES AND GUARANTEES SHALL BE THE DATE OF SUBSTANTIAL COMPLETION OR AS AGREED TO IN WRITING FROM THE CLIENT/ BUILDING OWNER. THE INFORMATION SHALL INCLUDE LISTING OF CONTRACTORS, SUB-CONTRACTORS AND MAJOR SUPPLIERS WITH COMPANY NAME, CONTACT PERSON, ADDRESSES AND TELEPHONE NUMBERS.

C. THE GENERAL CONTRACTOR SHALL CHANGE CONSTRUCTION LOCK CORES TO A PERMANENT KEYING SYSTEM AND DISTRIBUTE ALL KEYS TO THE CLIENT/ BUILDING OWNER IN THE KEYING CONFIGURATION AND QUANTITIES REQUIRED.

D. THE GENERAL CONTRACTOR SHALL PROVIDE EXTRA STOCK MATERIAL DELIVERED AND STORED IN THE CLIENT/ BUILDING OWNER'S DESIGNATED AREA FOR THE FOLLOWING:

1. TWO FULL CARTONS OF CARPET TILES
2. LARGE REMNANTS OF BROADLOOM CARPET
3. TWO FULL CARTONS OF FIELD VCT, CERAMIC, STONE OR OTHER FLOOR MATERIAL.
4. ONE FULL CARTON OF EACH ACCENT VCT, CERAMIC, STONE OR OTHER FLOOR MATERIAL.
5. ONE GALLON OF EACH PAINT COLOR USED.

E. THREE COPIES OF OPERATION AND MAINTENANCE MANUALS ASSEMBLED IN LOOSE LEAF BINDERS WITH FOLLOWING INFORMATION:

1. OPERATING INSTRUCTIONS SHALL INCLUDE COMPLETE OPERATING SEQUENCES CONTROL DIAGRAMS, DESCRIPTION METHOD OF MACHINERY, SERIAL NUMBERS, FACTORY ORDER NUMBERS, PARRTS LIST, TESTING, INSTRUCTION BOOKS, SUPPLIER'S NAME, ADDRESS AND TELEPHONE NUMBER.

2. MAINTENANCE INSTRUCTIONS SHALL INCLUDE WRITTEN INSTRUCTIONS FOR REQUIRED AND SUGGESTED MAINTENANCE SCHEDULES FOR MECHANICAL, PLUMBING, ELECTRICAL AND SPECIALTY ITEMS FOR THIS PROJECT.

3. MAINTENANCE INSTRUCTIONS AND APPROVED CLEANING PRODUCTS FOR ALL FINISH MATERIALS.

33. ACCESSIBILITY SIGNAGE - PER ICC A117.1-2009, SECTION 703.1 TACTILE SIGNS SHALL CONTAIN BOTH RAISED CHARACTERS AND BRAILLE. WHERE SIGNS WITH BOTH VISUAL AND RAISED CHARACTERS ARE REQUIRED, EITHER ONE SIGN WITH BOTH VISUAL AND RAISED CHARACTERS, OR TWO SEPARATE SIGNS, ONE WITH VISUAL, AND ONE WITH RAISED CHARACTERS, SHALL BE PROVIDED

34. MEANS OF EGRESS ILLUMINATION - PER 2012 IBC, SECTION 1006.2 THE MEANS OF EGRESS ILLUMINATION LEVEL SHALL NOT BE LESS THAN (1) FOOTCANDLE (11 LUX) AT THE WALKING SURFACE.

35. FIRE EXTINGUISHERS - PER 2012 IFC, SECTION 906.9.1 PORTABLE FIRE EXTINGUISHERS HAVING A GROSS WEIGHT NOT EXCEEDING 40 POUNDS (18 KG) SHALL BE INSTALLED SO THAT THEIR TOPS ARE NOT MORE THAN 5 FEET (1524 MM) ABOVE THE FLOOR.PER 2012 IFC, SECTION 906.3.1 PROVIDE SEMI-RECESSED FIRE EXTINGUISHER, TYPE 2A10DC A MAXIMUM OF (75) FEET APART.

CITY OF SCOTTSDALE FIRE DEPARTMENT NOTES

1. SUBMIT SHOP DRAWINGS FOR ANY MODIFICATION OF THE EXISTING FIRE SPRINKLER SYSTEM AND COMPLY W/ NFPA 13 & LOCAL AMENDMENTS. NOTE: EXISTING STANDARD RESPONSE SPRINKLER HEADS IN LIGHT HAZARD OCCUPANCIES WITHIN THE TENANT SPACE SHALL BE CHANGED OUT TO QUICK RESPONSE WHEN WORK HAS BEEN CONTRACTED TO ADD AND/OR RELOCATE 50% OR MORE OF THE SPRINKLER HEADS.
2. ALL FIRE PROTECTION SYSTEMS SHALL REMAIN OPERATIONAL AND MODIFIED AS NECESSARY FOR CODE COMPLIANCE.
3. MOUNT MINIMUM 2-A-10-BC RATED FIRE EXTINGUISHER(S) IN ACCORDANCE WITH THE INTERNATIONAL FIRE CODE AND NFPA 10. FIRE EXTINGUISHER QUANTITY & LOCATION(S) SHALL BE APPROVED BY THE FIRE INSPECTOR.
4. EXIT & EMERGENCY LIGHTING SHALL COMPLY WITH CITY ORDINANCE & IFC. SEE ELECTRICAL
5. FIRE LANES TO BE ESTABLISHED AND/OR MAINTAINED.
6. ESTABLISH & MAINTAIN 20' OF ACCESS TO ALL STRUCTURES FROM THE PUBLIC ROADWAY DURING CONSTRUCTION.
7. PROVIDE A NEW KNOX BOX IF ONE DOES NOT EXIST ON BUILDING. MOUNT BY MAIN ENTRANCE 4' - 6' A.F.F. PROVIDE A DOOR KEY FROM TENANT AND PLACE IN KNOX BOX.
8. NUMERICAL PREMISES ID MUST BE LEGIBLE FROM STREET OR DRIVE.
9. CONTRACTOR TO VERIFY EXISTING AND/OR REQUIRED FIRE HYDRANT(S) INSTALLATION & MARKED WITH BLUE REFLECTOR PRIOR TO CERTIFICATE OF OCCUPANCY
10. SUBMIT SHOP DRAWINGS FOR ANY MODIFICATION TO FIRE ALARM SYSTEM (IF EXISTING) & COMPLY WITH NFPA 72 & LOCAL CODES (SEE MECHANICAL SHEETS FOR DUCT DETECTOR NOTES)

PROJECT DIRECTORY

BUILDING OWNER
JEFFREY S. BENICE
3080 BRISTOL ST.
COSTA MESA, CA 92626
CONTACT: JEFF BENICE
PHONE: 714.641.3600 X221
FAX: 714.641.3605
EMAIL: -

CIVIL ENGINEER
3 ENGINEERING
2929 E. CAMELBACK RD.
PHOENIX, ARIZONA 85016
CONTACT: DAN MANN
PHONE: 602.334.4387
FAX: 602.490.3230
EMAIL: DAN@3ENGINEERING.COM

LANDSCAPE ARCHITECT
DESIGN ETHIC
7201 E. CAMELBACK RD.
PHOENIX, AZ. 85251
CONTACT: BRANDON PAUL
PHONE: 480.225.7077
EMAIL: BPAUL@DESIGNETHIC.NET

ARCHITECT
CW ARCHITECTURE
6514 E. ASTER DR.
SCOTTSDALE, ARIZONA 85254
CONTACT: CORY WIEBERS
PHONE: 480.264.7273
FAX: 480.264.7873
EMAIL: CORYW@CWARCHITECTURE.NET

DESIGNER
EXTOLLO DESIGN, LLC
2122 E. SESAME ST.
TEMPE, ARIZONA 85283
CONTACT: JEFF PIELAGE
PHONE: 480.888.6565
EMAIL: JPIELAGEPM@GMAIL.COM

STRUCTURAL ENGINEER
STRUKTUR STUDIO
1525 N. GRANITE REEF ROAD
SCOTTSDALE, ARIZONA 85257
CONTACT: DAVID LUNENG
PHONE: 480.425.2250
FAX: 480.425.2225
EMAIL: DAVIDL@STRUKTURSTUDIO.COM

CITY OF SCOTTSDALE SITE PLAN PLANNING NOTES

CITY OF SCOTTSDALE
Planning and Development Services
7447 East Indian School Road
Scottsdale, Arizona 85251

SITE PLAN - PLANNING NOTES
COMMERCIAL & MULTI-FAMILY

Please provide the following checked notes on the site plan, additional notes may be required.

- ☐ Sight distance triangles shall be shown on final plans for driveways from commercial sites and any intersections. Area within the safety triangle is to be clear of landscaping, signs, or other visibility obstructions with a height greater than 1.5 feet. Trees within the safety triangle shall be single trunk and have a canopy that begins at 8 feet in height upon installation. All heights are measured from nearest street line elevation.
- ☐ Temporary/Security Fencing that is required or is optionally provided shall be in accordance with the Zoning Ordinance and the Design Standards and Policies Manual.
- ☐ The temporary/security fence location shall not be modified or the temporary/security fence shall not be removed without the approval of the Planning and Development Services' Inspection Services Division.
- ☐ All rights-of-way adjacent to this property shall be landscaped and maintained by the property owner.
- ☐ All signs require separate permits and approvals.
- ☐ A master sign program shall be subject to the approved of the Development Review Board prior to the issuance of a sign permit for multi-tenant buildings.
- ☐ No exterior vending or display shall be allowed.
- ☐ Flagpoles, if provided, shall be one piece conical tapered.
- ☐ No exterior public address or speaker system shall be allowed.
- ☐ Patio umbrellas, if provided, shall be solid colors and shall not have any advertising in the form of signage or logos.
- ☐ All exterior mechanical, utility, and communication equipment shall be screened to the height of the tallest unit by parapet or screen wall that matches the architectural color and architectural finish of the building. Ground mounted mechanical, utility, and communication equipment shall be screened by a screen wall that matches the architectural color and architectural finish of the building, which is a minimum of 1'-0" higher than the highest point of tallest unit. (Details are still required.)
- ☐ All equipment, utilities, or other appurtenances attached to the building shall be an integral part of the building design in terms of form, color and texture.
- ☐ No exterior visible ladders shall be allowed.
- ☐ All pole-mounted lighting shall be a maximum of 20 feet in height.
- ☐ No chain link fencing shall be allowed.
- ☐ No turf areas shall be provided.
- ☐ No irrigation shall be provided to undisturbed Natural Area Open Space (NAOS) areas.
- ☐ Provide the Natural Area Open Space (NAOS) and Limits of Construction (LOC) Protection Program on the Plans:

NATURAL AREA OPEN SPACE (NAOS) AND LIMITS OF CONSTRUCTION (LOC) PROTECTION PROGRAM:

1. No building, grading, or construction activity shall encroach into areas designated as NAOS, or outside the designated construction envelope.
2. All NAOS and area outside of the LOC shall be protected from damage prior to, and during construction by the follow methods:
   a. A registered land surveyor shall stake all NAOS and LOC disturbance based on this exhibit.
   b. ± Three (3) foot tall steel rebar, or City of Scottsdale Inspection Services approved similar, shall be set along the NAOS and LOC, and connected with gold roping by the contractor prior to any clearing or grading.
   c. All cactus subject to the City of Scottsdale's native plant ordinance directly adjacent, within two feet, of the NAOS and LOC line shall be fenced with wire fencing to prevent damage.
   d. The staking, roping, and fencing shall be maintained intact by the contractor during the duration of the construction activity.
3. The contractor shall remove staking, roping, and fencing after receipt of the Letter of Acceptance from the City of Scottsdale for all construction work.

October 2, 2007

PROJECT NARRATIVE

THESE CONSTRUCTION DOCUMENTS ARE BASED ON A, MINOR, STAFF APPROVED, DEVELOPMENT REVIEW 409-SA-2016. THE SCOPE OF WORK CONSISTS OF THE ADDITION OF AN EXTERIOR PATIO AND ADJACENT WALKWAYS TO AN EXISTING BUILDING. THE EXISTING BUILDING INCLUDES BLK-3, WHICH IS AN EXISTING RESTAURANT AND BLK-LIVE WHICH IS AN EXISTING BAR/LIVE MUSIC SPACE.

PARKING STALL REQUIREMENTS HAVE ALSO RECEIVED PRE-APPROVAL UNDER THE MINOR, STAFF APPROVED, DEVELOPMENT REVIEW 409-SA-2016. THE PARKING CLACULATIONS BELOW REFLECT THE AGREED UPON TOTAL REQUIRED QUANTITY.

2 1

THIS PROPERTY CURRENTLY CONTAINS (119) EXISTING STALLS. THE OWNER HAS LEASED AN ADDITIONAL (22) STALLS DURING NON-WORKING HOURS ONLY (FRIDAY NIGHT, SATURDAY, AND SUNDAY) ON THE ADJACENT PROPERTY TO THE EAST (7333 E BUTHERUS DR. SCOTTSDALE 85260). SEE REVISED PARKING ASSURANCE AGREEMENT ATTACHED AND CALCULATIONS BELOW. LEASE LENGHT MEETS THE 5-YEAR MINIMUM AND LEASED STALLS ARE WITHIN THE MINIMUM 500 FT FROM THE PROJECT PROPERTY.

THE NEW EXTERIOR PATIO ITSELF IS BEING CONNECTED TO THE EXISTING RESTAURANT AND KITCHEN. THE PATIO WILL PRIMARILY CONTAIN 2-PERSON TABLES, 4-PERSON TABLES, 3 TO 4 SMALL FREESTANDING LIGHTS, AND CIRCULATION SPACE TO ACCOMMODATE 2-3 SERVERS AND EXITING REQUIREMENTS. THE (3) AREAS LISTED ABOVE PLUS ALL THE RESTROOMS WILL BE OPERATING FROM OPEN TO 8PM. THE REMAINDER OF THE FACILITY WILL BE CLOSED DURING THESE HOURS. THE OWNER HAS PROVIDED A LETTER STATING WHICH FUNCTIONS WILL BE OPEN DURING THE DAY SHIFT (OPEN TO 8PM) AND THE NIGHT SHIFT (8PM TO CLOSE). SEE SHEET A-1.1 FOR A VISUAL BREAKDOWN.

THERE IS NO WORK ON THE ROOF AND NO WORK ON THE INTERIOR OF THE EXISTING BUILDING. NO HIGH PILE STORAGE. NO HAZARDOUS CHEMICALS EXCEEDING TABLE 307.1 OF THE 2012 IBC. ANY AND ALL FUTURE SIGNAGE MODIFICATIONS TO BE SUBMITTED SEPARATELY.

SHEET INDEX

G-0.0 PROJECT NARRATIVE - PROJECT INFORMATION - PARKING CALCULATIONS

C-101 IMPROVEMENT PLAN
C-102 GRADING AND DRAINAGE PLAN

L-01 COVER SHEET AND SITE PLAN
L-02 PLANTING PLAN
L-03 IRRIGATION NOTES AND PLAN
L-04 LANDSCAPE AND IRRIGATION DETAILS
L-05 PLANTING SPECIFICATIONS
L-06 IRRIGATION SPECIFICATIONS

A-1.0 OVERALL ARCHITECTURAL SITE PLAN
A-2.0 ENLARGED ARCHITECTURAL SITE PLAN
A-3.0 EXTERIOR ELEVATIONS
A-4.0 SECTIONS AND DETAILS

E-1.0 ELECTRICAL SYMBOLS AND SPECIFICATIONS
E-2.0 ELECTRICAL SITE PLAN
E-3.0 ELECTRICAL CUT SHEETS

S-1.0 GENERAL STRUCTURAL NOTES
S-1.1 FOUNDATION PLAN AND DETAILS
STRUCTURAL CALCULATIONS (SEPARATE ATTACHMENT)

LEASED PARKING STALL LOCATION PLAN

2



CODE INFORMATION

APN:	215-56-024B
ADDRESS:	7301 E. BUTHERUS DR. SCOTTSDALE, AZ 85024
ZONING:	C-2 (NO CHANGE)
SITE AREA:	84,158 S.F.
FLOOR AREA RATIO (0.8):	67,326 SF REQUIRED (NO CHANGE) 9,579 SF PROVIDED (NO CHANGE TO BUILDING)
OPEN SPACE AREA (0.1):	9,426 SF REQUIRED 12,301 SF PROVIDED
MAXIMUM HEIGHT:	36' FEET (MAXIMUM ALLOWED) 15' FEET EXISTING (NO CHANGE)
SETBACKS:	FRONT REQ.: 50% OF OPEN SPACE OR 4,713 SF FRONT PROV. : 8,438 SF (BUTHERUS), 3,863 SF (73RD ST.) SIDE: N/A REAR: N/A
NUMBER OF STORIES:	1
AGE OF BUILDING:	BUILT IN 1980

SCOTTSDALE BUILDING CODES (WITH CITY OF SCOTTSDALE AMENDMENTS)

2012 INTERNATIONAL BUILDING CODE WITH AMENDMENTS
2012 INTERNATIONAL EXISTING BUILDING CODE WITH AMENDMENTS
2012 INTERNATIONAL ENERGY CONSERVATION CODE WITH AMENDMENTS
2012 INTERNATIONAL MECHANICAL CODE WITH AMENDMENTS
2012 INTERNATIONAL FUEL GAS CODE WITH AMENDMENTS
2012 INTERNATIONAL GREEN CONSTRUCTION CODE WITH AMENDMENTS
2011 NATIONAL ELECTRIC CODE WITH AMENDMENTS
2012 INTERNATIONAL PLUMBING CODE WITH AMENDMENTS
2012 INTERNATIONAL PROPERTY MAINTENANCE CODE
AMERICANS WITH DISABILITIES ACT
ADAAG

ALL PRODUCTS LISTED BY I.C.C.NUMBER(S) SHALL BE INSTALLED PER THE REPORT AND MANUFACTURER'S WRITTEN INSTRUCTIONS. PRODUCT SUBSTITUTION(S) FOR PRODUCT(S) LISTED SHALL ALSO HAVE I.C.C. APPROVED EVALUATION REPORT(S) OR BE APPROVED AND LISTED BY OTHER NATIONALLY RECOGNIZED TESTING AGENCIES.

FIRE SPRINKLER MODIFICATIONS ARE NOT REQUIRED AS PART OF THIS PROJECT. ANY FIRE SPRINKLER WORK, DEEMED REQUIRED BY THE CITY OF SCOTTSDALE, SHALL BE DEFERRED SUBMITTALS. BEFORE COMMENCING ANY WORK ON THE SPRINKLER SYSTEM, PLANS WILL BE SUBMITTED AND APPROVED BY THE DEPARTMENT OF BUILDING SAFETY.

PARKING CALCULATIONS

EXST. RESTAURANT + KITCHEN = 1838+2438+= 4276 SQFT /120 = 35.63 STALLS REQ.
SHARED ENTRY = 545 SQFT / 120 = 4.54
NEW PATIO = 2500 SQFT – 1000 / 350 = 4.28
STORAGE = 253 SQFT / 800 = 0.31
MUSIC SPACE 3347 SQFT / 60 = 55.78
EXISTING PATIO SPACE = 10400 SQFT – 200 – 992 FOR LANDSCAPING / 200= 46.04
STORAGE = 183 / 800 = 0.20
SUBTOTAL PARKING STALLS REQUIRED = 146.78 OR 147 STALLS REQUIRED

PARKING STALL REDUCTION = A TOTAL REDUCTION OF (2) PARKING STALLS PER EXISTING SHOWER. (3) EXISTING SHOWERS PROVIDED / (6) TOTAL PARKING STALLS REMOVED FROM REQUIRED TOTAL
TOTAL STALLS REMOVED FROM REQUIRED SUBTOTAL: 6

2 1

TOTAL PARKING STALLS PROVIDED:
EXISTING ON PROJECT PROPERTY: 119
LEASED PARKING STALLS FROM ADJACENT PROPERTY: 22
TOTAL PARKING STALLS PROVIDED: 141

TOTAL STALLS REQUIRED AFTER REDUCTIONS: 141
TOTAL STALLS BEING PROVIDED: 141

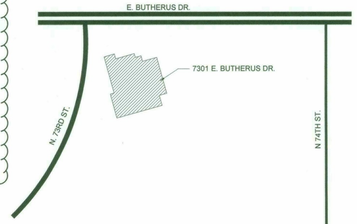

VICINITY MAP
NO SCALE

NORTH

EXTOLLO DESIGN
2122 E. SESAME ST.
TEMPE, AZ 85283
480-888-6565

ARCHITECTURE
REGISTERED ARCHITECT
CERTIFICATE NO. 41657
Cory S. Wiebers
10-11-17
ARIZONA, U.S.A.
12—31—19

BLK PATIO ADDITION
7301 E. BUTHERUS DRIVE
SCOTTSDALE, AZ 85024

PROJECT NARRATIVE - PROJECT INFORMATION - PARKING CALCULATIONS

DRAWN: JTP

JOB NO. 15-001
DATE: 12.9.16
REVISED:
1 CITY COMMENTS 4.3.17
2 CITY COMMENTS 10.9.17

G-0.0
12-UP-2018
07/20/18

1 EXISTING OCCUPANCY CLACULATIONS

OCCUPANCY GROUP: A-2

BUILDING AREAS: INTERIOR (WITH AFES):

INTERIOR EXISTING DINING:	1549 SF
INTERIOR EXISTING BAR:	215 SF
INTERIOR EXISTING RESTROOMS:	468 SF
INTERIOR EXISTING KITCHEN:	2484 SF
NON OCCUPIES/NON A/C STORAGE:	355 SF
TOTAL (GROSS FLOOR AREA)	5071 SF

PATIO:

ENCLOSED/COVERED PATIO (WITH AFES):

DINING:	3203 SF
RESTROOMS:	504 SF
BAR:	422 SF
TOTAL:	4129 SF

EXTERIOR PATIO:

DINING:	7137 SF
(INCLUDING 992 SF OF LANDSCAPE AND 1444 SF OF WATER FEATURE)	
CABANAS:	1320 SF
BAR:	201 SF
TOTAL:	8658 SF
TOTAL PATIO:	12787 SF

OCCUPANT LOAD:

INTERIOR:

ASSEMBLY (WITHOUT FIXED SEATS) INTERIOR

TABLES & CHAIRS: 1549 / 15= 103.3 USE 104

KITCHENS (COMMERCIAL): 2484 / 200= 12.42 USE 13

TOTAL OCCUPANTS INTERIOR: 117

EXITS REQUIRED (INTERIOR): 2

EXITS PROVIDED (INTERIOR): 2

EXITS REQUIRED (KITCHEN): 1

EXITS PROVIDED (KITCHEN): 2

COVERED ENCLOSED PATIO:

ASSEMBLY (WITHOUT FIXED SEATS)

TABLES & CHAIRS (COVERED PATIO): 3203 / 15= 213.6 USE 214

TOTAL OCCUPANTS COVERED PATIO: 214

EXITS REQUIRED (COVERED PATIO): 2

EXITS PROVIDED (COVERED PATIO): 2

EXTERIOR PATIO:

ASSEMBLY (WITHOUT FIXED SEATS)

TABLES & CHAIRS (EXTERIOR PATIO):

7137-992(LDSCP)-1444 (WATER FEATURE)/15 = 313.4 USE 314

ASSEMBLY (WITH FIXED SEATS)

FIXED SEATS (CABANAS, 4 SEATS X 10 CABANAS) = 40

TOTAL OCCUPANTS EXTERIOR PATIO: 354

EXITS REQUIRED (EXTERIOR PATIO): 2

EXITS PROVIDED (EXTERIOR PATIO): 2

1 PLUMBING CALCULATIONS (OPENING TO 9PM)

NOTE: SEE EXISTING CALCULATIONS ABOVE FOR OCCUPANT COUNT PER AREA.

INTERIOR (EXISTING RESTAURANT): 104 OCCUPANTS TOTAL
104/2 = 52 MEN & 52 WOMEN
WATER CLOSETS - 52 M/W /75 = (1) FIXTURE PER GENDER
LAVATORIES - 52 M/W /200 = (1) FIXTURE PER GENDER

INTERIOR (EXISTING KITCHEN): 13 OCCUPANTS TOTAL
13/2 = 7 MEN & 7 WOMEN
WATER CLOSETS - 7 M/W / 75 = (1) FIXTURE PER GENDER
LAVATORIES 7 M/W /200 = (1) FIXTURE PER GENDER

NEW EXTERIOR PATIO (SCOPE OF WORK): 2500 SF/15 = 167 OCCUPANTS TOTAL
167/2 = 84 MEN & 84 WOMEN
WATER CLOSETS - 84 M/W /75 = (2) FIXTURES PER GENDER
LAVATORIES - 84 M/W /200 = (1) FIXTURES PER GENDER

TOTALS REQUIRED / PROVIDED:
MEN = (4) WC'S REQUIRED THESE HOURS / (4) WC'S & (4) URINALS PROVIDED
WOMEN (4) WATER CLOSETS REQUIRED THESE HOURS / (7) PROVIDED.
MEN = (3) LAVATORIES REQUIRED THESE HOURS / (8) PROVIDED.
WOMEN = (3) LAVATORIES REQUIRED THESE HOURS / (8) PROVIDED.

9PM TO CLOSE

ALL AREAS OPEN DURING THIS TIME PERIOD AND ALL RESTROOMS IN THIS FACILITY ARE EXISTING TO REMAIN. THESE AREAS ARE NOT WITHIN THE SCOPE OF WORK AREA AND THERE HAS BEEN NO CHANGE IN USE. PLUMBING CALCULATIONS ARE NOT REQUIRED. AREAS OPEN DURING THIS TIME PERIOD HAVE BEEN HATCHED, HOWEVER, AS REQUESTED BY THE CITY. THE RESTROOMS, KITCHEN AND FOYER ARE OPEN AT ALL TIMES. SEE ATTACHED LETTER FROM OWNER CONFIRMING FUNCTIONS AND OPERATING HOURS.

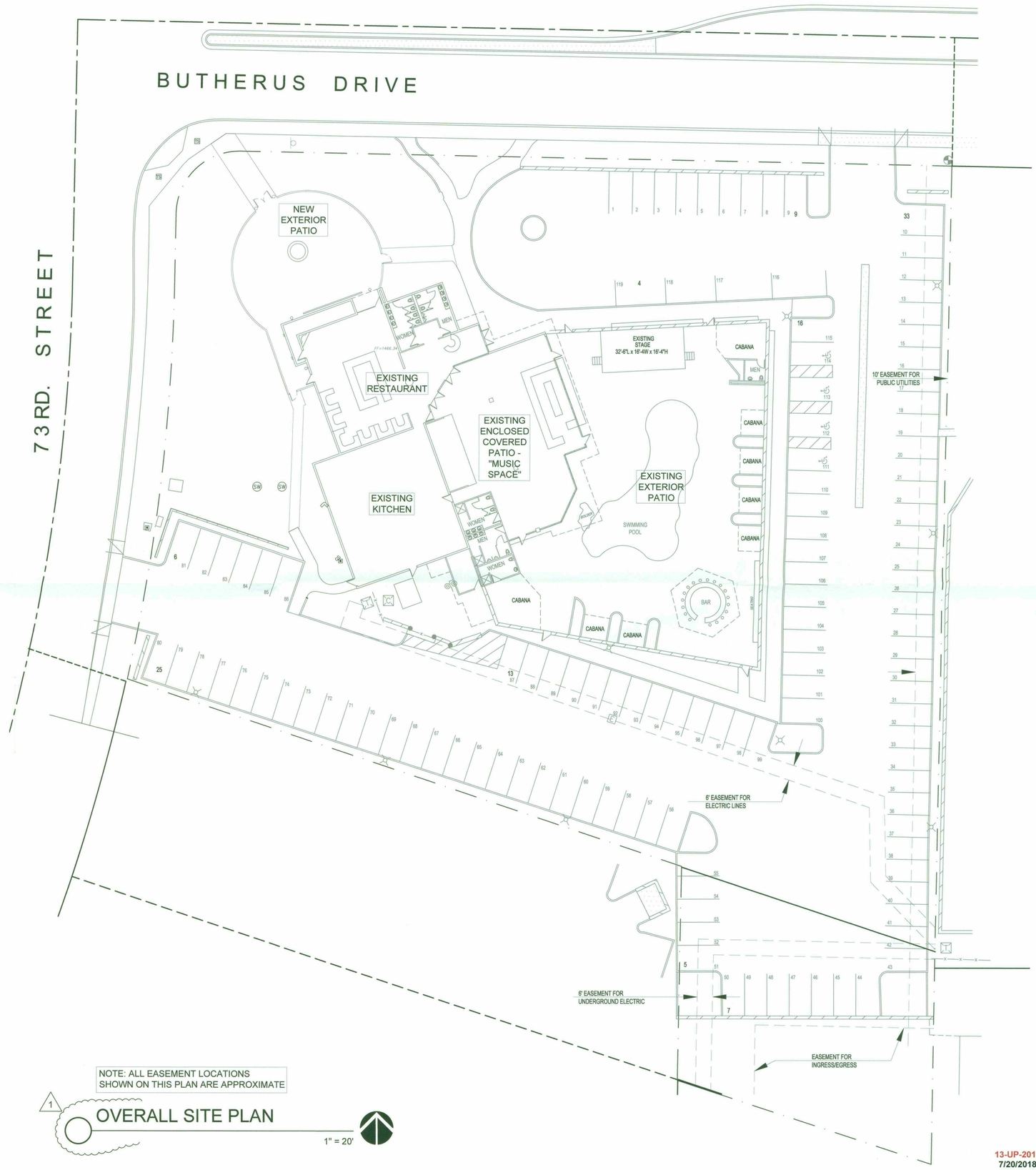

NOTE: ALL EASEMENT LOCATIONS SHOWN ON THIS PLAN ARE APPROXIMATE

1 OVERALL SITE PLAN

1" = 20'

EXTOLLO DESIGN
2122 E. SESAME ST.
TEMPE, AZ 85283
480-888-6565

BLK PATIO ADDITION
7301 E. BUTHERUS DRIVE
SCOTTSDALE, AZ 85024

OVERALL SITE PLAN

DRAWN: JTP

JOB NO. 15-001

DATE: 10.12.16

REVISED:

1 CITY COMMENTS 4.3.17

13-UP-2018
7/20/2018

A-1.0



GATE CONCEPTUAL ELEV. 5
N.T.S.

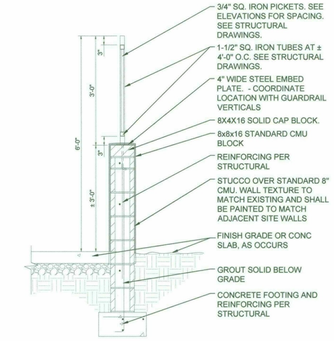

PERIMETER WALL SECTION 1
1/2"=1'-0"

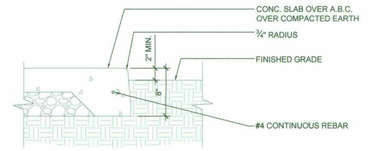

CONCRETE TURNDOWN 2
1"=1'-0"

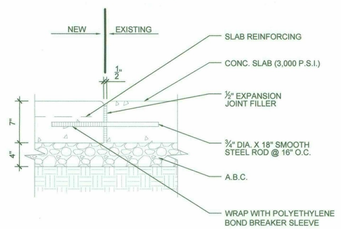

CONC. JOINT AT EXST. SLAB 3
1"=1'-0"

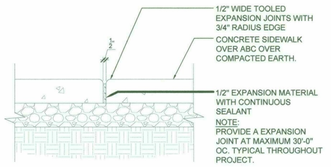

TYPICAL CONTROL JOINT 4
1"=1'-0"

EXTOLLO DESIGN
2122 E. SESAME ST.
TEMPE, AZ 85283
480-888-6565

WRIGHT ARCHITECTURE
10035 N. 71st Place
Scottsdale, AZ 85258
P: 480.364.7273
www.wrightarchitecture.com

REGISTERED ARCHITECT
CERTIFICATE NO.
41657
Cory S. Wright
Date Signed 02-03-17
ARIZONA, USA
expires 12-31-19

BLK PATIO ADDITION
7301 E. BUTHERUS DRIVE
SCOTTSDALE, AZ 85024

SECTIONS AND DETAILS

DRAWN: JTP

JOB NO. 15-001
DATE: 12.9.16
REVISED:

A-4.0

13-UP-2018
7/20/2018

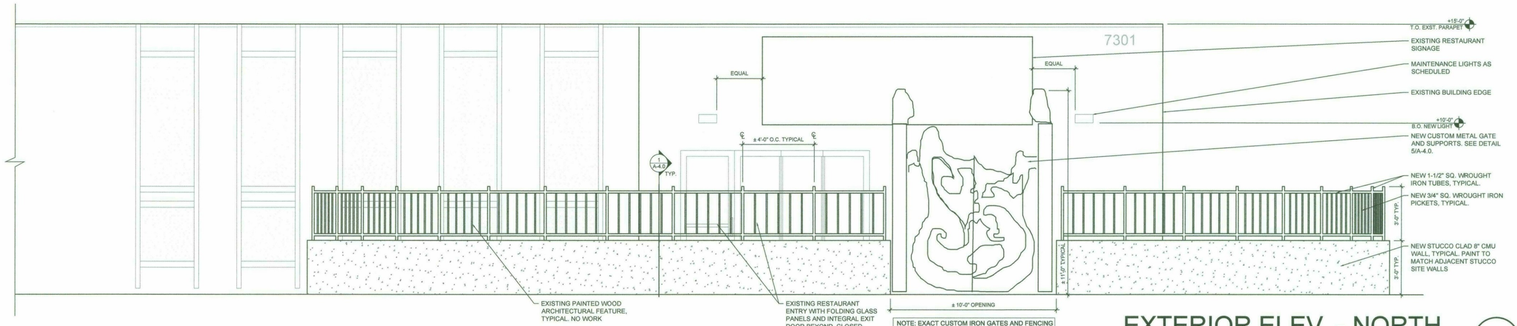

NOTE: EXACT CUSTOM IRON GATES AND FENCING PATTERN TO BE DESIGNED AND FABRICATED DURING CONSTRUCTION AS DIRECTED BY THE OWNER. THE GENERIC DESIGNS SHOWN HERE ARE REPRESENTATIONAL ONLY. ACTUAL ITEMS SHALL NOT EXCEED HEIGHTS SHOWN HERE.

NOTE: EACH CUSTOM METAL GATE SHALL MEET ALL REQUIREMENTS AS STATED IN SECTION 1008 OF THE 2012 IBC. ALL GATES SHALL RECEIVE ADA COMPLIANT PANIC HARDWARE PER SECTION 1008.1.10 OF THE 2012 IBC. ALL GATES SHALL SWING OUT AS SHOWN.

EXTERIOR ELEV. - NORTH 1

1/4"=1'-0"

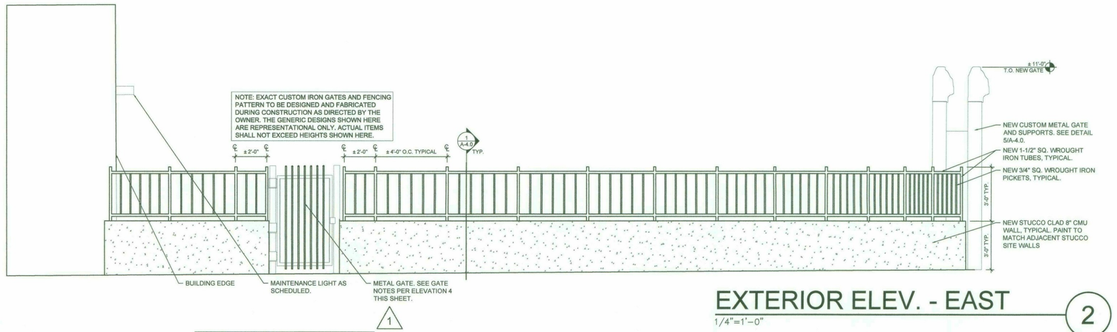

EXTERIOR ELEV. - EAST 2

1/4"=1'-0"

NOTE: ALL STUCCO AND WROUGHT IRON FENCING TO BE PAINTED TO MATCH EXISTING EXTERIOR COLOR. GENERAL CONTRACTOR TO PROVIDE DRAWDOWNS FOR OWNER REVIEW AND APPROVAL. PAINT TO BE DUNN EDWARDS, NATURAL BRIDGE DE6194, EVERSHIELD 100% ACRYLIC, (LRV 24) OR EQUAL.

NOTE: EACH CUSTOM METAL GATE SHALL MEET ALL REQUIREMENTS AS STATED IN SECTION 1008 OF THE 2012 IBC. ALL GATES SHALL RECEIVE ADA COMPLIANT PANIC HARDWARE PER SECTION 1008.1.10 OF THE 2012 IBC. ALL GATES SHALL SWING OUT AS SHOWN.

NOTE:
(PERTAINS TO ALL IRON FENCING)
1. ALL WELDED STEEL CONSTR. (IRON ALL AROUND).
2. GRIND SMOOTH ALL WELDS, BURRS, ETC.
3. CLOSE ALL TUBES
4. PRIME AND PAINT TO MATCH PROJECT.
5. TROWEL FINISH AND TOOL EDGES AT EXPOSED STUCCO.

NOTE: EXACT CUSTOM IRON GATES AND FENCING PATTERN TO BE DESIGNED AND FABRICATED DURING CONSTRUCTION AS DIRECTED BY THE OWNER. THE GENERIC DESIGNS SHOWN HERE ARE REPRESENTATIONAL ONLY. ACTUAL ITEMS SHALL NOT EXCEED HEIGHTS SHOWN HERE.

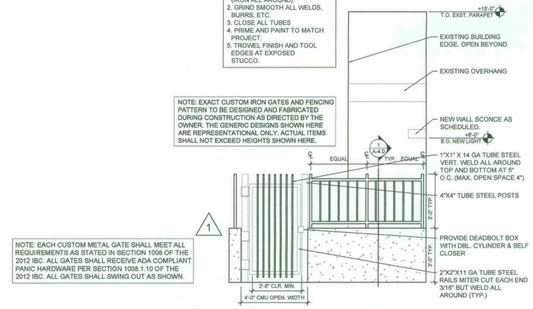

EXT. ELEV. - SOUTHWEST 4

1/4"=1'-0"

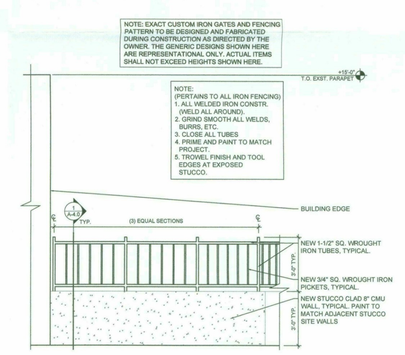

EXT. ELEV. - SOUTHEAST 3

1/4"=1'-0"

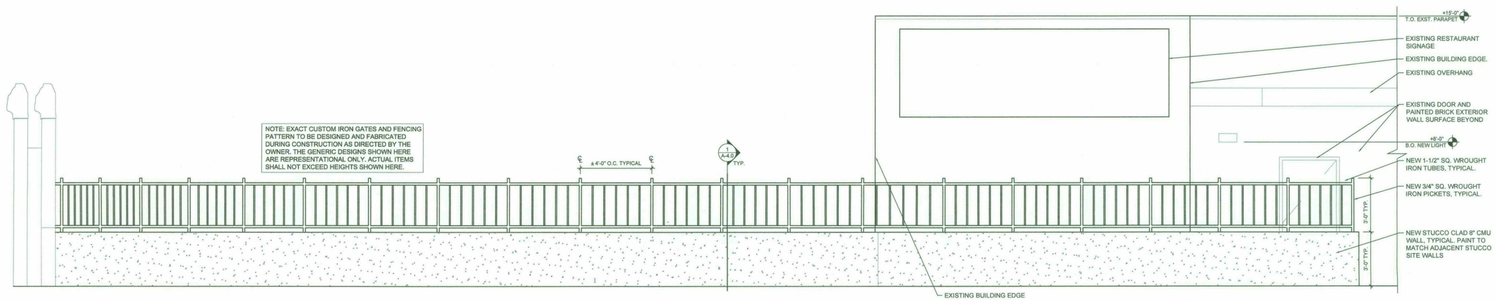

EXTERIOR ELEV. - WEST 5

1/4"=1'-0"

EXTOLLO DESIGN
2122 E. SESAME ST.
TEMPE, AZ 85283
480-888-6565

ARCHITECTURE

REGISTERED ARCHITECT
CERTIFICATE NO.
41657
Cory S. Wirth
10-11-17
ARIZONA, USA

12-31-19

BLK PATIO ADDITION

7301 E. BUTHERUS DRIVE
SCOTTSDALE, AZ 85024

EXTERIOR ELEVATIONS

DRAWN: JTP

JOB NO. 15-001

DATE: 12.9.16

REVISED:

1 CITY COMMENTS 4.3.17

A-3.0

13-UP-2018
7/20/2018



GATE CONCEPTUAL ELEV. 5
N.T.S.

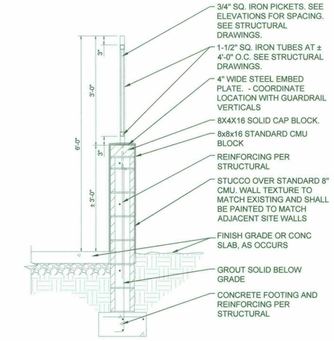

PERIMETER WALL SECTION 1
1/2"=1'-0"

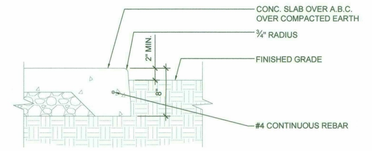

CONCRETE TURNDOWN 2
1"=1'-0"

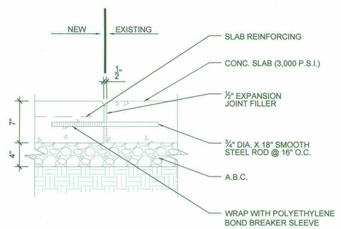

CONC. JOINT AT EXST. SLAB 3
1"=1'-0"

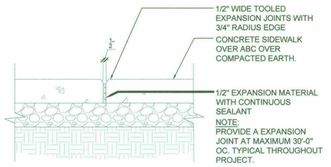

TYPICAL CONTROL JOINT 4
1"=1'-0"

EXTOLLO DESIGN
2122 E. SESAME ST.
TEMPE, AZ 85283
480-888-6565

WRIGHT ARCHITECTURE
10035 N. 71st Place
Scottsdale, AZ 85258
P: 480.364.7273
www.wrightarchitecture.com

REGISTERED ARCHITECT
CERTIFICATE NO.
41657
Cory S. Wright
Date Signed 02-03-17
ARIZONA, USA
expires 12-31-19

BLK PATIO ADDITION
7301 E. BUTHERUS DRIVE
SCOTTSDALE, AZ 85024

SECTIONS AND DETAILS

DRAWN: JTP

JOB NO. 15-001
DATE: 12.9.16
REVISED:

A-4.0

13-UP-2018
7/20/2018

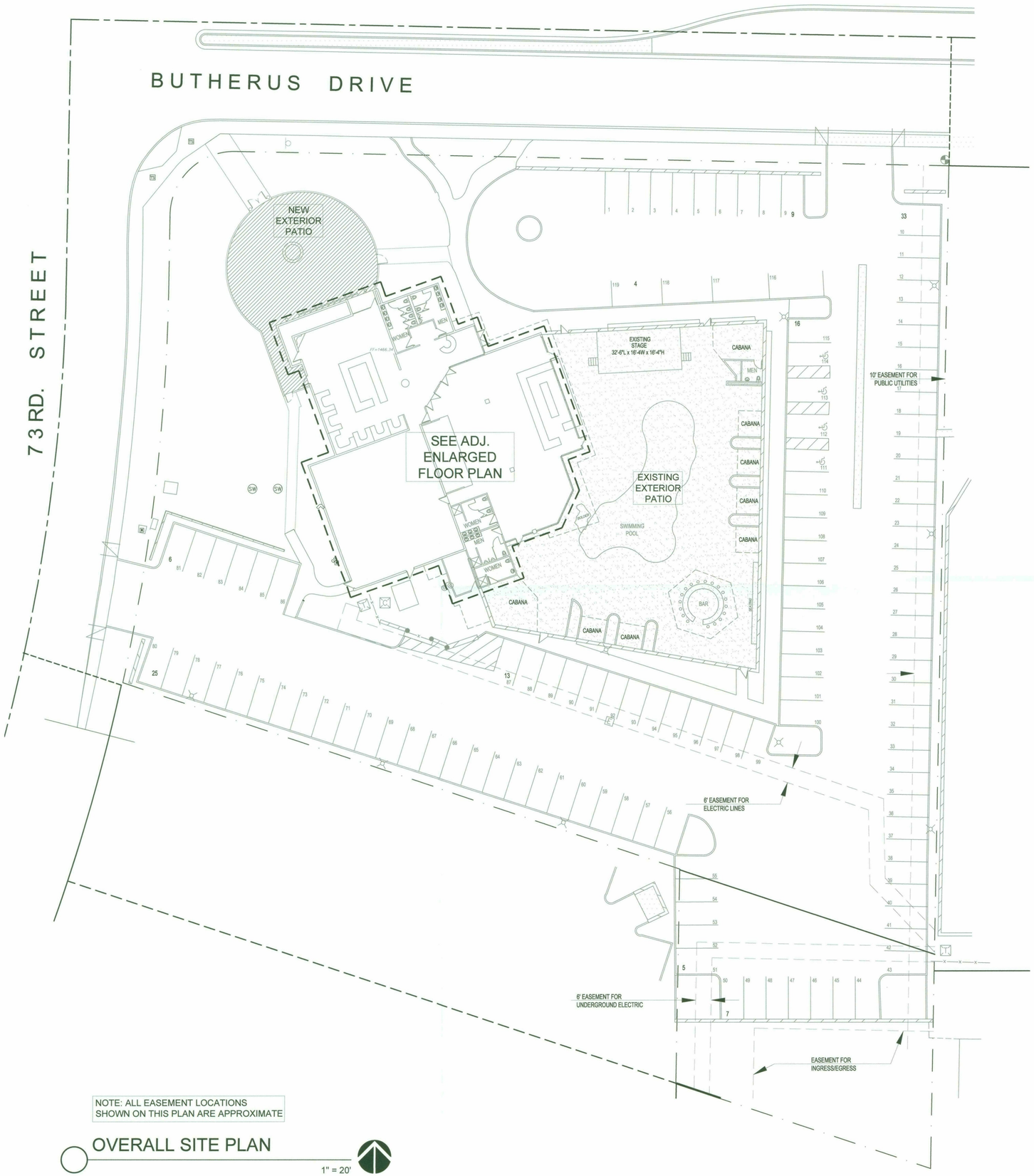

NOTE: ALL EASEMENT LOCATIONS SHOWN ON THIS PLAN ARE APPROXIMATE

OVERALL SITE PLAN

1" = 20'

EXISTING RESTAURANT (BLK-3)

NEW EXTERIOR PATIO: 2,500 SF. (SEE ADJACENT SITE PLAN)
EXISTING RESTAURANT: 1,573 SF.
EXISTING BAR: 265 SF.
EXISTING RESTAURANT STORAGE: 253 SF.
EXISTING KITCHEN: 2,432 SF.
EXISTING ADJACENT RESTROOMS: 487 SF.
ONE HALF OF SHARED ENTRY: 272 SF.
TOTAL AREA: **7,782 SF.**

LIVE MUSIC (BLK-LIVE)

EXISTING EXTERIOR PATIO: 8,664 SF (SEE ADJACENT SITE PLAN)
EXISTING LIVE MUSIC SPACE: 2,920 SF.
EXISTING PATIO BAR: 427 SF.
EXISTING ADJACENT STORAGE: 163 SF.
EXISTING ADJACENT RESTROOMS: 513 SF.
ONE HALF OF SHARED ENTRY: 273 SF.
TOTAL AREA: **12,960 SF.**

TOTAL AREA: 20,742 SF.

CODE INFORMATION

APN:	215-56-024B
ADDRESS:	7301 E. BUTHERUS DR. SCOTTSDALE, AZ 85024
ZONING:	C-2 (NO CHANGE)
SITE AREA:	84,158 S.F.
FLOOR AREA RATIO (0.8):	67,326 SF REQUIRED (NO CHANGE) 9,579 SF PROVIDED (NO CHANGE TO BUILDING)
OPEN SPACE AREA (0.1):	9,426 SF REQUIRED 12,301 SF PROVIDED
MAXIMUM HEIGHT:	36' FEET (MAXIMUM ALLOWED) 15' FEET EXISTING (NO CHANGE)
SETBACKS:	FRONT REQ.: 50% OF OPEN SPACE OR 4,713 SF FRONT PROV.: 8,436 SF (BUTHERUS), 3,883 SF (73RD ST.) SIDE: N/A REAR: N/A
NUMBER OF STORIES:	1
AGE OF BUILDING:	BUILT IN 1980

PARKING CALCULATIONS

EXST. RESTAURANT + KITCHEN = 1838+2438+= 4276 SQFT /120 = 35.63 STALLS REQ.
SHARED ENTRY = 545 SQFT / 120 = 4.54
NEW PATIO = 2500 SQFT – 1000 / 350 = 4.28
STORAGE = 253 SQFT / 800 = 0.31
MUSIC SPACE 3347 SQFT / 60 = 55.78
EXISTING PATIO SPACE = 10400 SQFT – 200 – 992 FOR LANDSCAPING / 200= 46.04
STORAGE = 163 / 800 = 0.20
SUBTOTAL PARKING STALLS REQUIRED = 146.76 OR 147 STALLS REQUIRED

PARKING STALL REDUCTION = A TOTAL REDUCTION OF (2) PARKING STALLS PER EXISTING SHOWER. (3) EXISTING SHOWERS PROVIDED / (6) TOTAL PARKING STALLS REMOVED FROM REQUIRED TOTAL
TOTAL STALLS REMOVED FROM REQUIRED SUBTOTAL: 6

2 TOTAL PARKING STALLS PROVIDED:
EXISTING ON PROJECT PROPERTY: 119
LEASED PARKING STALLS FROM ADJACENT PROPERTY: 22 (1)
TOTAL PARKING STALLS PROVIDED: 141

TOTAL STALLS REQUIRED AFTER REDUCTIONS: 141
TOTAL STALLS BEING PROVIDED: 141

12-UP-2018
07/20/18

ENLARGED FLOOR PLAN

3/32" = 1'-0"

EXTOLLO DESIGN
2122 E. SESAME ST.
TEMPE, AZ 85283
480-888-6565

REFERENCE ONLY
NOT FOR CONSTRUCTION

BLK PATIO ADDITION
7301 E. BUTHERUS DRIVE
SCOTTSDALE, AZ 85024

DRAWN: JTP

JOB NO. 15-001
DATE: 7.3.18
REVISED:

FLOOR PLAN WORKSHEETS