




PROJECT NO. 18-2047-01
SCOTTSDALE ENTRADA
 McDowell Rd. & 64th St.
 Scottsdale, Arizona

CLIENT **Bridge Banyan
 Qualified Opportunity
 Zone Business I, LLC.**
 2411 3rd St, Unit E
 Santa Monica, CA 90405



CONTACT **TODD & ASSOCIATES, INC.**
 Critical Thinking • Creative Design
 Architecture Planning
 Landscape Architecture
 4019 North 44th Street
 Phoenix, AZ 85018
 602-952-8280p 602-952-8995f
 www.toddassoc.com
 Copyright 2019 Todd & Associates, Inc.

DATE 9.27.19



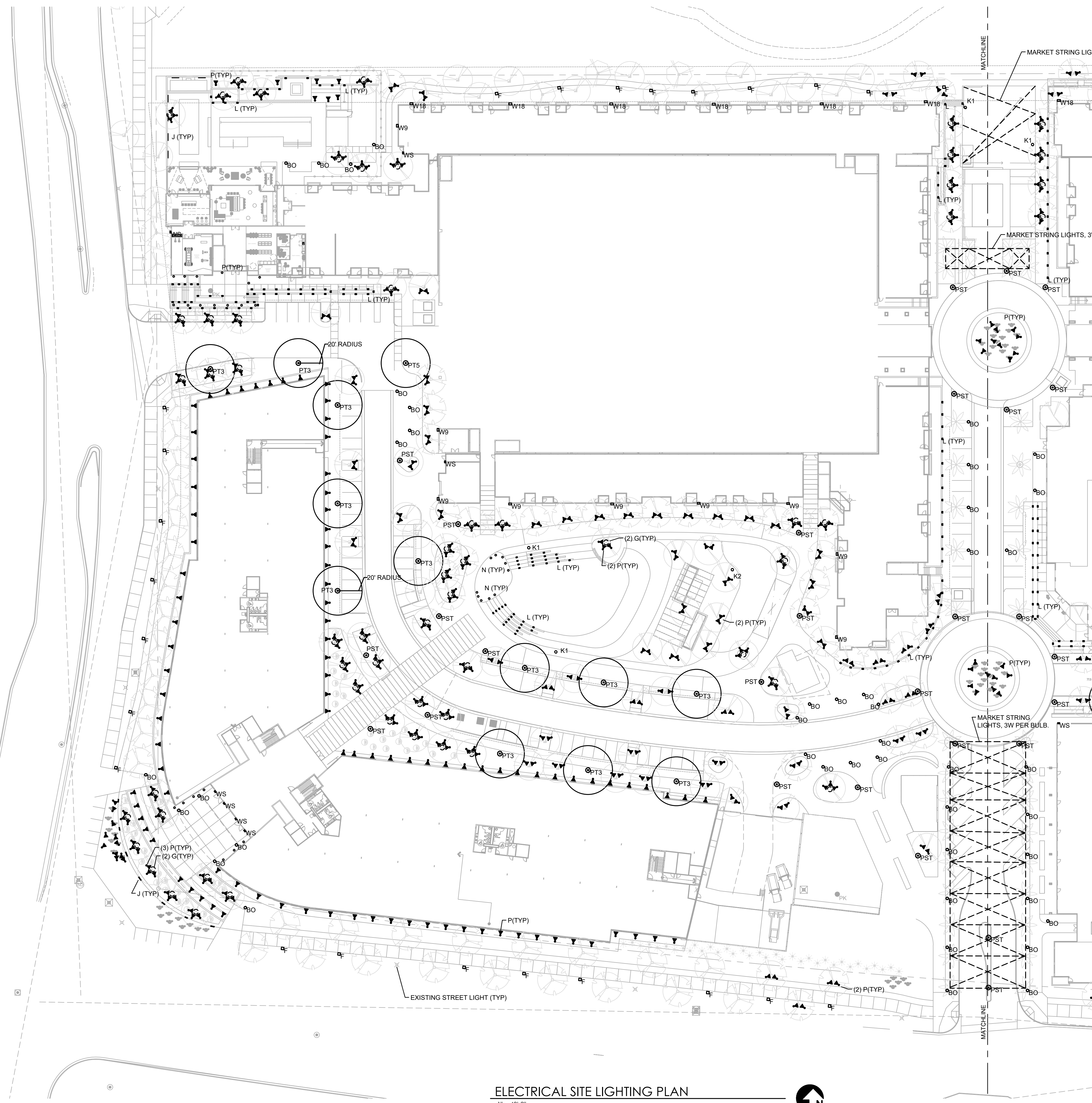
DESIGN REVIEW
 DRB SUBMITTAL

ELECTRICAL SITE
 LIGHTING PLAN

E1.1

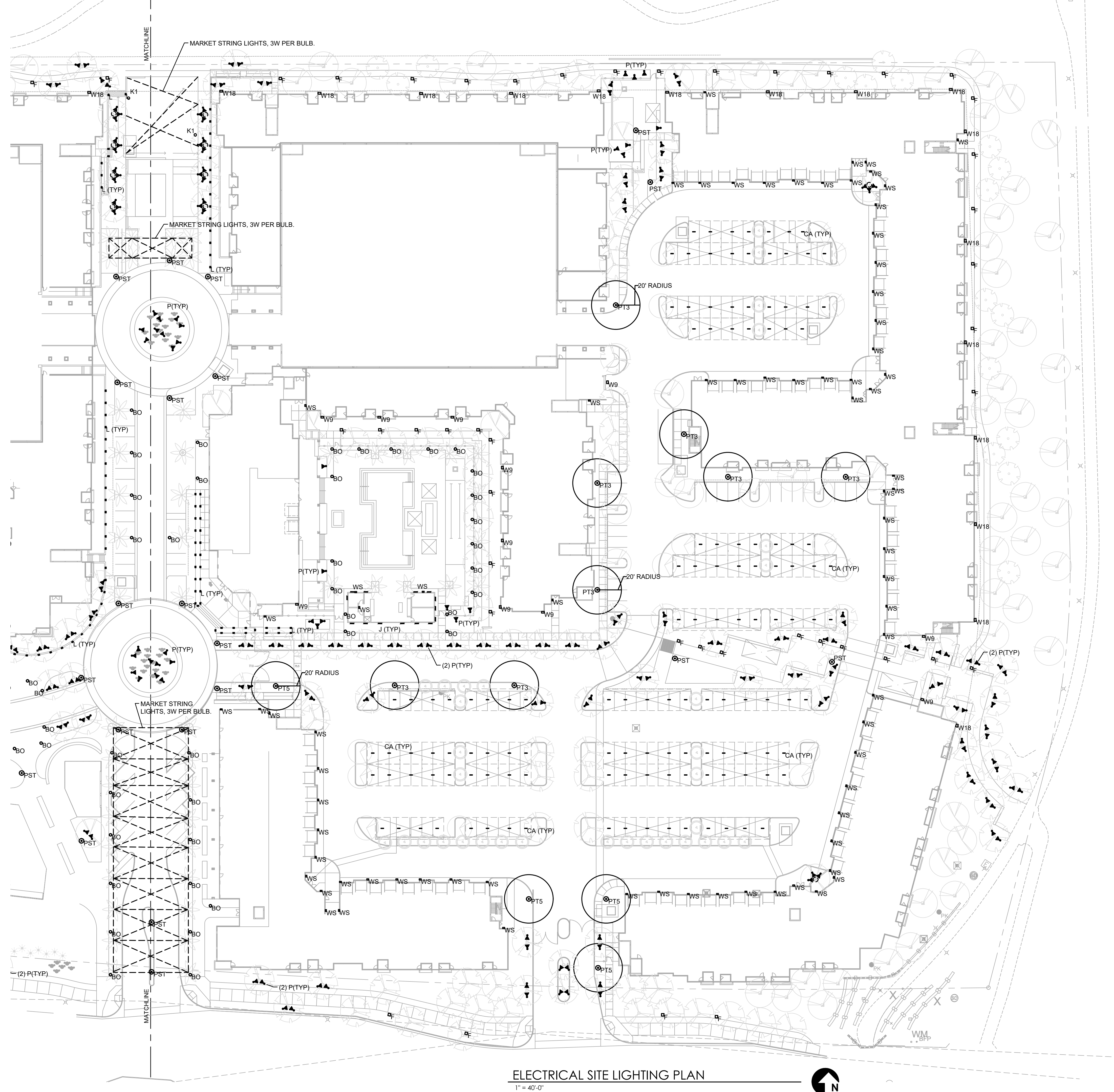
Symbol	Label	Qty	Catalog Number	Description	Lamp	Lumens	LLF
⊙	PT3	20	KIM LIGHTING UR20 56L-75 3K8 5W UNV FM44 DB BC SF CLR. DARK BRONZE FINISH.	Full Cutoff post top light, With Back-light shield, Type 5 Wide. +15' T.O.F.	75W LED 3000K	Absolute	0.95
⊙	PT5	5	KIM LIGHTING UR20 56L-75 3K8 5W UNV FM44 DB BC SF CLR. DARK BRONZE FINISH.	Full Cutoff post top light, Type 5 Wide. +15' T.O.F.	75W LED 3000K	Absolute	0.95
⊙	PST	32	KIM LIGHTING UR20 56L-75 3K8 5W UNV FM44 DB BC SF CLR. DARK BRONZE FINISH.	Full Cutoff pedestrian scale post top light, Type 5 Wide. +8' T.O.F.	25W LED 3000K	Absolute	0.95
○	B0	58	KIM LIGHTING VR81 20L 3K UV DB. DARK BRONZE FINISH.	LED LOUVERED BOLLARD LIGHT, FULLY CUTOFF. TYPE 5 OPTIC. +42" HIGH.	25W LED 3000K	Absolute	0.95
—	CA	131	COLUMBIA LIGHTING MPS 2 30 XWHE C W E U.	2 FT. LINEAR LENSED LED LIGHT, U.L. LISTED FOR DAMP LOCATIONS.	14W LED 3000K	Absolute	0.95
□	W9	20	HUBBELL OUTDOOR LIGHTING LNC 9LU 3K 2 1. BRONZE FINISH.	MINI WALL LED LIGHT, FULLY CUTOFF, TYPE 2. WALL MOUNT AT +9' B.O.F.	22W LED 3000K	Absolute	0.95
□	W18	22	HUBBELL OUTDOOR LIGHTING LNC2 18LU 3K 2 1. BRONZE FINISH.	WALL LED LIGHT, FULLY CUTOFF, TYPE 2 OPTICS, WALL MOUNT AT +12' B.O.F.	45W LED 3000K	Absolute	0.95
□	WS	85	INDESSA LIGHTING 501 1LED9 BR2 VB BL TC. BRONZE FINISH.	4" DEEP DECORATIVE LED WALL SCONCE WITH WHITE ACRYLIC LENS. ADA COMPLIANT. WALL MOUNT AT +6' BOF.	9W LED 3000K	1100	0.95
□	F	65	WAC LIGHTING 6091 30 BZ. BRONZE FINISH.	23" HIGH PATH LIGHT, FULLY CUTOFF.	3W LED 3000K	Absolute	0.95
□	L	140	SIMES LIGHTING C.6022W.	FULLY CUTOFF STEP LIGHT, +18" A.F.F.	10W LED 3000K	Absolute	0.95
○	K1	4	LANDSCAPE FORMS #ARNE ARF42 18C1 S.	EVENT LIGHTING POLE WITH 4 SPOTLIGHT. +25' T.O.F.	(4) 42W LED 3000K	Absolute	0.95
○	K2	1	LANDSCAPE FORMS #ARNE ARF52 36A1 S.	EVENT LIGHTING POLE WITH 4 SPOTLIGHT. +30' T.O.F.	(5) 40W LED 3000K	Absolute	0.95

B.O.F. LIGHTING FIXTURE HEIGHT IS MEASURED FROM "BOTTOM OF FIXTURE" OR FIXTURE'S LENS TO ABOVE FINISHED FLOOR.
 T.O.F. LIGHTING FIXTURE HEIGHT IS MEASURED FROM "TOP OF FIXTURE" TO ABOVE FINISHED FLOOR.



ELECTRICAL SITE LIGHTING PLAN
 1" = 40'-0"



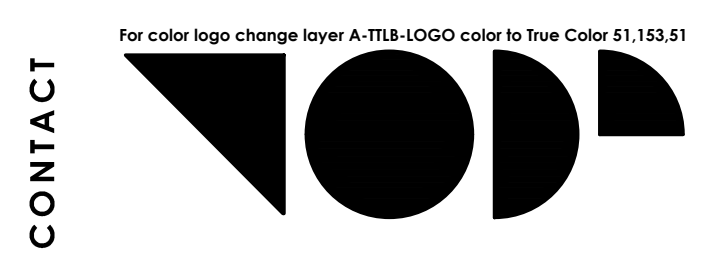



Symbol	Label	Qty	Catalog Number	Description	Lamp	Lumens	LLF
⊙	PT3	20	KIM LIGHTING UR20 56L-75 3K8 5W UNV FM44 DB BC SF CLR. DARK BRONZE FINISH.	Full Cutoff post top light, With Back-light shield, Type 5 Wide. +15' T.O.F.	75W LED 3000K	Absolute	0.95
⊙	PT5	5	KIM LIGHTING UR20 56L-75 3K8 5W UNV FM44 DB BC SF CLR. DARK BRONZE FINISH.	Full Cutoff post top light, Type 5 Wide. +15' T.O.F.	75W LED 3000K	Absolute	0.95
⊙	PST	32	KIM LIGHTING UR20 56L-75 3K8 5W UNV FM44 DB BC SF CLR. DARK BRONZE FINISH.	Full Cutoff pedestrian scale post top light. Type 5 Wide. +8' T.O.F.	25W LED 3000K	Absolute	0.95
○	BO	58	KIM LIGHTING VR81 20L 3K UV DB. DARK BRONZE FINISH.	LED LOUVERED BOLLARD LIGHT, FULLY CUTOFF. TYPE 5 OPTIC. +42" HIGH.	25W LED 3000K	Absolute	0.95
—	CA	131	COLUMBIA LIGHTING MPS 2 30 XWHE C W E U.	2 FT. LINEAR LENSED LED LIGHT, U.L. LISTED FOR DAMP LOCATIONS.	14W LED 3000K	Absolute	0.95
□	W9	20	HUBBELL OUTDOOR LIGHTING LNC 9LU 3K 2 1. BRONZE FINISH.	MINI WALL LED LIGHT, FULLY CUTOFF, TYPE 2. WALL MOUNT AT +9' B.O.F.	22W LED 3000K	Absolute	0.95
□	W18	22	HUBBELL OUTDOOR LIGHTING LNC2 18LU 3K 2 1. BRONZE FINISH.	WALL LED LIGHT, FULLY CUTOFF, TYPE 2 OPTICS, WALL MOUNT AT +12' B.O.F.	45W LED 3000K	Absolute	0.95
□	WS	85	INDESSA LIGHTING 501 1LED9 BRZ VB BL TC. BRONZE FINISH.	4" DEEP DECORATIVE LED WALL SCONCE WITH WHITE ACRYLIC LENS. ADA COMPLIANT. WALL MOUNT AT +6' BOF.	9W LED 3000K	1100	0.95
□	F	65	WAC LIGHTING 6091 30 BZ. BRONZE FINISH.	23" HIGH PATH LIGHT, FULLY CUTOFF.	3W LED 3000K	Absolute	0.95
□	L	140	SIMES LIGHTING C.6022W.	FULLY CUTOFF STEP LIGHT, +18" A.F.F.	10W LED 3000K	Absolute	0.95
○	K1	4	LANDSCAPE FORMS #ARNE ARF42 18C1 S.	EVENT LIGHTING POLE WITH 4 SPOTLIGHT. +25' T.O.F.	(4) 42W LED 3000K	Absolute	0.95
○	K2	1	LANDSCAPE FORMS #ARNE ARF52 36A1 S.	EVENT LIGHTING POLE WITH 4 SPOTLIGHT. +30' T.O.F.	(5) 40W LED 3000K	Absolute	0.95

B.O.F. LIGHTING FIXTURE HEIGHT IS MEASURED FROM "BOTTOM OF FIXTURE" OR FIXTURE'S LENS TO ABOVE FINISHED FLOOR.
 T.O.F. LIGHTING FIXTURE HEIGHT IS MEASURED FROM "TOP OF FIXTURE" TO ABOVE FINISHED FLOOR.

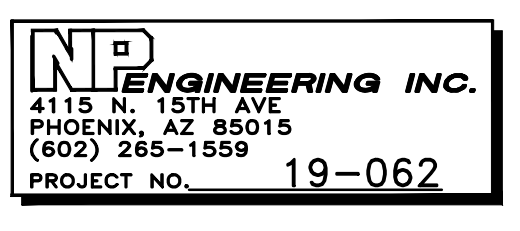
PROJECT
NO. 18-2047-01
SCOTTSDALE
ENTRADA
 McDowell Rd. & 64th St.
 Scottsdale, Arizona

CLIENT
Bridge Banyan
Qualified Opportunity
Zone Business I, LLC.
 2411 3rd St, Unit E
 Santa Monica, CA 90405



CONTACT
TODD & ASSOCIATES, INC.
 Critical Thinking • Creative Design
 Architecture Planning
 Landscape Architecture
 4019 North 44th Street
 Phoenix, AZ 85018
 602-952-8280p 602-952-8995f
 www.toddassoc.com
 Copyright 2019 Todd & Associates, Inc.

DATE
9.27.19



DESIGN REVIEW
 DRB SUBMITTAL

ELECTRICAL SITE
 LIGHTING PLAN

E1.2

ELECTRICAL SITE LIGHTING PLAN
 1" = 40'-0"



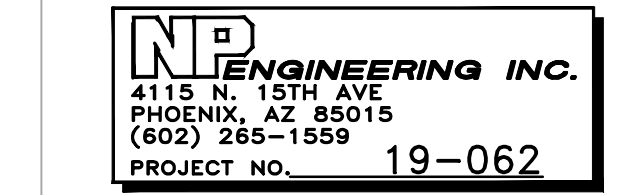
Bridge Banyan
 Qualified Opportunity
 Zone Business I, LLC.
 2411 3rd St, Unit E
 Santa Monica, CA 90405



For color logo change layer A-TTB-LOGO color to True Color 51.153.51

TODD & ASSOCIATES, INC.
 Critical Thinking • Creative Design
 Architecture Planning
 Landscape Architecture
 4019 North 44th Street
 Phoenix, AZ 85018
 602-952-8280 602-952-8995f
 www.toddassoc.com
 Copyright 2019 Todd & Associates, Inc.

DATE
 9.27.19



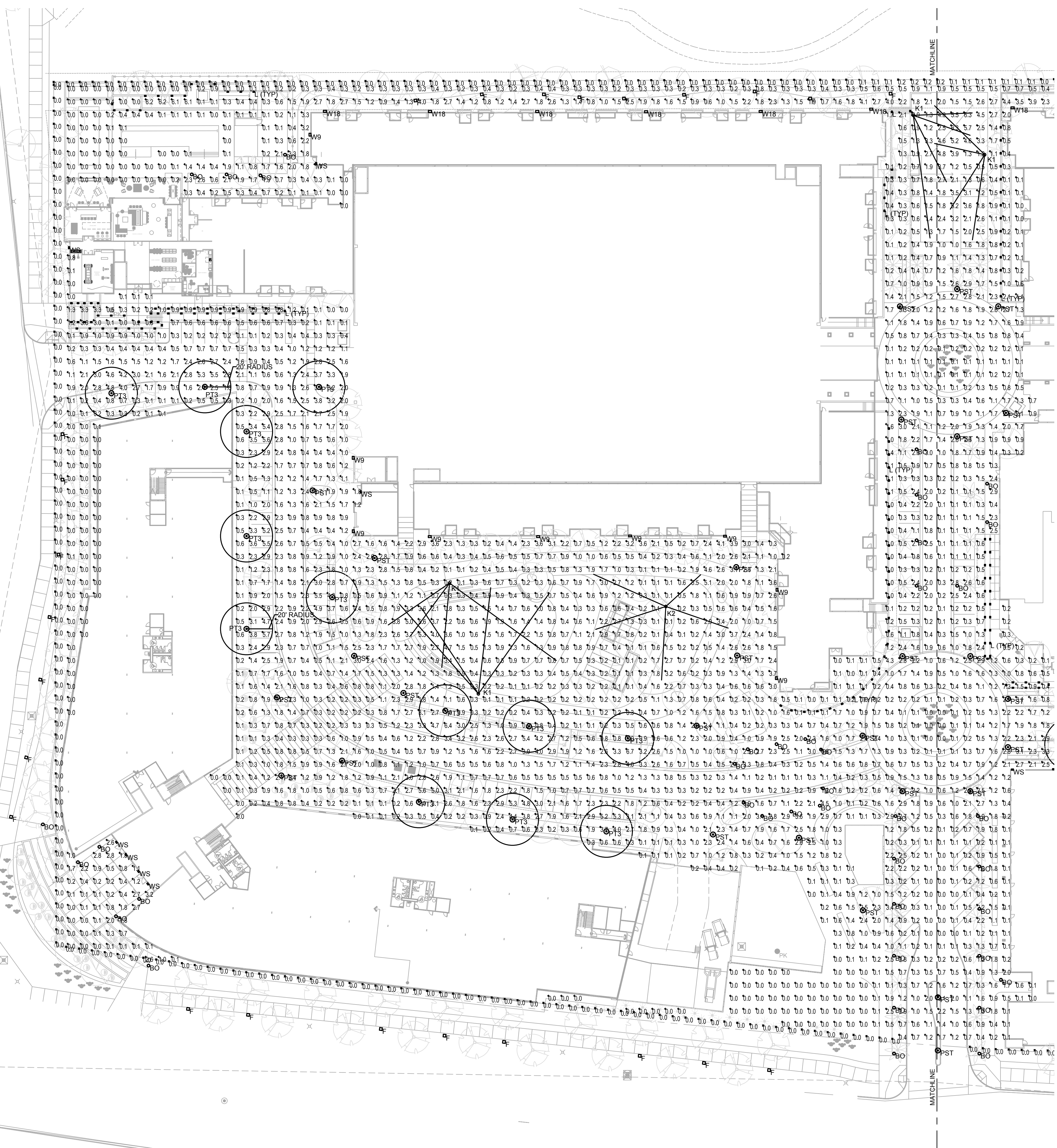
DESIGN REVIEW
 DRB SUBMITTAL

ELECTRICAL SITE
 PHOTOMETRIC
 PLAN
E1.3

LUMINAIRE SCHEDULE						
Symbol	Label	Qty	Catalog Number	Description	Lamp	Lumens LLF
⊙	PT3	20	KIM LIGHTING UR20 56L-75 3K8 5W UNV FM44 DB BC SF CLR. DARK BRONZE FINISH.	Full Cutoff post top light, With Back-light shield, Type 5 Wide. +15' T.O.F.	75W LED 3000K	Absolute 0.95
⊙	PT5	5	KIM LIGHTING UR20 56L-75 3K8 5W UNV FM44 DB BC SF CLR. DARK BRONZE FINISH.	Full Cutoff post top light, Type 5 Wide, +15' T.O.F.	75W LED 3000K	Absolute 0.95
⊙	PST	32	KIM LIGHTING UR20 56L-75 3K8 5W UNV FM44 DB BC SF CLR. DARK BRONZE FINISH.	Full Cutoff pedestrian scale post top light, Type 5 Wide, +8' T.O.F.	25W LED 3000K	Absolute 0.95
○	B0	58	KIM LIGHTING VRB1 20L 3K UV DB. DARK BRONZE FINISH.	LED LOUVERED BOLLARD LIGHT, FULLY CUTOFF, TYPE 5 OPTIC, +42" HIGH.	25W LED 3000K	Absolute 0.95
—	CA	131	COLUMBIA LIGHTING MPS 2 30 XWHE C W E U.	2 FT. LINEAR LENSED LED LIGHT, U.L. LISTED FOR DAMP LOCATIONS.	14W LED 3000K	Absolute 0.95
□	W9	20	HUBBELL OUTDOOR LNC 9LU 3K 2 1. BRONZE FINISH.	MINI WALL LED LIGHT, FULLY CUTOFF, TYPE 2, WALL MOUNT AT +9' B.O.F.	22W LED 3000K	Absolute 0.95
□	W18	22	HUBBELL OUTDOOR LNC2 18LU 3K 2 1. BRONZE FINISH.	WALL LED LIGHT, FULLY CUTOFF, TYPE 2, OPTICS, WALL MOUNT AT +12' B.O.F.	45W LED 3000K	Absolute 0.95
□	WS	85	INDESSA LIGHTING 501 1LED9 BRZ VB BL TC. BRONZE FINISH.	4" DEEP DECORATIVE LED WALL SCONCE WITH WHITE ACRYLIC LENS, ADA COMPLIANT, WALL MOUNT AT +6' BOF.	9W LED 3000K	1100 0.95
□	F	65	WAC LIGHTING 6091 50 BZ BRONZE FINISH.	23" HIGH PATH LIGHT, FULLY CUTOFF.	3W LED 3000K	Absolute 0.95
□	L	140	SIMES LIGHTING C.6022W.	FULLY CUTOFF STEP LIGHT, +18" A.F.F.	10W LED 3000K	Absolute 0.95
○	K1	4	LANDSCAPE FORMS #ARNE ARF42 18C1 S.	EVENT LIGHTING POLE WITH 4 SPOTLIGHT, +25' T.O.F.	(4) 42W LED 3000K	Absolute 0.95
○	K2	1	LANDSCAPE FORMS #ARNE ARF52 36A1 S.	EVENT LIGHTING POLE WITH 4 SPOTLIGHT, +30' T.O.F.	(5) 40W LED 3000K	Absolute 0.95

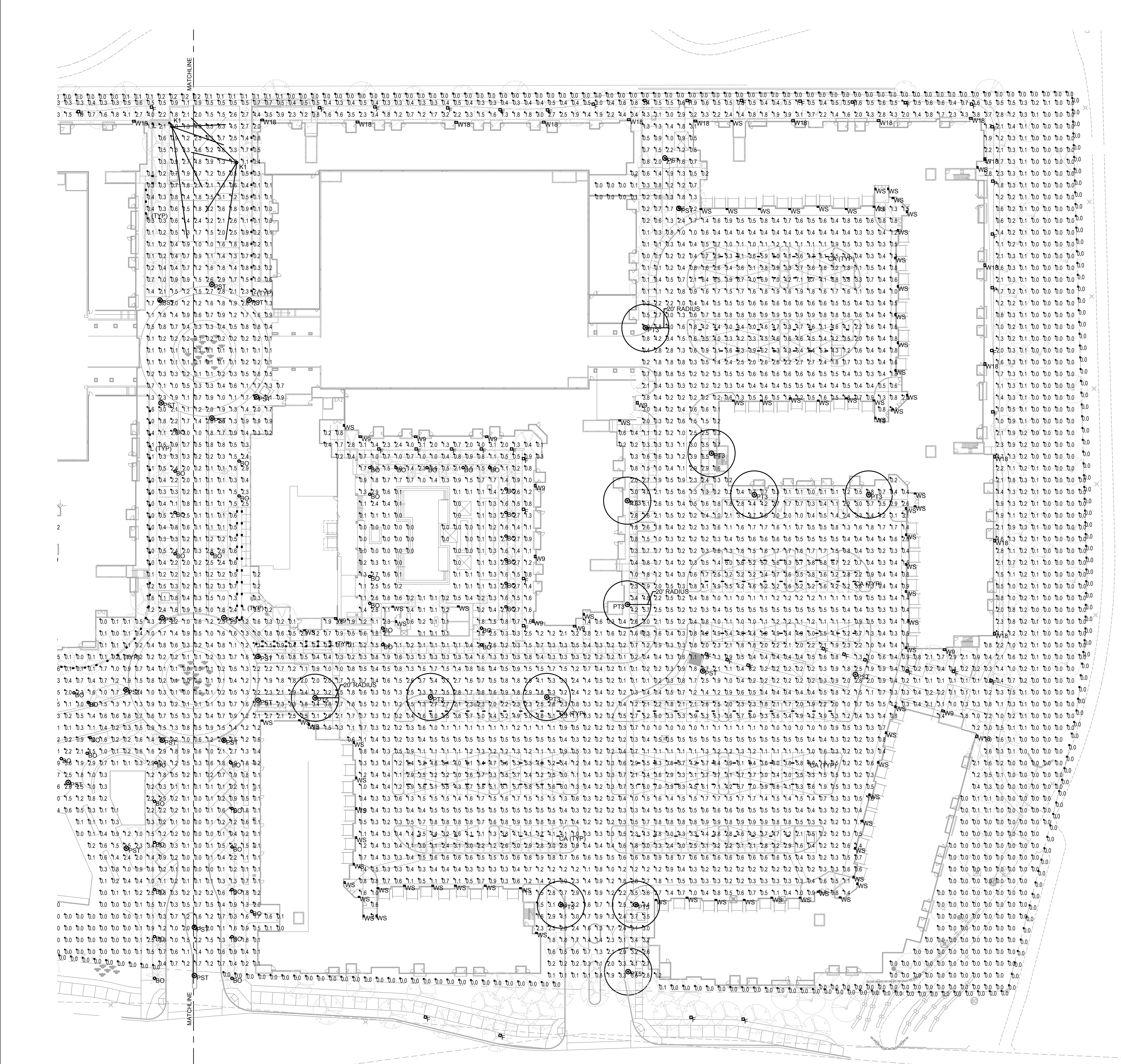
B.O.F. LIGHTING FIXTURE HEIGHT IS MEASURED FROM "BOTTOM OF FIXTURE" OR FIXTURE'S LENS TO ABOVE FINISHED FLOOR.
 T.O.F. LIGHTING FIXTURE HEIGHT IS MEASURED FROM "TOP OF FIXTURE" TO ABOVE FINISHED FLOOR.

STATISTICS						
Description	Symbol	Avg	Max	Min	Max/Min	Avg/Min
1. SITE CALCS	+	1.2 fc	7.3 fc	0.0 fc	N/A	N/A
2. SPILL LIGHT AT +6 FT ABOVE GRADE ALONG THE PROPERTY LINE	*	0.0 fc	0.2 fc	0.0 fc	N/A	N/A



ELECTRICAL SITE PHOTOMETRIC PLAN
 1" = 40'-0"





Symbol	Label	Qty	Catalog Number	Description	Lamp	Lumens	LLF
⊙	PT3	20	KIM LIGHTING UR20 56L-75 3K8 5W UNV FM44 DB BC SF CLR. DARK BRONZE FINISH.	Full Cutoff post top light, With Back-light shield, Type 5 Wide, +15' T.O.F.	75W LED 3000K	Absolute	0.95
⊙	P5	5	KIM LIGHTING UR20 56L-75 3K8 5W UNV FM44 DB BC SF CLR. DARK BRONZE FINISH.	Full Cutoff post top light, Type 5 Wide, +15' T.O.F.	75W LED 3000K	Absolute	0.95
⊙	PST	32	KIM LIGHTING UR20 56L-75 3K8 5W UNV FM44 DB BC SF CLR. DARK BRONZE FINISH.	Full Cutoff pedestrian scale post top light, Type 5 Wide, +8' T.O.F.	25W LED 3000K	Absolute	0.95
○	B0	58	KIM LIGHTING VR81 20L 3K UV DB. DARK BRONZE FINISH.	LED LOUVERED BOLLARD LIGHT, FULLY CUTOFF, TYPE 5 OPTIC, +42" HIGH.	25W LED 3000K	Absolute	0.95
—	CA	131	COLUMBIA LIGHTING MPS 2 30 XWHE W E U.	2 FT. LINEAR LENSED LED LIGHT, UL LISTED FOR DAMP LOCATIONS.	14W LED 3000K	Absolute	0.95
□	W9	20	HUBBELL OUTDOOR LIGHTING LNC 9LU 3K 2 1. BRONZE FINISH.	MINI WALL LED LIGHT, FULLY CUTOFF, TYPE 2, WALL MOUNT AT +9' B.O.F.	22W LED 3000K	Absolute	0.95
□	W18	22	HUBBELL OUTDOOR LIGHTING LNC2 18LU 3K 2 1. BRONZE FINISH.	WALL LED LIGHT, FULLY CUTOFF, TYPE 2 OPTICS, WALL MOUNT AT +12' B.O.F.	45W LED 3000K	Absolute	0.95
□	WS	85	INDESSA LIGHTING 501 1LED9 BRZ VB BL TC. BRONZE FINISH.	4" DEEP DECORATIVE LED WALL SCONCE WITH WHITE ACRYLIC LENS, ADA COMPLIANT, WALL MOUNT AT +6' BOF.	9W LED 3000K	1100	0.95
□	F	65	WAC LIGHTING 8091 30 BZ BRONZE FINISH.	23" HIGH PATH LIGHT, FULLY CUTOFF.	3W LED 3000K	Absolute	0.95
□	L	140	SIMES LIGHTING C.8022W.	FULLY CUTOFF STEP LIGHT, +18" A.F.F.	10W LED 3000K	Absolute	0.95
○	K1	4	LANDSCAPE FORMS #ARNE ARF42 18C1 S.	EVENT LIGHTING POLE WITH 4 SPOTLIGHT, +25' T.O.F.	(4) 42W LED 3000K	Absolute	0.95
○	K2	1	LANDSCAPE FORMS #ARNE ARF52 36A1 S.	EVENT LIGHTING POLE WITH 4 SPOTLIGHT, +30' T.O.F.	(5) 40W LED 3000K	Absolute	0.95

B.O.F. LIGHTING FIXTURE HEIGHT IS MEASURED FROM "BOTTOM OF FIXTURE" OR FIXTURE'S LENS TO ABOVE FINISHED FLOOR.
T.O.F. LIGHTING FIXTURE HEIGHT IS MEASURED FROM "TOP OF FIXTURE" TO ABOVE FINISHED FLOOR.

Description	Symbol	Avg	Max	Min	Max/Min	Avg/Min
1. SITE CALC'S	+	1.2 fc	7.3 fc	0.0 fc	N/A	N/A
2. SPILL LIGHT AT +6 FT ABOVE GRADE ALONG THE PROPERTY LINE	✱	0.0 fc	0.2 fc	0.0 fc	N/A	N/A

ELECTRICAL SITE PHOTOMETRIC PLAN
1" = 40'-0"

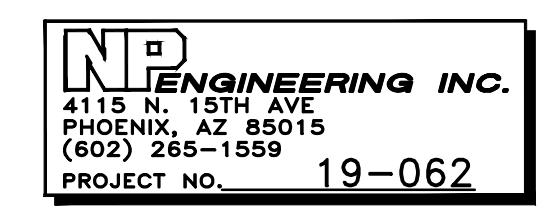
PROJECT NO. 18-2047-01
SCOTTSDALE ENTRADA
Mcdowell Rd. & 64th St.
Scottsdale, Arizona

CLIENT **Bridge Banyan Qualified Opportunity Zone Business I, LLC.**
2411 3rd St, Unit C
Santa Monica, CA 90405



CONTACT **TODD & ASSOCIATES, INC.**
Critical Thinking • Creative Design
Architecture Planning
Landscape Architecture
4019 North 44th Street
Phoenix, AZ 85018
602-952-8280 P 602-952-8995 F
www.toddassoc.com
Copyright 2019 Todd & Associates, Inc.

DATE 9.27.19



DESIGN REVIEW
DRB SUBMITTAL

ELECTRICAL SITE PHOTOMETRIC PLAN
E1.4

TYPE: BO
VRB1 LED Round Bollard
 Single Function, Vandal-Resistant, Aluminum Shaft
 revision 8/7/14 • kl_vrb1led_spec.pdf

KIM LIGHTING
 Job: _____ TYPE: _____
 NOTES: _____ APPROVALS: _____
FEATURES
 • 20" size in post, pole and wall mount
 • High performance optics up to 17,000 delivered lumens
CERTIFICATIONS
 • UL LISTED
 • DLC
 • 3000 and warmer CCT only

Specifications
 UR20
 Ouro™ LED kl_ur20post_spec.pdf
 JOB: _____ TYPE: _____
 NOTES: _____ APPROVALS: _____
FEATURES
 • Elegant form factor
 • Diffusion lens option
 • SiteSync™ wireless control options

Specifications
 PT23, PT24, PT54
 Weight: 35 lbs
 EPA: 512, EPA: 534, EPA: 424 / 608

ORDERING CODE
 UR20: 0urs
 LED Engine: No Lens or Clear Lens
 CCT: AM Amber
 Distribution: No Lens or Clear Lens
 Rotation: Blank for rotation
 Voltage: UUV 120-277V
 Mounting: FM33 Flush mt 3" 0° pole, 3" Fixture Base

ACCESSORIES (ORDER SEPARATELY)
 S18 18" Stem, Canopy
 S518 18" Swivel Stem—45° Swivel
 CM24SCF3 KIT 24" Adjustable Cable Mounting Kit, 3 wire lead
 CM24SCF4 KIT 48" Adjustable Cable Mounting Kit, 3 wire lead
 CSKC Chain Hanger Assembly
 MPSTZ Zip Tie Hanger - 1/2" Spacer on 1-Bar Ceiling
 MPSTH Slide Tong Hanger
 MPSC6K Continuous Row Kit, Curve
 MPSC6K Flat Continuous Row Kit, Flat
 MPWSC 2" Wire Guard
 MPWSGA 4" Wire Guard, 2 Required for 8" Fixture
 MPSCF Injection Molded ABS Material Curve Endcap
 MPSCF Injection Molded ABS Material Flat Endcap

DRIVER AVAILABILITY TABLE

DRIVER AVAILABILITY TABLE

OPTIONAL DUPLEX RECEPTACLE
 Cat. No. DR, DR-GFI, No Option

0-10V DIMMING INTERFACE
 Driver has a 0-10V dimming interface with a dimming range of 10-100%. Is compatible with most control systems including Hubbell Building Automation with HUBB™, Approved dimmers including Lutron Diva AVTV, Lutron Nova NTV and NTTV. Note: Not compatible with current sourcing dimmers. Controls compatible via Gray and Purple dimming lead.

TYPE: CA
MPS
 MultiPurpose Linear

Columbia LIGHTING
 ORDERING INFORMATION EXAMPLE: MPS4-40ML-CW-EDU
 YOUR ORDER: MPS

Specifications
 MPS
 MODEL: MultiPurpose Linear
 SIZE: 2 7/8" x 4 1/4" x 8 1/2"
 CRI: Blank 80
 COLOR TEMPERATURE: 3000K, 3500K, 4000K, 5000K, 5700K-5000K, 2700K-5500K
 LUMEN OUTPUT: XW 4' (2700, 8' 5400), XWH 4' (2700, 8' 5400), YW 2' (1700, 4' 3400), YWH 2' (1700, 4' 3400), MW 4' (2700, 8' 5400), MWH 4' (2700, 8' 5400), LW 2' (2500, 4' 4000), LWHE 2' (2500, 4' 4000), ML 2' (3600, 4' 4800), MLHE 4' (4200, 8' 8400), HLHE 4' (5700, 8' 11500), VL 4' (7000, 8' 17400), LL 4' (8400, 8' 17200)

Options
 DISTRIBUTION: Narrow Distribution, Wide Distribution
 DRIVER: Fixed Output, 0-10V Dimming, 0-10V Triac Dimming, Dim-to-Dark, ESD Step Dimming, LUTN In-line Triac LED driver with soft-on, Fade-to-Black dimming technology, LUTS 5-Series EcoSystem LED driver
 VOLTAGE: 120V-277V
 OPTIONS: ELL4 Emergency Battery Pack, BLK Back Blow Fuse, GLR Generator Transfer Device, MPSCF Injection Molded ABS Material Curve Endcap, MPSE Matte Black, ZT ZET Thermal Silver

Control Options
 NKS NX, PIR Occupancy Sensor, Dimming Daylight Harvesting
 NKSX NX Wireless, PIR Occupancy Sensor, Dimming Daylight Harvesting
 NKSXW NX Wireless, PIR Occupancy Sensor, Dimming Daylight Harvesting
 NXE NX Enabled, Dual SmartPans
 NXES NX Enabled, PIR Occupancy Sensor, Dimming Daylight Harvesting
 ODRG Occupancy and Daylight Sensors w/Grouping Philips SPS200

DRIVER AVAILABILITY TABLE

DRIVER AVAILABILITY TABLE

Page 2/8 Rev. 09/28/18
 © 2014 KIM LIGHTING • 16555 EAST GALE AVENUE, CITY OF INDUSTRY, CA 91745-1788 • TEL: 626/968-5666 • FAX: 626/968-5716
 © 2014 KIM LIGHTING • 17760 Rowland Street | City of Industry | CA 91748
 P. 626.968.5666 | F. 626.369.2695 | www.kimlighting.com | Rev. Mar. 22, 2019

TYPE: PT3, PT5, PST
KIM LIGHTING
UR20
 Ouro™ LED kl_ur20post_spec.pdf

Specifications
 UR20: 0urs
 LED Engine: No Lens or Clear Lens
 CCT: AM Amber
 Distribution: No Lens or Clear Lens
 Rotation: Blank for rotation
 Voltage: UUV 120-277V
 Mounting: FM33 Flush mt 3" 0° pole, 3" Fixture Base

ACCESSORIES (ORDER SEPARATELY)
 S18 18" Stem, Canopy
 S518 18" Swivel Stem—45° Swivel
 CM24SCF3 KIT 24" Adjustable Cable Mounting Kit, 3 wire lead
 CM24SCF4 KIT 48" Adjustable Cable Mounting Kit, 3 wire lead
 CSKC Chain Hanger Assembly
 MPSTZ Zip Tie Hanger - 1/2" Spacer on 1-Bar Ceiling
 MPSTH Slide Tong Hanger
 MPSC6K Continuous Row Kit, Curve
 MPSC6K Flat Continuous Row Kit, Flat
 MPWSC 2" Wire Guard
 MPWSGA 4" Wire Guard, 2 Required for 8" Fixture
 MPSCF Injection Molded ABS Material Curve Endcap
 MPSCF Injection Molded ABS Material Flat Endcap

DRIVER AVAILABILITY TABLE

DRIVER AVAILABILITY TABLE

OPTIONAL DUPLEX RECEPTACLE
 Cat. No. DR, DR-GFI, No Option

0-10V DIMMING INTERFACE
 Driver has a 0-10V dimming interface with a dimming range of 10-100%. Is compatible with most control systems including Hubbell Building Automation with HUBB™, Approved dimmers including Lutron Diva AVTV, Lutron Nova NTV and NTTV. Note: Not compatible with current sourcing dimmers. Controls compatible via Gray and Purple dimming lead.

NO. 18-2047-01
SCOTTSDALE ENTRADA
 McDowell Rd. & 64th St.
 Scottsdale, Arizona

Bridge Banyan Qualified Opportunity Zone Business I, LLC.
 2411 3rd St, Unit E
 Santa Monica, CA 90405

TODD & ASSOCIATES, INC.
 Critical Thinking • Creative Design

Architecture Planning
 Landscape Architecture
 4019 North 44th Street
 Phoenix, AZ 85018
 602-952-8280 • 602-952-8995f
 www.toddassoc.com

Copyright 2019 Todd & Associates, Inc.

DATE 9.27.19

IND ENGINEERING INC.
 4415 N. 15TH AVE.
 PHOENIX, AZ 85015
 (602) 265-1559
 PROJECT NO. 19-062

ELECTRICAL SITE LIGHTING CUT SHEETS
E1.5

47-DR-2019 12/31/2019

LNC2 SERIES
 Cat.# _____ Job: _____ Type: **W9, W18** Approvals: _____

Specifications
 Intended Use: The compact LED LNC2 is designed for perimeter illumination for safety, security and identity. This compact fixture has no lightguard and is neighbor friendly with typical mounting heights up to 15ft. Units are supplied with an acrylic diffuser accessory that can be used for lower LED brightness near building entrances or other pedestrian areas. Units have protective polyester finish for long lasting appearance.
 Construction: Durable die-cast aluminum housing protects components and provides an architectural appearance. Casting thermally conducts LED heat to optimize performance and long life. Powder paint finish provides durability in outdoor environments.
 Electrical: 120V-277V universal voltage 50/60Hz 0-10V dimming drivers
 24V and 48V dimmable driver option in 12L configuration
 Electronic drivers: One in 5L, 7L, 9L and 12L units. Two drivers in 18L units
 Minimum operating temperature is -40°C/-40°F
 Driver RH/SH and IP66
 Drivers have greater than .90 power factor and less than 20% Total Harmonic Distortion
 LED(s) CCT: 3000K CCT nominal - 80 CRI, 4000K CCT nominal - 70 CRI, 5000K CCT nominal - 70 CRI
 5, 7, 9, 12 and 18 LED configurations available see page 2 for electrical and photometric details
 Optical: Type I, III and IV distributions with zero uplight. Individual PMMA acrylic lenses for wide lateral throw, maximum control and efficiency. Acrylic diffuser included where reduced LED brightness is desired

Lumen Maintenance: L80 at 60,000hrs (Projected per IESNA TM-21-11), see table on page 2 for all values
Installation: Quick-mount adapter provides easy installation to wall or to recessed junction boxes (4" square junction box). Gasket seal and secured by two Allen-head hidden fasteners for tamper resistance. Designed for direct floor mount or conduit feed in single SKU. Conduit feed not available with BBU.
Options: Button photoreceptor for dusk to dawn energy savings
 Occupancy sensor options available for complete on/off and dimming control (includes factory installed back box)
Egress (includes factory installed back box): Battery back-up option - 12L configuration only
 Provides 16 minimum one 17" x 10" at 11" mounting height (exceeds NEC requirement)
 1,540 initial lumens in battery mode
 Meets UL924 90 minute discharge schedule
 -20°C to 30°C operating temperature
Listings: UL C-Listed (Types III and IV) Consult DLC website for details: http://www.designlights.org/DLC
 Listed to UL 1598 for use in wet locations, 40°C ambient environments
Warranty: Five year limited warranty (for more information visit: https://www.hubbelloutdoor.com/resources/warranty)
 IES Progress Award Winner - 2015
 Building Operating Management 2014
 Top Products Award - LNC2-18LU

PRODUCT IMAGE(S)
 LNC2-12LU, LNC2-18LU
 With diffuser, Battery Back-up or Sensor - See Page 2.3

DIMENSIONS
 A: 6.25", B: 1.6", C: 10.25", D: 5.6", E: 10.25", F: 7.0 / 15.0 lbs.
 158.7 mm, 40.2 mm, 260.4 mm, 142.2 mm, 260.4 mm, 3.2 / 6.8 kg.

SHIPPING INFORMATION

ORDERING INFORMATION - ORDERING EXAMPLE: LNC2-12LU-SK-3-1

Series	Number of LEDs	Voltage	CCT	IES Distribution	Finish	Options
LNC2	5L, 6 LEDs	120V-277V	3K 3000K nominal 80 CRI	2' Type II	1 Bronze	PC Photoreceptor
	7L, 7 LEDs	1	4K 4000K nominal 70 CRI	3 Type III	2 Black	BBU* Integral battery for 12L only (must specify 120V or 277V voltage in voltage category) rated for -20°C to 30°C
	9L, 9 LEDs	2	5K 5000K nominal 67 CRI	4 Type IV	3 Gray	SP2** Programmable motion sensor, factory default dimming is 10% light output.
	12L, 12 LEDs	3	AM Amber (600 μm available for Traffic Friendly/observatory applications, 550 mA (18L only version)		4 White	
	18L, 18 LEDs	4			5 Platinum	
	12LS 12 LEDs, 480V (12L only)	5				
	12LV 12 LEDs, 24V (12L only)	F				

ORDERING INFORMATION / OPTIONS EXAMPLE: 501-2CFQ13-SAL-VB

501 TYPE: WS WET LOCATION CLASSIC
 Available in LED
 PROJECT: _____ LOCATION: _____
FEATURES
 • A timeless design for a classic look.
 • Cage constructed of solid bar stock for strength and rigidity.
 • Electronic, multi-volt (120/277) ballast is standard.
 • All parts are treated with a five stage phosphate bonding process before being finished with a long lasting powder coat finish.
 • Acrylic lens for maximum lens uniformity.
 • Complies with ADA.
 • For use in Wet Locations.
 • Manufactured in the U.S.A.
 • Available in longer lengths consult factory.

DIMENSIONS
 6-5/8", 14-1/2", 7-1/4" MC

ORDERING INFORMATION / OPTIONS EXAMPLE: 501-2CFQ13-SAL-VB

501 MODEL
 501 - Wet Location Classic

HOUSING FINISH
 WHT - White
 BLK - Black
 SAL - Silver
 BRZ - Bronze
 HA - Brushed Aluminum
 Consult factory for other finishes.

BAR CONFIGURATION
 Blank - Standard Single Bar
 VB - Vertical Bar
 DC - Double Cross Bar
 DC2VB - Double Cross Bar w/2 Middle Bars
 3CB - 3 Lower Cross Bars
 WEB - Double Cross Bar w/2
 MPERF - Vertical Perforated Panel in the Center of the Fixture
 GRILL - Decorative Aluminum Grill
 Consult factory for other available configurations.

LAMP
 2CFQ13 - (2) 13w QUAD TUBE CF (G24Q-1 Base)
 2CFQ14 - (2) 18w QUAD TUBE CF (G24Q-2 Base)
 2CFQ26 - (2) 26w QUAD TUBE CF (G24Q-3 Base)
 ILED9 - (1) 9W LED MODULE, 1000 Lumens
 ILED14 - (1) 14W LED MODULE, 1550 Lumens
 ILED17 - (1) 17W LED MODULE, 1875 Lumens
 ILED19 - (1) 19W LED MODULE, 2200 Lumens
 Consult factory for other available lamps and LED Wattages.

OPTIONS
 BL - Bottom Lens
 TC - Top Die Cast Aluminum Cover
 (Adds 1/2" to height)
 BC - Bottom Die Cast Aluminum Cover
 (Adds 1/2" to height)
 FB - Flux Absorber Lens
 DIM - Dimming Ballast
 LAMP - Lamp provided, please specify color temperature. For emergency ballast availability, consult model 507.

SHIPPING INFORMATION

Hubbell Outdoor Lighting • 701 Millennium Boulevard • Greenville, SC 29607 • Phone: 864-678-1000
 Due to our continued efforts to improve our products, product specifications are subject to change without notice.
 © 2017 HUBBELL OUTDOOR LIGHTING. All Rights Reserved • For more information visit our website: www.hubbelloutdoor.com • Printed in USA July 13, 2017 4:43 PM LNC2-SPC2

501 TYPE: WS WET LOCATION CLASSIC
 Available in LED
 PROJECT: _____ LOCATION: _____
FEATURES
 • A timeless design for a classic look.
 • Cage constructed of solid bar stock for strength and rigidity.
 • Electronic, multi-volt (120/277) ballast is standard.
 • All parts are treated with a five stage phosphate bonding process before being finished with a long lasting powder coat finish.
 • Acrylic lens for maximum lens uniformity.
 • Complies with ADA.
 • For use in Wet Locations.
 • Manufactured in the U.S.A.
 • Available in longer lengths consult factory.

DIMENSIONS
 6-5/8", 14-1/2", 7-1/4" MC

ORDERING INFORMATION / OPTIONS EXAMPLE: 501-2CFQ13-SAL-VB

501 MODEL
 501 - Wet Location Classic

HOUSING FINISH
 WHT - White
 BLK - Black
 SAL - Silver
 BRZ - Bronze
 HA - Brushed Aluminum
 Consult factory for other finishes.

BAR CONFIGURATION
 Blank - Standard Single Bar
 VB - Vertical Bar
 DC - Double Cross Bar
 DC2VB - Double Cross Bar w/2 Middle Bars
 3CB - 3 Lower Cross Bars
 WEB - Double Cross Bar w/2
 MPERF - Vertical Perforated Panel in the Center of the Fixture
 GRILL - Decorative Aluminum Grill
 Consult factory for other available configurations.

LAMP
 2CFQ13 - (2) 13w QUAD TUBE CF (G24Q-1 Base)
 2CFQ14 - (2) 18w QUAD TUBE CF (G24Q-2 Base)
 2CFQ26 - (2) 26w QUAD TUBE CF (G24Q-3 Base)
 ILED9 - (1) 9W LED MODULE, 1000 Lumens
 ILED14 - (1) 14W LED MODULE, 1550 Lumens
 ILED17 - (1) 17W LED MODULE, 1875 Lumens
 ILED19 - (1) 19W LED MODULE, 2200 Lumens
 Consult factory for other available lamps and LED Wattages.

OPTIONS
 BL - Bottom Lens
 TC - Top Die Cast Aluminum Cover
 (Adds 1/2" to height)
 BC - Bottom Die Cast Aluminum Cover
 (Adds 1/2" to height)
 FB - Flux Absorber Lens
 DIM - Dimming Ballast
 LAMP - Lamp provided, please specify color temperature. For emergency ballast availability, consult model 507.

SHIPPING INFORMATION

Indessa LIGHTING
 PHONE: 509.924.0243 • FAX: 509.924.2607 • www.indessa.com
 Indessa Lighting reserves the right to make design revisions without prior notice.

TYPE: PT3, PT5, PST
KIM LIGHTING
UR20
 Ouro™ LED kl_ur20post_spec.pdf

Specifications
 UR20: 0urs
 LED Engine: No Lens or Clear Lens
 CCT: AM Amber
 Distribution: No Lens or Clear Lens
 Rotation: Blank for rotation
 Voltage: UUV 120-277V
 Mounting: FM33 Flush mt 3" 0° pole, 3" Fixture Base

ACCESSORIES (ORDER SEPARATELY)
 S18 18" Stem, Canopy
 S518 18" Swivel Stem—45° Swivel
 CM24SCF3 KIT 24" Adjustable Cable Mounting Kit, 3 wire lead
 CM24SCF4 KIT 48" Adjustable Cable Mounting Kit, 3 wire lead
 CSKC Chain Hanger Assembly
 MPSTZ Zip Tie Hanger - 1/2" Spacer on 1-Bar Ceiling
 MPSTH Slide Tong Hanger
 MPSC6K Continuous Row Kit, Curve
 MPSC6K Flat Continuous Row Kit, Flat
 MPWSC 2" Wire Guard
 MPWSGA 4" Wire Guard, 2 Required for 8" Fixture
 MPSCF Injection Molded ABS Material Curve Endcap
 MPSCF Injection Molded ABS Material Flat Endcap

DRIVER AVAILABILITY TABLE

DRIVER AVAILABILITY TABLE

OPTIONAL DUPLEX RECEPTACLE
 Cat. No. DR, DR-GFI, No Option

0-10V DIMMING INTERFACE
 Driver has a 0-10V dimming interface with a dimming range of 10-100%. Is compatible with most control systems including Hubbell Building Automation with HUBB™, Approved dimmers including Lutron Diva AVTV, Lutron Nova NTV and NTTV. Note: Not compatible with current sourcing dimmers. Controls compatible via Gray and Purple dimming lead.

NO. 18-2047-01
SCOTTSDALE ENTRADA
 McDowell Rd. & 64th St.
 Scottsdale, Arizona

Bridge Banyan Qualified Opportunity Zone Business I, LLC.
 2411 3rd St, Unit E
 Santa Monica, CA 90405

TODD & ASSOCIATES, INC.
 Critical Thinking • Creative Design

Architecture Planning
 Landscape Architecture
 4019 North 44th Street
 Phoenix, AZ 85018
 602-952-8280 • 602-952-8995f
 www.toddassoc.com

Copyright 2019 Todd & Associates, Inc.

DATE 9.27.19

IND ENGINEERING INC.
 4415 N. 15TH AVE.
 PHOENIX, AZ 85015
 (602) 265-1559
 PROJECT NO. 19-062

ELECTRICAL SITE LIGHTING CUT SHEETS
E1.5



47-DR-2019 12/31/2019

TYPE: F WAC

LANDSCAPE LIGHTING

QUAD LED PATH LIGHT

6091

Fixture Type:

Catalog Number:

Project:

Location:

PRODUCT DESCRIPTION
Sleek linear design blends seamlessly into pathways while providing soft, even illumination

SPECIFICATIONS

- Input: 9-15VAC (Transformer is required)
- Power: 3.0W / 4.5VA
- Brightness: Up to 100 lm
- CRI: 90
- Rated Life: 60,000 hours

FEATURES

- IP66 rated, Protected against powerful water jets
- Factory sealed water tight fixtures
- Solid diecast corrosion resistant aluminum alloy
- Recommended spacing for installation: Residential 8 to 10ft; Commercial: 5 to 7ft
- Mounting stake, 6 foot lead wire, and direct burial gel filled wire nuts are included
- Maintains constant lumen output against voltage drop
- UL & cUL 1838 Listed

ORDERING NUMBER

Color Temp	Finish
27 2700K Warm White 30 3000K Pure White	BZ Bronze on Aluminum

6091-__BZ
Example: **6091-30BZ**

wacighting.com
Phone (800) 526-2588
Fax (800) 526-2585

Headquarters/Eastern Distribution Center
44 Harbor Park Drive
Port Washington, NY 11050

Central Distribution Center
1600 Distribution Ct
Lithia Springs, GA 30122


Western Distribution Center
1750 Archibald Avenue
Ontario, CA 91760

WAC Lighting retains the right to modify the design of our products at any time as part of the company's continuous improvement program.

TYPE: G

Remote ArtiStar™ Palm Tree Ring

Shown in BlackWrinkleFinish (BLW)



Specifiers Also Viewed...

- Camino Star™ Solid State (BKSSLP)
- Alpine II Series™ Surface Downlight™ Solid State (BKSSLP) Power of X
- Core Drill Square Step Star™ Halogen (G410)
- Micro Nite™ Style L Sign Star™ Halogen (HR11)
- Denali Series™ Style L Sign Star™ Solid State (BKSSLP) Power of X
- DRM / NEMA 3R Dual Remote Driver Housing (BKSSLP) Power of X


© B-K LIGHTING | 40429 Encinitas Drive | Mission, CA 92038 | 519-438-1800 | Contact Us

PARTNER SITES: TEKA, StarFinishes, BLUE DOLPHIN, EIK, UWA

TYPE: H

ArtiStar™ Ring Mount™

Shown in BlackWrinkleFinish (BLW)



Specifiers Also Viewed...

- Denali Series™ Style II Twin Sign Star™ Solid State (BKSSLP) Power of X
- Palm Tree Ring Remote Mini-Micro Series™ Solid State (BKSSLP) Power of X
- Palm Tree Ring Remote Series™ Solid State (BKSSLP) Power of X
- Canary Mount™ Integral Denali™ Solid State (BKSSLP) Power of X
- Canary Mount™ Integral ArtiStar™ Solid State (BKSSLP) Power of X
- X™ Technology Modular System (46x48) (42W)

© B-K LIGHTING | 40429 Encinitas Drive | Mission, CA 92038 | 519-438-1800 | Contact Us

PARTNER SITES: TEKA, StarFinishes, BLUE DOLPHIN, EIK, UWA

LTV81/LTV82/LTV83

Lightvault® 8 Stainless Steel Lens Ring

TYPE: J

IN-GRADE

FEATURES

- Composite pour boxes ship ahead to simplify installation
- Sealed light engine prevents ingress of moisture and/or debris
- Bluetooth enabled field-aiming allows for wireless adjustment and dimming
- Available in spot, wall-wash, and narrow flood distributions
- 3000K, 4000K, and 5000K CCT
- Optional Slip Resistant Lens, Prismatic Lens


ORDERING INFORMATION (Example)

LTV81SS/SP	36L5KUV	PL/RCA81
FIXTURE	ELECTRICAL MODULE	FIXTURE OPTIONS
With Flat Frame Lens Ring	Source Color Temperature Voltage	SR Slip-Resistant Lens
LTV81SS/SP Spot ^{1,2}	36L 36 LEDs 3K 3000K UV Universal Voltage (120 thru 277)	PL Prismatic Lens softens distribution.
LTV81SS/NF Narrow Flood ^{1,2}	4K 4000K 5K 5000K	RCA81 Rebar cage anchor for RCA81
LTV81SS/WW Wall Wash ^{1,2}		RCA82 Rebar cage anchor for RCA82
LTV82SS/SP Spot ^{1,2}	18L 18 LEDs	RCA83 Rebar cage anchor for RCA83
LTV82SS/NF Narrow Flood ^{1,2}		
LTV82SS/WW Wall Wash ^{1,2}		
LTV83SS/SP Spot ^{1,2}	12L 12 LEDs	
LTV83SS/NF Narrow Flood ^{1,2}		
LTV83SS/WW Wall Wash ^{1,2}		

¹ All lens options are integral parts of component module and must be installed at factory.
² Opening of Component Module on site will void warranty.

Pour Box rough-in housing ships separately and as a quick-ship if requested.


LTV81SS



LTV83SS



LTV82SS



DEBRIS SHIELDS



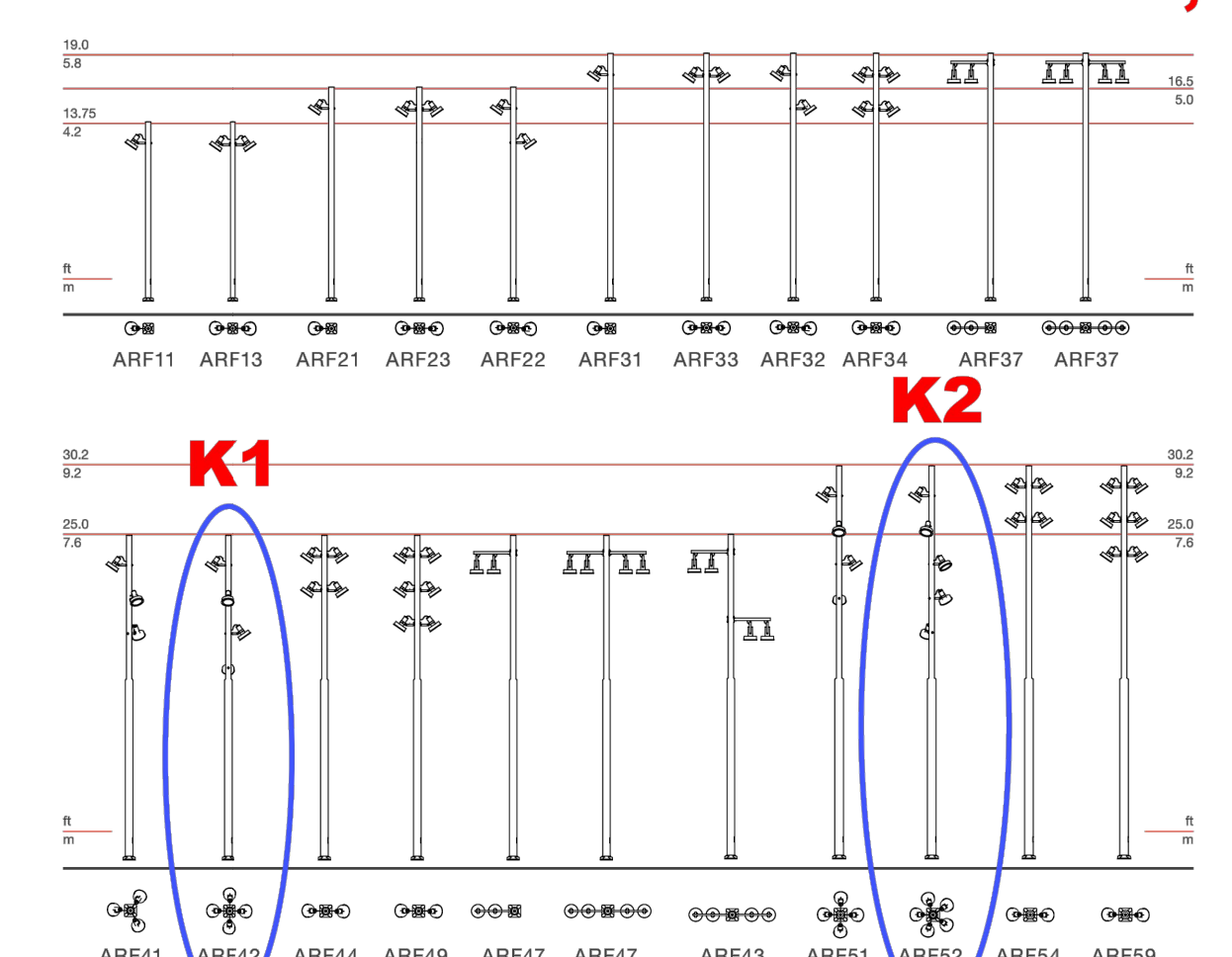
288 KIM LIGHTING

Arne

Product Data Sheet

landscapeforms

TYPE: K1, K2



Mounting Offering and Bracket Weight

- Single Column (2.2 lbs)
- Double Column (4.4 lbs)
- Single Arm (9.9 lbs)
- Double Arm (19.8 lbs)
- Catenary (1.8 lbs)
- Wall (3.7 lbs)

© 2019 Landscape Forms, Inc. | 800.521.2546 | F 269.381.3455 | 7800 E. Michigan Ave., Kalamazoo, MI 49008

Arne

Product Data Sheet

landscapeforms

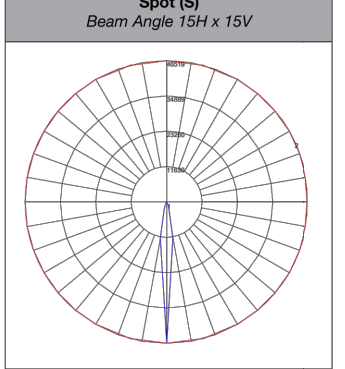
TYPE: K1, K2

Performance Data for Flood Distributions (cont.)

Model	Lamp Power	System Power	LED Quantity	CCT	Drive Current	Lumens	Efficacy
ANP18A1xx	18	22			350	2287	104
ANP18B1xx	26	32	3000K 80 CRI		500	3223	101
ANP18C1xx	36	42	3000K 80 CRI		700	4174	99
ANP18A2xx	18	22		4000K 70 CRI	350	2699	123
ANP18B2xx	26	32		4000K 70 CRI	500	3803	119
ANP18C2xx	36	42		4000K 70 CRI	700	4924	117
ANP36A1xx	36	40			350	4331	108
ANP36B1xx	51	59	3000K 80 CRI		500	6007	102
ANP36C1xx	72	85	3000K 80 CRI		700	7778	92
ANP36A2xx	36	40		4000K 70 CRI	350	5110	128
ANP36B2xx	51	59		4000K 70 CRI	500	7087	120
ANP36C2xx	72	85		4000K 70 CRI	700	9177	108

Apply 0.925 multiplier for opal / diffused lens option.



Spot (θ)
Beam Angle 15A x 15V



© 2019 Landscape Forms, Inc. | 800.521.2546 | F 269.381.3455 | 7800 E. Michigan Ave., Kalamazoo, MI 49008


PROJECT
NO. 18-2047-01
SCOTTSDALE
ENTRADA
Mcdowell Rd. & 64th St.
Scottsdale, Arizona

CLIENT
Bridge Banyan
Qualified Opportunity
Zone Business I, LLC.
2411 3rd St, Unit E
Santa Monica, CA 90405



TODD & ASSOCIATES, INC.
Critical Thinking • Creative Design
Architecture Planning
Landscape Architecture
4019 North 44th Street
Phoenix, AZ 85018
602-952-8280p 602-952-8995f
www.toddassoc.com
Copyright 2019 Todd & Associates, Inc.

DATE
9.27.19



DESIGN REVIEW
DRB SUBMITTAL


ELECTRICAL SITE
LIGHTING CUT SHEETS

E1.6

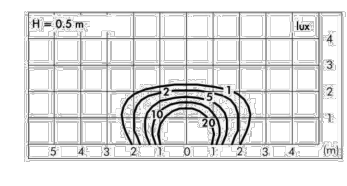
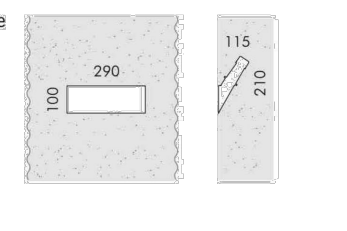
Ghost for cast concrete

SIMES
TYPE: L


Ghost Horizontal



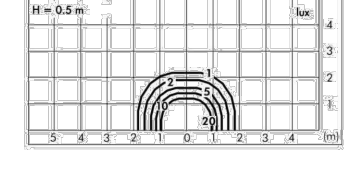
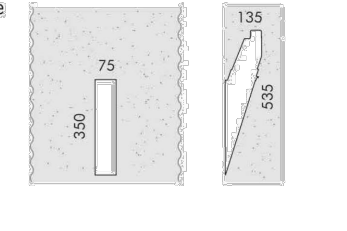
C.8022W
2 housings in polypropylene with locking system
Lighting element with MID-POWER LEDs
3000K CRI80 880lm
Rated luminous flux 490lm
Rated input power flux 10W
220V-230V AC 50/60Hz Phase-cut dimmable

Ghost Vertical



C.8024W
2 housings in polypropylene with locking system
Lighting element with 1 COB LED
3000K CRI80 800lm
Rated luminous flux 612lm
Rated input power flux 7.6W
220V-240V AC 50/60Hz / DC Not Dimmable

This luminarie is manufactured on site during the concrete casting of the wall with hand cutted procedures; therefore, small imperfections caused by the low accuracy of the casting, subsidence of the concrete surface, actual and future cracks, colour ripples and variations over time, will be deliberately present and they are a feature of the concrete, proving the hand-made manufacturing procedure.


For the latest technical information and luminarie updates with LED technology please refer to www.simes.it

SIMES | 15

Lightvault 8

LTV81-RGBW FF / SS / HS / RG **TYPE: N**

IN-GRADE



FEATURES

- Bluetooth connectivity for remote control aiming, dimming, color changing
- DMX connectivity for remote control aiming, dimming, color changing
- Free Mobile App for Android and iOS
- IP68 sealed light engine

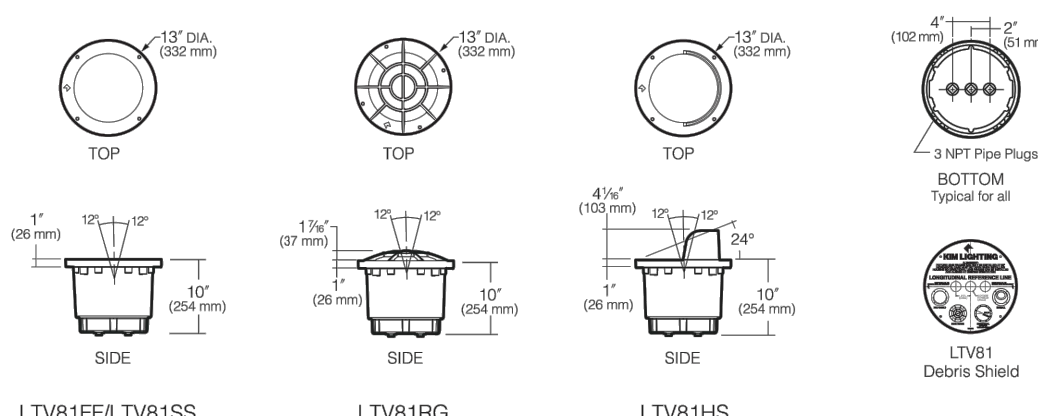
ORDERING INFORMATION (Example)

LTV81 SS SP 24LRGBWUV SR SR/RCAB1

FIXTURE	STYLE	DISTRIBUTION	ELECTRICAL MODULE	LENS OPTIONS ¹
LTV81 13" Dia.	FF Flat Frame SS Stainless Steel HS Half Shield RG Rock Guard	SP Spot NF Narrow Flood	24L 24 LEDs 12L 12 LEDs for LTV81B	SR Slip-Resistant Lens RCAB1 Rebar Cage Anchor For LTV81

¹ All lens options are integral parts of component module and must be installed at factory.

Pour Box rough-in housing ships separately and as a quick-ship if requested.



KIM LIGHTING

KG: Well Light

TYPE: P

ORDERING INFORMATION

FACTORY INSTALLED OPTIONS: Order 1 + 2 (optional) + 3 + 4

Step	Description	Code
1	FIXTURE	KG
2	OPTIONAL ZD ZD (Refer to the Luxor page in the Lighting Control section)	
3	LAMP	3LED, 6LED, 9LED (50,000 avg. life hours)
4	FINISH	AB*, AT*, NP*, BS, WG, FW, AL, BZ, DG, WI, VF, SB, FB

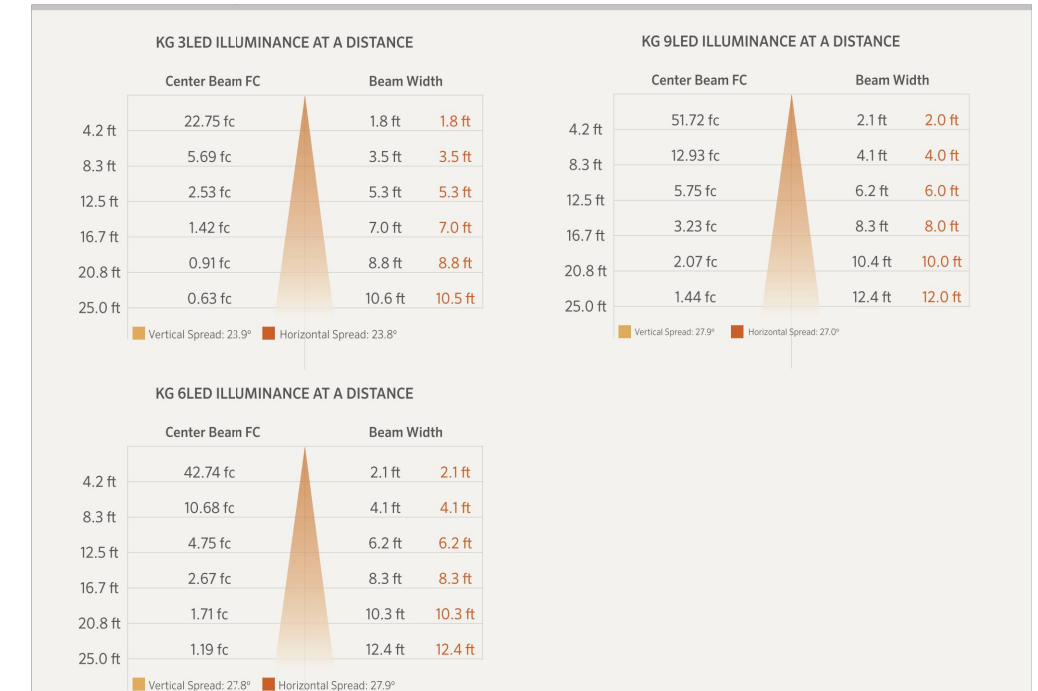
EXAMPLE: KG-ZD-3LED-SB = KG-ZD Option - 3LED Board - Sedona Brown Finish

FIELD INSTALLED OPTIONS: Order Individually

Beam Angle Lenses

LENS OPTIONS	3LED	6/9LED
Diffuser 18" (pre-assembled)	771300	771600
Flood Lens 30-32" (notch)	3LEDFLLENS	9LEDFLLENS
Wide Flood Lens 56-58" (2 notches)	3LEDWFLLENS	9LEDWFLLENS

PHOTOMETRICS:



The KG includes your choice of LED board, and finish.

All KG well lights come standard with amber, green, blue and frosted filters

* May require longer lead time

UL LISTED 3Y18

FXLuminaire

Model: WL-LED200

LEDme® Step Light


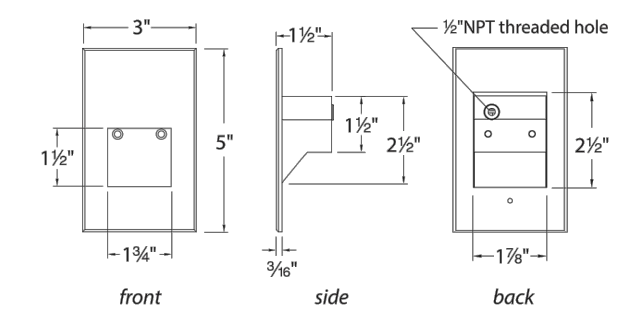
TYPE: R
WAC LIGHTING
Responsible Lighting®

Fixture Type:

Catalog Number:

Project:

Location:

PRODUCT DESCRIPTION

Vertical rectangle LEDme® Step Light. Designed for safety and style on stairways, patios, decks, balcony areas, walkways and building perimeters. Features an architectural design. Energy efficient for long-lasting indoor and outdoor lighting solutions. Creates an attractive, romantic impression at night.

FEATURES

- 316 marine grade cast stainless steel (SS) available
- Direct wiring, no driver needed
- Title 24 JAS - 2016 Compliant (120V only)
- Low profile, flush to wall aesthetics with no visible hardware
- 54,000 hour rated life
- Balanced lighting, free of shadows with minimum glare
- Up to 200 fixtures can be connected in parallel
- 5 year WAC Lighting product warranty

SPECIFICATIONS

Construction: Die-cast aluminum or 316 marine grade cast stainless steel

Power: Direct wiring, no remote driver needed. Input voltage: 120V or 277V AC, 50/60Hz






Light Source: 3000K CCT Samsung HV-AC High Power LED, CRI: 85 Optional color lenses. Total power consumption of 3.5W

Mounting: Fits into 2" x 4" J-Box with minimum inside dimensions of 3"L x 2"W x 2"H includes bracket for J-Box mount.

Dimming: Dim to 10% with electronic low voltage (ELV) dimmer Approved dimmers: Lutron Nova 3 NTELV-300 & NTELV-600, Lutron Vireti VTELV-600, Lutron Diva DVELV-300P, Lutron Skylark SELV-300P, Lutron Maestro MAELV-600

Standards: IP66, UL & cUL Listed for wet locations, Title 24 Compliant (120V only)

FINISHES

SS	BK	WT	BN	BZ
				

ORDER NUMBER

Model #	Color	Finish
WL-LED200	120V	C White 3000K
WL-LED200F	277V	AM Amber 610nm
		RD Red 640nm
		BL Blue 450nm

*Brushed Nickel Finish is for interior use only

Example: WL-LED200F-AM-BZ

wacighting.com
Phone (800) 526-2588
Fax (800) 526-2585

Headquarters/Eastern Distribution Center
44 Harbor Park Drive
Port Washington, NY 11050



Central Distribution Center
1600 Distribution Ct.
Lithia Springs, GA 30122

Western Distribution Center
1750 Archibald Avenue
Ontario, CA 91760

WAC Lighting retains the right to modify the design of our products at any time as part of the company's continuous improvement program. OCT 2018

PROJECT
NO. 18-2047-01
SCOTTSDALE
ENTRADA
Mcdowell Rd. & 64th St.
Scottsdale, Arizona


CLIENT
Bridge Banyan
Qualified Opportunity
Zone Business I, LLC.
2411 3rd St, Unit E
Santa Monica, CA 90405



For color logo change layer A-TL8-LOGO color to true Color \$1,153.51

TODD & ASSOCIATES, INC.
Critical Thinking • Creative Design
Architecture Planning
Landscape Architecture
4019 North 44th Street
Phoenix, AZ 85018
602-952-8280p 602-952-8995f
www.toddassoc.com
Copyright 2019 Todd & Associates, Inc.

DATE
9.27.19



DESIGN REVIEW
DRB SUBMITTAL

ELECTRICAL SITE
LIGHTING CUT SHEETS

E1.7