LIGHT DISTRIBUTION

DISTRIBUTION	OUTPUT
Direct Symmetric	LH: High output - 9.8 W/ft LS: Standard output - 4.9 W/ft C: Custom tuned output - Contact Design Assist

PHOTOMETRIC DATA

DIRECT SYMMETRIC
LH - 4FT - 3500K - HE TECH

Lumens: 1075 lm/ft
Input watts: 9.8 W/ft
Efficacy: 109 lm/W

LH: ———
LS: — — —

DIRECT SYMMETRIC
LH - 4FT - 3500K - DROP LENS

Lumens: 843 lm/ft
Input watts: 9.8 W/ft
Efficacy: 86 lm/W

LH: ———
LS: — — —

DIRECT SYMMETRIC
LH - 4FT - 3500K - BLADE LOUVERS

Lumens: 982 lm/ft
Input watts: 9.8 W/ft
Efficacy: 100 lm/W

LH: ———
LS: — — —

SAMPLE INSTALLATION - WORKSPACE

LH DOWN - 3500K

Room dimensions: 30'L x 20'W x 12'H
Reflectance: 80% / 50% / 20%
Mounting height: 9 ft A.F.F.
Fixture length: 4 ft
Calculation grid: 2 ft x 2 ft
Calculation plane (horizontal): 2.5 ft A.F.F.
Average Illuminance: 36 fc
Fixture spacing: 10 ft x 10 ft
Uniformity: 1.9:1 (avg/min)

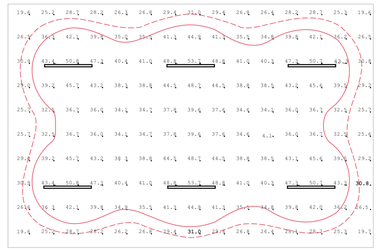

TOP VIEW
50 fc: ———
25 fc: — — —



ACL3ST

Direct - Suspended - Surface - Wall

ACL3ST combines clean lines with high performance direct distribution, for a functional and aesthetically pleasing slim profile.

Replacement of ACCOLED - ACL3

- Unique patterns with fully lit corners and intersections possible with Design Assist.
- Individual units and continuous runs in exact lengths.
- Adjustable mounting options for ease of installation.
- Custom color options.
- Quickship nominal options.
- ADA compliant mounting options.

PERFORMANCE

OUTPUT	OPTICS	NOMINAL		
		LM OUTPUT	INPUT WATTS	EFFICACY
LH (high)	HE Tech™	**1075 lm/ft**	**10 W/ft**	**109 lm/W**
	1" Drop Lens	**861 lm/ft**	**9.8 W/ft**	**88 lm/W**
LS (standard)	HE Tech™	**572 lm/ft**	**4.9 W/ft**	**117 lm/W**
	1" Drop Lens	**453 lm/ft**	**4.9 W/ft**	**95 lm/W**

Based on static white 3SK HE tech lenses. For complete photometric data see IES files on our website.

DIMENSIONS

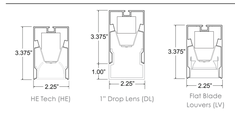

DOWNLIGHT LENS OPTIONS

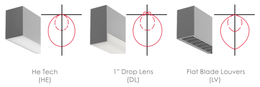

MOUNTING OPTIONS

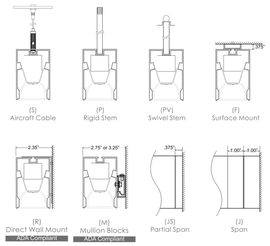

MULTIPLE INTERSECTIONS AND CORNERS OPTIONS

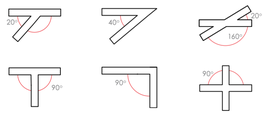

LIGHT LOSS FACTORS (LLF)

OUTPUT	CCT	CRI 80+				CRI 90+			
		%	OPTICS			%	OPTICS		
			HE Tech™	Drop Lens	Flat Blade Louver		HE Tech™	Drop Lens	Flat Blade Louver
LH (high)	**4000k**	100%	**1098 lm/ft**	**861 lm/ft**	**1003 lm/ft**	88.3%	**970 lm/ft**	**760 lm/ft**	**886 lm/ft**
	3500k	97.9%	**1075 lm/ft**	**843 lm/ft**	**982 lm/ft**	85.4%	**938 lm/ft**	**735 lm/ft**	**857 lm/ft**
	3000k	94.2%	**1034 lm/ft**	**811 lm/ft**	**945 lm/ft**	80.7%	**886 lm/ft**	**695 lm/ft**	**809 lm/ft**
	2700k	90.6%	**995 lm/ft**	**780 lm/ft**	**909 lm/ft**	76.5%	**840 lm/ft**	**659 lm/ft**	**767 lm/ft**
LS (standard)	**4000k**	100%	**584 lm/ft**	**453 lm/ft**	**528 lm/ft**	88.3%	**516 lm/ft**	**400 lm/ft**	**466 lm/ft**
	3500k	97.9%	**572 lm/ft**	**443 lm/ft**	**517 lm/ft**	85.4%	**499 lm/ft**	**387 lm/ft**	**451 lm/ft**
	3000k	94.2%	**550 lm/ft**	**427 lm/ft**	**497 lm/ft**	80.7%	**471 lm/ft**	**366 lm/ft**	**426 lm/ft**
	2700k	90.6%	**529 lm/ft**	**410 lm/ft**	**478 lm/ft**	76.5%	**447 lm/ft**	**347 lm/ft**	**404 lm/ft**

For standard output (LS) -50%.

TUNNABLE WHITE | LIGHT LOSS FACTORS (LLF)

OUTPUT	CCT	CRI 80+			
		%	OPTICS		
			HE Tech™	Drop Lens	Flat Blade Louver
LH (High)	**5000k**	100%	**890 lm/ft**	**727 lm/ft**	**847 lm/ft**
	2700k	93.6%	**833 lm/ft**	**667 lm/ft**	**776 lm/ft**
LS (Standard)	**5000k**	100%	**469 lm/ft**	**351 lm/ft**	**446 lm/ft**
	2700k	93.6%	**439 lm/ft**	**383 lm/ft**	**409 lm/ft**

For standard output (LS) -50%. Values are applicable for Tunable White and Dim-to-warm only.

PERFORMANCE AT 3500K

OUTPUT	OPTICS	NOMINAL		
		LUMEN OUPUT	INPUT WATTS	EFFICACY
LH (high)	HE Tech™	**1075 lm/ft**	**9.8 W/ft**	**109 lm/W**
	1" Drop Lens	**843 lm/ft**	**9.8 W/ft**	**86 lm/W**
	Flat Blade Louver*	**982 lm/ft**	**9.8 W/ft**	**100 lm/W**
LS (standard)	HE Tech™	**572 lm/ft**	**4.9 W/ft**	**117 lm/W**
	1" Drop Lens	**443 lm/ft**	**4.9 W/ft**	**90 lm/W**
	Flat Blade Louver*	**517 lm/ft**	**4.9 W/ft**	**106 lm/W**

*Custom tuned output available from 25% to 100% of standard output. Please contact Design Assist for custom output and wattage. *Flat Blade Louver calculated using the aluminum finish.

PROJECT INFORMATION

Project Info | Date
Type | Quantity

Need help? Don't see what you need?

Please reach out to our factory for any specific request or questions you have. Our talented Design Assist team at: designassist@alights.com

ACL3ST

ACL3ST						
SERIES	**LENGTH OR PATTERN TYPE**	**NOMINAL LM / FT.**	**LED CCT**	**VOLTAGE**	**DIRECT OPTICS**	**MOUNTING**
ACL3ST	**_** Nominal Length* **M_** Exact Length** **PL_** "L" Shape*** **PU_** "U" Shape*** **PR_** Rectangle / Square*** **CP** Custom Pattern**** *Specify in feet to the nearest foot (i.e. 12) **Specify in inches to the nearest 1/8 (i.e. 180.125) ***Specify in inches to the nearest 1/8 (See Pattern Guide (# 6) for configurations) ****Contact Design Assist	**LH** High Output **LS** Standard Output **C_** Custom Output* *Available from 25% to 125% of LED High Output.	**27** 2700K **30** 3000K **35** 3500K **40** 4000K **TW** Tunable White (27K to 50K)* **DW** Dim-to-warm**	**U** 120V-277V **3** 347V	**HE** HE Tech™ **DL** 1" Drop Lens* **LV** Flat Blade Louvers** **PPW** Polycarbonate Flush WISP™ * Not available in Wet Location. **Aluminum Standard. Not available in Wet Location.	**S** Aircraft Cable* **P_** Rigid Stem** **PV_** Swivel Stem** **R** Direct Wall Mount **M_** Mullion Blocks*** **F** Surface Mount**** **JS** Partial Span **J** Full Span *Standard 48" field adjustable cable, specify length to nearest inch over 48". Black power cord provided for black and titanium finish and white power cord provided for all other fixture finishes. Contact Design Assist. **Indicate stem length to nearest inch, ± 00" (0" - 60") ***Stem 1 to 1' depth, stem 6 to 12" depth. ****Available for ceiling and wall surface mounting.

FINISH	DIMMING	EMERGENCY	SENSORS	OPTIONS
T Titanium **W** White **B** Black **O_** Other* *Specify RAL#	**D** Standard 0-10V dimming* **D1** HiLume Ecosystems 1% (LDE1) **D2** ELV 3% dimming* **D3** DMX 0.1% dim-to-dark (EldoLED) **D4** DALI dim-to-off (EldoLED) **NAIR** nLight ®AIR (dim-to-off) **NWIR** nLight ®Wired (dim-to-off) **DO** Dimming - Other*** * 1% Dimming standard unless otherwise specified. **Reference Lutron LEA4 driver for compatible dimmers. Contact Lutron for other dimming driver is needed. Contact Design Assist.	**EC** Emergency - circuited* **E_** Emergency - battery** *Not available on fixtures < 4' length. Smallest fixture is 2 ft. If only one fixture is on the circuit, the second fixture will be emergency. **Factory-installed emergency battery pack. Specify desired quantity of batteries. Not available on fixtures < 4' length. Not available in Wet Location. Technical data for more information.	**OC** Occupancy Sensor - Ceiling **PC** Photocell / Daylight Sensor - Ceiling **OF** Occupancy Sensor - Fixture **FF** Photocell / Daylight Sensor - Fixture **OFC** Occupancy / Daylight Sensor - Ceiling **OFF** Occupancy / Daylight Sensor - Fixture *Sensor will be matched to dimming input.	**M** Multi-Circuit* **R** Right End cap Feed **L** Left End cap Feed **N** New York City Code **K** Natatorium Application** **Q** Wet Location*** **CRI** 90+**** **MRI** MRI *Submit multi-circuiting requirements. **Not available with aircraft cable. See guide and contact Design Assist. Not compatible with Drop Lens, Flat Blade Louvers. ***Not available with aircraft cable. Wet location suitable in a dry or damp location. Not recommended for wet or damp locations (or any wet location). Not suitable for extreme weather applications. Refer to Wet Location brochure and contact Design Assist for more information. Not compatible with Drop Lens, Flat Blade Louvers options. ****Not offered with (TW) Tunable white or (DW) Dim-to-warm.

THE KIMSEY

7120 E INDIAN SCHOOL RD,
SCOTTSDALE, AZ 85251

- CASE PRE-APP NUMBER -
63-PA-2020

Gensler

2575 E Camelback Road
Suite 175
Phoenix, AZ 85016
United States

Tel 602.523.4900
Fax 602.523.4949

SYDNOR

4806 N 78TH Place
Scottsdale, AZ 85251
United States

Tel 480.206.4593

△ Date	Description
06/18/21	Development Review Board

Seal / Signature

NOT FOR CONSTRUCTION

Project Name

3RD AVENUE + INDIAN SCHOOL ROAD - SCOTTSDALE, AZ

Project Number

057.6850.000

Description

LIGHTING CUT SHEETS

Scale

12" = 1'-0"

52.1

© 2015 Gensler

6/16/2021 4:04:22 PM BIM 360://057.6850.000 - FEG - Indian School + 3rd Avenue\ 57.6850.000_The Kimsey_DRB_R20.rvt