



[N] WROUGHT IRON FENCE,  
PAINTED SW7069 IRON ORE

[E] MASONRY WALL



1 2'-6" WROUGHT IRON FENCE ABOVE EXISTING MASONRY WALL (TOTALY 6' WALL)  
scale 1/2" = 1'-0"


[N] WROUGHT IRON FENCE,  
PAINTED SW7069 IRON ORE



2 6' WROUGHT IRON GATE  
scale 1/2" = 1'-0"

[N] WROUGHT IRON SWING GATE,  
PAINTED SW7069 IRON ORE

[N] MASONRY BLOCK WALL,  
PAINTED TO MATCH BUILDING  
SW6252 ICE CUBE



3 6' MASONRY WALL  
scale 1/2" = 1'-0"

1395 NORTH HAYDEN ROAD

1395 N Hayden Rd, Scottsdale, AZ  
85257

Registration:

Project No:	1395
Date:	02/01/22
Drawn By:	JammonStudios
Reviewed By:	Checker
No:	Revision
	Date

Sheet Title:

SITE DETAILS

Sheet No:

A-006

100% THE INFORMATION AND DESIGN ARE THE PROPERTY OF JAMMON STUDIOS. NO PART OF THIS DOCUMENT MAY BE REPRODUCED OR TRANSMITTED IN ANY FORM OR BY ANY MEANS, ELECTRONIC OR MECHANICAL, WITHOUT PERMISSION IN WRITING FROM JAMMON STUDIOS.