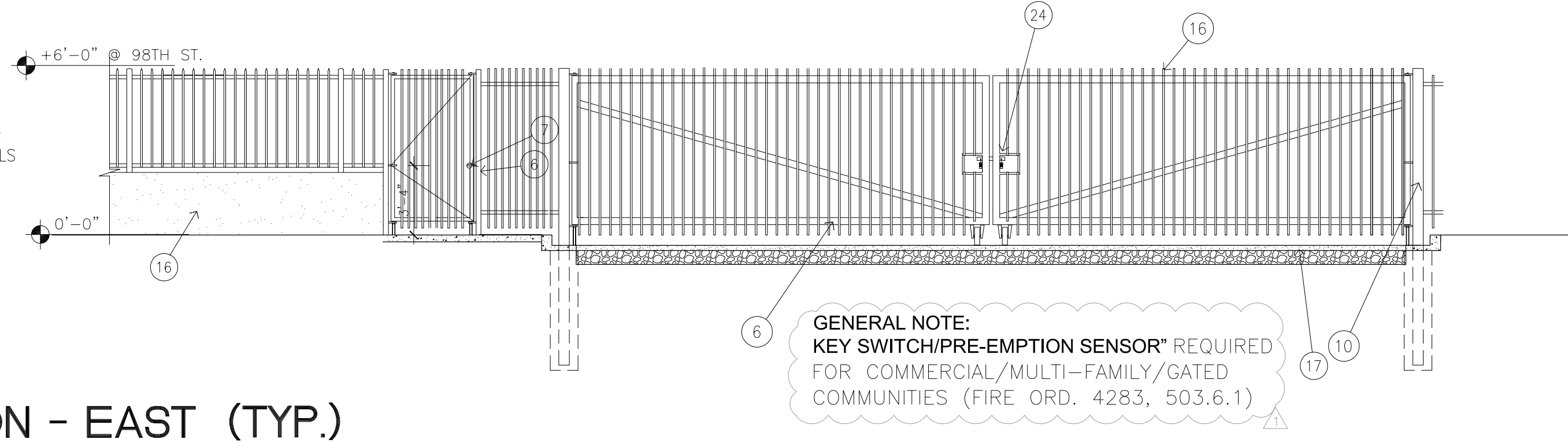


Plot Date: 10-06-22 03:24pm Drawing scale: 1"=11'
Drawing file: C:\22-043-02 Notre Dame Prep Fence\22.043_Arch\22-043_A004
User: David P-20-22 06:14pm

1. 5" SQUARE X 14" THK. CONCRETE FOOTING W/6 - #5 BOTTOM BARS EACH WAY. TOP OF FOOTING 2'-0" BELOW FINISHED GRADE.
2. NOT USED
3. NOT USED
4. NOT USED
5. NOT USED
6. ORNAMENTAL STEEL GATE OF TUBE STEEL FRAME AND STEEL PICKETS. PAINTED FINISH. PROVIDE RUBBER WHEEL AT EACH DRIVEWAY GATE AS SHOWN WITH EXTRA HEAVY DUTY HARDWARE.
7. CYLINDER LOCKSET WITH KEYED ACCESS AT BOTH SIDES OF GATE.
8. NOT USED
9. NOT USED
10. 6" X 6" X 1/4" STEEL TUBE WITH 13 GA. END CAP. FILL TUBE WITH CONCRETE. PAINTED FINISH.
11. NOT USED
12. FOOTINGS TO BEAR ON NATIVE UNDISTURBED SOIL. BOTTOM OF FOOTING TO BE INSPECTED BY GEO TECHNICAL ENGINEER PRIOR TO PLACING.
13. NOT USED
14. NOT USED
15. CONCRETE CURB AND GUTTER.
16. (NEW) ORNAMENTAL STEEL ON EXISTING (E) PAINTED CMU SCREEN WALL.
17. ASPHALT PAVING OVER ABC.
18. NOT USED
19. 16" DIAMETER X 6'-0" DEEP CONCRETE FOOTING TO BE POURED MONOLITHICALLY WITH MASONRY COLUMN FOOTING
21. NOT USED
22. NOT USED
23. NOT USED
24. "KNOX" #3751 PADLOCK LOCKING SYSTEM AND OWNERS PADLOCK FOR DUAL ACCESS BY OWNER AND PHOENIX FIRE DEPARTMENT. SEE DETAILS ON SHEET A151.



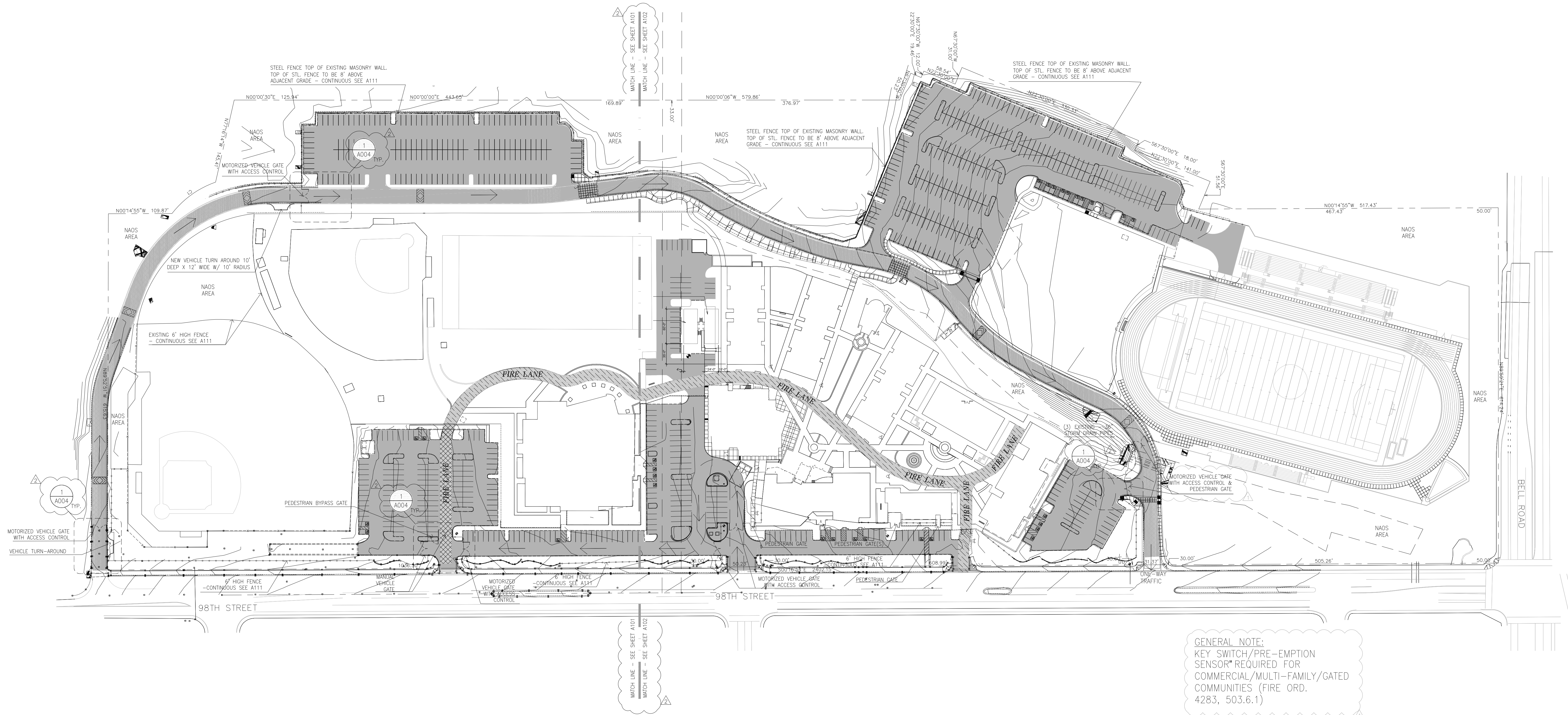
NOTE:
1. ALL EXPOSED ORNAMENTAL STEEL TO HAVE A PAINTED FINISH TO MATCH EXISTING BROWN COLOR.



GENERAL NOTE:
KEY SWITCH/PRE-EMPTION SENSOR* REQUIRED FOR COMMERCIAL/MULTI-FAMILY/GATED COMMUNITIES (FIRE ORD. 4283, 503.6.1)

1 GATE ELEVATION - EAST (TYP.)

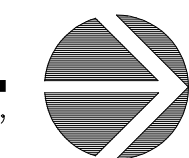
SCALE: 3/16"=1'-0"



GENERAL NOTE:
KEY SWITCH/PRE-EMPTION SENSOR* REQUIRED FOR COMMERCIAL/MULTI-FAMILY/GATED COMMUNITIES (FIRE ORD. 4283, 503.6.1)

OVERALL SITE PLAN

SCALE: 1" = 80'-0"



0 25' 50' 100' 200'



FENCE IMPROVEMENTS
NOTRE DAME PREPARATORY H.S.
ST. CATHERINE OF BOLOGNA PERFORMING ARTS CENTER
9701 BELL RD
SCOTTSDALE, AZ 85260



Job No. 22-043
Drawn
Checked
Date 09/27/22
Revised
DR COMMENTS
08-19-2022
DR COMMENTS
09-26-2022

DESIGN REVIEW

HDA ARCHITECTS, LLC.
459 N. Gilbert Road, Suite C-200, GILBERT, AZ 85234
TEL: (480) 539 8800 FAX: (480) 539 8608



Sheet No.
A004

OVERALL SITE PLAN