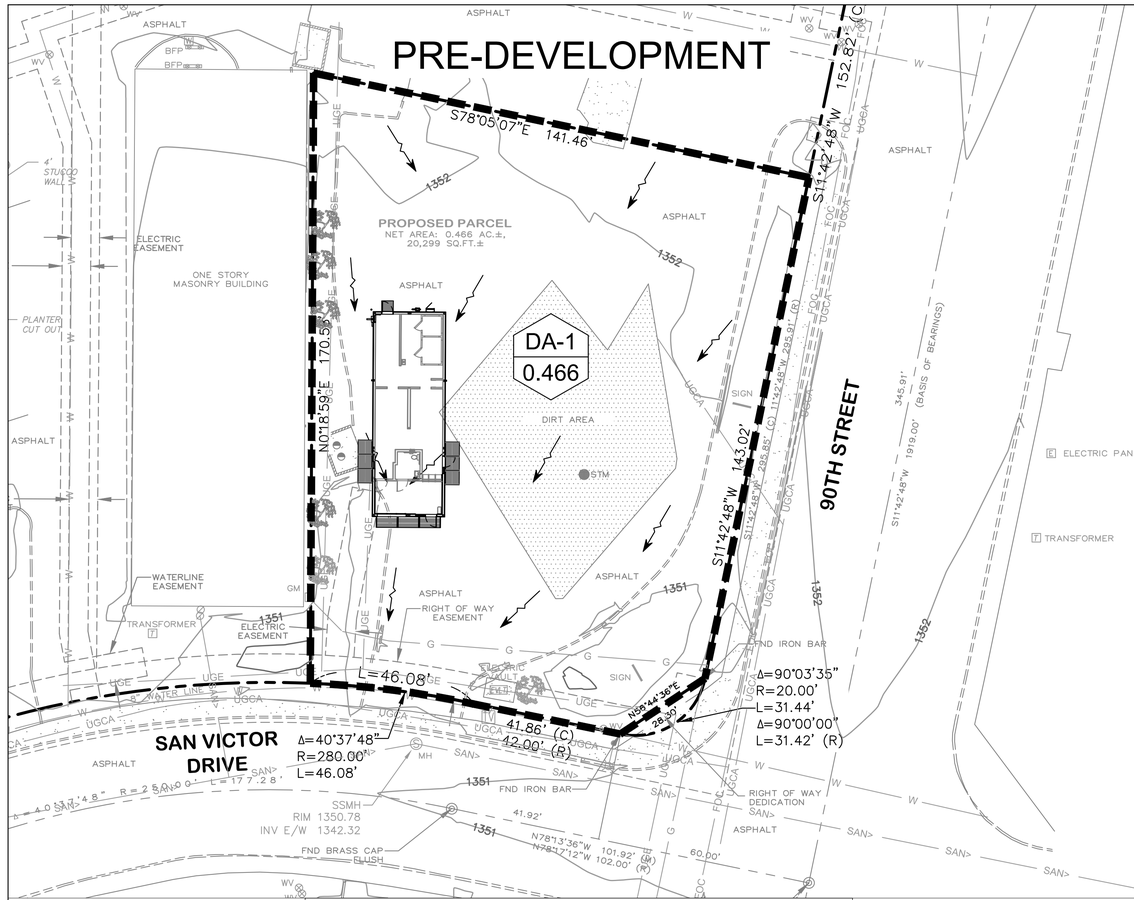

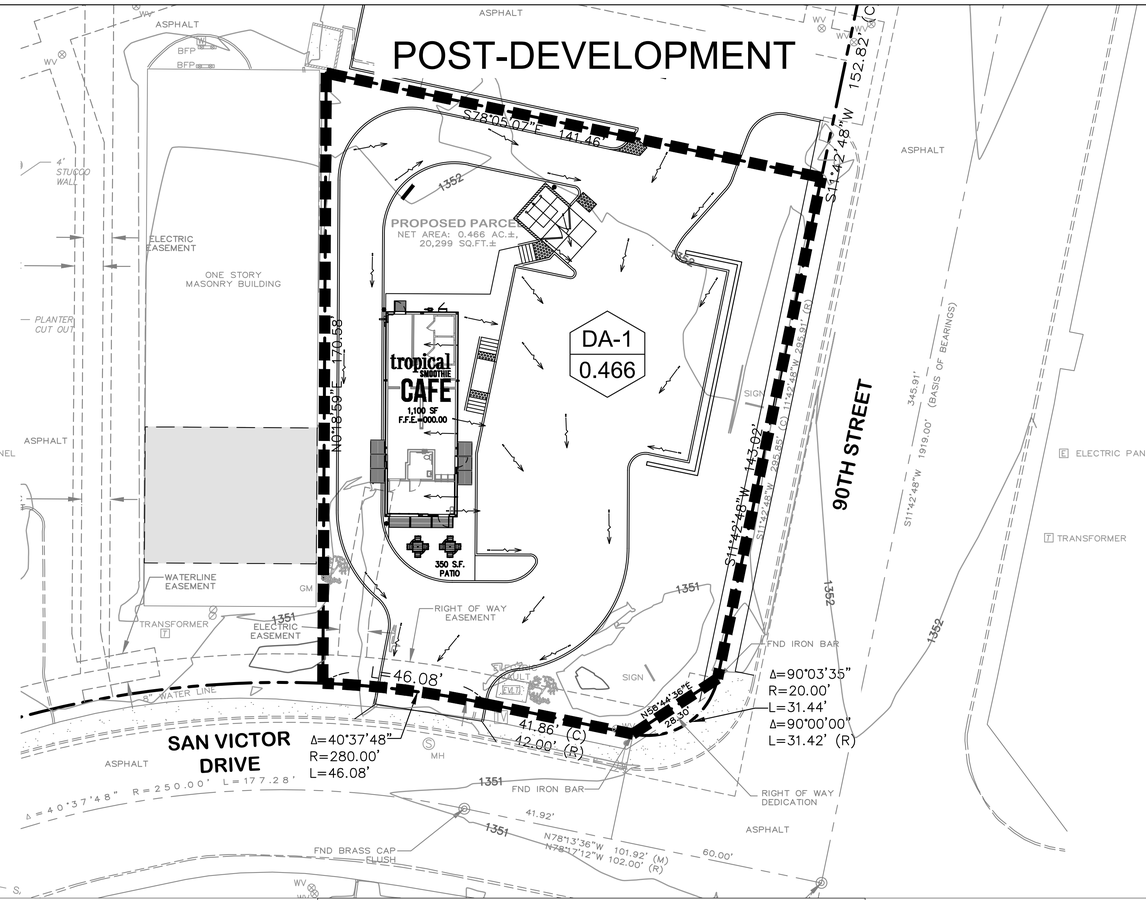

PRE-DEVELOPED:
TOTAL SITE: 20,299 S.F. (0.4666 AC)
PERVIOUS COVER: 5,359 SF
IMPERVIOUS COVER: 14,940 SF

Hydrology Report

Hydraflow Express Extension for Autodesk® AutoCAD® Civil 3D® by Autodesk, Inc. Wednesday, Nov 3 2021

PRE-DEVELOPED CONDITION 100YR

Hydrograph type	= Rational	Peak discharge (cfs)	= 1.662
Storm frequency (yrs)	= 100	Time interval (min)	= 1
Drainage area (ac)	= 0.470	Runoff coeff. (C)	= 0.74
Rainfall Inten (in/hr)	= 4.780	Tc by User (min)	= 15
IDF Curve	= scottsdale.IDF	Rec limb factor	= 1.00

Hydrograph Volume = 1,496 (cuft); 0.034 (acft)

WEIGHTTED "C" VALUE: $\frac{\text{14,940 SF (IMPERVIOUS COVER)}}{\text{20,299 SF (TOTAL SITE AREA)}}$ =0.74

Runoff Hydrograph

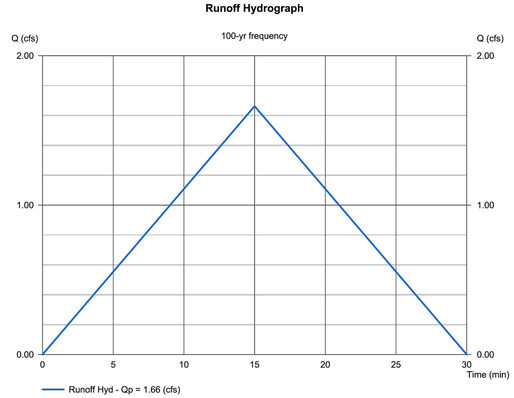

POST-DEVELOPED:
TOTAL SITE: 20,299 S.F. (0.4666 AC)
PERVIOUS COVER: 5,823
IMPERVIOUS COVER: 14,476

Hydrology Report

Hydraflow Express Extension for Autodesk® AutoCAD® Civil 3D® by Autodesk, Inc. Wednesday, Nov 3 2021

POST-DEVELOPED CONDITION 100YR

Hydrograph type	= Rational	Peak discharge (cfs)	= 1.595
Storm frequency (yrs)	= 100	Time interval (min)	= 1
Drainage area (ac)	= 0.470	Runoff coeff. (C)	= 0.71
Rainfall Inten (in/hr)	= 4.780	Tc by User (min)	= 15
IDF Curve	= scottsdale.IDF	Rec limb factor	= 1.00

Hydrograph Volume = 1,435 (cuft); 0.033 (acft)

WEIGHTTED "C" VALUE: $\frac{\text{14,476 SF (IMPERVIOUS COVER)}}{\text{20,299 SF (TOTAL SITE AREA)}}$ =0.71

Runoff Hydrograph

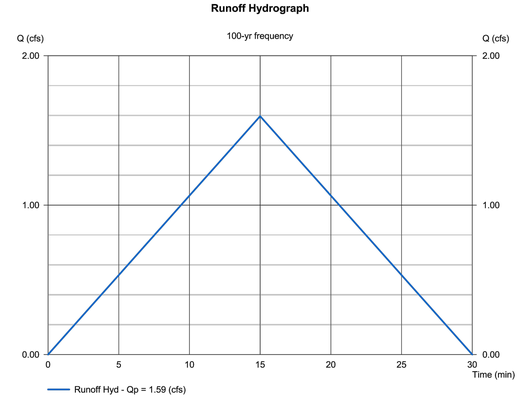

MARK	DESCRIPTION	DATE

DESIGNED BY:
DRAWN BY:
CHECKED BY:
SUBMITTED BY:

243 E. 3rd Street
Long Beach, CA 90802

DATE: 09/01/22

SDC
SITE DESIGN COLLABORATIVE
JOB NO.: 20210817.0

tropical SMOOTHIE CAFE
E. SAN VICTOR DR. & N. 90TH ST.
SCOTTSDALE, AZ 85258

DRAINAGE PLAN

SHEET NO.
C-209