



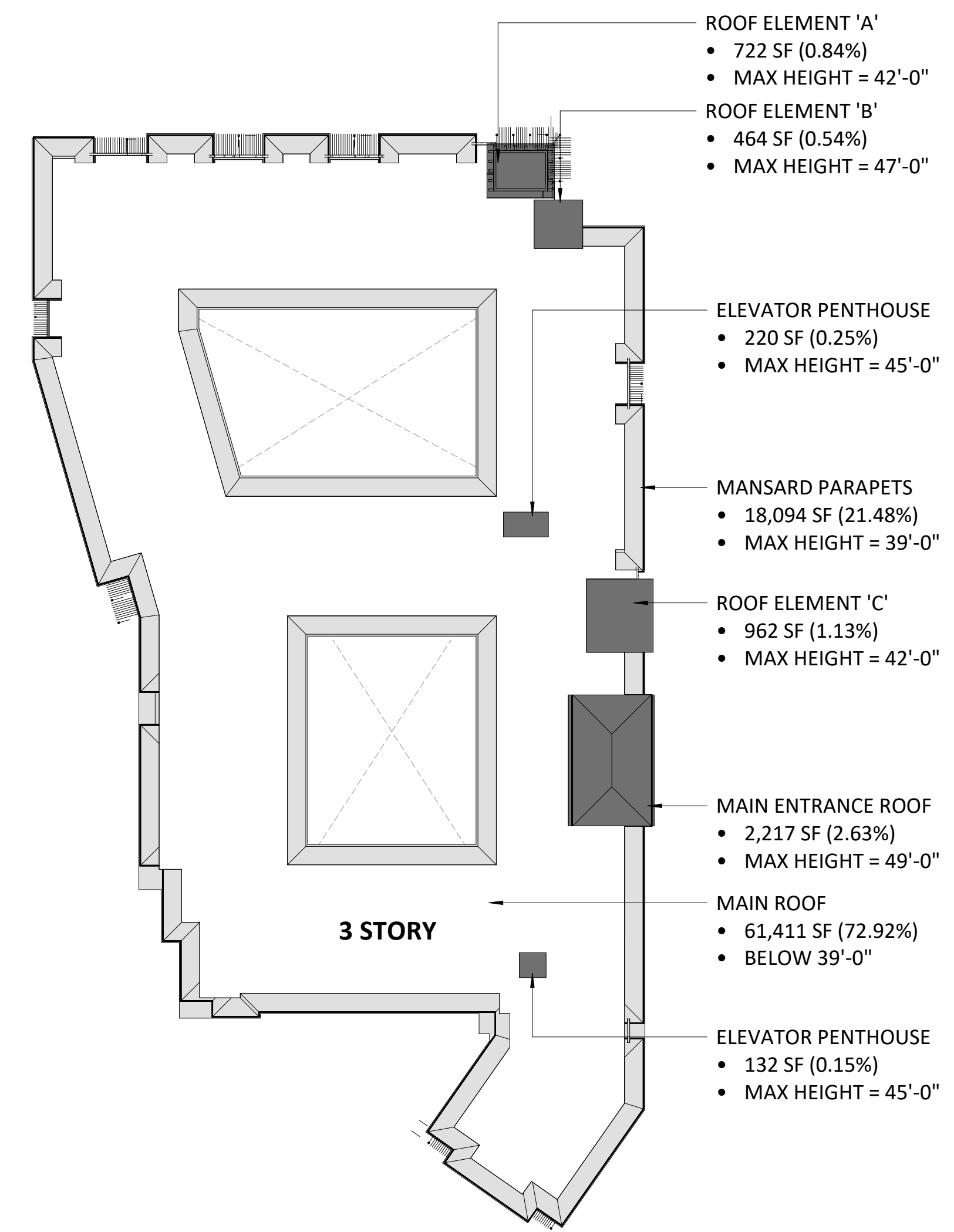
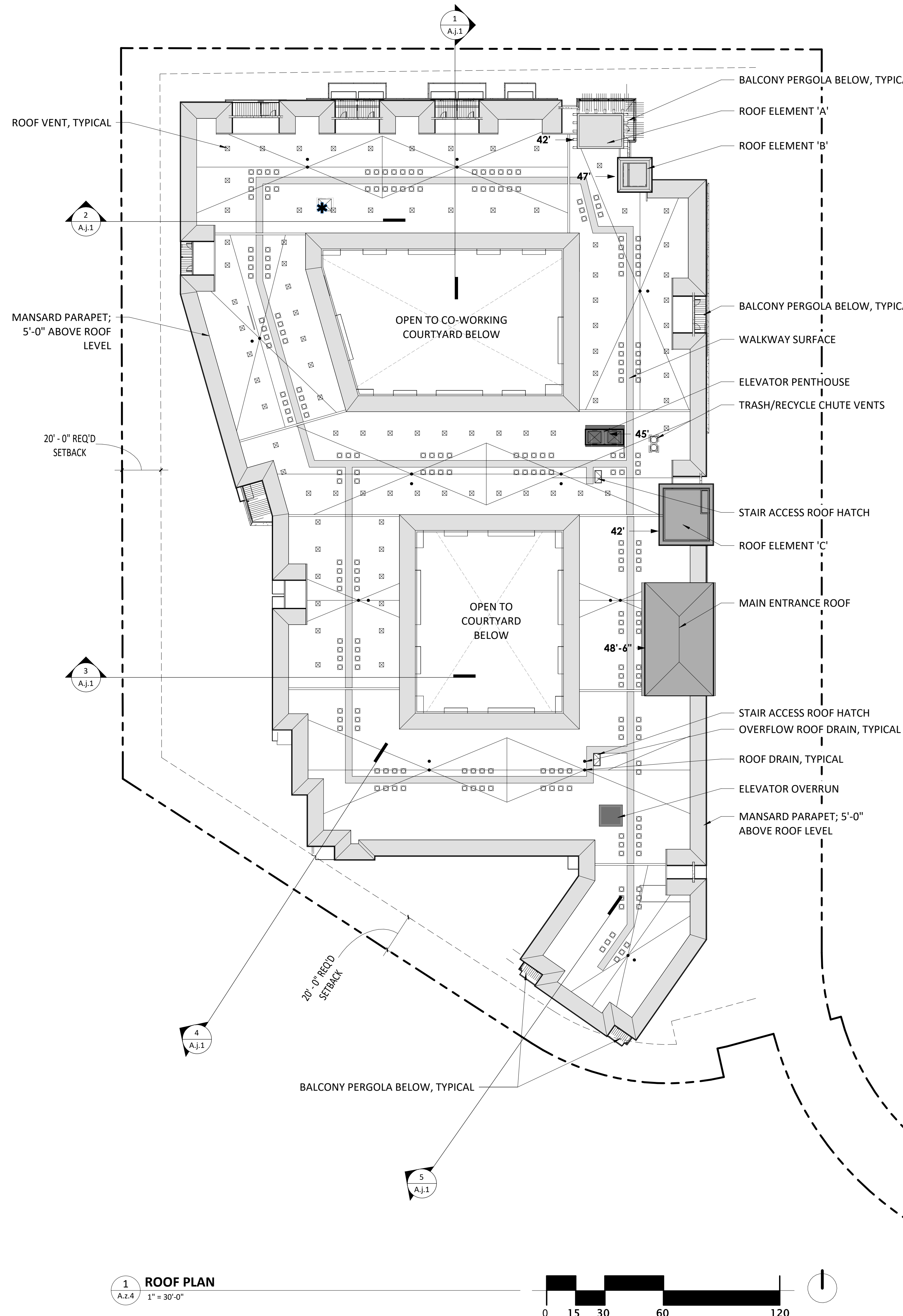
500 Washington Avenue South, Suite 1080
Minneapolis, MN 55415
p 612.339.5508 | f 612.339.5382
www.esgarch.com

I hereby certify that this plan, specification, or report was prepared by me or under my direct supervision and that I am a duly licensed architect under the laws of the State of Arizona

Signature _____

Typed or Printed Name _____

License # _____ Date _____

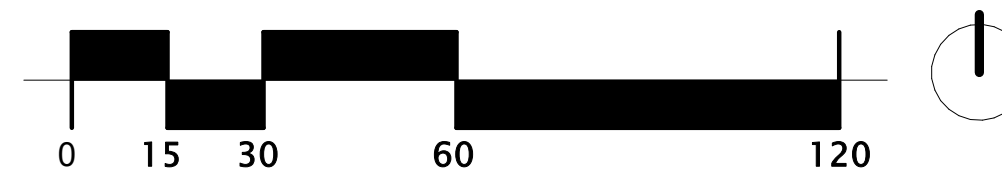


SUMMARY

TOTAL ROOF SF AREA - 3 STORY (MAX HEIGHT 39'-0" AND BELOW 39'-0")		
• MAIN ROOF	61,411 SF	72.92%
• MANSARD PARAPET (MAIN ROOF)	18,094 SF	21.48%
TOTAL	79,505 SF	94.40%
ROOF SF AREA ABOVE 39'-0" AND BELOW 49'-0"		
• MAIN ENTRANCE ROOF	2,217 SF	2.63%
• ROOF ELEMENT 'A'	722 SF	0.84%
• ROOF ELEMENT 'B'	464 SF	0.54%
• ROOF ELEMENT 'C'	962 SF	1.13%
• ELEVATOR PENTHOUSES	352 SF	0.40%
TOTAL	4,717 SF	5.54% = 5.60%
TOTAL AREA OF ROOF:	84,222 SF	
TOTAL AREA OF ROOF ABOVE 39'-0":	4,717 SF (5.60%)	

2
A.z.4 1" = 50'-0"
DIAGRAM OF ROOF ELEMENTS ABOVE 3-STORY BUILDING HEIGHT (SHOWN DARK GREY POCHÉ)

1
A.z.4 1" = 30'-0"
ROOF PLAN



DRB SUBMITTAL
01/31/2023

REVISIONS
No. Description Date

221564
PROJECT NUMBER
ESG ESG
DRAWN BY CHECKED BY

KEY PLAN

Gold Dust Ave &
Scottsdale Rd

ROOF PLAN
A.z.4