

0 1" = 1' 2" 3" VERIFY SHEET SCALE HERE



# ONE SCOTTSDALE MEDICAL - SCOTTSDALE, ARIZONA




**RYAN A+E, INC.**  
3900 E. Camelback Road  
Suite 100  
Phoenix, AZ 85018  
602-322-6100 tel  
602-322-6300 fax

WWW.RYANCOMPANIES.COM

**OWNER**  
**RYAN A+E, INC.**  
3900 E. Camelback Road  
Suite 100  
Phoenix, AZ 85018  
602-322-6100 tel  
602-322-6300 fax

CONSULTANTS



KEY PLAN

**PROJECT INFORMATION**  
**ONE SCOTTSDALE MEDICAL**

20159 N Scottsdale Rd  
Scottsdale, AZ 85255

I hereby certify that this plan, specification, or report was prepared by me or under my direct supervision and that I am a duly Registered Architect under the laws of the State of Arizona

Name \_\_\_\_\_

REGISTRATION NO. \_\_\_\_\_ DATE \_\_\_\_\_  
Number \_\_\_\_\_ Date \_\_\_\_\_

© 2022 RYAN A+E, INC.

DRAWN BY \_\_\_\_\_ CHECKED BY \_\_\_\_\_  
Author \_\_\_\_\_ Checker \_\_\_\_\_  
JOB NO. \_\_\_\_\_ DATE \_\_\_\_\_  
701-368 \_\_\_\_\_ 2023.02.03

ISSUE RECORD

| ISSUE # | DATE       | DESCRIPTION                   |
|---------|------------|-------------------------------|
| 2       | 2023.04.24 | BULLETIN #2 - PERMIT COMMENTS |

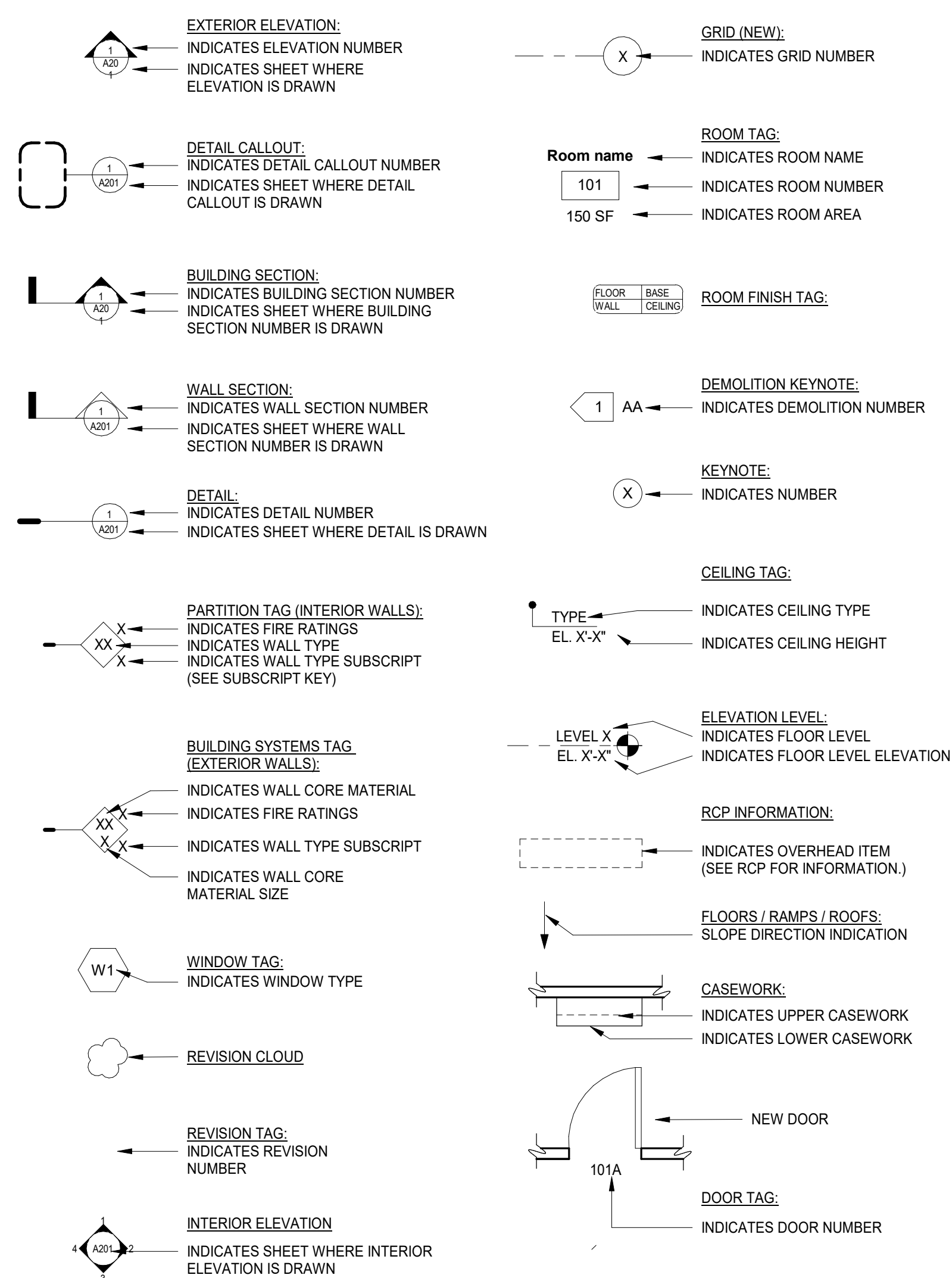


**CD SET**  
2023.02.06

**COVER SHEET**

**G100**

## PLAN SYMBOLS



## PROJECT TEAM

**ARCHITECT OF RECORD**  
RYAN COMPANIES, INC.  
3900 E. CAMELBACK ROAD, SUITE 100  
PHOENIX, AZ 85018  
PHONE: (602) 322-6137  
SCOTT GARVIN  
SCOTT.GARVIN@RYANCOMPANIES.COM

**CIVIL ENGINEER**  
PREFLING ENGINEERING  
4435 E CHANDLER BLVD  
SUITE 200  
PHOENIX, AZ 85048  
PHONE: (480) 825-9795  
MICHAEL PREFLING  
MIKE@PREFLINGENG.COM

**LANDSCAPE ARCHITECT**  
LASKIN & ASSOCIATE, INC.  
67 S. EAST WELDON AVE  
SUITE 200  
PHOENIX, AZ 85012  
PHONE: (602) 840-7771  
HARDY A. LASKIN  
HARDY@LASKINDSIGN.COM

**STRUCTURAL ENGINEER**  
PK ASSOCIATE, LLC  
7434 EAST McDONALD DRIVE  
SCOTTSDALE, AZ 85250  
PHONE: (480) 922-8884 EXT. 435  
STEVE SLONAKER  
STEVES@PKSTRUCTURAL.COM

**MECHANICAL/PLUMBING**  
KRAEMER CONSULTING ENGINEERS  
2050 WEST WHISPERING WIND DRIVE,  
SUITE 158  
PHOENIX, AZ 85085  
PHONE: (623) 748-0429  
JASON BUSH  
JASON.BUSH@KRAEMERENG.COM

**OWNER (RYAN COMPANIES)**  
RYAN COMPANIES, INC.  
3900 E. CAMELBACK ROAD, SUITE 100  
PHOENIX, AZ 85018  
PHONE: (602) 322-6140  
MOLLY CARSON  
MOLLY.CARSON@RYANCOMPANIES.COM

**DESIGN/BUILDER**  
RYAN COMPANIES, INC.  
3900 E. CAMELBACK ROAD, SUITE 100  
PHOENIX, AZ 85018  
PHONE: (602) 322-6100

**PROJECT MANAGER**  
RYAN A+E, INC.  
3900 E. CAMELBACK ROAD, SUITE 100  
PHOENIX, AZ 85018  
PHONE: (602) 322-6144  
JASON KORTH  
JASON.KORTH@RYANCOMPANIES.COM

**ELECTRICAL**  
MEADE ENGINEERING INC.  
2123 WEST PARKSIDE LANE  
PHOENIX, AZ 85027  
PHONE: (602) 981-2323  
JULIO RODRIGUEZ  
JULIOR@MEADEENGINEERING.COM

## GENERAL NOTES

- PROVIDE AND INSTALL ALL WORK AND MATERIALS AS REQUIRED BY THE DRAWINGS AND SPECIFICATIONS - IN FULL ACCORDANCE WITH ALL CODES AND ORDINANCES.
- INFORM ARCHITECT OF ANY DIMENSIONAL DISCREPANCIES PRIOR TO CONSTRUCTION.
- INFORM ARCHITECT OF ANY EQUIPMENT, PRODUCT, OR MATERIAL SUBSTITUTES PRIOR TO FABRICATION AND INSTALLATION.
- REFER TO STRUCTURAL DRAWINGS FOR ALL STRUCTURAL SIZES, SHAPES AND DESIGN INFORMATION.
- DESIGNED TRASH AND RECYCLING AREA SHALL BE LOCATED OUTSIDE OF THE BUILDING AND WITHIN THE ADJACENT TRASH ENCLOSURE.
- PROVIDE MOISTURE RESISTANT GYP. BD. AT ALL TOILET ROOM WET WALLS OR WHERE CERAMIC TILE OR F.R.P. IS INDICATED. THIS INCLUDES ALL JANITOR CLOSETS.
- ARCHITECT TO APPROVE LOCATION OF EMERGENCY EXIT SIGNS, SPRINKLER HEADS, AND MECHANICAL GRILLES PRIOR TO INSTALLATION. EXIT SIGNS SHALL BE PROVIDED AS REQUIRED. SEE ELECTRICAL DRAWINGS.
- ALL GLAZING SUBJECT TO HUMAN IMPACT SHALL BE DESIGNED AND SUPPORTED TO WITHSTAND LOADS IMPOSED (IBC 2021)
- INTERIOR FINISHES SHALL COMPLY WITH THE FLAME SPREAD CLASSIFICATIONS AS REQUIRED.
- FIRE EXTINGUISHERS SHALL BE PROVIDED. VERIFY LOCATIONS WITH LOCAL FIRE DEPARTMENT.
- SPRINKLER SYSTEM SHALL BE E.S.F.R. INSTALLED IN ACCORDANCE WITH N.F.P.A. NO. 13. SHOP DRAWINGS FOR FIRE PROTECTION SYSTEMS SHALL BE SUBMITTED BY FIRE PROTECTION SUBCONTRACTOR TO RYAN AND THE FIRE MARSHALL FOR APPROVAL.
- ALL BUILDINGS SHALL BE TESTED FOR EMERGENCY RADIO SIGNAL STRENGTH AT FRAMING STAGE OF CONSTRUCTION. PLEASE COORDINATE INSPECTIONS WITH RADIO SYSTEMS NETWORK INTEGRATORS AT 480-312-7263

**APPROVED**  
FINAL PLANS PLANNING

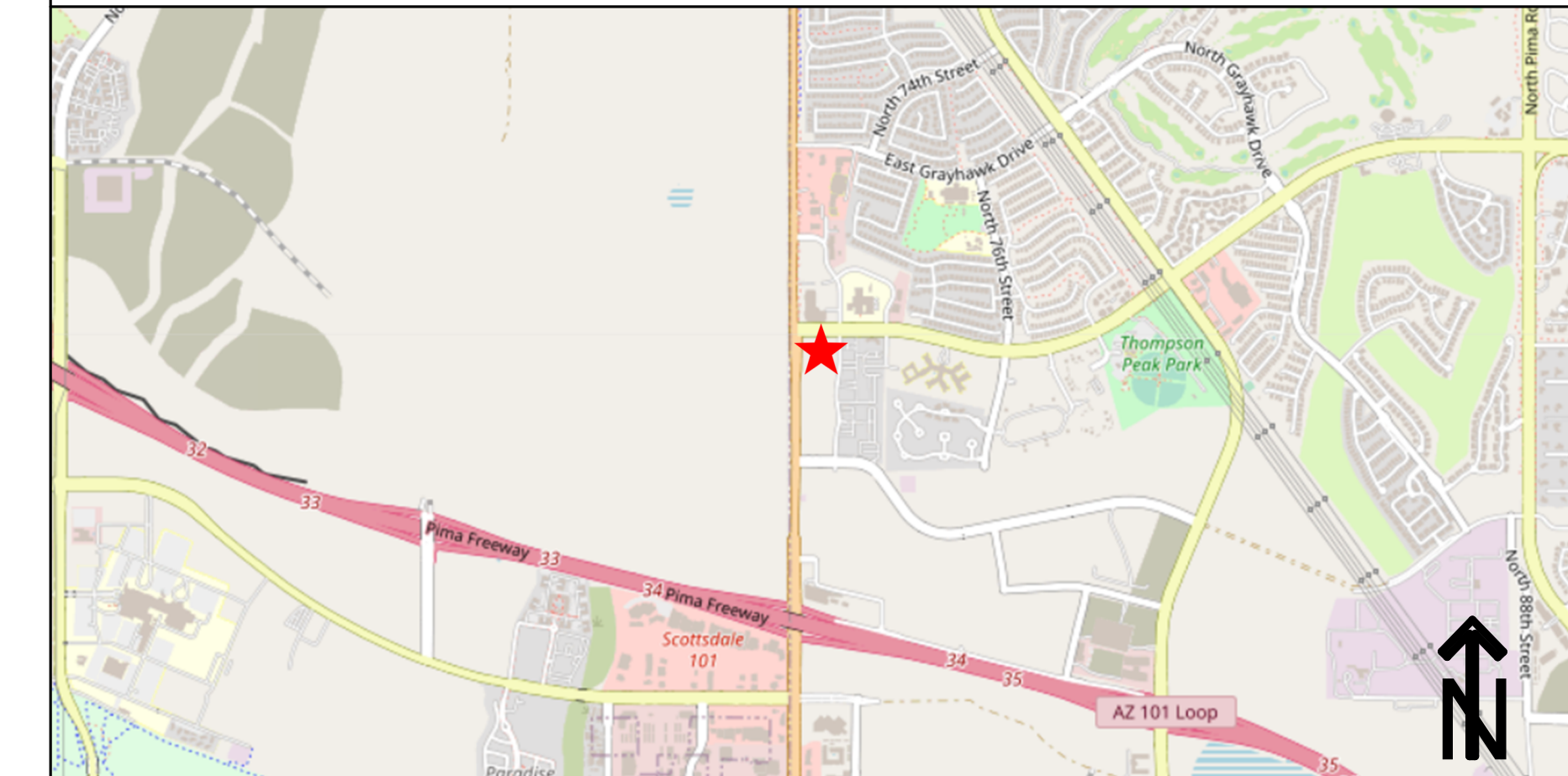
08/07/2023

DATE APPROVED BY

## PROJECT LOCATION MAP



## PROJECT VICINITY MAP



## MATERIAL LEGEND

|                             |                               |                       |
|-----------------------------|-------------------------------|-----------------------|
| EARTH/COMPACT FILL          | STEEL/ALUMINUM                | SPRAY FOAM INSULATION |
| GRAVEL/POROUS FILL          | BATT OR SEMI RIGID INSULATION | BLOWN IN INSULATION   |
| CONCRETE                    | RIGID INSULATION              | FIBER CEMENT          |
| SAND/ MORTAR/ PLASTER/GROUT | FIRE SAFETY                   |                       |
| COMMON FACE BRICK           | FINISH WOOD                   |                       |
| CONCRETE MASONRY UNIT       | PLYWOOD                       |                       |
| STONE/MARBLE/GRAVITE        | ROUGH WOOD                    |                       |
| SHEATHING/GYP BD            | BLOCKING OR SHIM              |                       |

| SHEET              | SHEET NAME                                | SD SET 2022.06.19 | DD SET 2022.11.15 | CD SET 2023.02.06 | BULLETIN #1 2023.02.06 | BULLETIN #2 2023.04.24 |
|--------------------|-------------------------------------------|-------------------|-------------------|-------------------|------------------------|------------------------|
| 01 - GENERAL       |                                           |                   |                   |                   |                        |                        |
| G100               | COVER SHEET                               | X                 | X                 | X                 | X                      | X                      |
| G101               | SHEET INDEX AND ABBREVIATIONS             | X                 | X                 | X                 | X                      | X                      |
| G102               | MATERIAL ID                               | X                 | X                 | X                 | X                      | X                      |
| G103               | MATERIAL ID                               | X                 | X                 | X                 | X                      | X                      |
| G120               | CODE SUMMARY                              | X                 | X                 | X                 | X                      | X                      |
| G121               | CODE SUMMARY                              | X                 | X                 | X                 | X                      | X                      |
| G130               | LIFE SAFETY PLANS                         | X                 | X                 | X                 | X                      | X                      |
| G150               | ACCESSIBILITY AND MOUNTING HEIGHTS        | X                 | X                 | X                 | X                      | X                      |
| 02 - CIVIL         |                                           |                   |                   |                   |                        |                        |
| C01                | CIVIL SITE IMPROVEMENT COVER SHEET        | X                 | X                 | X                 | X                      | X                      |
| C02                | HORIZONTAL CONTROL PLAN                   | X                 | X                 | X                 | X                      | X                      |
| C03                | SHEET INDEX, NOTES, AND DETAILS           | X                 | X                 | X                 | X                      | X                      |
| C04                | OVERALL GRADING / SITE SUMMARY            | X                 | X                 | X                 | X                      | X                      |
| C05                | GRADING AND PAVING PLAN                   | X                 | X                 | X                 | X                      | X                      |
| C06                | GRADING AND PAVING PLAN                   | X                 | X                 | X                 | X                      | X                      |
| C07                | GRADING AND PAVING PLAN                   | X                 | X                 | X                 | X                      | X                      |
| C08                | OVERALL UTILITY PLAN                      | X                 | X                 | X                 | X                      | X                      |
| C09                | GRADING SECTIONS                          | X                 | X                 | X                 | X                      | X                      |
| C0A                | STORM PROFILES                            |                   |                   |                   |                        | X                      |
| C0B                | STORM PROFILES                            |                   |                   |                   |                        | X                      |
| C0D                | AREA OF DISTURBANCE                       |                   |                   |                   |                        | X                      |
| C11                | DETAILS                                   |                   |                   |                   |                        | X                      |
| 03 - LANDSCAPE     |                                           |                   |                   |                   |                        |                        |
| LA.01              | LANDSCAPE AND IRRIGATION COVER SHEET      | X                 | X                 | X                 | X                      | X                      |
| LA.02              | LANDSCAPE PLAN                            | X                 | X                 | X                 | X                      | X                      |
| LA.03              | LANDSCAPE PLAN                            | X                 | X                 | X                 | X                      | X                      |
| LA.04              | IRRIGATION PLAN                           | X                 | X                 | X                 | X                      | X                      |
| LA.05              | IRRIGATION PLAN                           | X                 | X                 | X                 | X                      | X                      |
| LA.06              | HARDSCAPE PLAN                            | X                 | X                 | X                 | X                      | X                      |
| LA.07              | HARDSCAPE PLAN                            | X                 | X                 | X                 | X                      | X                      |
| LA.08              | LANDSCAPE DETAILS                         | X                 | X                 | X                 | X                      | X                      |
| LA.09              | IRRIGATION DETAILS                        | X                 | X                 | X                 | X                      | X                      |
| LA.10              | LANDSCAPE AND IRRIGATION SPECS            | X                 | X                 | X                 | X                      | X                      |
| 04 - ARCHITECTURAL |                                           |                   |                   |                   |                        |                        |
| A051               | SITE PLAN DETAILS                         | X                 | X                 | X                 | X                      | X                      |
| A101               | OVERALL FLOOR PLAN - LEVEL 1              | X                 | X                 | X                 | X                      | X                      |
| A101A              | FLOOR PLAN - LEVEL 1 - AREA A             | X                 | X                 | X                 | X                      | X                      |
| A101B              | FLOOR PLAN - LEVEL 1 - AREA B             | X                 | X                 | X                 | X                      | X                      |
| A102               | OVERALL FLOOR PLAN - LEVEL 2              | X                 | X                 | X                 | X                      | X                      |
| A102A              | FLOOR PLAN - LEVEL 2 - AREA A             | X                 | X                 | X                 | X                      | X                      |
| A102B              | FLOOR PLAN - LEVEL 2 - AREA B             | X                 | X                 | X                 | X                      | X                      |
| A120               | OVERALL ROOF PLAN                         | X                 | X                 | X                 | X                      | X                      |
| A201               | OVERALL REFLECTED CEILING PLAN - LEVEL 1  | X                 | X                 | X                 | X                      | X                      |
| A201A              | REFLECTED CEILING PLAN - LEVEL 1 - AREA A | X                 | X                 | X                 | X                      | X                      |
| A201B              | REFLECTED CEILING PLAN - LEVEL 1 - AREA B | X                 | X                 | X                 | X                      | X                      |
| A202               | OVERALL REFLECTED CEILING PLAN - LEVEL 2  | X                 | X                 | X                 | X                      | X                      |
| A202A              | REFLECTED CEILING PLAN - LEVEL 2 - AREA A | X                 | X                 | X                 | X                      | X                      |
| A202B              | REFLECTED CEILING PLAN - LEVEL 2 - AREA B | X                 | X                 | X                 | X                      | X                      |
| A300               | OVERALL EXTERIOR ELEVATIONS               | X                 | X                 | X                 | X                      | X                      |
| A320               | EXTERIOR ELEVATION DETAILS                | X                 | X                 | X                 | X                      | X                      |
| A400               | BUILDING SECTIONS                         | X                 | X                 | X                 | X                      | X                      |
| A401               | BUILDING SECTIONS                         | X                 | X                 | X                 | X                      | X                      |
| A450               | WALL SECTIONS                             | X                 | X                 | X                 | X                      | X                      |
| A451               | WALL SECTIONS                             | X                 | X                 | X                 | X                      | X                      |
| A452               | WALL SECTIONS                             | X                 | X                 | X                 | X                      | X                      |
| A453               | WALL SECTIONS                             | X                 | X                 | X                 | X                      | X                      |
| A454               | WALL SECTIONS                             | X                 | X                 | X                 | X                      | X                      |
| A455               | WALL SECTIONS                             | X                 | X                 | X                 | X                      | X                      |
| A500               | EXTERIOR DETAILS - FOUNDATION DETAILS     | X                 | X                 | X                 | X                      | X                      |
| A501               | EXTERIOR DETAILS - WALL DETAILS           | X                 | X                 | X                 | X                      | X                      |
| A502               | EXTERIOR DETAILS - WINDOW DETAILS         | X                 | X                 | X                 | X                      | X                      |
| A503               | EXTERIOR DETAILS - ROOF                   | X                 | X                 | X                 | X                      | X                      |
| A505               | EXTERIOR DETAILS - PLAN                   | X                 | X                 | X                 | X                      | X                      |
| A550               | INTERIOR DETAILS                          | X                 | X                 | X                 | X                      | X                      |
| A551               | INTERIOR DETAILS                          | X                 | X                 | X                 | X                      | X                      |
| A600               | BUILDING SYSTEMS                          | X                 | X                 | X                 | X                      | X                      |
| A610               | PARTITION TYPES                           | X                 | X                 | X                 | X                      | X                      |
| A700               | STAIR SECTIONS & PLANS                    | X                 | X                 | X                 | X                      | X                      |
| A701               | LOBBY FEATURE STAIR SECTIONS & PLAN       | X                 | X                 | X                 | X                      | X                      |
| A702               | STAIR DETAILS                             | X                 | X                 | X                 | X                      | X                      |
| A703               | ELEVATOR PLANS & SECTIONS                 | X                 | X                 | X                 | X                      | X                      |
| A800               | ENLARGED PLANS & INTERIOR ELEVATIONS      | X                 | X                 | X                 | X                      | X                      |
| A801               | ENLARGED PLANS & INTERIOR ELEVATIONS      | X                 | X                 | X                 | X                      | X                      |
| A802               | ENLARGED PLANS & INTERIOR ELEVATIONS      | X                 | X                 | X                 | X                      | X                      |
| A800               | DOOR SCHEDULE & FRAME TYPES               | X                 | X                 | X                 | X                      | X                      |

| SHEET           | SHEET NAME                                   | SD SET 2022.06.19 | DD SET 2022.11.15 | CD SET 2023.02.06 | BULLETIN #1 2023.02.06 | BULLETIN #2 2023.04.24 |
|-----------------|----------------------------------------------|-------------------|-------------------|-------------------|------------------------|------------------------|
| A901            | DOOR & GATES DETAILS                         | X                 | X                 | X                 | X                      | X                      |
| A902            | WINDOW SCHEDULE & TYPES                      | X                 | X                 | X                 | X                      | X                      |
| A903            | WINDOWS DETAILS                              | X                 | X                 | X                 | X                      | X                      |
| 05 - INTERIORS  |                                              |                   |                   |                   |                        |                        |
| I000            | INTERIOR MATERIAL LEGEND                     | X                 | X                 | X                 | X                      | X                      |
| I101A           | FLOOR FINISH PLAN - LEVEL 1 - AREA A         | X                 | X                 | X                 | X                      | X                      |
| I101B           | WALL FINISH PLAN - LEVEL 1 - AREA A          | X                 | X                 | X                 | X                      | X                      |
| I102A           | FLOOR FINISH PLAN - LEVEL 1 - AREA B         | X                 | X                 | X                 | X                      | X                      |
| I102B           | WALL FINISH PLAN - LEVEL 1 - AREA B          | X                 | X                 | X                 | X                      | X                      |
| I201A           | FLOOR FINISH PLAN - LEVEL 2 - AREA A         | X                 | X                 | X                 | X                      | X                      |
| I201B           | WALL FINISH PLAN - LEVEL 2 - AREA A          | X                 | X                 | X                 | X                      | X                      |
| I202A           | FLOOR FINISH PLAN - LEVEL 2 - AREA B         | X                 | X                 | X                 | X                      | X                      |
| I202B           | WALL FINISH PLAN - LEVEL 2 - AREA B          | X                 | X                 | X                 | X                      | X                      |
| I900            | FURNITURE PLAN                               | X                 | X                 | X                 | X                      | X                      |
| 06 - STRUCTURAL |                                              |                   |                   |                   |                        |                        |
| S000            | COVER SHEET                                  | X                 | X                 | X                 | X                      | X                      |
| S001            | GENERAL STRUCTURAL NOTES                     | X                 | X                 | X                 | X                      | X                      |
| S002            | GENERAL STRUCTURAL NOTES                     | X                 | X                 | X                 | X                      | X                      |
| S201            | OVERALL - FOUNDATION PLAN                    | X                 | X                 | X                 | X                      | X                      |
| S202            | FOUNDATION PLAN - AREA A                     | X                 | X                 | X                 | X                      | X                      |
| S203            | FOUNDATION PLAN - AREA B                     | X                 | X                 | X                 | X                      | X                      |
| S204            | OVERALL - LEVEL 2 FLOOR FRAMING PLAN         | X                 | X                 | X                 | X                      | X                      |
| S205            | LEVEL 2 FLOOR FRAMING PLAN - AREA A          | X                 | X                 | X                 | X                      | X                      |
| S206            | LEVEL 2 FLOOR FRAMING PLAN - AREA B          | X                 | X                 | X                 | X                      | X                      |
| S207            | OVERALL - ROOF FRAMING PLAN                  | X                 | X                 | X                 | X                      | X                      |
| S208            | ROOF FRAMING PLAN - AREA A                   | X                 | X                 | X                 | X                      | X                      |
| S209            | ROOF FRAMING PLAN - AREA B                   | X                 | X                 | X                 | X                      | X                      |
| S210            | OVERALL - SCREEN WALL FRAMING PLAN           | X                 | X                 | X                 | X                      | X                      |
| S301            | PANEL ELEVATIONS                             | X                 | X                 | X                 | X                      | X                      |
| S302            | PANEL TYPES                                  | X                 | X                 | X                 | X                      | X                      |
| S303            | PANEL TYPES                                  | X                 | X                 | X                 | X                      | X                      |
| S400            | CONCRETE TYPICAL DETAILS                     | X                 | X                 | X                 | X                      | X                      |
| S401            | CONCRETE TYPICAL DETAILS                     | X                 | X                 | X                 | X                      | X                      |
| S402            | STEEL TYPICAL DETAILS                        | X                 | X                 | X                 | X                      | X                      |
| S403            | METAL STUD TYPICAL DETAILS                   | X                 | X                 | X                 | X                      | X                      |
| S404            | MASONRY TYPICAL DETAILS                      | X                 | X                 | X                 | X                      | X                      |
| S500            | FOUNDATION DETAILS                           | X                 | X                 | X                 | X                      | X                      |
| S600            | STEEL FRAMING DETAILS                        | X                 | X                 | X                 | X                      | X                      |
| S601            | STEEL FRAMING DETAILS                        | X                 | X                 | X                 | X                      | X                      |
| S700            | ROOF STEEL FRAMING                           | X                 | X                 | X                 | X                      | X                      |
| S701            | ROOF STEEL FRAMING                           | X                 | X                 | X                 | X                      | X                      |
| S800            | TILT PANEL DETAILS                           | X                 | X                 | X                 | X                      | X                      |
| 07 - MECHANICAL |                                              |                   |                   |                   |                        |                        |
| M001            | MECHANICAL LEAD SHEET                        | X                 | X                 | X                 | X                      | X                      |
| M002            | MECHANICAL SCHEDULES                         | X                 | X                 | X                 | X                      | X                      |
| M003            | MECHANICAL CONTROL SCHEMATICS                | X                 | X                 | X                 | X                      | X                      |
| M101A           | MECHANICAL FLOOR PLAN - LEVEL 1 - AREA A     | X                 | X                 | X                 | X                      | X                      |
| M101B           | MECHANICAL FLOOR PLAN - LEVEL 1 - AREA B     | X                 | X                 | X                 | X                      | X                      |
| M102A           | MECHANICAL FLOOR PLAN - LEVEL 2 - AREA A     | X                 | X                 | X                 | X                      | X                      |
| M102B           | MECHANICAL FLOOR PLAN - LEVEL 2 - AREA B     | X                 | X                 | X                 | X                      | X                      |
| M120A           | MECHANICAL ROOF PLAN - AREA A                | X                 | X                 | X                 | X                      | X                      |
| M120B           | MECHANICAL ROOF PLAN - AREA B                | X                 | X                 | X                 | X                      | X                      |
| M501            | MECHANICAL DETAILS                           | X                 | X                 | X                 | X                      | X                      |
| M502            | MECHANICAL DETAILS                           | X                 | X                 | X                 | X                      | X                      |
| 08 - PLUMBING   |                                              |                   |                   |                   |                        |                        |
| P001            | COVER PLUMBING SCHEDULES, NOTES, AND LEGENDS | X                 | X                 | X                 | X                      | X                      |
| P101A           | PLUMBING FLOOR PLAN - LEVEL 1 - AREA A       | X                 | X                 | X                 | X                      | X                      |
| P101B           | PLUMBING FLOOR PLAN - LEVEL 1 - AREA B       | X                 | X                 | X                 | X                      | X                      |
| P102A           | PLUMBING FLOOR PLAN - LEVEL 2 - AREA A       | X                 | X                 | X                 | X                      | X                      |
| P102B           | PLUMBING FLOOR PLAN - LEVEL 2 - AREA B       | X                 | X                 | X                 | X                      | X                      |
| P120A           | PLUMBING ROOF PLAN - AREA A                  | X                 | X                 | X                 | X                      | X                      |
| P120B           | PLUMBING ROOF PLAN - AREA B                  | X                 | X                 | X                 | X                      | X                      |
| P500            | PLUMBING DETAILS                             | X                 | X                 | X                 | X                      | X                      |

| SHEET           | SHEET NAME                                                                           | SD SET 2022.06.19 | DD SET 2022.11.15 | CD SET 2023.02.06 | BULLETIN #1 2023.02.06 | BULLETIN #2 2023.04.24 |
|-----------------|--------------------------------------------------------------------------------------|-------------------|-------------------|-------------------|------------------------|------------------------|
| 09 - ELECTRICAL |                                                                                      |                   |                   |                   |                        |                        |
| E001            | GENERAL NOTES, ELECTRICAL SYMBOLS LEGEND AND SHEET INDEX                             | X                 | X                 | X                 | X                      | X                      |
| E002            | OVERALL SITE PLAN AND SCOPE OF WORK                                                  | X                 | X                 | X                 | X                      | X                      |
| E003            | BUILDING SCHEDULES                                                                   | X                 | X                 | X                 | X                      | X                      |
| E004            | LARGE SCALE CORE ELECTRICAL ROOM LAYOUTS                                             | X                 | X                 | X                 | X                      | X                      |
| E005            | MANUFACTURER SHOP DRAWING - SITE PHOTOMETRIC CALCULATION                             | X                 | X                 | X                 | X                      | X                      |
| E006            | MANUFACTURER SHOP DRAWING - LEVEL 1 AND LEVEL 2 CORE EGRESS PHOTOMETRIC CALCULATIONS | X                 | X                 | X                 | X                      | X                      |
| E007            | MANUFACTURER SHOP DRAWING - PHOTOMETRIC SCHEDULES MANUFACTURER SHOP DRAWING - SITE   | X                 | X                 | X                 | X                      | X                      |
| E008            | LIGHTING CUT SHEETS                                                                  | X                 | X                 | X                 | X                      | X                      |
| E009            | MANUFACTURER SHOP DRAWING - SITE LIGHTING CUT SHEETS                                 | X                 | X                 | X                 | X                      | X                      |
| E010            | SITE AND INTERIOR ECC CALCULATIONS                                                   | X                 | X                 | X                 | X                      | X                      |
| E100            | ELECTRICAL SITE PLAN NORTH                                                           | X                 | X                 | X                 | X                      | X                      |
| E101            | ELECTRICAL SITE PLAN SOUTH                                                           | X                 | X                 | X                 | X                      | X                      |
| E102            | LEVEL 1 UNDERGROUND POWER A NO COMMUNICATION ROUTING PLAN                            | X                 | X                 | X                 | X                      | X                      |
| E211A           | LEVEL 1 WEST - ELECTRICAL POWER HVAC SPECIAL SYSTEMS PLAN                            | X                 | X                 | X                 | X                      | X                      |
| E211B           | LEVEL 1 EAST - ELECTRICAL POWER HVAC SPECIAL SYSTEMS PLAN                            | X                 | X                 | X                 | X                      | X                      |
| E212A           | LEVEL 1 WEST - ELECTRICAL LIGHTING PLAN                                              | X                 | X                 | X                 | X                      | X                      |
| E212B           | LEVEL 1 EAST - ELECTRICAL LIGHTING PLAN                                              | X                 | X                 | X                 | X                      | X                      |
| E221A           | LEVEL 2 WEST - ELECTRICAL POWER HVAC SPECIAL SYSTEMS PLAN                            | X                 | X                 | X                 | X                      | X                      |
| E221B           | LEVEL 2 EAST - ELECTRICAL POWER HVAC SPECIAL SYSTEMS PLAN                            | X                 | X                 | X                 | X                      | X                      |
| E222A           | LEVEL 2 WEST - ELECTRICAL LIGHTING PLAN                                              | X                 | X                 | X                 | X                      | X                      |
| E222B           | LEVEL 2 EAST - ELECTRICAL LIGHTING PLAN                                              | X                 | X                 | X                 | X                      | X                      |
| E231A           | ROOF WEST - ELECTRICAL HA C CONNECTION PLAN                                          | X                 | X                 | X                 | X                      | X                      |
| E231B           | ROOF EAST - ELECTRICAL HA C CONNECTION PLAN                                          | X                 | X                 | X                 | X                      | X                      |
| E301            | GENERAL BUILDING DETAILS                                                             | X                 | X                 | X                 | X                      | X                      |
| E302            | LIGHTING CONTROLS                                                                    | X                 | X                 | X                 | X                      | X                      |
| E401            | FIRE ALARM DETAILS AND RISER DIAGRAM                                                 | X                 | X                 | X                 | X                      | X                      |
| E402            | ELEVATOR EQUIPMENT RISER AND FLOOR PLANS                                             | X                 | X                 | X                 | X                      | X                      |
| E403            | COMMUNICATIONS AND GROUNDING RISER DA GRAM                                           | X                 | X                 | X                 | X                      | X                      |
| E501            | ONE-LINE DIAGRAM, FEEDER SCHEDULE                                                    | X                 | X                 | X                 | X                      | X                      |
| E502            | FAULT AND LOAD CALCULATIONS                                                          | X                 | X                 | X                 | X                      | X                      |
| E601            | PANEL SCHEDULE - HOUSE LEVEL 1                                                       | X                 | X                 | X                 | X                      | X                      |
| E602            | PANEL SCHEDULE - LEVEL 1                                                             | X                 | X                 | X                 | X                      | X                      |

### ABBREVIATIONS

| A                                     | C (Continued)                    | D (Continued)           | F (Continued)                        | H (Continued)                                 | L (Continued)                             | P (Continued)                           | S (Continued)                   | T (Continued) |
|---------------------------------------|----------------------------------|-------------------------|--------------------------------------|-----------------------------------------------|-------------------------------------------|-----------------------------------------|---------------------------------|---------------|
| AC - AIR CONDITIONING                 | CB - CEMENT BOARD (FIBER)        | DN - DOWN               | FL - FLOOR                           | HDR/L - HANDRAIL                              | LTCMU - LIGHTWEIGHT CONCRETE MASONRY UNIT | PNL - PANEL                             | SECT - SECTION                  | TPP - TYPICAL |
| A/E - ARCHITECT/ENGINEER              | CBD - CASING BEAD                | DP - DAMPPROOFING, DEEP | FLDG - FOLDING                       | HORIZ - HORIZONTAL                            | LTG - LIGHTING                            | POL - POLISHED                          | SF - SQUARE FEET                | TZ - TERRAZZO |
| AV - AUDIO VISUAL                     | CCTV - CLOSED CIRCUIT TELEVISION | DR - DOOR               | FLEX - FLEXIBLE                      | HPC - HIGH PERFORMANCE COATING                | LWT - LIGHTWEIGHT                         | POLYSIO - POLYISOCYANURATE (INSULATION) | SFP - SPRAY-ON FIREPROOFING     |               |
| ABV - ANCHOR BOLT                     | CEM - CEMENT                     | DS - DOWN SPOUT         | FLG - FLASHING                       | HPL - HARDWARE                                | LVL - LAMINATED VENEER LUMBER / LEVEL     | PSI - POUNDS PER SQUARE INCH            | SHLF - SHELF (VES) (WING)       |               |
| ABV - ABOVE                           | CF - CUBIC FEET                  | DT - DETAIL             | FLUOR - FLUORESCENT                  | HT - HEIGHT                                   | LVR - LOUVER                              | PR - PAIR                               | SH - SHOWER HEAD                |               |
| ACMV - ADHERED CONCRETE MASONRY VENER | CFLG - COUNTER FLASHING          | DWG - DRAWING           | FN - FENCE                           | HVC - HEATING, VENTILATING & AIR CONDITIONING | LVT - LUXURY VINYL TILE                   | PTD - PRESSURE TREATED, POST TENSIONED  | SHT - SHEET                     |               |
| ACOUS - ACOUSTIC (AL)                 | CFM - CUBIC FEET PER MINUTE      | DWR - DRAWING           | F.O. - FACE OF                       | IMP - IMPERMEABLE                             |                                           | PTN - PARTITION                         | SHTG - SHEATHING                |               |
| ACT - ACOUSTICAL CEILING TINE         | CHAM - CHAMFER                   | DWL - DOWEL             | FOC - FACE OF CONCRETE               | INCL - INCANDESCENT                           | MAINT - MAINTENANCE                       | PTP - PAPER TOWEL DISPENSER, PAINTED    | SK - SINK                       |               |
| AD - AREA DR                          | CHNL - CHANNEL                   | DWR - DRAWER            | FOM - FACE OF MASONRY                | INCN - INCINERATOR                            | MAS - MASONRY                             | PTR - PAPER TOWEL RECEPTACLE            | SLNT - SEALANT                  |               |
| ADD - ADDITIONAL                      | CIP - CAST IN PLACE              |                         | FOS - FACE OF SHEATHING              | INCL - INCLUDE (D) (ING)                      | MAX - MAXIMUM                             | PVC - POLYVINYL CHLORIDE                | SLP - SLOPE                     |               |
| ADDN - ADDITION                       | CIRC - CIRCULATION               |                         | FRM - FRAME                          | INFO - INFORMATION                            | MAR - MARBLE                              | PVM - PAVEMENT                          | SLV - SLEEVE                    |               |
| ADH - ADHESIVE                        | CL - CENTERLINE / CLOSET         |                         | FRF - FIRE PROOF (ING)               | INSL - INSULATION                             | MBR - MASTER BEDROOM, MEMBER              |                                         | SNR - SANITARY NAPKIN DISPENSER |               |
| ADJ - ADJACENT                        | CLG - CEILING                    |                         | FRFP - FIBERGLASS REINFORCED PLASTIC | INSL PNL - INSULATED PANEL                    | MFR - MANUFACTURER                        |                                         | SND - SAN                       |               |

0 1" = 1'-0" VERIFY SHEET SCALE HERE

| SECTION NUMBER | SECTION NAME                          | MATERIAL ID                                                                                                             | REVIT DESCRIPTION |
|----------------|---------------------------------------|-------------------------------------------------------------------------------------------------------------------------|-------------------|
| <b>034500</b>  | <b>PRECAST ARCHITECTURAL CONCRETE</b> |                                                                                                                         |                   |
|                | <b>APC</b>                            | <b>(01-Series) Surface Finished Precast Concrete</b>                                                                    |                   |
|                | APC-05A                               | Architectural precast concrete - surface finished - as cast finish - (Painted PT-51)                                    |                   |
|                | APC-05B                               | Architectural precast concrete - surface finished - as cast finish - (Painted PT-52)                                    |                   |
|                |                                       | <b>(20-Series) Precast Concrete Specialties - Splash Blocks</b>                                                         |                   |
|                | SB-01                                 | Architectural precast concrete - specialties - Splash Blocks                                                            |                   |
| <b>042000</b>  | <b>UNIT MASONRY</b>                   |                                                                                                                         |                   |
|                | <b>CMU</b>                            | <b>Concrete Masonry Units</b>                                                                                           |                   |
|                |                                       | <b>(10 Series) Normal Weight Block</b>                                                                                  |                   |
|                | CMU-11                                | Concrete masonry units - standard weight block                                                                          |                   |
|                |                                       | <b>(20 Series) Solid Concrete Block</b>                                                                                 |                   |
|                | CMU-21                                | Concrete masonry units - solid concrete block                                                                           |                   |
|                |                                       | <b>(30 Series) Decorative Concrete Block</b>                                                                            |                   |
|                | CMU-32                                | Concrete masonry units - decorative - smooth faced, integral waterproofing admixture, color to match CMU-33B            |                   |
|                | CMU-33                                | Concrete masonry units - decorative - split-faced, integral waterproofing admixture, colors below                       |                   |
|                | CMU-33A                               | Echelon Masonry - Mission White                                                                                         |                   |
|                | CMU-33B                               | Echelon Masonry - Durango                                                                                               |                   |
|                | CMU-33C                               | Echelon Masonry - Peach                                                                                                 |                   |
|                | CMU-34                                | Concrete Sloped Sills, integral waterproofing admixture, Color to match CMU-33B                                         |                   |
|                | <b>GRT</b>                            | <b>Grout</b>                                                                                                            |                   |
|                | GRT-01                                | Grout - non-metallic grout, Color TBD                                                                                   |                   |
|                | <b>MTR</b>                            | <b>Mortar</b>                                                                                                           |                   |
|                | MTR-01                                | Mortar for masonry (see specification for mortar type schedule), Color TBD                                              |                   |
|                | <b>TIE</b>                            | <b>(01 Series) Masonry Ties - CMU</b>                                                                                   |                   |
|                | TIE-03                                | Masonry ties and reinforcement - single wythe horizontal reinforcement                                                  |                   |
|                | <b>TWF</b>                            | <b>Thru-wall Flashing</b>                                                                                               |                   |
|                | TWF-01                                | Thru-wall flashing - 30-mil polyethylene faced rubberized asphalt, self-adhering                                        |                   |
|                | TWF-02                                | Thru-wall flashing - stainless steel                                                                                    |                   |
|                | <b>DRIP</b>                           | <b>Drip Edge Flashing</b>                                                                                               |                   |
|                | DRIP-01                               | Stainless steel drip edge flashing                                                                                      |                   |
|                | <b>TERM</b>                           | <b>Termination Bar</b>                                                                                                  |                   |
|                | TERM-01                               | Stainless steel termination bar                                                                                         |                   |
|                | <b>CJ</b>                             | <b>Control Joint</b>                                                                                                    |                   |
|                | CJ-01                                 | Control joint - control joint resilient keys                                                                            |                   |
| <b>054000</b>  | <b>COLD-FORMED METAL FRAMING</b>      |                                                                                                                         |                   |
|                | <b>CFMF</b>                           | <b>Pre-engineered Steel Studs</b>                                                                                       |                   |
|                | CFMF-01                               | Cold formed metal framing - pre-engineered steel studs                                                                  |                   |
|                | <b>GYP SHTG</b>                       | <b>Exterior Wall Sheathing</b>                                                                                          |                   |
|                | GYP SHTG-01                           | Gypsum sheathing - exterior wall sheathing - glass-mat faced, gypsum board sheathing                                    |                   |
| <b>054500</b>  | <b>METAL SUPPORT ASSEMBLIES</b>       |                                                                                                                         |                   |
|                | <b>MSA</b>                            | <b>Metal Support Assemblies</b>                                                                                         |                   |
|                | MSA-01                                | Metal support assemblies - pre-engineered metal support assembly (unistrut) (galv) (pre-finished)                       |                   |
| <b>055000</b>  | <b>METAL FABRICATIONS</b>             |                                                                                                                         |                   |
|                | <b>MFAB</b>                           | <b>(01 Series) General Steel Components</b>                                                                             |                   |
|                | MFAB-02                               | Metal fabrications - general steel components - steel channel jambs                                                     |                   |
|                | MFAB-03                               | Metal fabrications - general steel components - elevator door sills                                                     |                   |
|                | MFAB-04                               | Metal fabrications - general steel components - angle jamb guards                                                       |                   |
|                |                                       | <b>(10 Series) Overhead Support Framing</b>                                                                             |                   |
|                | MFAB-14                               | Metal fabrications - overhead support framing - equipment backing                                                       |                   |
|                |                                       | <b>(20 Series) Ladders and Railings</b>                                                                                 |                   |
|                | MFAB-21                               | Metal fabrications - vertical ladder, elevator pit                                                                      |                   |
|                | MFAB-25                               | Metal fabrications - ships' ladder                                                                                      |                   |
|                | MFAB-27                               | Metal fabrications - pipe railing, 1-1/4" dia, w/wall bracket                                                           |                   |
|                | MFAB-28                               | Metal fabrications - tube railing, w/wall bracket                                                                       |                   |
|                |                                       | <b>(50 Series) Accessories</b>                                                                                          |                   |
|                | MFAB-51                               | Metal fabrications - general steel components - Compactor/Generator enclosure gates                                     |                   |
|                | MFAB-52                               | Metal fabrications - general steel components - Architectural Sunshades                                                 |                   |
| <b>055100</b>  | <b>METAL STAIRS</b>                   |                                                                                                                         |                   |
|                | <b>STAIR</b>                          | <b>Pre-engineered Metal Stairs</b>                                                                                      |                   |
|                | STAIR-01                              | Metal stairs - pre-engineered - service class                                                                           |                   |
|                | STAIR-05                              | Metal stairs - pre-engineered - architectural class                                                                     |                   |
| <b>055213</b>  | <b>PIPE AND TUBE RAILINGS</b>         |                                                                                                                         |                   |
|                | <b>RAIL</b>                           | <b>(10-Series) Steel Pipe and Tube Stair (railings, guardrails, and wall mounted handrails at interior fire stairs)</b> |                   |
|                | RAIL-11                               | Mild Steel, factory primed and field painted.                                                                           |                   |
| <b>057300</b>  | <b>DECORATIVE METAL RAILINGS</b>      |                                                                                                                         |                   |
|                | <b>RAIL</b>                           | <b>(01-Series) Decorative Metal Railings</b>                                                                            |                   |
|                | RAIL-05                               | Decorative metal railings - steel and iron                                                                              |                   |
| <b>061000</b>  | <b>ROUGH CARPENTRY</b>                |                                                                                                                         |                   |
|                | <b>WD BLKG</b>                        | <b>Blocking</b>                                                                                                         |                   |
|                | WD BLKG-01                            | Rough carpentry - wood blocking                                                                                         |                   |
|                | <b>WD TRT</b>                         | <b>Rough carpentry - wood treatment - fire retardant</b>                                                                |                   |
|                | WD TRT-01                             | Rough carpentry - wood treatment - fire retardant                                                                       |                   |
|                | WD TRT-02                             | Rough carpentry - wood treatment - pressure preservative                                                                |                   |
|                | <b>WD SHTG</b>                        | <b>(01 Series) Plywood Sheathing</b>                                                                                    |                   |
|                | WD SHTG-01                            | Rough carpentry - plywood sheathing - concealed - type C-D, exposure 1                                                  |                   |
| <b>062000</b>  | <b>FINISH CARPENTRY</b>               |                                                                                                                         |                   |
|                | <b>WDB</b>                            | <b>Wood Base</b>                                                                                                        |                   |
|                | WDB-01                                | Wood Base - See Interior Material Legend for Basis of Design products                                                   |                   |
|                | <b>UPH-01</b>                         | <b>Upholstered bench cushion</b>                                                                                        |                   |
| <b>064100</b>  | <b>ARCHITECTURAL CASEWORK</b>         |                                                                                                                         |                   |
|                | <b>PLAM</b>                           | <b>(01 Series) Plastic Laminate Faced Architectural Cabinets</b>                                                        |                   |
|                | PLAM                                  | Architectural woodwork - plastic laminate faced cabinets - See Interior Material Legend for Basis of Design products    |                   |
|                | <b>HDWR</b>                           | <b>(03 Series) Grommets, Pulls, Brackets</b>                                                                            |                   |
|                | HDWR                                  | See Interior Material Legend for Basis of Design products                                                               |                   |
| <b>071113</b>  | <b>BITUMINOUS DAMPPROOFING</b>        |                                                                                                                         |                   |
|                | <b>DAMP</b>                           | <b>(01 Series) Solvent Based</b>                                                                                        |                   |
|                | DAMP-01                               | Dampproofing - solvent based - below grade, trowel applied                                                              |                   |
|                | DAMP-02                               | Dampproofing - solvent based - cavity wall, spray applied                                                               |                   |
|                |                                       | <b>(10 Series) Water Based</b>                                                                                          |                   |
|                | DAMP-11                               | Dampproofing - water based - below grade, trowel applied                                                                |                   |
|                | DAMP-12                               | Dampproofing - water based - cavity wall, spray applied                                                                 |                   |
|                | DAMP-13                               | Dampproofing - water based - cavity wall, brush applied                                                                 |                   |

| SECTION NUMBER | SECTION NAME                                                       | MATERIAL ID                                                                                                                                                                | REVIT DESCRIPTION |
|----------------|--------------------------------------------------------------------|----------------------------------------------------------------------------------------------------------------------------------------------------------------------------|-------------------|
| <b>071300</b>  | <b>SHEET WATERPROOFING</b>                                         |                                                                                                                                                                            |                   |
|                | <b>WP</b>                                                          | <b>(01 Series) Composite Sheet Membrane Waterproofing</b>                                                                                                                  |                   |
|                | WP-01                                                              | Waterproofing - composite sheet membrane - modified bituminous                                                                                                             |                   |
|                | WP-02                                                              | Waterproofing - composite sheet membrane - modified bituminous, fabric reinforced                                                                                          |                   |
|                | WP-03                                                              | Waterproofing - composite sheet membrane - modified bituminous, deck-paving                                                                                                |                   |
|                | WP-04                                                              | Waterproofing - composite sheet membrane - bonded HDPE or polyethylene, vertical                                                                                           |                   |
|                | WP-05                                                              | Waterproofing - composite sheet membrane - bonded HDPE or polyethylene, horizontal                                                                                         |                   |
|                | WP-06                                                              | Waterproofing - composite sheet membrane - blind-side for underlab and on lagging, chemically bonded                                                                       |                   |
|                | WP-07                                                              | Waterproofing - composite sheet membrane - self-adhesive, rubberized asphalt/polyethylene                                                                                  |                   |
|                |                                                                    | <b>(10 Series) Elastomeric Sheet Waterproofing</b>                                                                                                                         |                   |
|                | WP-11                                                              | Waterproofing - elastomeric sheet - EPDM rubber                                                                                                                            |                   |
|                | WP-12                                                              | Waterproofing - elastomeric sheet - Butyl rubber                                                                                                                           |                   |
|                |                                                                    | <b>(20 Series) Thermoplastic Sheet Waterproofing</b>                                                                                                                       |                   |
|                | WP-21                                                              | Waterproofing - Thermoplastic sheet - PVC for horizontal applications                                                                                                      |                   |
|                | WP-22                                                              | Waterproofing - Thermoplastic sheet - PVC for horizontal applications, self-adhering                                                                                       |                   |
| <b>071400</b>  | <b>FLUID APPLIED WATERPROOFING</b>                                 |                                                                                                                                                                            |                   |
|                |                                                                    | <b>(30 Series) Hot-Applied Waterproofing (w/EFVM leak detection)</b>                                                                                                       |                   |
|                | WP-31                                                              | Waterproofing - fluid hot-applied - rubberized asphalt membrane, unreinforced                                                                                              |                   |
|                | WP-32                                                              | Waterproofing - fluid hot-applied - rubberized asphalt membrane, reinforced                                                                                                |                   |
|                |                                                                    | <b>(40 Series) Cold-Applied Waterproofing (w/EFVM leak detection)</b>                                                                                                      |                   |
|                | WP-41                                                              | Waterproofing - fluid cold-applied - polyurethane, single component, nonreinforced                                                                                         |                   |
|                | WP-42                                                              | Waterproofing - fluid cold-applied - polyurethane, single component, reinforced                                                                                            |                   |
|                | WP-43                                                              | Waterproofing - fluid cold-applied - polyurethane, two component, modified                                                                                                 |                   |
|                | WP-44                                                              | Waterproofing - fluid cold-applied - polyurethane, two component, unmodified                                                                                               |                   |
|                | WP-45                                                              | Waterproofing - fluid cold-applied - polyurethane, two component, reinforced, unmodified                                                                                   |                   |
|                | WP-46                                                              | Waterproofing - fluid cold-applied - polyester                                                                                                                             |                   |
|                | WP-47                                                              | Waterproofing - fluid cold-applied - latex-rubber, two-component, unreinforced                                                                                             |                   |
|                | WP-48                                                              | Waterproofing - fluid cold-applied - latex-rubber, two-component, reinforced                                                                                               |                   |
|                | WP-49                                                              | Waterproofing - fluid cold-applied - polyurethane, low-odor, low-VOC, indoor waterproof pedestrian coating [mech room] [pool equip room]                                   |                   |
| <b>072100</b>  | <b>THERMAL INSULATION</b>                                          |                                                                                                                                                                            |                   |
|                | <b>INSUL</b>                                                       | <b>(01 Series) Rigid Insulation</b>                                                                                                                                        |                   |
|                | INSUL-09                                                           | Rigid insulation - foil-faced, polyisocyanurate board insulation                                                                                                           |                   |
|                |                                                                    | <b>(30 Series) Mineral Board Insulation</b>                                                                                                                                |                   |
|                | INSUL-31                                                           | Mineral-wool board insulation - unfaced, 4 lb/cu. ft                                                                                                                       |                   |
|                |                                                                    | <b>(40 Series) Glass-Fiber/Mineral Wool Blanket Insulation</b>                                                                                                             |                   |
|                | INSUL-41                                                           | Glass-fiber / mineral wool blanket insulation - unfaced                                                                                                                    |                   |
|                |                                                                    | <b>(70 Series) Acoustical Insulation</b>                                                                                                                                   |                   |
|                | INSUL-71                                                           | Acoustical batt insulation                                                                                                                                                 |                   |
|                | <b>VR</b>                                                          | <b>Vapor Retarders</b>                                                                                                                                                     |                   |
|                | VR-15                                                              | Vapor retarders, interior application - reinforced-polyethylene, 15 mil (underlab)                                                                                         |                   |
| <b>072419</b>  | <b>WATER-DRAINAGE EXTERIOR INSULATION AND FINISH SYSTEM (EIFS)</b> |                                                                                                                                                                            |                   |
|                | <b>EIFS</b>                                                        | <b>Water-Drainage Exterior Insulation and Finish System</b>                                                                                                                |                   |
|                | EIFS-01                                                            | Exterior insulation and finish system - over water-resistive coating over sheathing                                                                                        |                   |
| <b>072500</b>  | <b>WEATHER BARRIERS</b>                                            |                                                                                                                                                                            |                   |
|                |                                                                    | <b>(10-Series) Air Barrier, Air and Vapor Barrier</b>                                                                                                                      |                   |
|                | WRB-10                                                             | Air and vapor barrier sheet - self-adhering                                                                                                                                |                   |
|                | WRB-11                                                             | Air and vapor barrier sheet - fluid-applied                                                                                                                                |                   |
| <b>074213</b>  | <b>METAL WALL PANELS</b>                                           |                                                                                                                                                                            |                   |
|                | <b>MRP-35</b>                                                      | <b>(30 Series) Exposed Fastener Panels, Box-Rib-Profile</b>                                                                                                                |                   |
|                |                                                                    | Formed metal roof panels - concealed fastener - box-rib-profile, lap-seam, metallic-coated steel sheet (color and finish to be selected by architect) Vertical Orientation |                   |
| <b>074264</b>  | <b>METAL COMPOSITE MATERIAL WALL PANELS</b>                        |                                                                                                                                                                            |                   |
|                | <b>MP</b>                                                          | <b>(30 Series) Metal Composite Material Wall Panels</b>                                                                                                                    |                   |
|                | MP-31                                                              | Wall panels - aluminum-faced composite, clip installation                                                                                                                  |                   |
| <b>074610</b>  | <b>SOFFIT AND FASCIA</b>                                           |                                                                                                                                                                            |                   |
|                | <b>MP-44</b>                                                       | <b>(40 Series) Metal Soffit Panels</b>                                                                                                                                     |                   |
|                | MP-45                                                              | metal panels - metal soffit - wood-look (nonvented) - See Interior Material Legend for Basis of Design products                                                            |                   |
|                |                                                                    | metal panels - metal soffit - wood-look (vented)                                                                                                                           |                   |
| <b>075713</b>  | <b>SPRAYED POLYURETHANE FOAM ROOFING</b>                           |                                                                                                                                                                            |                   |
|                | <b>SPFR-01</b>                                                     | Sprayed Polyurethane Foam Roofing                                                                                                                                          |                   |
| <b>076200</b>  | <b>SHEET METAL FLASHING AND TRIM</b>                               |                                                                                                                                                                            |                   |
|                | <b>SMF</b>                                                         | <b>Sheet Metal (counterflashing, scuppers, copings, fascia, trim, gutters)</b>                                                                                             |                   |
|                | SMF-02                                                             | Sheet metal flashing - pre-finished galvanized steel - Kynar coating (color)                                                                                               |                   |
| <b>077200</b>  | <b>ROOF ACCESSORIES</b>                                            |                                                                                                                                                                            |                   |
|                | <b>RH</b>                                                          | <b>Roof Hatches</b>                                                                                                                                                        |                   |
|                | RH-02                                                              | Roof accessories - roof hatch - ships ladder access                                                                                                                        |                   |
| <b>078100</b>  | <b>CEMENTITIOUS FIREPROOFING</b>                                   |                                                                                                                                                                            |                   |
|                | <b>FP</b>                                                          | <b>(01 Series) Standard Density Fireproofing</b>                                                                                                                           |                   |
|                | FP-01                                                              | Cementitious fireproofing - standard density - interior, concealed conditions                                                                                              |                   |
| <b>078400</b>  | <b>FIRESTOPPING</b>                                                |                                                                                                                                                                            |                   |
|                | <b>FSTOP</b>                                                       | <b>Penetration Firestopping</b>                                                                                                                                            |                   |
|                | FSTOP-01                                                           | Firestopping - penetrations                                                                                                                                                |                   |
|                | <b>FSAF</b>                                                        | <b>Construction Gap / Perimeter Firestopping</b>                                                                                                                           |                   |
|                | FSAF-01                                                            | Firestopping - firesafing - construction joint firestopping assemblies                                                                                                     |                   |
| <b>079205</b>  | <b>JOINT SEALANT</b>                                               |                                                                                                                                                                            |                   |
|                | <b>SLNT</b>                                                        | <b>(01 Series) Exterior Joints</b>                                                                                                                                         |                   |
|                | SLNT                                                               | See Specification for types and locations                                                                                                                                  |                   |
| <b>082100</b>  | <b>WOOD DOORS</b>                                                  |                                                                                                                                                                            |                   |
|                | <b>WD</b>                                                          | <b>Wood Veneer</b>                                                                                                                                                         |                   |
|                | WD-01                                                              | Wood doors - wood veneer (species, slice, finish) - See Interior Material Legend for Basis of Design products                                                              |                   |
| <b>083100</b>  | <b>ACCESS DOORS AND PANELS</b>                                     |                                                                                                                                                                            |                   |
|                | <b>AP</b>                                                          | <b>(01 Series) Non-rated Access Doors for Walls and Ceilings</b>                                                                                                           |                   |
|                | AP-02                                                              | Access panels - non-rated for walls and ceilings - flush access doors with concealed flanges                                                                               |                   |
|                | AP-07                                                              | Access panels - non-rated for walls and ceilings - exterior flush access doors                                                                                             |                   |
| <b>083533</b>  | <b>OVERHEAD COILING FIRE DOOR</b>                                  |                                                                                                                                                                            |                   |
|                | <b>OCFD</b>                                                        | <b>(01 Series) Overhead Coiling Fire Door</b>                                                                                                                              |                   |
|                | OCFD-01                                                            | Fire and Smoke Protective Curtain Assembly - 2hr                                                                                                                           |                   |
| <b>084113</b>  | <b>ALUMINUM FRAMED ENTRANCES AND STOREFRONT</b>                    |                                                                                                                                                                            |                   |
|                | <b>AFS</b>                                                         | <b>(01 Series) Interior Storefront Framing</b>                                                                                                                             |                   |
|                | AFS-01                                                             | Aluminum storefront - interior non-thermal system (Kynar)                                                                                                                  |                   |
|                |                                                                    | <b>(10 Series) Exterior Storefront Framing</b>                                                                                                                             |                   |
|                | AFS-11                                                             | Aluminum storefront - exterior thermally broken system (color anodized)                                                                                                    |                   |
| <b>084413</b>  | <b>GLAZED ALUMINUM CURTAIN WALLS</b>                               |                                                                                                                                                                            |                   |
|                | <b>CW</b>                                                          | <b>(01 Series) Aluminum Curtain Wall</b>                                                                                                                                   |                   |
|                | CW-01                                                              | Aluminum curtain walls - field glazed pressure wall, thermally broken (stick-built) - (color anodized)                                                                     |                   |
| <b>088000</b>  | <b>GLASS AND GLAZING</b>                                           |                                                                                                                                                                            |                   |
|                | <b>GL</b>                                                          | <b>(01 Series) Monolithic Glass (indicate tempered glass with T suffix, i.e. GL-1T)</b>                                                                                    |                   |
|                | GL-01                                                              | Glass and glazing - monolithic - clear                                                                                                                                     |                   |
|                | GL-04                                                              | Glass and glazing - monolithic - specially glazing - 20-min fire protective                                                                                                |                   |
|                |                                                                    | <b>(20 Series) Insulating Glass Units (indicate tempered glass with T suffix, i.e. GL-1T)</b>                                                                              |                   |
|                | GL-21                                                              | Glass and glazing - insulating - low-E coating, argon filled                                                                                                               |                   |
|                |                                                                    | <b>(60 Series) Fire Rated Glass</b>                                                                                                                                        |                   |
|                | GL-62                                                              | Glass and glazing - fire protective, safety impact glass (not a radiant barrier) (20-180-min rating)                                                                       |                   |




**RYAN A+E, INC.**  
 3900 E. Camelback Road  
 Suite 100  
 Phoenix, AZ 85018  
 602-322-6100 tel  
 602-322-6300 fax

**WWW.RYANCOMPANIES.COM**

**OWNER**  
**RYAN A+E, INC.**  
 3900 E. Camelback Road  
 Suite 100  
 Phoenix, AZ 85018  
 602-322-6100 tel  
 602-322-6300 fax

**CONSULTANTS**



**KEY PLAN**

**PROJECT INFORMATION**  
**ONE SCOTTSDALE MEDICAL**  
 20159 N Scottsdale Rd  
 Scottsdale, AZ 85255

I hereby certify that this plan, specification, or report was prepared by me or under my direct supervision and that I am a duly Registered Architect under the laws of the State of Arizona

Name \_\_\_\_\_

**REGISTRATION NO.** \_\_\_\_\_ **DATE** \_\_\_\_\_  
 Number \_\_\_\_\_ Date \_\_\_\_\_

© 2022 RYAN A+E, INC.

**DRAWN BY** \_\_\_\_\_ **CHECKED BY** \_\_\_\_\_  
 Author \_\_\_\_\_ Checker \_\_\_\_\_  
**JOB NO.** \_\_\_\_\_ **DATE** \_\_\_\_\_  
 701-368 \_\_\_\_\_ 2023.02.03

**ISSUE RECORD**  

| ISSUE # | DATE | DESCRIPTION |
|---------|------|-------------|
|         |      |             |



**CD SET**  
 2023.02.06

**MATERIAL ID**

**G102**

0 1" = 1'-0" VERIFY SHEET SCALE HERE

| SECTION NUMBER | SECTION NAME                          | MATERIAL ID                                                  | REVIT DESCRIPTION                                                                                                                                                                                                                                                                                                                                                                                                                                                                                    |
|----------------|---------------------------------------|--------------------------------------------------------------|------------------------------------------------------------------------------------------------------------------------------------------------------------------------------------------------------------------------------------------------------------------------------------------------------------------------------------------------------------------------------------------------------------------------------------------------------------------------------------------------------|
| <b>092216</b>  | <b>NON-STRUCTURAL METAL FRAMING</b>   |                                                              |                                                                                                                                                                                                                                                                                                                                                                                                                                                                                                      |
|                |                                       | <b>MTL STUD</b><br>MTL STUD-01<br>MTL STUD-02                | <b>Interior Metal Studs</b><br>Non-structural metal framing - interior studs - non-load bearing, 20 ga.<br>Non-structural metal framing - interior studs - shaftwall, C-H profile unless otherwise indicated                                                                                                                                                                                                                                                                                         |
|                |                                       | <b>MET FURG</b><br>MTL FURG-01<br>MTL FURG-02<br>MTL FURG-03 | <b>Metal Furring</b><br>Non-structural metal framing - furring - hat channels<br>Non-structural metal framing - furring - z-furring<br>Non-structural metal framing - furring - resilient channels                                                                                                                                                                                                                                                                                                   |
| <b>092900</b>  | <b>GYPSTUM BOARD</b>                  |                                                              |                                                                                                                                                                                                                                                                                                                                                                                                                                                                                                      |
|                |                                       | <b>GYB</b><br>GYP BD-01<br>GYP BD-04                         | <b>(01 Series) Fire Rated Core</b><br>Gypsum board - fire rated core - type X<br>Gypsum board - fire rated core - moisture resistant                                                                                                                                                                                                                                                                                                                                                                 |
|                |                                       | <b>GYB BD-26</b>                                             | <b>(20 Series) Special Wallboard</b><br>Gypsum board - special wallboard, liner panel                                                                                                                                                                                                                                                                                                                                                                                                                |
|                |                                       | <b>GYB BD-31</b>                                             | <b>(30 Series) Tile Backer Board</b><br>Gypsum board - tile backer board - glass mat faced tile backer                                                                                                                                                                                                                                                                                                                                                                                               |
|                |                                       | <b>GYP TR</b><br>GYP TR                                      | <b>Suspended Ceiling Perimeter Trim</b><br>Gypsum board trim - ceiling perimeter trim - See Interior Finish Legend for Basis of Design (i.e. axiom classic or knife trim, size, finish)                                                                                                                                                                                                                                                                                                              |
| <b>093000</b>  | <b>TILING</b>                         |                                                              |                                                                                                                                                                                                                                                                                                                                                                                                                                                                                                      |
|                |                                       | <b>CT</b><br>CT                                              | <b>Ceramic Tile</b><br>Tiling - ceramic - See Interior Material Legend for Basis of Design products                                                                                                                                                                                                                                                                                                                                                                                                  |
|                |                                       | <b>MT</b>                                                    | <b>Metal Trim</b> - See Interior Material Legend for Basis of Design products                                                                                                                                                                                                                                                                                                                                                                                                                        |
| <b>095113</b>  | <b>ACOUSTICAL CEILINGS</b>            |                                                              |                                                                                                                                                                                                                                                                                                                                                                                                                                                                                                      |
|                |                                       | <b>ACT</b><br>ACT                                            | <b>Acoustical Ceiling Tile</b><br>Acoustic ceiling tile - See Interior Material Legend for Basis of Design products                                                                                                                                                                                                                                                                                                                                                                                  |
|                |                                       | <b>ACT TR</b><br>ACT TR                                      | <b>Suspended Ceiling Perimeter Trim</b><br>Acoustical ceiling tile trim - perimeter trim - See Interior Finish Legend for Basis of Design (i.e. axiom classic or knife trim, size, finish)                                                                                                                                                                                                                                                                                                           |
| <b>096100</b>  | <b>FLOORING TREATMENT</b>             |                                                              |                                                                                                                                                                                                                                                                                                                                                                                                                                                                                                      |
|                |                                       | <b>CS</b>                                                    | <b>Concrete Sealers</b><br><b>(10 Series) Penetrating Type Sealers</b><br>Penetrating - water-based oligomeric siloxane/silane sealer                                                                                                                                                                                                                                                                                                                                                                |
|                |                                       | <b>CS-11</b>                                                 |                                                                                                                                                                                                                                                                                                                                                                                                                                                                                                      |
|                |                                       | <b>CS-22</b>                                                 | <b>(20 Series) Film-Forming Sealers</b><br>Film-forming - water-based low VOC acrylic sealer for concrete                                                                                                                                                                                                                                                                                                                                                                                            |
| <b>096513</b>  | <b>RESILIENT BASE AND ACCESSORIES</b> |                                                              |                                                                                                                                                                                                                                                                                                                                                                                                                                                                                                      |
|                |                                       | <b>RB</b><br>RB                                              | <b>Resilient Base</b><br>Resilient flooring - rubber base (covered) (straight) - See Interior Material Legend for Basis of Design products                                                                                                                                                                                                                                                                                                                                                           |
|                |                                       | <b>RFA</b><br>RSA                                            | <b>Resilient Flooring Accessories</b><br>Resilient flooring - accessories - integrated stair tread and riser - See Interior Material Legend for Basis of Design products                                                                                                                                                                                                                                                                                                                             |
|                |                                       | <b>TS</b><br>TS                                              | <b>Transition Strips</b><br>Resilient flooring - transition strips - See Interior Material Legend for Basis of Design products                                                                                                                                                                                                                                                                                                                                                                       |
| <b>096516</b>  | <b>RESILIENT SHEET FLOORING</b>       |                                                              |                                                                                                                                                                                                                                                                                                                                                                                                                                                                                                      |
|                |                                       | <b>RSF</b><br>RSF                                            | <b>(01-Series) Resilient Sheet Flooring</b><br>Resilient flooring - resilient sheet flooring - See Interior Material Legend for Basis of Design products                                                                                                                                                                                                                                                                                                                                             |
|                |                                       | <b>TS</b><br>TS                                              | <b>Transition Strips</b><br>Resilient flooring - transition strips - See Interior Material Legend for Basis of Design products                                                                                                                                                                                                                                                                                                                                                                       |
| <b>096800</b>  | <b>CARPETING</b>                      |                                                              |                                                                                                                                                                                                                                                                                                                                                                                                                                                                                                      |
|                |                                       | <b>CPT</b><br>CPT                                            | <b>Carpet Tile</b><br>Carpeting - carpet tile - See Interior Material Legend for Basis of Design products                                                                                                                                                                                                                                                                                                                                                                                            |
| <b>099410</b>  | <b>Architectural Film</b>             |                                                              |                                                                                                                                                                                                                                                                                                                                                                                                                                                                                                      |
|                |                                       | <b>AF</b><br>AF-1                                            | <b>Architectural Film</b><br>Architectural Film - See Interior Material Legend for Basis of Design products                                                                                                                                                                                                                                                                                                                                                                                          |
| <b>097200</b>  | <b>WALL COVERINGS</b>                 |                                                              |                                                                                                                                                                                                                                                                                                                                                                                                                                                                                                      |
|                |                                       | <b>WC</b><br>WC                                              | <b>Wall Coverings</b><br>Wall coverings - See Interior Material Legend for Basis of Design products                                                                                                                                                                                                                                                                                                                                                                                                  |
| <b>099100</b>  | <b>PAINTING</b>                       |                                                              |                                                                                                                                                                                                                                                                                                                                                                                                                                                                                                      |
|                |                                       | <b>PT</b><br>PT                                              | <b>(01 Series) Interior Paint Colors</b><br>Paint - interior - See Interior Material Legend for Basis of Design products                                                                                                                                                                                                                                                                                                                                                                             |
|                |                                       | <b>PTE</b><br>PTE                                            | <b>Interior Paint Colors (Epoxy)</b><br>Paint - interior - See Interior Material Legend for Basis of Design products                                                                                                                                                                                                                                                                                                                                                                                 |
|                |                                       | <b>PT-51</b><br><b>PT-52</b><br><b>PT-53</b><br><b>PT-54</b> | <b>(50 Series) Exterior Paint Colors</b><br>Paint - exterior - Sherwin Williams, First Star SW7646, Concrete and CMU - Flat, HM Doors and Frames - Semi-Gloss)<br>Paint - exterior - Sherwin Williams, Terra Brun SW6048, Concrete and CMU - Flat, HM Doors and Frames - Semi-Gloss)<br>Paint - exterior - Sherwin Williams, TBD, Concrete and CMU - Flat, HM Doors and Frames - Semi-Gloss)<br>Paint - exterior - Sherwin Williams, TBD, Concrete and CMU - Flat, HM Doors and Frames - Semi-Gloss) |
| <b>099600</b>  | <b>HIGH PERFORMANCE COATING</b>       |                                                              |                                                                                                                                                                                                                                                                                                                                                                                                                                                                                                      |
|                |                                       | <b>HPC</b><br>HPC-01                                         | <b>High performance coating</b><br>High performance coating - (mfr, color, sheen)                                                                                                                                                                                                                                                                                                                                                                                                                    |
| <b>101400</b>  | <b>SIGNAGE</b>                        |                                                              |                                                                                                                                                                                                                                                                                                                                                                                                                                                                                                      |
|                |                                       |                                                              | <b>Exterior lettering</b>                                                                                                                                                                                                                                                                                                                                                                                                                                                                            |
| <b>102113</b>  | <b>TOILET COMPARTMENTS</b>            |                                                              |                                                                                                                                                                                                                                                                                                                                                                                                                                                                                                      |
|                |                                       | <b>TCOMP</b><br>TCOMP-04                                     | <b>(01 Series) Metal Toilet Compartments</b><br>Toilet compartments - metal - floor mounted, stainless steel                                                                                                                                                                                                                                                                                                                                                                                         |
|                |                                       | <b>URNSC-02</b>                                              | <b>(01 Series) Urinal Screens</b><br>Urinal Screen - metal - wall mtd, stainless steel                                                                                                                                                                                                                                                                                                                                                                                                               |
| <b>102600</b>  | <b>WALL PROTECTION</b>                |                                                              |                                                                                                                                                                                                                                                                                                                                                                                                                                                                                                      |
|                |                                       | <b>CG</b><br>CG<br>CG                                        | <b>Corner Guards</b><br>Wall protection - corner guards - Acrovyn type 90 or end wall, 2 inch legs surf mtd - See Interior Material Legend<br>Wall protection - corner guards - stainless steel, 90-degree, surf mtd - See Interior Material Legend for Basis of Design products                                                                                                                                                                                                                     |
|                |                                       | <b>WG</b><br>WG                                              | <b>Wall Guards</b><br>Wall protection - wall guards - 0.060 inch thick Acrovyn type - See Interior Material Legend for Basis of Design products                                                                                                                                                                                                                                                                                                                                                      |

| SECTION NUMBER                             | SECTION NAME                            | MATERIAL ID            | REVIT DESCRIPTION                                                                                                                                                                    |
|--------------------------------------------|-----------------------------------------|------------------------|--------------------------------------------------------------------------------------------------------------------------------------------------------------------------------------|
| <b>102800</b>                              | <b>TOILET AND BATH ACCESSORIES</b>      |                        |                                                                                                                                                                                      |
|                                            |                                         | <b>GB</b><br>GB-01     | <b>Grab Bars</b><br>Toilet and bath accessories - grab bar                                                                                                                           |
|                                            |                                         | <b>TPH</b><br>TD-01    | <b>Toilet Tissue Dispensers</b><br>Toilet and bath accessories - toilet tissue dispensers - roll                                                                                     |
|                                            |                                         | <b>PTC</b><br>PTC-01   | <b>Paper Towel Cabinets</b><br>Toilet and bath accessories - paper towel cabinets - folded dispenser                                                                                 |
|                                            |                                         | <b>WR</b><br>WR-01     | <b>Waste Receptacles</b><br>Toilet and bath accessories - waste receptacle                                                                                                           |
|                                            |                                         | <b>SDSP</b><br>SD-01   | <b>Soap Dispensers</b><br>Toilet and bath accessories - soap dispensers - multipurpose soap and towel                                                                                |
|                                            |                                         | <b>SNV</b>             | <b>Sanitary Napkin Vendor</b>                                                                                                                                                        |
|                                            |                                         | <b>SND</b><br>SND-01   | <b>Sanitary-Napkin Disposal</b><br>Toilet and bath accessories - sanitary napkin disposal - surface mounted                                                                          |
|                                            |                                         | <b>TSC</b>             | <b>Toilet Seat Cover Dispensers</b>                                                                                                                                                  |
|                                            |                                         | <b>MIR</b><br>MIR-01   | <b>Framed Mirrors</b><br>Toilet and bath accessories - framed mirror unit                                                                                                            |
|                                            |                                         | <b>RH</b><br>RH-02     | <b>Robe Hooks</b><br>Toilet and bath accessories - robe hook, double prong                                                                                                           |
|                                            |                                         | <b>DCS</b><br>DCS-01   | <b>Diaper Changing Stations</b><br>Toilet and bath accessories - diaper-changing station                                                                                             |
|                                            |                                         | <b>US</b><br>US-01     | <b>Utility Shelf</b><br>Toilet and bath accessories - utility shelf                                                                                                                  |
|                                            |                                         | <b>MBR</b><br>MBH-02   | <b>Mop and Broom Holder</b><br>Toilet and bath accessories - mop and broom holder - combo with utility shelf and rag hooks                                                           |
| <b>104116</b>                              | <b>EMERGENCY KEY CABINETS</b>           |                        |                                                                                                                                                                                      |
|                                            |                                         | <b>KNOX</b><br>KNOX-01 | <b>Emergency Key Cabinets</b><br>Fire Department lock box                                                                                                                            |
| <b>104413</b>                              | <b>FIRE PROTECTION CABINETS</b>         |                        |                                                                                                                                                                                      |
|                                            |                                         | <b>FEC</b><br>FEC-03   | <b>Fire Extinguisher Cabinets</b><br>Fire protection specialties - extinguisher cabinets - recessed mounted                                                                          |
|                                            |                                         | <b>FHC</b><br>FHC-01   | <b>Fire Valve Cabinets</b><br>Fire protection specialties - fire hose cabinets - surface mounted                                                                                     |
| <b>104416</b>                              | <b>FIRE EXTINGUISHERS</b>               |                        |                                                                                                                                                                                      |
|                                            |                                         | <b>FE</b><br>FE-01     | <b>Fire Extinguishers</b><br>Fire protection specialties - extinguishers - regular dry-chemical type in steel container                                                              |
| <b>105523</b>                              | <b>MAILBOXES</b>                        |                        |                                                                                                                                                                                      |
|                                            |                                         | <b>MBX</b><br>MBX      | <b>MAILBOX</b><br>Mailbox                                                                                                                                                            |
| <b>107316</b>                              | <b>CANOPIES</b>                         |                        |                                                                                                                                                                                      |
|                                            |                                         | <b>CNPY</b><br>CNPY-01 | <b>Manufactured Canopies</b><br>Extruded aluminum overhead hanger rod supported canopies; PVDF finish (i.e. Mapes type)                                                              |
| <b>122400</b>                              | <b>WINDOW SHADES</b>                    |                        |                                                                                                                                                                                      |
|                                            |                                         | <b>WT</b>              | <b>(20 Series) Roller Window Shades</b><br>Window treatments - roller window shades - motor-operated with single rollers - See Interior Material Legend for Basis of Design products |
| <b>123660</b>                              | <b>SOLID SURFACE COUNTERS AND SILLS</b> |                        |                                                                                                                                                                                      |
|                                            |                                         | <b>SSF</b><br>SSF      | <b>Solid Surface Countertops</b><br>Countertops and sills - solid surface (mfr, product, thickness, color) - See Interior Material Legend for Basis of Design products               |
| <b>123661</b>                              | <b>SIMULATED STONE COUNTERTOPS</b>      |                        |                                                                                                                                                                                      |
|                                            |                                         | <b>QTZ</b><br>QTZ      | <b>Quartz Surfacing</b><br>Countertops - quartz surface - See Interior Material Legend for Basis of Design products                                                                  |
| <b>END OF MATERIAL IDENTIFICATION LIST</b> |                                         |                        |                                                                                                                                                                                      |




**RYAN A+E, INC.**  
3900 E. Camelback Road  
Suite 100  
Phoenix, AZ 85018  
602-322-6100 tel  
602-322-6300 fax

**WWW.RYANCOMPANIES.COM**

**OWNER**  
**RYAN A+E, INC.**  
3900 E. Camelback Road  
Suite 100  
Phoenix, AZ 85018  
602-322-6100 tel  
602-322-6300 fax

**CONSULTANTS**



**KEY PLAN**

**PROJECT INFORMATION**

**ONE SCOTTSDALE MEDICAL**

20159 N Scottsdale Rd  
Scottsdale, AZ 85255

I hereby certify that this plan, specification, or report was prepared by me or under my direct supervision and that I am a duly Registered Architect under the laws of the State of Arizona

Name \_\_\_\_\_

**REGISTRATION NO.** \_\_\_\_\_ **DATE** \_\_\_\_\_  
Number \_\_\_\_\_ Date \_\_\_\_\_

© 2022 RYAN A+E, INC.

**DRAWN BY** \_\_\_\_\_ **CHECKED BY** \_\_\_\_\_  
Author \_\_\_\_\_ Checker \_\_\_\_\_  
**JOB NO.** \_\_\_\_\_ **DATE** \_\_\_\_\_  
701-368 \_\_\_\_\_ 2023.02.03

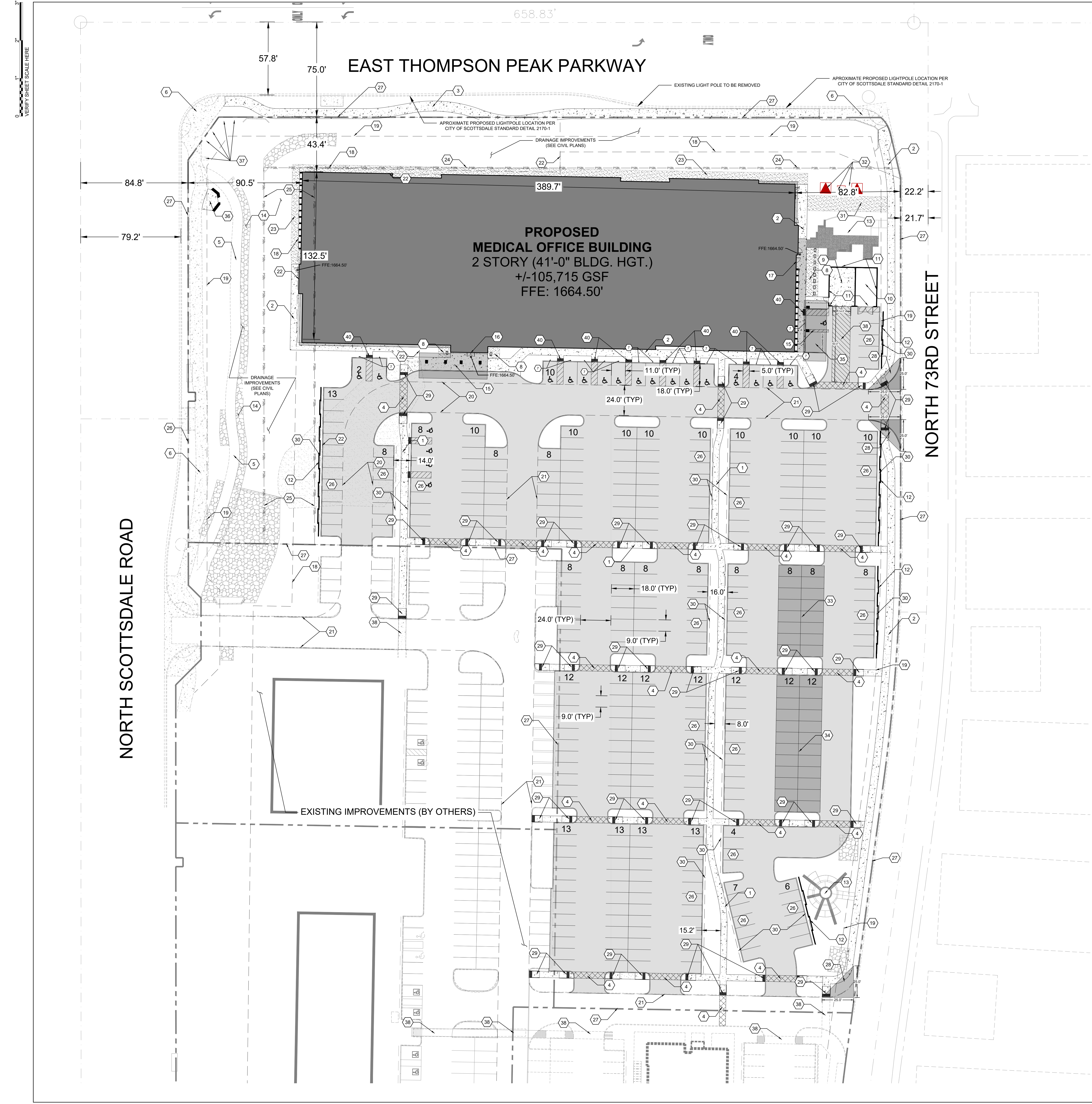
| ISSUE RECORD |      |             |
|--------------|------|-------------|
| ISSUE #      | DATE | DESCRIPTION |
|              |      |             |



**CD SET**  
2023.02.06

**MATERIAL ID**

**G103**



**SITE DATA**

**BUILDING:**  
 FOOTPRINT (GROSS): ±52,000 SF  
 SECOND STORY (GROSS): ±53,000 SF  
 TOTAL: ±105,000 SF  
 MAX HEIGHT: ±42 FT

**BUILDING USES:**  
 1ST FLOOR: SPEC ±52,000 SF  
 MOB: ±52,000 SF  
 2ND FLOOR: BTS ±32,500 SF  
 MOB: ±32,500 SF  
 RESIDENTIAL HEALTH CARE FACILITY: ±20,500 SF  
 48 BEDS

**PARKING:**  
 TOTAL PROV: 373 STALLS  
 ADA (5.6%): 21 STALLS

**TOTAL REQ:**  
 372 STALLS  
 1ST FLOOR (1/250 SF): 208 STALLS  
 2ND FLOOR: 164 STALLS  
 MOB (1/250): 130 STALLS  
 RHCF (7/BED): 34 STALLS

**ADA REQUIRED (4%):**  
 21 STALLS  
 MOB (4%): 14 STALLS  
 RHCF (0.7/BED): 7 STALLS

**BIKE STALLS PROV:** 38 LOCATIONS  
**BIKE STALLS REQ (1/10):** 38 LOCATIONS

**SITE INFORMATION:**  
 SIZE: ±8.70 ACRES  
 GROSS: ±379,120 SF  
 NET: ±6.52 ACRES  
 ±283,980 SF  
 215-05-302  
 APN: PRC PCD  
 ZONING: MOB  
 PROPOSED USE: MOB

**PROJECT CONTACTS**

**ARCHITECT:**  
 RYAN A+E, INC.  
 3900 E. Camelback Rd, Suite 100  
 Phoenix, AZ 85018  
 PHONE: (602) 322-6100  
 SCOTT GARVIN  
 scott.garvin@ryancompanies.com

**DEVELOPER:**  
 RYAN COMPANIES US, INC.  
 3900 E. Camelback Rd, Suite 100  
 Phoenix, AZ 85018  
 PHONE: (602) 322-6100

**REFUSE PLAN**

**REQUIRED:**  
 4 CY/FIRST 10,000 SF: 4 CY  
 4 CY/ADDITIONAL 20,000 SF: 20 CY

**TOTAL:** 24 CY

**PROVIDED:** 39 CY  
**METHOD:** HORIZONTAL COMPACTOR

**BUILDING SETBACKS**

**NORTH SCOTTSDALE ROAD:**  
 REQUIRED: 100 FT (AVERAGE)  
 PROVIDED: 119 FT (AVERAGE)

**EAST THOMPSON PEAK PARKWAY:**  
 REQUIRED: 40 FT  
 PROVIDED: 43.4 FT

**73rd STREET:**  
 REQUIRED: 0 FT  
 PROVIDED: 82.1 FT

**KEYNOTE LEGEND**

- 5' CONCRETE SIDEWALK
- 6' CONCRETE SIDEWALK
- 8' CONCRETE SIDEWALK
- SCORED CONCRETE PEDESTRIAN CROSSING
- EXISTING 8' MULTI-USE TRAIL
- EXISTING SIDEWALK
- ADA SIGN IN BOLLARD (SEE SCOTTSDALE STAN. DET. 2124)
- DOUBLE BICYCLE RACK (SEE SCOTTSDALE STAN. DET. 2265)
- TRASH COMPACTOR (40 YD)
- MECHANICAL/ELECTRICAL YARD
- 8' CMU SCREEN WALL (SEE ARCH SHEET A051)
- 3' CMU SCREEN WALL (SEE ARCH SHEET A051)
- ENHANCED OUTDOOR AMENITY SPACE
- RIP RAP
- PEDESTRIAN CANOPY
- MAIN ENTRANCE
- SECONDARY ENTRANCE
- DRAINAGE AND FLOOD CONTROL EASEMENT
- PUBLIC NON-MOTORIZED ACCESS EASEMENT
- PROPOSED EMERGENCY AND SERVICE ACCESS EASEMENT
- EXISTING EMERGENCY AND SERVICE ACCESS EASEMENT
- PROPOSED SCENIC CORRIDOR EASEMENT
- MIN 8' STABILIZED DS MAINTENANCE PATH
- 40' BUILDING SETBACK (THOMPSON PEAK)
- AVERAGE 100' MIN 60' BUILDING SETBACK (SCOTTSDALE ROAD)
- 16' AUTO STALLS
- SITE BOUNDARY
- VISIBILITY TRIANGLES
- ADA PEDESTRIAN RAMP
- 2' AUTO OVERHANG
- STABILIZED DG (ACCESS TO SES ROOM)
- PROPOSED AFS EQUIPMENT
- PROPOSED SHADE STRUCTURE
- FUTURE SHADE STRUCTURE
- PATIENT DROP OFF AND LOADING AREA
- SECONDARY OASIS AMENITY AREA
- EXISTING SIGNAL EQUIPMENT
- 14'x60' HORIZONTAL COMPACTOR LOADING AREA
- EXISTING PEDESTRIAN CROSSING
- AT-GRADE PEDESTRIAN RAMP (SEE DETAIL 01)

**OPEN SPACE/LANDSCAPING**

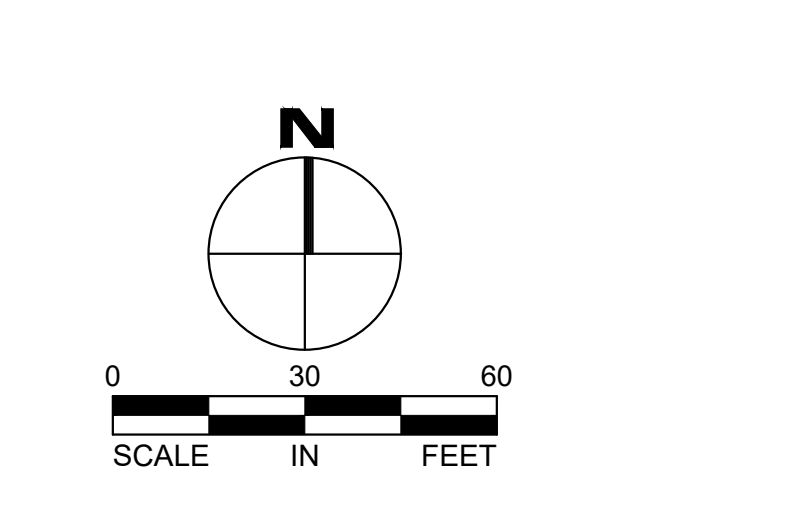
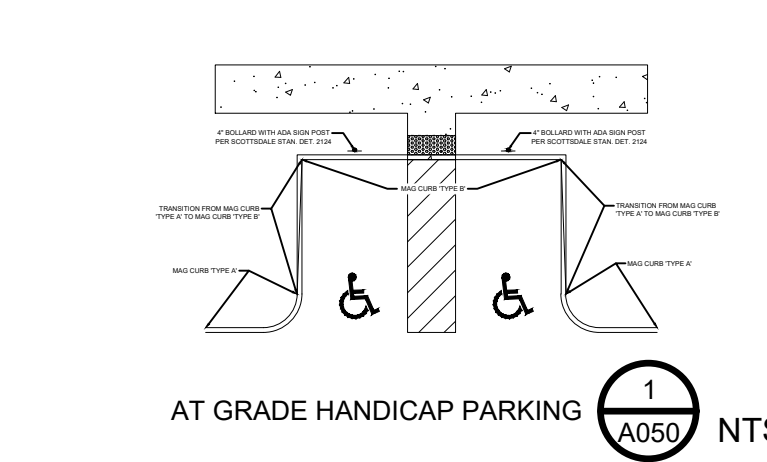
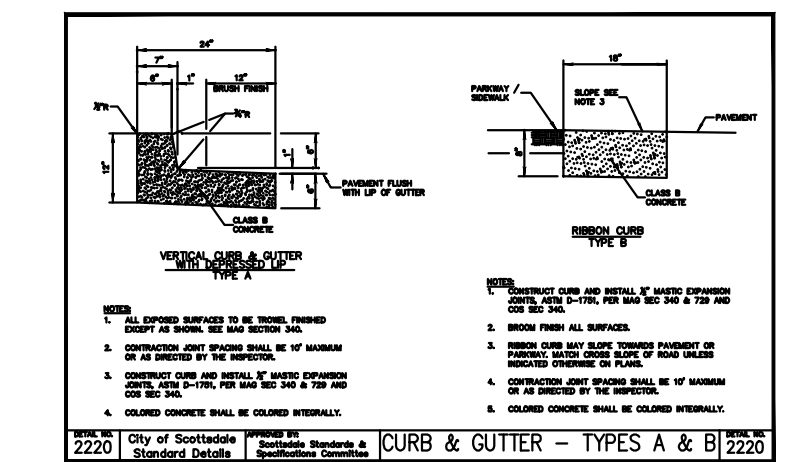
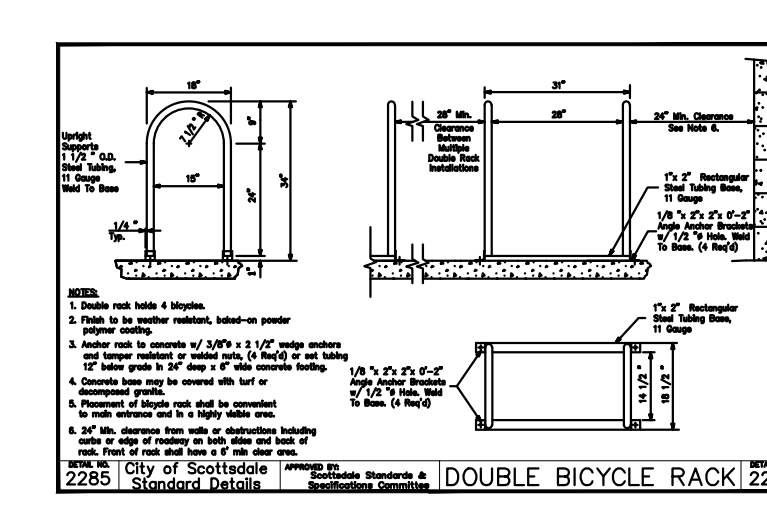
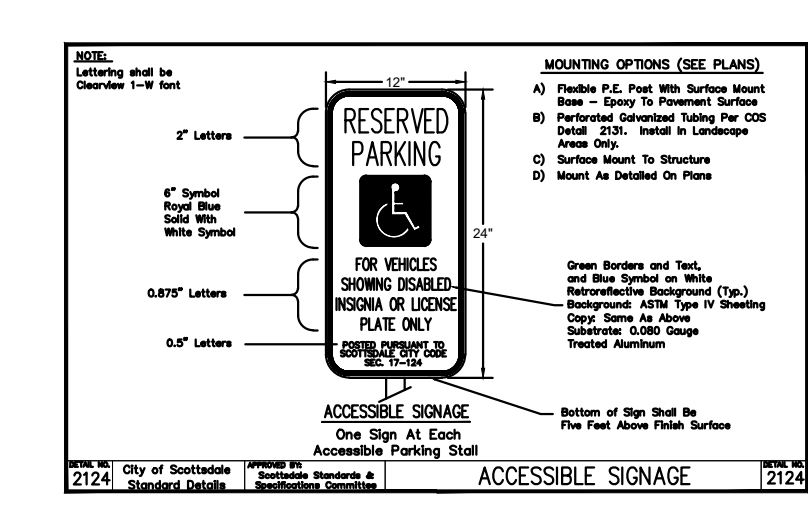
**SITE SIZE:** ±6.52 ACRES  
 ±283,980 SF

**IMPERVIOUS AREA:** ±194,783 SF  
**PERCENTAGE:** ±68.6%

**OPEN SPACE (LESS LANDSCAPE ISLANDS):** ±77,650 SF  
**PERCENTAGE:** ±27.3%

**SCENIC CORRIDOR:**  
 PROPOSED: ±45,044 SF  
 FRONTAGE: ±336 LF  
 AVERAGE SETBACK: 133 FT  
 EXISTING (APPROVED): ±38,420 SF

**PARKING LOT:** ±124,150 SF  
 LANDSCAPING REQUIRED (15%): ±18,623 SF  
 LANDSCAPE ISLANDS REQUIRED (1/3): ±6,208 SF  
 LANDSCAPING PROVIDED: ±18,966 SF  
 LANDSCAPE ISLANDS PROVIDED: ±14,101 SF





**SITE PLAN APPROVED**  
 BY THE CITY OF SCOTTSDALE PLANNING DEPARTMENT

2023.02.06  
 08/07/2023

CONSTRUCTION AND INSTALLATION SHALL BE IN ACCORDANCE WITH THIS PLAN AND ANY AND ALL DEVIATIONS WILL REQUIRE REAPPROVAL.



**OWNER:**  
 RYAN A+E, INC.  
 3900 E. Camelback Road  
 Suite 100  
 Phoenix, AZ 85018  
 602-322-6100 tel  
 602-322-6300 fax



**PROJECT INFORMATION**

**ONE SCOTTSDALE MEDICAL**

20159 N Scottsdale Rd  
 Scottsdale, AZ 85255

I hereby certify that this plan, specification, or report was prepared by me or under my direct supervision and that I am a duly Registered Architect under the laws of the State of Arizona.

**REGISTRATION NO.** \_\_\_\_\_ **DATE** \_\_\_\_\_


© 2022 RYAN A+E, INC.

**DRAWN BY:** BJP **CHECKED BY:** SG

**JOB NO.:** 701-368 **DATE:** 2023.05.30

**ISSUE RECORD**

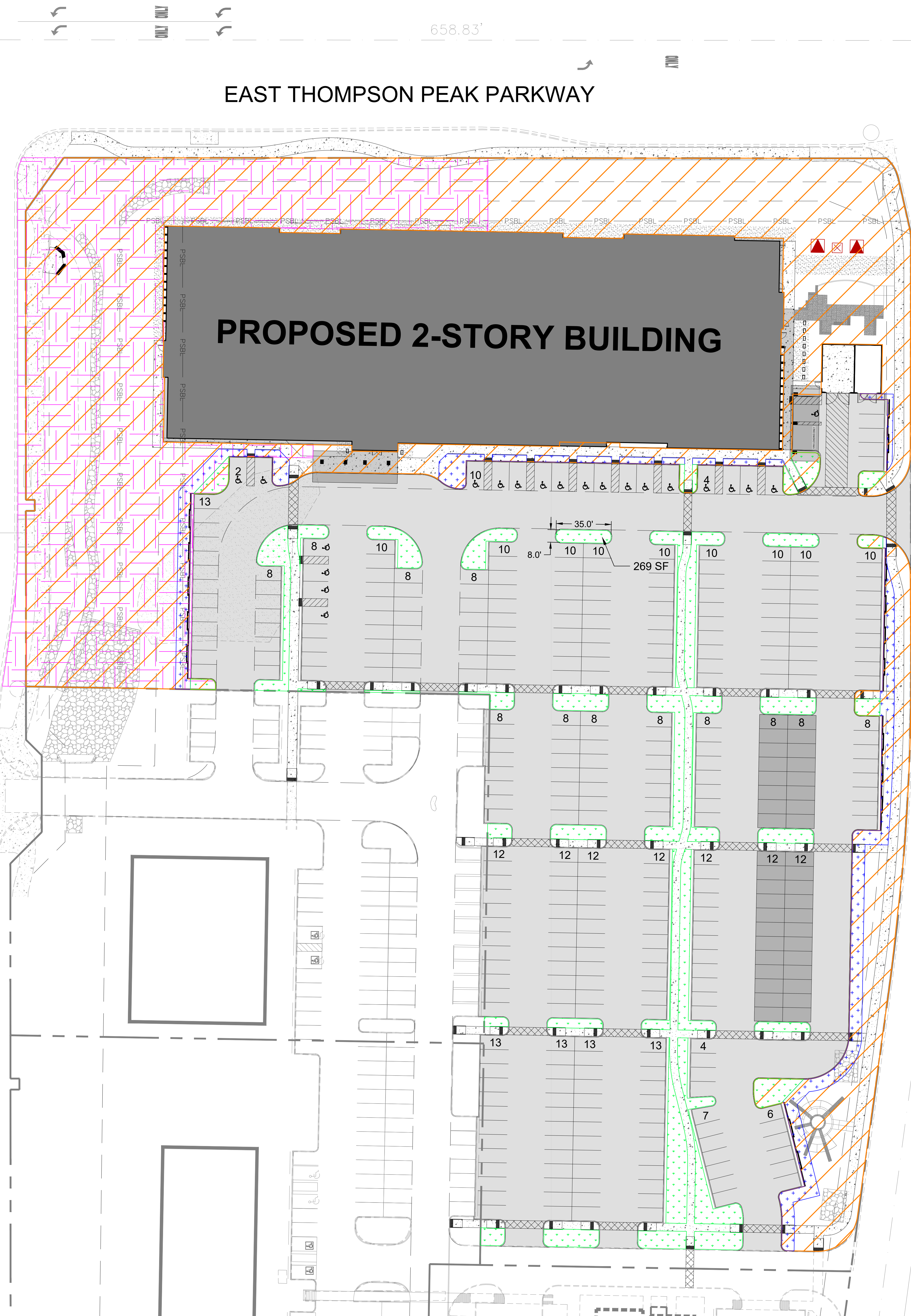
| ISSUE # | DATE       | DESCRIPTION                           |
|---------|------------|---------------------------------------|
| A       | 2023.02.06 | DD REVISIONS                          |
| 1       | 2023.03.06 | BULLETIN #1                           |
| 3       | 2023.05.30 | ASK 003 REVISED SITE PLAN AND DETAILS |



**CD SET**  
 2023.02.06

**ARCHITECTURAL SITE PLAN**

**A050**



**OPEN SPACE LEGEND**

|                                          |  |
|------------------------------------------|--|
| GENERAL OPEN SPACE - 28.9%               |  |
| PROPOSED SCENIC CORRIDOR - 15.9%         |  |
| PERIMETER PARKING LOT LANDSCAPING - 2.3% |  |
| PARKING LOT LANDSCAPE ISLANDS - 4.5%     |  |

**OPEN SPACE/LANDSCAPING**

|                                      |                            |
|--------------------------------------|----------------------------|
| SITE SIZE:                           | ±6.52 ACRES<br>±283,980 SF |
| IMPERVIOUS AREA:                     | ±194,783 SF<br>±68.6%      |
| OPEN SPACE (LESS LANDSCAPE ISLANDS): | ±80,530 SF<br>±28.4%       |
| SCENIC CORRIDOR:                     | ±45,044 SF                 |
| FRONTAGE:                            | ±338 LF                    |
| AVERAGE SETBACK:                     | 133 FT                     |
| EXISTING (APPROVED):                 | ±38,420 SF                 |
| PARKING LOT:                         | ±124,150 SF                |
| LANDSCAPING REQUIRED (15%):          | ±18,623 SF                 |
| LANDSCAPE ISLANDS REQUIRED (1/3):    | ±5,208 SF                  |
| LANDSCAPING PROVIDED:                | ±19,260 SF                 |
| LANDSCAPE ISLANDS PROVIDED:          | ±12,700 SF                 |

**RYAN**  
 RYAN A+E, INC.  
 3900 E. Camelback Road  
 Suite 100  
 Phoenix, AZ 85018  
 602-322-6100 tel  
 602-322-6300 fax  
 WWW.RYANCOMPANIES.COM

**OWNER**  
 RYAN A+E, INC.  
 3900 E. Camelback Road  
 Suite 100  
 Phoenix, AZ 85018  
 602-322-6100 tel  
 602-322-6300 fax

**CONSULTANTS**  
  
 Kraemer Consulting Engineers, PLLC  
 Mechanical & Electrical Engineers

**PK ASSOCIATES**  
 CONSULTING STRUCTURAL ENGINEERS

**PROJECT INFORMATION**  
**ONE SCOTTSDALE MEDICAL**

20159 N Scottsdale Rd  
 Scottsdale, AZ 85255

I hereby certify that this plan, specification, or report was prepared by me or under my direct supervision and that I am a duly Registered Architect under the laws of the State of Arizona.

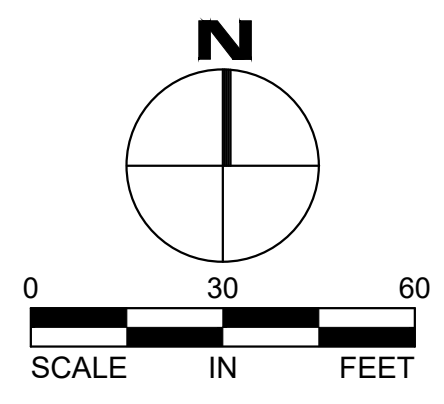
REGISTRATION NO. DATE

© 2022 RYAN A+E, INC.  
 DRAWN BY: BJP CHECKED BY: SG  
 JOB NO.: 701-368 DATE: 2023.07.14

**ISSUE RECORD**

| ISSUE # | DATE       | DESCRIPTION                           |
|---------|------------|---------------------------------------|
| A       | 2023.02.06 | DD REVISIONS                          |
| 1       | 2023.03.06 | BULLETIN #1                           |
| 3       | 2023.05.30 | ASK 003 REVISED SITE PLAN AND DETAILS |
| 4       | 2023.07.14 | CD SET                                |

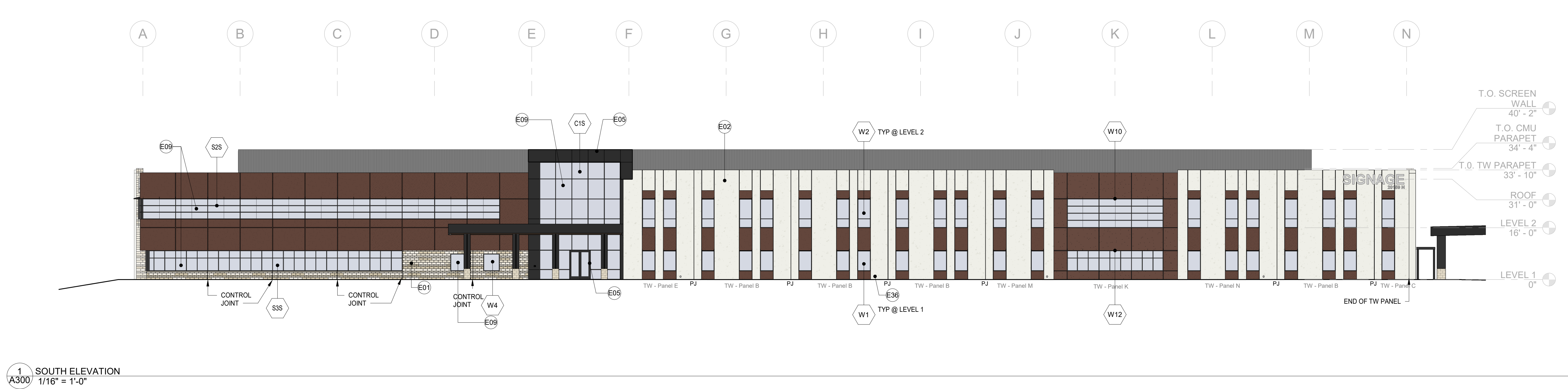
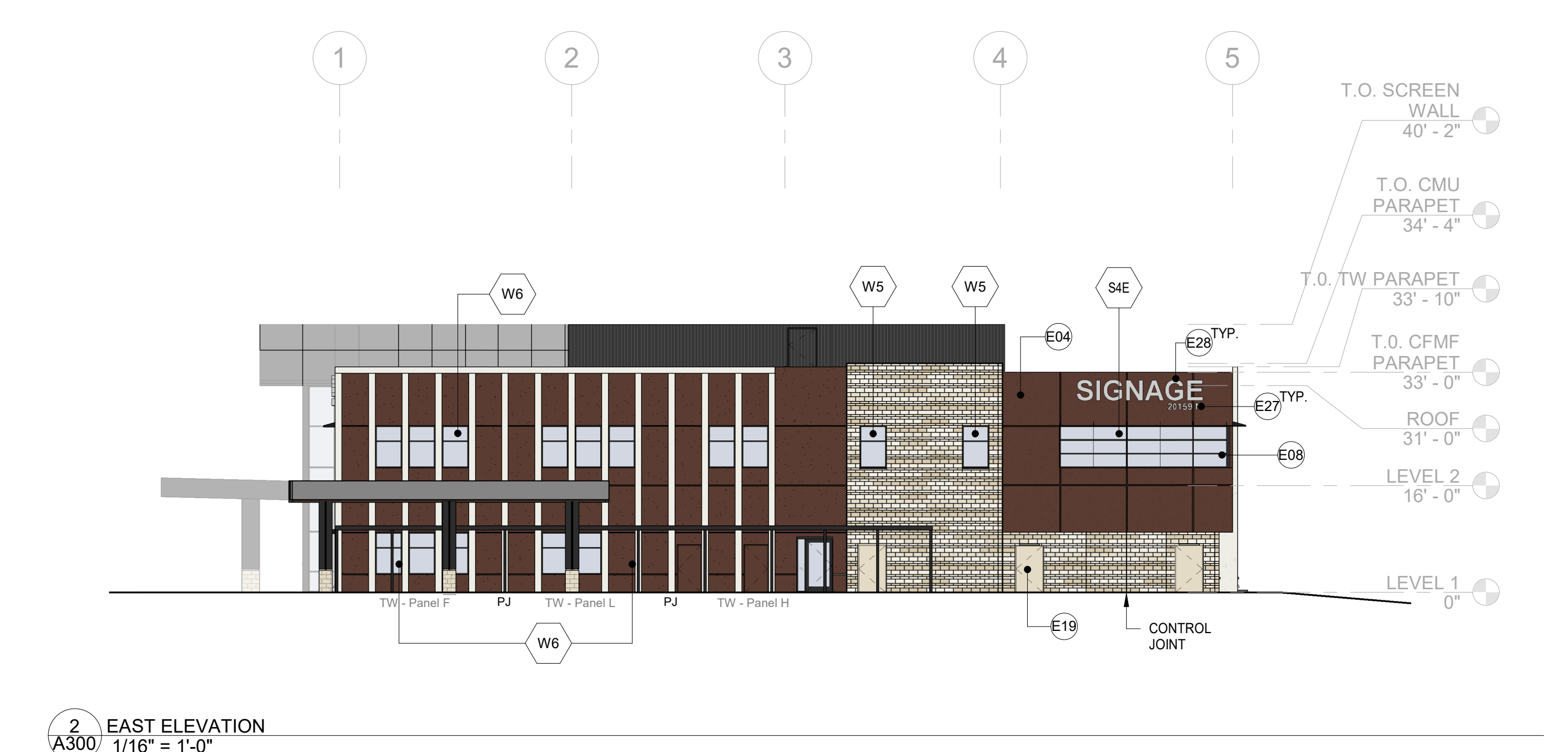
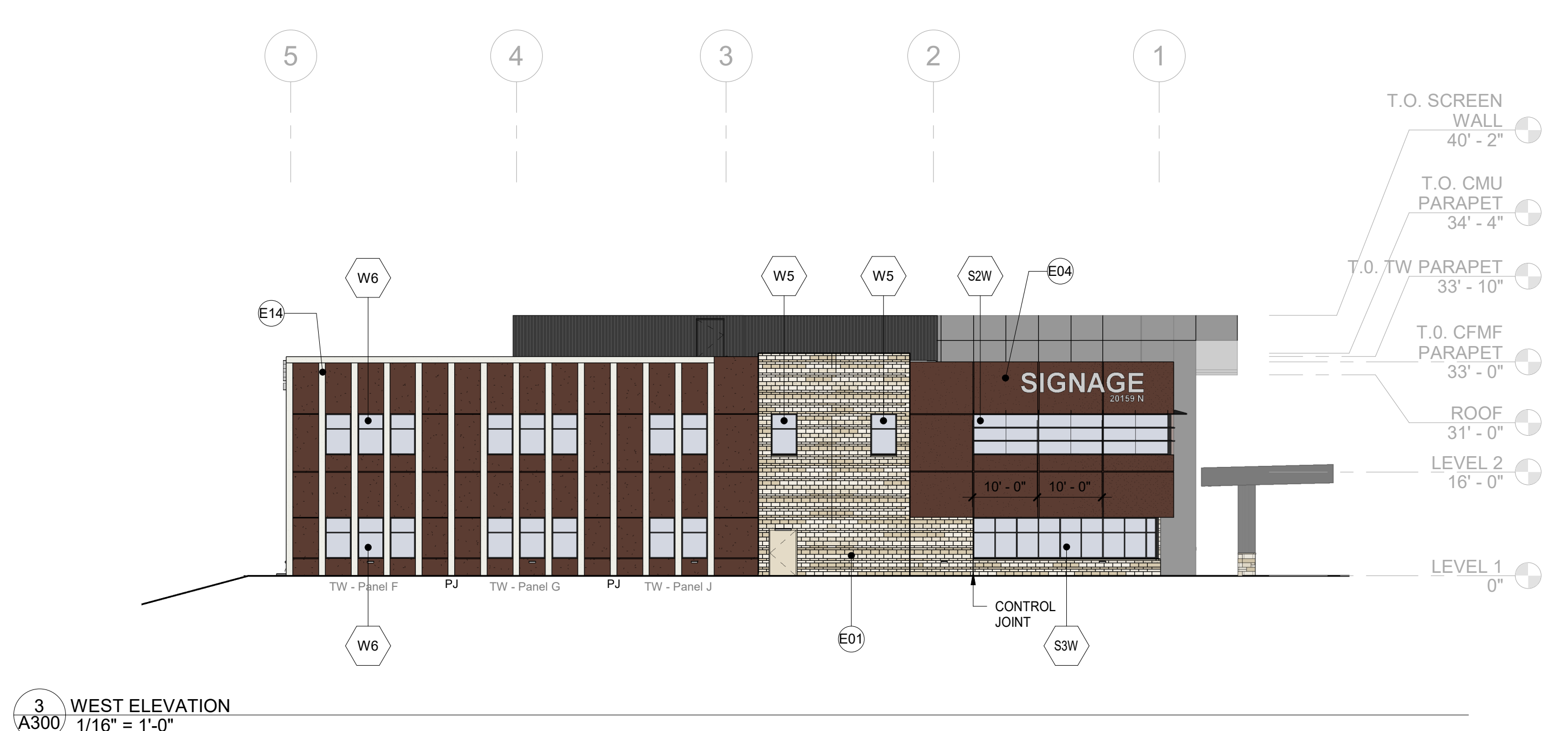
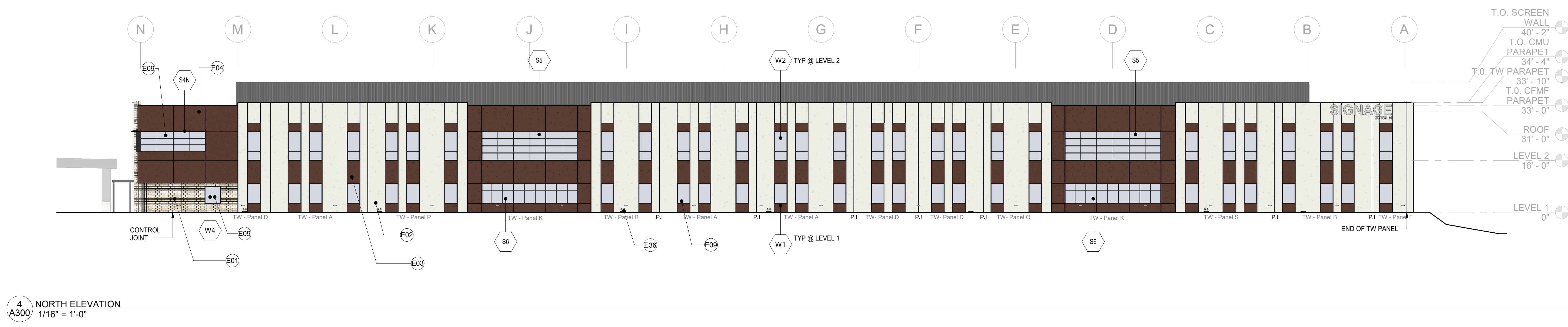
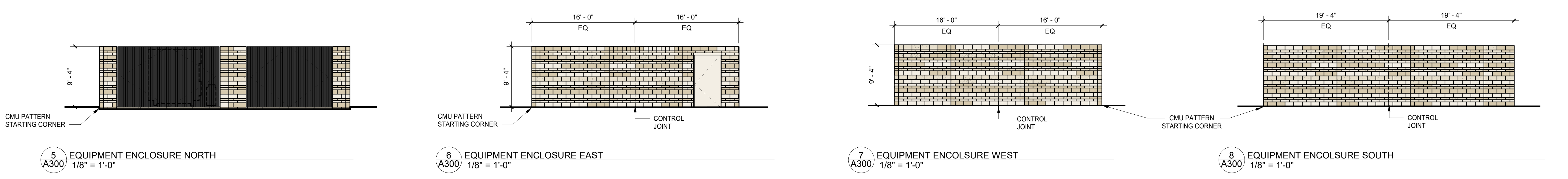
**APPROVED**  
 FINAL PLANS PLANNING  
 08/07/2023  
 DATE APPROVED BY



CD SET  
 2023.07.14  
 OPEN SPACE PLAN

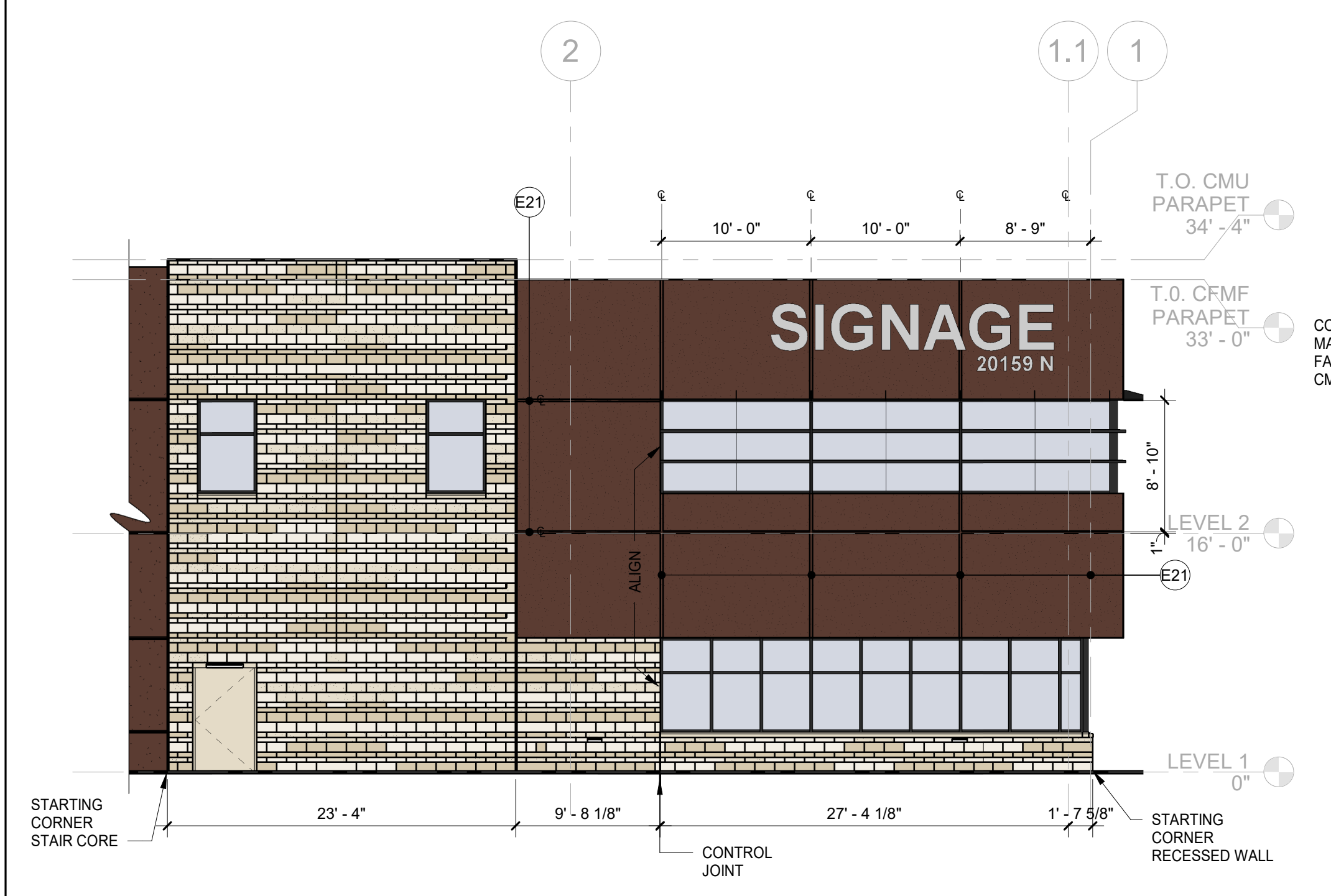
**A052**

| ELEVATION KEYNOTES |                                                                              |
|--------------------|------------------------------------------------------------------------------|
| Key Value          | Keynote Text                                                                 |
| E01                | CMU-33 PATTERN - SPLIT-FACE CMU, 3 COLORS (COLORS 1-3), 4" & 8"H.            |
| E02                | APC-05A - CONCRETE TILT-UP PANEL, PAINTED COLOR 1 TO MATCH PT-51             |
| E03                | APC-05B - CONCRETE TILT-UP PANEL, PAINTED COLOR 1 TO MATCH PT-52             |
| E04                | EIFS-1 - EIFS ON CFMF COLOR TO MATCH PT-52                                   |
| E05                | MP-1 - SMOOTH COMPOSITE METAL WALL PANEL, COLOR TO MATCH PT-53               |
| E08                | RIBBON WINDOW SYSTEM, COLOR TO MATCH PT-53; CLEAR REFLECTIVE GLAZING GL-01   |
| E09                | ALUMINUM WINDOW SYSTEM, COLOR TO MATCH PT-53; CLEAR REFLECTIVE GLAZING GL-01 |
| E14                | VERTICAL SUNSHADE - PLS-01 - CEMENT PLASTER ON CFMF, COLOR TO MATCH PT-51    |
| E19                | HOLLOW METAL DOOR, PT-54                                                     |
| E27                | BUILDING ADDRESS SIGNAGE                                                     |
| E28                | BUILDING TENANT SIGNAGE BY OTHERS                                            |
| E36                | OVERFLOW DOWNSPOUT NOZZLE                                                    |

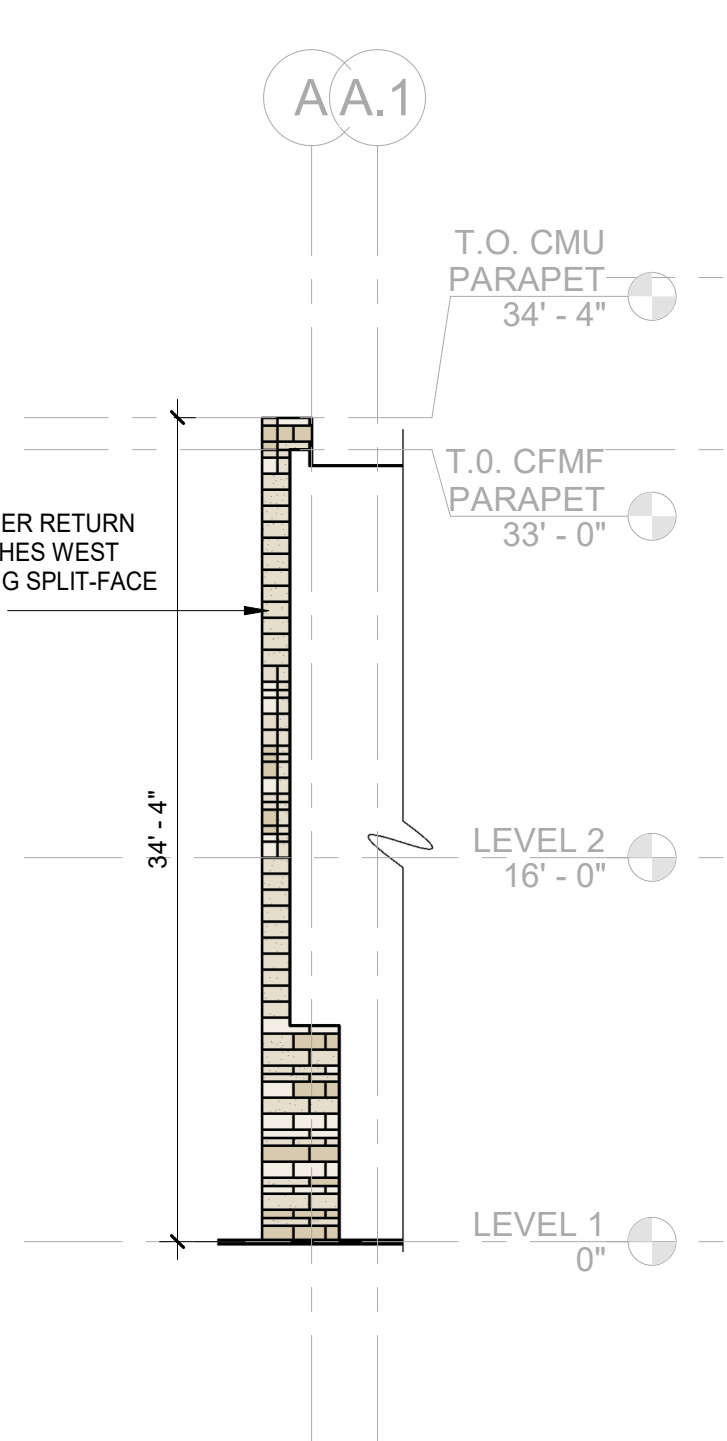


**APPROVED**  
FINAL PLANS PLANNING  
08/07/2023  
DATE APPROVED BY

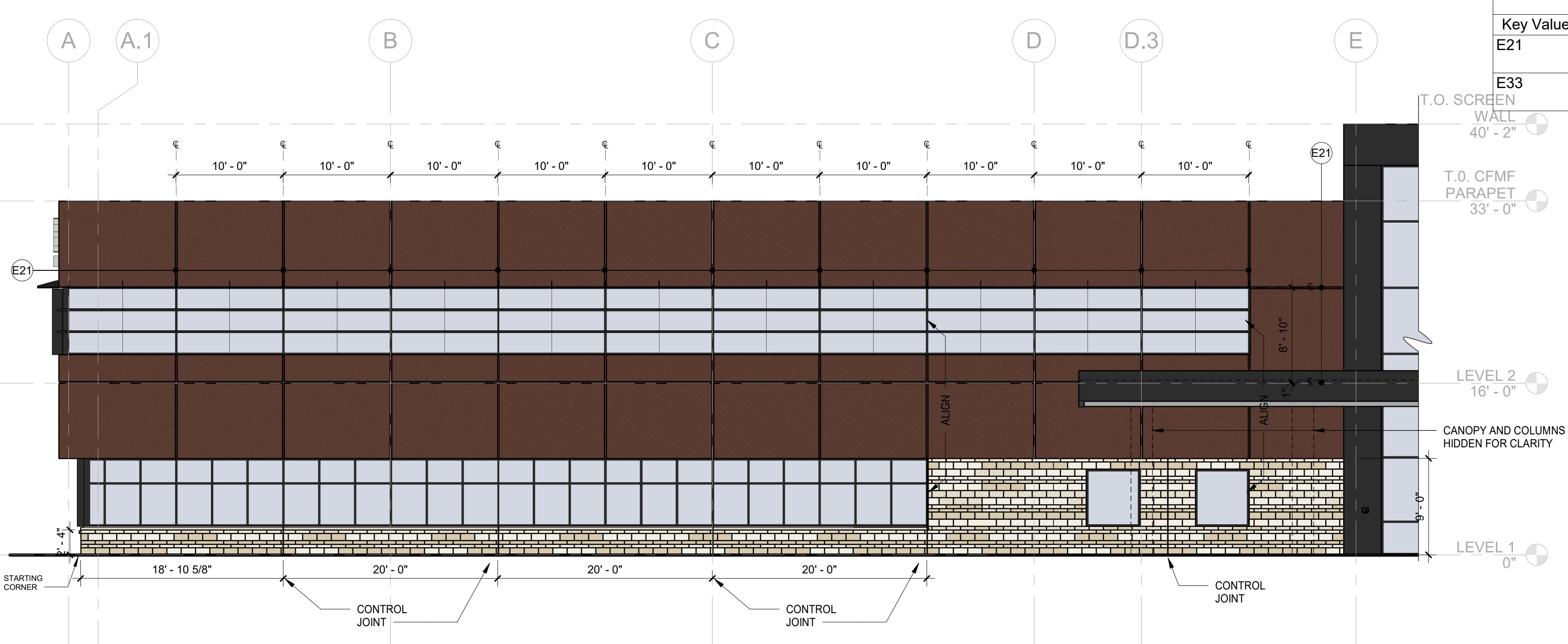
| ELEVATION KEYNOTES |                                                   |
|--------------------|---------------------------------------------------|
| Key Value          | Keynote Text                                      |
| E21                | EIFS REVEAL, SEE DETAIL 12/A501                   |
| E33                | TILT-UP CONCRETE PANEL REVEAL, SEE DETAIL 16/A505 |



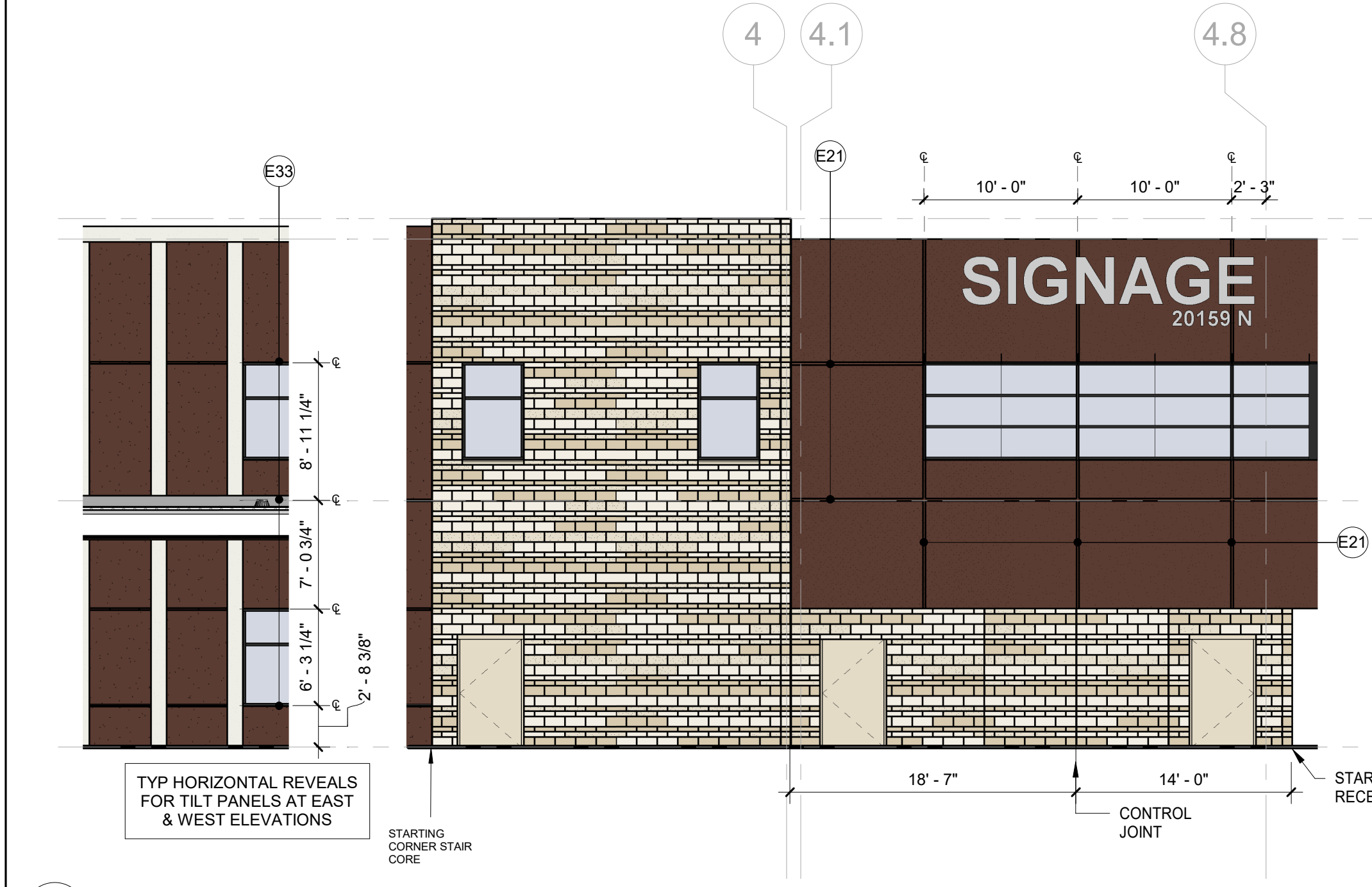
10 WEST ELEVATION - CMU WALL PATTERN & EIFS REVEALS  
 A320 1/8" = 1'-0"



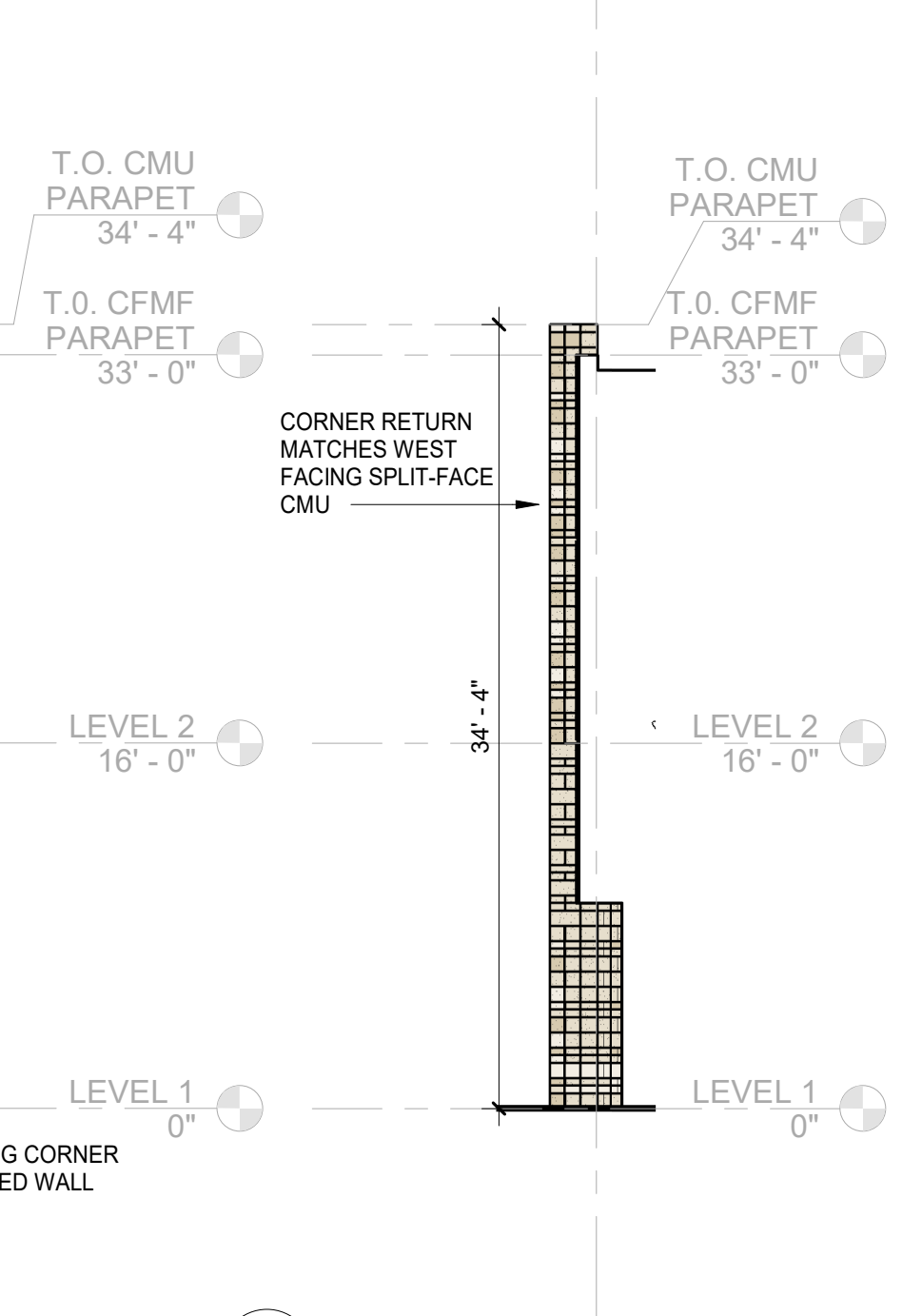
9 West CMU Core Return  
 A320 1/8" = 1'-0"



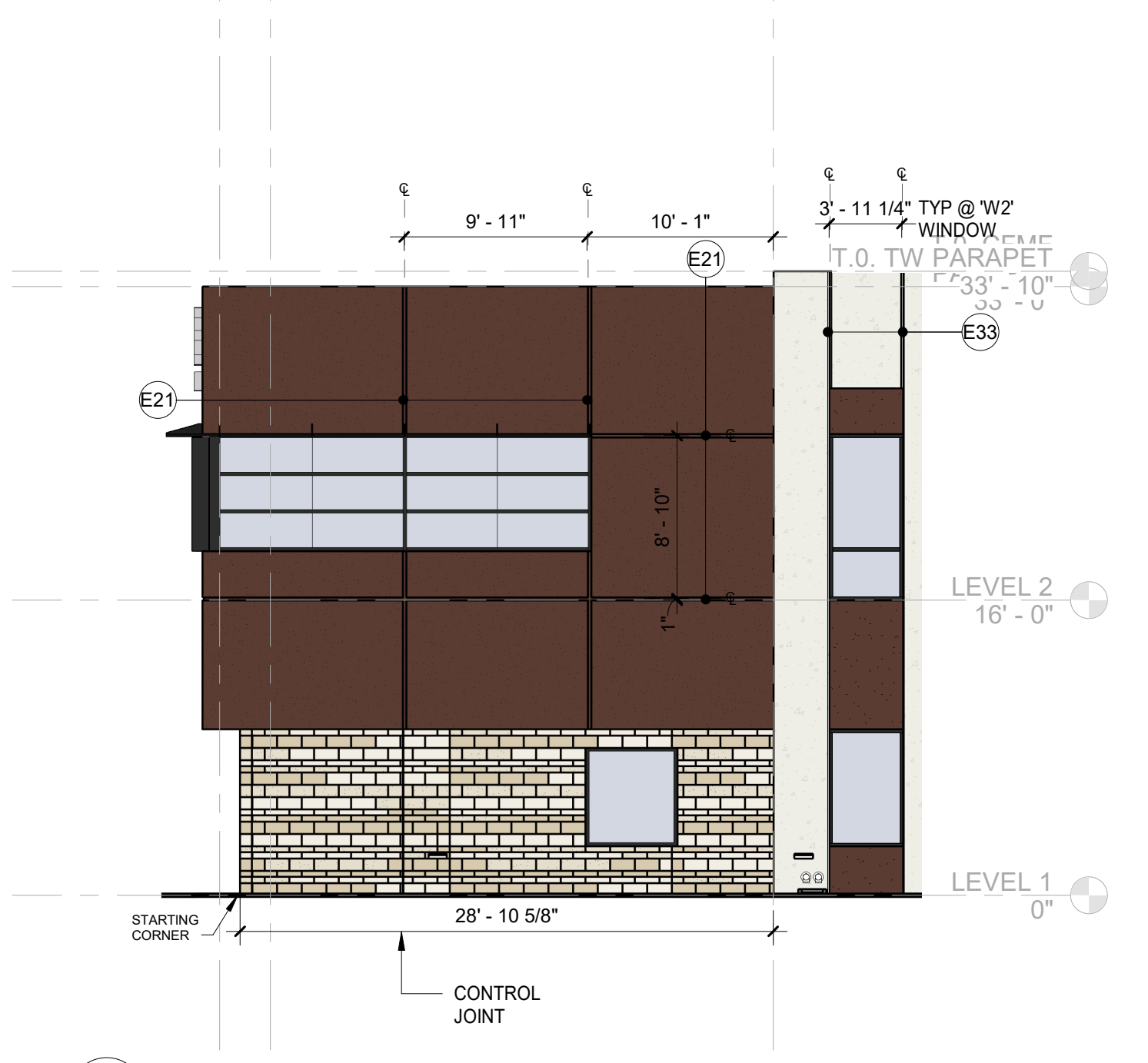
8 SOUTH ELEVATION - CMU WALL PATTERN & EIFS REVEALS  
 A320 1/8" = 1'-0"



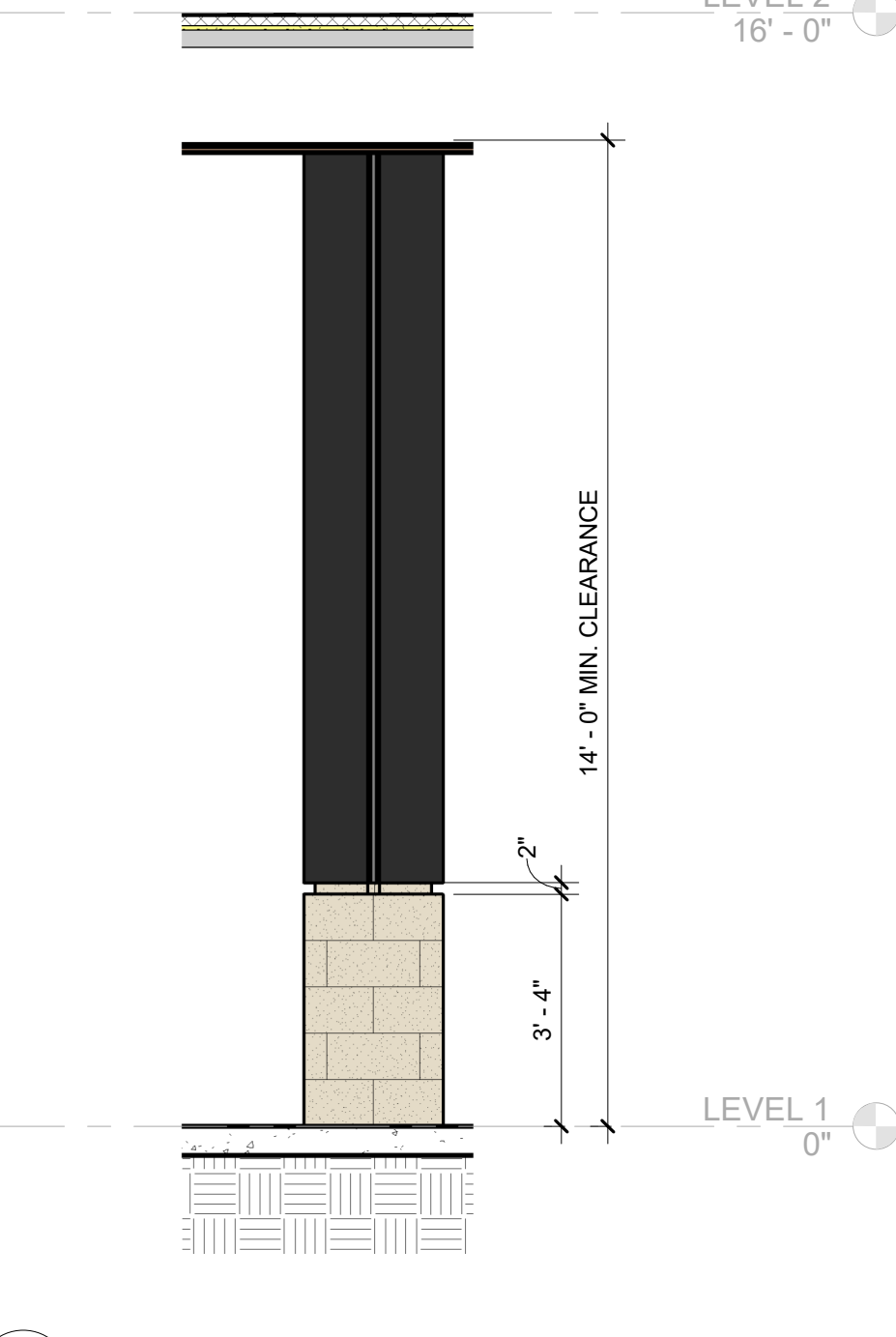
7 EAST ELEVATION - CMU WALL PATTERN & EIFS, TILT PANEL REVEALS  
 A320 1/8" = 1'-0"



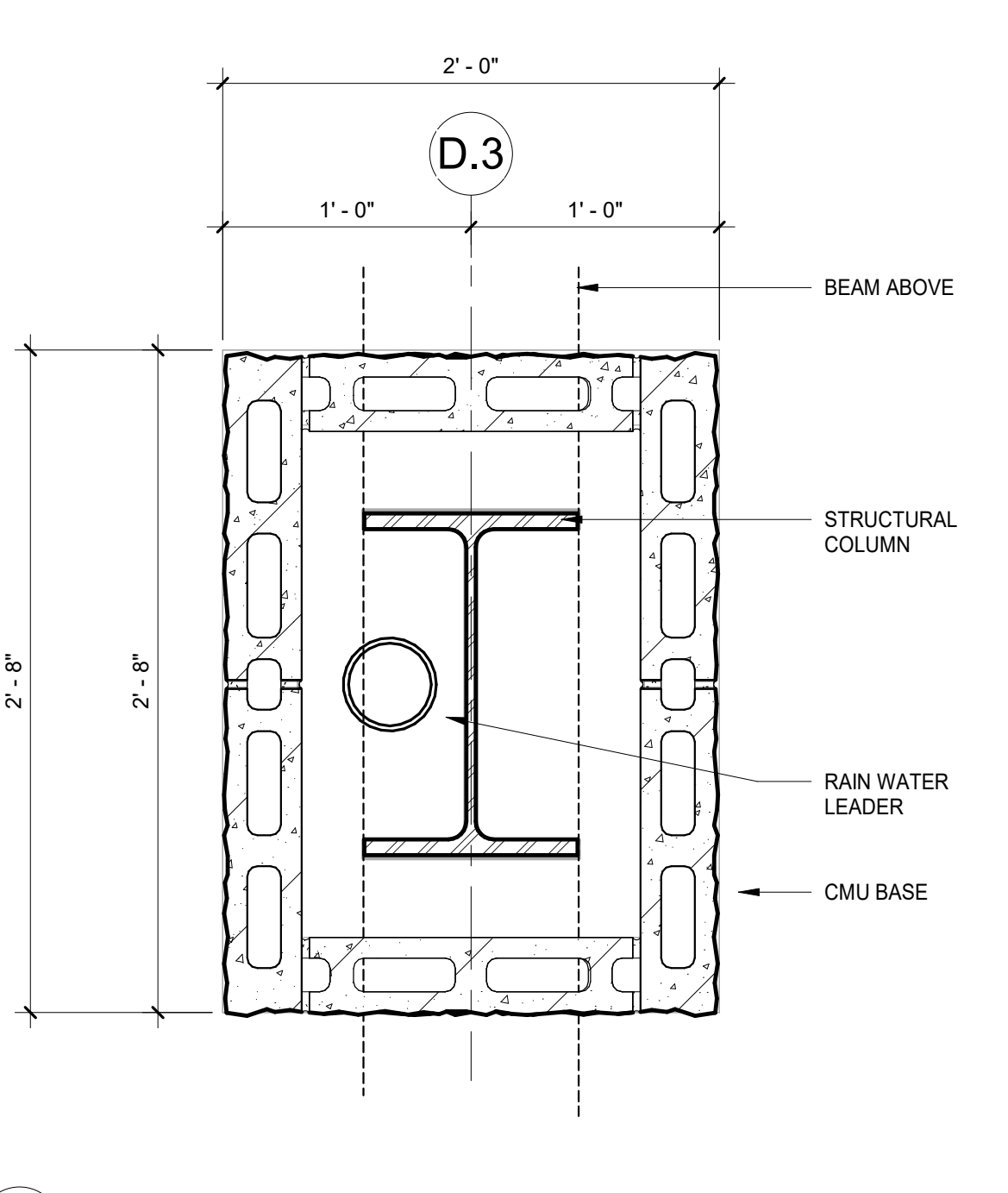
6 EAST CMU CORE RETURN  
 A320 1/8" = 1'-0"



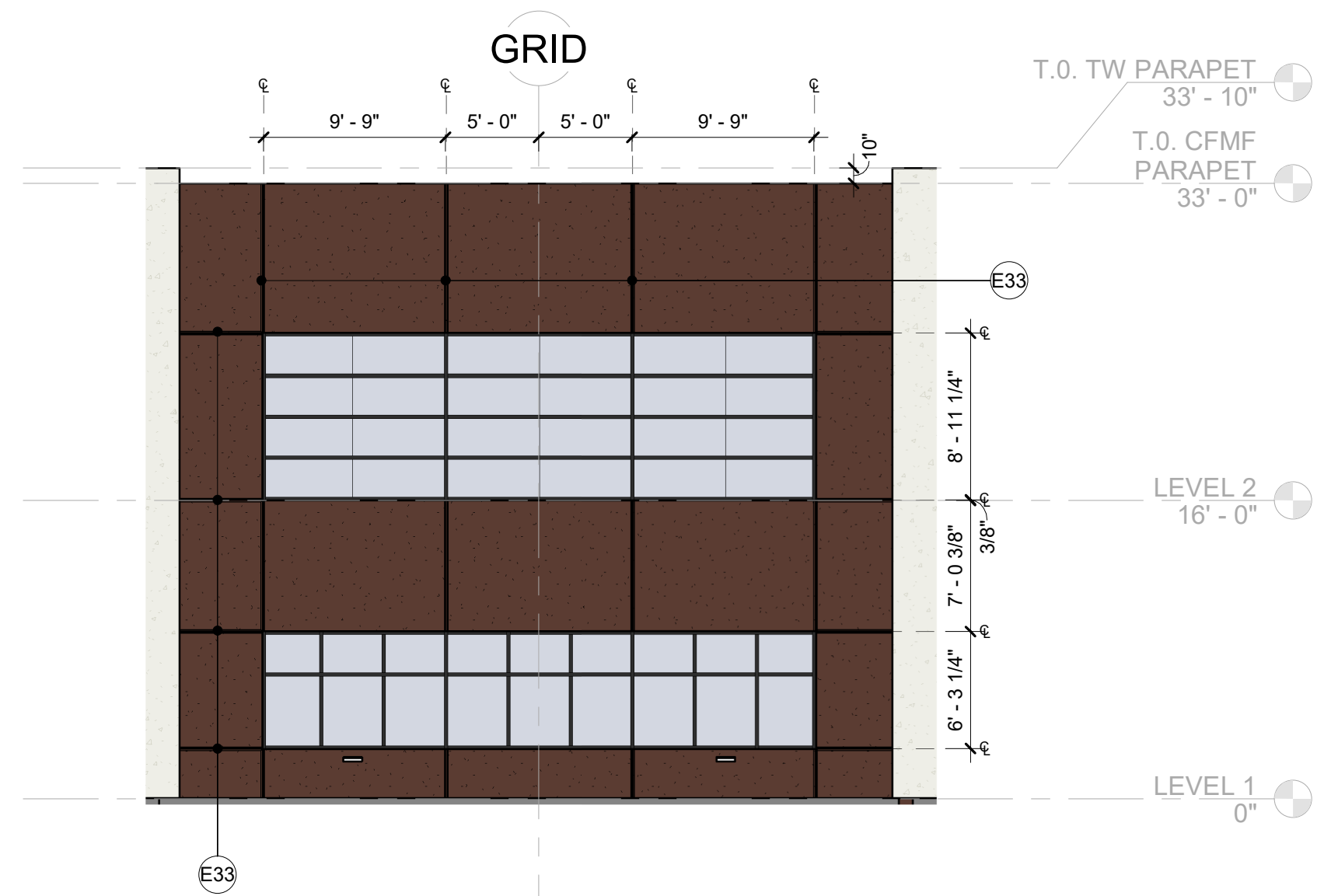
5 NORTH ELEVATION - CMU WALL PATTERN & EIFS, TILT PANEL REVEALS  
 A320 1/8" = 1'-0"



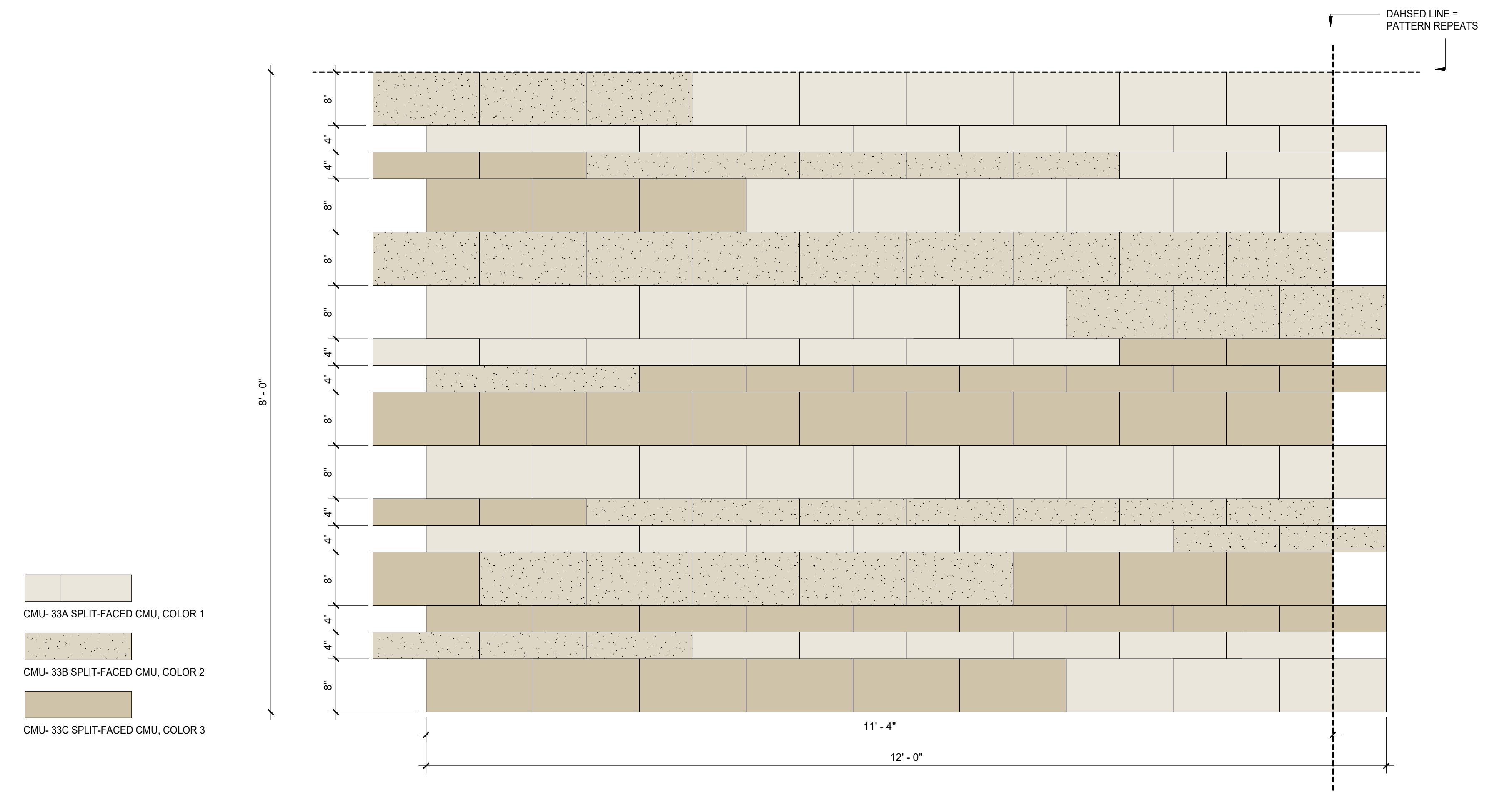
4 CANOPY COLUMN ELEVATION  
 A320 3/8" = 1'-0"



3 CANOPY COLUMN PLAN DETAIL  
 A320 1 1/2" = 1'-0"



2 RECESSED TILT PANEL ELEVATION - TYP REVEALS  
 A320 1/8" = 1'-0"



1 CMU WALL PATTERN  
 A320 1" = 1'-0"