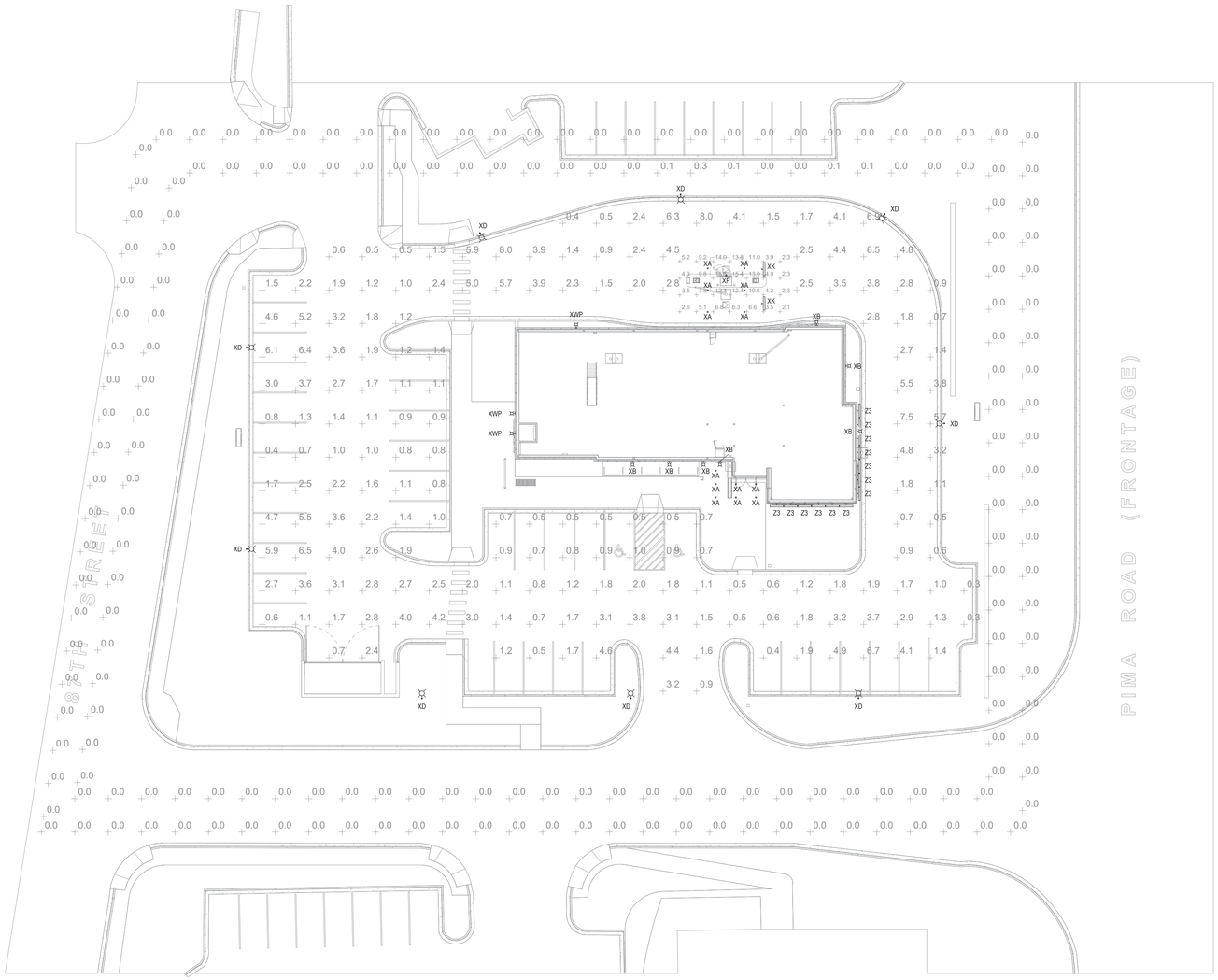

1 E101 ELECTRICAL SITE PLAN
1/16" = 1'-0"

Statistics						
Description	Symbol	Avg	Max	Min	Max/Min	Avg/Min
Canopy	+	7.5 fc	15.6 fc	2.1 fc	7.4:1	3.6:1
Parking and Drive	+	2.3 fc	8.0 fc	0.3 fc	26.7:1	7.7:1
Property Line	+	0.0 fc	0.3 fc	0.0 fc	N/A	N/A
10ft Outside Property Boundary	+	0.0 fc	0.0 fc	0.0 fc	N/A	N/A

LIGHTING FIXTURE SCHEDULE										
		FIXTURE	LIGHT SOURCE		INPUT		MOUNTING		SPECIFIED FIXTURE	
TYPE	DESCRIPTION	TYPE	K	CRI	WATTS	VOLTS	TYPE	HEIGHT	MANUFACTURE	MODEL NO.
XA	UNDER CANOPY FIXTURE	LED	35	80	32	120	S	12'	BEGA	24 800 K35 BLK
XB	EXTERIOR WALL SCONCE	LED	35	80	43	120	W	12'	BEGA	33 591 K35 BLK
XD	SINGLE HEAD POLE FIXTURE	LED	35	80	94	120	(none)	20'	BEGA	99 522 K35 BLK
XF	EXTERIOR DOWNLIGHT	LED	35	90	16	120	S	12'	BEGA	66 979 K35 BLK
XK	STOPIGO LIGHT	LED	35	80	4	120	W	12' 6"	SIGNAL TECH	TCL718GR-100
XWP	EXTERIOR WALL PACK	LED	35	80	43	120	W	12'	BEGA	22 359 K35 BLK
Z3	LINEAR EXTERIOR UPLIGHT	LED	35	80	4	120	W	14' 8"	ELLIPTIPAR	S151-R03M-H-02-M-OD-O-840-00

KEY MOUNTING TYPE:
S SURFACE
W WALL

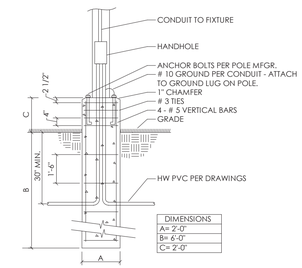

3 E101 POLE BASE DETAIL
SCALE: N.T.S.

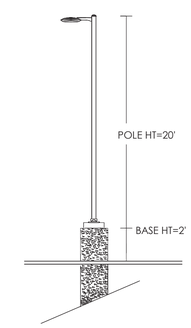

2 E101 POLE HEIGHT DETAIL
SCALE: N.T.S.

RSP Architects
1220 Marshall Street NE 612.677.7100
Minneapolis 612.677.7499
Minnesota 55413-1036 fax
www.rsparch.co

Consultants

DRAFT - PROPRIETARY - DO NOT DISTRIBUTE - NOT FOR CONSTRUCTION 03/03/2023

Project For

U.S. BANK

FLW BLVD AND HWY 101 (RAINTREE)

Project No.	14853F7F8A
Drawn By	CL
Checked By	CL
Date	03/03/23

NOTICE: The designs shown and described herein including all technical drawings, graphics, and models thereof, are proprietary and cannot be copied, duplicated or commercially exploited, in whole or in part, without express written permission of RSP Architects. These are available for limited review and evaluation by clients, consultants, contractors, government agencies, vendors and office personnel only in accordance with this Notice.

Sheet Issues / Revisions

No.	Date	Description

ELECTRICAL SITE PLAN

E101