architectural area lighting

UCM2

ARCHITECTURAL AREA/SITE

DATE: | LOCATION:

TYPE: SL2, SL3 | PROJECT:

CATALOG #:

UNIVERSE®



FEATURES

- Reliable, uniform, illumination
- Types 1, 2, 3, 4W, 5Q, and 5W distributions
- 3000K, 4000K, 5000K CCT
- 0-10V dimming ready
- Integral surge protection: 10k in parallel, 20k in series
- Upgrade Kits

3000K Standard CCTs only — See Calibration Specifications

SPECIFICATIONS

CONSTRUCTION

- All housing components die cast aluminum 360 alloy, sealed with continuous silicone rubber gaskets
- Standard configurations do not require a flat lens, optional lenses are tempered glass
- All internal and external hardware is stainless steel
- Finish: fade and abrasion resistant, electrostatically applied, thermally cured, triglycidal isocyanurate (TGIC) polyester powdercoat
- Optical bezel finish matches the luminaire housing

LED/OPTICS

- Optical cartridge system consisting of a die cast heat sink, LED engine, TIR optics, gasket and bezel plate
- Optics are held in place without the use of adhesives
- Molded silicone gasket ensures a weather-proof seal around each individual LED
- Features individual LED optical control based on high performance TIR optical designs
- Back light control is available on Standard and Clear Lens options except any Type 5 distribution. Back light control is not available for any distribution using a Diffused Lens

INSTALLATION

- Fixtures must be grounded in accordance with national, state and/or local electrical codes. Failure to do so may result in serious personal injury

ELECTRICAL

- Luminaires have integral surge protection, UL recognized and have a surge current rating of 10,000 Amps using the industry standard 8/20uSec wave and surge rating of 372J
- Drivers are UL recognized with an inrush current maximum of <2.0 Amps maximum at 230VAC
- 100%-1% dimming range. Fixture will be wired for low voltage 0-10V dimming control

- Driver and surge suppressor are mounted to a prewired tray with quick disconnects that may be removed from the gear compartment

CONTROLS

- Egress adapter(s) shall slip over a 4"/100mm DIA. pole with the luminaire or arm slipping over the adapter to add a total of 4.5"/114mm to the overall height. Adapter(s) shall be prewired, independently rotatable 359°, and have a cast access cover with an integral lens and lanyard
- Photocell adapter shall include an internal twist lock receptacle. Photocell by others
- Egress adapter shall require an auxiliary 120 volt supply for operation of an integral MR16 lamp in the event of emergency. The lamp may be aimed and locked into position with an adjustment range of 15°-45°. Adapter shall have a socket that accepts miniature bi-pin MR16 lamps up to 50 watts, lamp by others

CERTIFICATIONS

- ETL listed under UL 1598 and CSA C22.2 No. 250.0-08 for wet locations
- This product qualifies as a "designated country construction material" per FAR 52.225-11 Buy American-Construction Materials under Trade Agreements effective 6/06/2020

WARRANTY

- 5 Year *Warranty*
  Consult Factory
  10 Year Extended Warranty - Optional (at an additional cost)

KEY DATA	
LUMEN RANGE	1,821–9,336
WATTAGE RANGE	32-72
EFFICACY RANGE (LPW)	55-139
INPUT CURRENT RANGE (mA)	260/420/615 mA
WEIGHT	18 lbs/41 kg to 27 lbs/12.25 kg
EPA	.53 to 1.05
OPERATING TEMPERATURE	-40ºC to 55ºC
VIBRATION	3G with SLA7 arm
CCT (*"Consult factory for availability)*	580-590nm Monochromatic Amber, 2700K*, 3000K, 4000K, 5000K
CRI (*"Consult factory for availability of 80 & 90 CRI)*	70, 80*, & 90*
SURGE PROTECTION	10KV/5KA
FINISH	Minimum 2.0 mil thickness

© 2022 HLI Solutions, Inc. All rights reserved. Information and specifications subject to change without notice. All values are design or typical values when measured under laboratory conditions.

architectural area lighting

UCM2

ARCHITECTURAL AREA/SITE

DATE: | LOCATION:

TYPE: SL2, SL3 | PROJECT:

CATALOG #:

ORDERING GUIDE

Example: UCM2-WND-LUM-BLU-FLR-36L-615-4K7-2-CL-BLS-WRSC-SLA7(5)-UNV

CATALOG # _____

UCM2 – ___ – ___ – ___ – ___ – ___

Housing	
UCM2	Universe Medium 2.0
Optional Element	
LUM	Universe Medium with Luminous Rings
SR	Universe Medium with Luminous Solid Rings
VSL	Universe Medium with Luminous Vertical Slots
WND	Universe Medium with Optional Luminous Windows
Optional Internal Lens	
BLU	Blue
RD	Red
GRN	Green
Hood Style	
ANG	Angled Hood
BEL	Bell Hood
FLR	Flared Hood
SKB	Skirted Bell Hood
STR	Straight Hood

Universe Medium

LED Quantity	
36	36 LEDs

Lumen Output	
260	260mA, 32W, 1800–4300 Lumens
325	325mA, 40W, 2200–5300 Lumens
420	420mA, 50W, 2800–6700 Lumens
450	450mA, 55W, 3000–7200 Lumens
615	615mA, 72W, 3900–9300 Lumens
Equivalent	
36L: 325mA = 32LED-450mA	
36L: 460mA = 32LED-700mA	

CCT/CRI	
AMB*	Amber-595nm Peak
3K7	3000K 70 CRI
4K7	4000K 70 CRI
5K7	5000K 70 CRI

5-step MacAdam Ellipse Binning is standard
Consult factory for 3-step MacAdam Ellipse Binning
Consult Factory regarding availability of the following options:

27K8 †	2700K, 80 CRI
27K9 †	2700K, 90 CRI
3K8 †	3000K, 80 CRI
3K9 †	3000K, 90 CRI
35K8 †	3500K, 80 CRI
35K9 †	3500K, 90 CRI
4K8 †	4000K, 80 CRI
4K9 †	4000K, 90 CRI
5K8 †	5000K, 80 CRI
5K9 †	5000K, 90 CRI

Distribution	
1	Type I
2	Type II
3	Type III
4W	Type IV Wide
5Q *	Type V Square
5W *	Type V Wide

Optional Lens	
CL	Clear Lens
DL*	Diffused Lens

**Diffused lens option only available with T3 & T5W as a standard option. Contact factory for availability with other distributions.*

Optional Shield	
HS †	House Side Shield

† Back Light Control is only available with T1, T2, T3 & T4W

Finish	
BLS	Black Gloss Smooth
BLT	Black Matte Textured
DBS	Dark Bronze Gloss Smooth
DBT	Dark Bronze Matte Textured
GTT	Graphite Matte Textured
LGS	Light Grey Gloss Smooth
LGT	Light Grey Matte Textured
PSS	Platinum Silver Gloss Smooth
VGT	Verde Green Matte Textured
WHS	White Gloss Smooth
WHT	White Matte Textured

Color Option	
CC*	Custom Color
CLA †	Clear Anodized Finish (Clear protective undercoat for added protection in coastal or other harsh environments.)

Optional Controls	
WIR	wSCAPE connectivity
WRSC	wSCAPE connectivity with Sensor
SCP-8F	Sensor Control to 8' Mounting Height
SCP-20F	Sensor Control 9' to 20' Mounting Height

Optional Lens Cover	
SLC *	Solid Lens Cover

** SLC is a shield used to block the light from a luminous element.*

Optional Fuse	
SF	Single Fuse (120V, 277V, 347V)
DF	Double Fuse (208V, 240V, 480V)

© 2022 HLI Solutions, Inc. All rights reserved. Information and specifications subject to change without notice. All values are design or typical values when measured under laboratory conditions.

architectural area lighting

UCM2

ARCHITECTURAL AREA/SITE

DATE: | LOCATION:

TYPE: SL2, SL3 | PROJECT:

CATALOG #:

ORDERING GUIDE

Example: UCM2-WND-LUM-BLU-FLR-36L-615-4K7-2-CL-BLS-WRSC-SLA7(5)-UNV

CATALOG # _____

Mounting (UCM2/UCL2) - Select One

Pole Mount	
STND_MNT*	Standard Mount
TRA7	Tra7-Single-4" Pole
TRA7-2	Tra7-2-Twin-4" Pole
TRA8	Tra8-Single-4" Pole
TRA8-2	Tra8-2-Twin-4" Pole
TRA9	Tra9-Single-4" Pole
TRA9-2	Tra9-2-Twin-4" Pole
SLA2D	SLA8-Single-4" Pole
SLA3	SLA3-Single-4" Pole
SLA4	SLA4-Single-4" Pole
SLA4-2	SLA4-2-Twin-4" Pole
SLA7	SLA7-Single-4" Pole
SLA7-2	SLA7-2-Twin-4" Pole
SLA7(5)	SLA7(5)-Single-5" Pole
SLA7(5)-2	SLA7(5)-2-Twin-5" Pole
SLA8D-4	SLA8D-4-Single-4" Pole
SLA8D-5	SLA8D-5-Twin-5" Pole
SLA9	SLA9-Single-4" Pole
SLA9-2	SLA9-2-Twin-4" Pole
SLA10	SLA10-Single-4" Pole
SLA10-2	SLA10-2-Twin-4" Pole
SLA16	SLA16-Single-4" Pole
SLA16-2	SLA16-2-Twin-4" Pole
SLA17	SLA17-Single-4" Pole
SLA17-2	SLA17-2-Twin-4" Pole
SLA17(5)	SLA17(5)-Single-5" Pole
SLA17(5)-2	SLA17(5)-2-Twin-5" Pole

SLA1B	SLA1B-Single-4" Pole
SLA1B-2	SLA1B-2-Twin-4" Pole
SLA2D	SLA2D-Single-4" Pole
SLA2D-2	SLA2D-2-Twin-4" Pole
SLA20A	SLA20A-Single-4" Pole
SLA20A-2	SLA20A-2-Twin-4" Pole
SLA20B	SLA20B-Single-4" Pole
SLA20B-2	SLA20B-2-Twin-4" Pole
SLA20C	SLA20C-Single-4" Pole
SLA20C-2	SLA20C-2-Twin-4" Pole
SLA20D	SLA20D-Single-4" Pole
SLA20D-2	SLA20D-2-Twin-4" Pole
SLA20D-4	SLA20D-4-Single-4" Pole
SLA22D-5	SLA22D-5-Single-5" Pole
SLA24	SLA24-Single-4" Pole
SLA24-2	SLA24-2-Twin-4" Pole
SLA24(5)	SLA24(5)-Single-5" Pole
SLA24(5)-2	SLA24(5)-2-Twin-5" Pole

Wall Mount	
WMA5	WMA5-Wall Mount
WMA9D	WMA9D-Wall Mount
WMA11	WMA11-Wall Mount
WMA12	WMA12-Wall Mount
WMA16	WMA16-Wall Mount
WMA17	WMA17-Wall Mount
WMA20	WMA20-Wall Mount
WMA24	WMA24-Wall Mount
WMA39	WMA39-Wall Mount

Additional Mounting Options	
Pendant Mount	
PMS	PMS-Canopy-48" Stem
Catenary Mount	
CM*	CM-Catenary Mount
Mast Arm Mount	
MAT*	Mast Arm Mount
Controls Ready Arms	
SLA4-PCR*	SLA4-PCR-Single-4"Pole-7-Pin Twist Lock Receptacle
SLA4-2-PCR*	SLA4-2-PCR-Twin-4"Pole-7-Pin Twist Lock Receptacle
SLA17-PCR*	SLA17-PCR-Single-4"Pole-7-Pin Twist Lock Receptacle
SLA17-2-PCR*	SLA17-2-PCR-Twin-4"Pole-7-Pin Twist Lock Receptacle
SLA17(5)-PCR*	SLA17(5)-PCR-Single-5"Pole-7-Pin Twist Lock Receptacle
SLA17(5)-2-PCR*	SLA17(5)-2-PCR-Twin-5"Pole-7-Pin Twist Lock Receptacle
SLA20-PCR	SLA20-PCR-Single-4"Pole-7-Pin Twist Lock Receptacle
SLA20-2-PCR	SLA20-2-PCR-Twin-4"Pole-7-Pin Twist Lock Receptacle
TRA60-PCR*	TRA60-PCR-Single-5"Pole-7-Pin Twist Lock Receptacle
MAT-PCR*	MAT-PCR-Single-slips over a 2-3/8" Horizontal Tenon

** Consult Factory for additional details and availability.*

Optional Photocontrol/Egress	
PCA-C	Photocontrol Adaptor - Contemporary
EPA-C	Egress Adaptor - Contemporary

Optional Adaptor	
AD5	Adaptor - 5" O.D. Pole

Voltage	
UNV	120V-277V
347V	347V
480V	480V

Notes:

† Wild life friendly.
‡ Additional charges and lead time will apply.
§ Back light control is available only with T1, T2, T3 and T4W distributions.
** Diffused Lens is only available with Type 3 and TSW distributions as a standard offering. Consult factory for availability with other distributions and information on how it will affect the performance of the luminaire.*
** Consult factory for custom color, marine and corrosive resistant finish options.*
** SLC is a shield used to block light from the luminous element.*

© 2022 HLI Solutions, Inc. All rights reserved. Information and specifications subject to change without notice. All values are design or typical values when measured under laboratory conditions.

architectural area lighting

UCM2

ARCHITECTURAL AREA/SITE

DATE: | LOCATION:

TYPE: SL2, SL3 | PROJECT:

CATALOG #:

DIMENSIONS

ANGLED HOOD CONFIGURATION

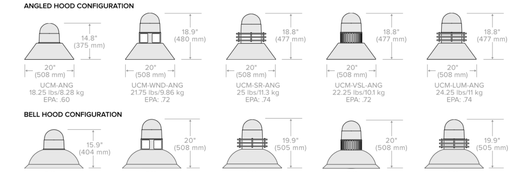

BELL HOOD CONFIGURATION

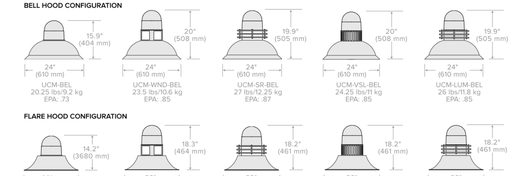

FLARE HOOD CONFIGURATION

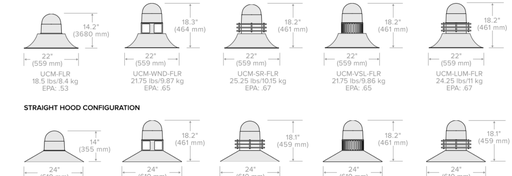

STRAIGHT HOOD CONFIGURATION

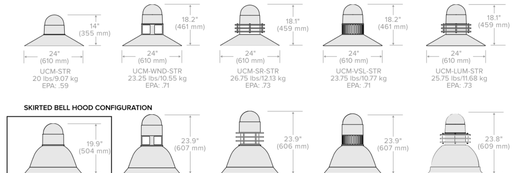

SKIRTED BELL HOOD CONFIGURATION

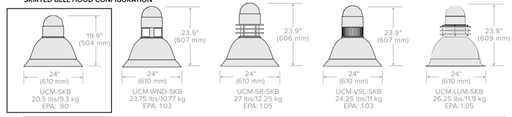

© 2022 HLI Solutions, Inc. All rights reserved. Information and specifications subject to change without notice. All values are design or typical values when measured under laboratory conditions.

architectural area lighting

UCM2

ARCHITECTURAL AREA/SITE

DATE: | LOCATION:

TYPE: SL2, SL3 | PROJECT:

CATALOG #:

MOUNTING OPTIONS

POLE MOUNTING OPTIONS

SLIPS OVER 5" POLE

SLA24(5) WT: 11 LBS EPA: 0.97

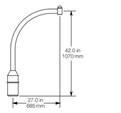

SLIPS OVER 5" POLE

SLA24(5)-2 WT: 16 LBS EPA: 1.81

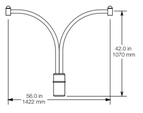

WALL MOUNTING OPTIONS

WMA5 WT: 6 LBS

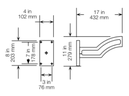

WMA9D WT: 6 LBS

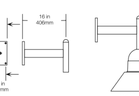

WMA11 WT: 10 LBS

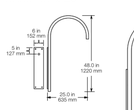

WMA12 WT: 12 LBS

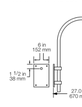

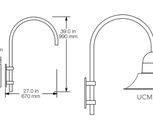

© 2022 HLI Solutions, Inc. All rights reserved. Information and specifications subject to change without notice. All values are design or typical values when measured under laboratory conditions.

architectural area lighting

UCM2

ARCHITECTURAL AREA/SITE

DATE: | LOCATION:

TYPE: SL2, SL3 | PROJECT:

CATALOG #:

DELIVERED LUMENS CONTINUED

The table below shows the delivered lumens for the various lumen outputs and beam distributions. Use this chart in connection with the lumen factor (LF) capability to deliver any output required.

LED #	Drive Current	Lumen Package	Lens	Distribution	3000K 70CRI Lumen	3000K 70CRI Bug Rating			3000K 70CRI Efficancy (Lm/W)	4000K 70CRI Lumen	4000K 70CRI Bug Rating			4000K 70CRI Efficancy (Lm/W)	5000K 70CRI Lumen	5000K 70CRI Bug Rating			5000K 70CRI Efficancy (Lm/W)
36	325	450mA Microcore Equivalent	None	1	4999	1	0	1	125.0	5092	1	0	1	127.3	5309	1	0	1	132.7
				2	4619	1	0	1	115.5	4705	1	0	1	117.6	4906	1	0	1	122.6
				3	4522	1	0	2	113.0	4606	1	0	2	115.1	4802	1	0	2	120.1
				4W	4572	1	0	2	114.3	4657	1	0	2	116.4	4856	1	0	2	121.4
				1-HS	2825	0	0	0	70.6	2877	0	0	0	71.9	3000	0	0	0	75.0
				2-HS	2467	0	0	1	61.7	2513	0	0	1	62.8	2620	0	0	1	65.5
				3-HS	2416	0	0	1	60.4	2461	0	0	1	61.5	2566	0	0	1	64.1
				4W-HS	2493	0	0	1	62.3	2539	0	0	1	63.5	2647	0	0	1	66.2
				5Q	4799	2	0	1	120.0	4889	2	0	1	122.2	5097	2	0	1	127.4
				5W	4660	3	0	1	116.5	4747	3	0	1	118.7	4950	3	0	1	123.7
			Clear	1-CL	4595	1	0	1	114.9	4681	1	0	1	117.0	4881	1	0	1	122.0
				2-CL	4246	1	0	1	106.2	4325	1	0	1	108.1	4510	1	0	1	112.7
				3-CL	4156	1	0	1	103.9	4234	1	0	1	105.8	4414	1	0	1	110.4
				4W-CL	4203	1	0	2	105.1	4281	1	0	2	107.0	4464	1	0	2	111.6
				1-CL-HS	2596	0	0	0	64.9	2645	0	0	0	66.1	2757	0	0	0	68.9
				2-CL-HS	2268	0	0	1	56.7	2310	0	0	1	57.8	2409	0	0	1	60.2
				3-CL-HS	2221	0	0	1	55.5	2262	0	0	1	56.6	2358	0	0	1	59.0
				4W-CL-HS	2291	0	0	1	57.3	2334	0	0	1	58.4	2434	0	0	1	60.8
				5Q-CL	4412	2	0	1	110.3	4494	2	0	1	112.3	4685	2	0	1	117.1
				5W-CL	4284	3	0	1	107.1	4364	3	0	1	109.1	4550	3	0	1	113.7
			Diffused	3-DL	3581	1	0	1	89.5	3647	1	0	1	91.2	3803	1	0	1	95.1
				5W-DL	3691	1	0	1	92.3	3760	1	0	1	94.0	3920	2	0	1	98.0
	420	6000	None	1	6298	1	0	1	126.4	6416	1	0	1	128.8	6689	1	0	1	134.3
				2	5820	1	0	1	116.8	5928	1	0	1	119.0	6181	1	0	1	124.1
				3	5697	1	0	2	114.3	5803	1	0	2	116.5	6050	1	0	2	121.4
				4W	5750	1	0	3	115.6	5867	1	0	3	117.8	6118	1	0	3	122.8
				1-HS	3559	0	0	0	71.4	3625	0	0	0	72.8	3779	0	0	0	75.9
				2-HS	3109	0	0	1	62.4	3167	0	0	1	63.6	3302	0	0	1	66.3
				3-HS	3044	0	0	1	61.1	3100	0	0	1	62.2	3232	0	0	1	64.9
				4W-HS	3141	0	0	1	63.0	3199	0	0	1	64.2	3335	0	0	1	66.9
				5Q	6047	2	0	1	121.4	6159	2	0	1	123.6	6422	3	0	1	128.9
				5W	5872	3	0	1	117.9	5981	3	0	1	120.1	6236	3	0	1	125.2
			Clear	1-CL	5790	1	0	1	116.2	5898	1	0	1	118.4	6149	1	0	1	123.4
				2-CL	5350	1	0	1	107.4	5449	1	0	1	109.4	5681	1	0	1	114.0
				3-CL	5237	1	0	2	105.1	5334	1	0	2	107.1	5561	1	0	2	111.6
				4W-CL	5298	1	0	3	106.3	5394	1	0	3	108.3	5624	1	0	3	112.9
				1-CL-HS	3271	0	0	0	65.7	3332	0	0	0	66.9	3474	0	0	0	69.7
				2-CL-HS	2858	0	0	1	57.4	2911	0	0	1	58.4	3035	0	0	1	60.9
				3-CL-HS	2798	0	0	1	56.2	2850	0	0	1	57.2	2971	0	0	1	59.6
				4W-CL-HS	2887	0	0	1	57.9	2941	0	0	1	59.0	3066	0	0	1	61.5
				5Q-CL	5558	2	0	1	111.6	5662	2	0	1	113.6	5903	2	0	1	118.5
				5W-CL	5398	3	0	1	108.3	5498	3	0	1	110.4	5732	3	0	1	115.1
			Diffused	3-DL	4511	1	0	1	90.6	4595	1	0	1	92.3	4791	1	0	1	96.2
				5W-DL	4562	2	0	1	91.6	4647	2	0	1	93.3	4845	2	0	1	97.3

© 2022 HLI Solutions, Inc. All rights reserved. Information and specifications subject to change without notice. All values are design or typical values when measured under laboratory conditions.

architectural area lighting

UCM2

ARCHITECTURAL AREA/SITE

DATE: | LOCATION:

TYPE: SL2, SL3 | PROJECT:

CATALOG #:

DELIVERED LUMENS CONTINUED

The table below shows the delivered lumens for the various lumen outputs and beam distributions. Use this chart in connection with the lumen factor (LF) capability to deliver any output required.

LED #	Drive Current	Lumen Package	Lens	Distribution	3000K 70CRI Lumen	3000K 70CRI Bug Rating			3000K 70CRI Efficancy (Lm/W)	4000K 70CRI Lumen	4000K 70CRI Bug Rating			4000K 70CRI Efficancy (Lm/W)	5000K 70CRI Lumen	5000K 70CRI Bug Rating			5000K 70CRI Efficancy (Lm/W)
36	460	700mA Microcore Equivalent	None	1	6811	1	0	1	124.1	6937	1	0	1	126.4	7233	1	0	1	131.8
				2	6293	1	0	2	114.6	6410	1	0	2	116.8	6683	1	0	2	121.7
				3	6160	1	0	2	112.2	6275	1	0	2	114.3	6542	1	0	2	119.2
				4W	6229	1	0	3	113.5	6345	1	0	3	115.6	6615	1	0	3	120.5
				1-HS	3848	0	0	0	70.1	3920	0	0	0	71.4	4087	0	0	0	74.4
				2-HS	3362	0	0	1	61.2	3424	0	0	1	62.4	3570	0	0	1	65.0
				3-HS	3291	0	0	1	59.9	3352	0	0	1	61	3495	0	0	1	63.7
				4W-HS	3396	0	0	1	61.9	3459	0	0	1	63.0	3607	0	0	1	65.7
				5Q	6538	3	0	1	119.1	6660	3	0	1	121.3	6944	3	0	1	126.5
				5W	6349	3	0	1	115.6	6467	3	0	1	117.8	6743	3	0	1	122.8
			Clear	1-CL	6261	1	0	1	114.0	6377	1	0	1	116.2	6649	1	0	1	121.1
				2-CL	5785	1	0	1	105.4	5892	1	0	1	107.3	6144	1	0	1	111.9
				3-CL	5662	1	0	2	103.1	5768	1	0	2	105.1	6014	1	0	2	109.5
				4W-CL	5720	1	0	3	104.3	5832	1	0	3	106.2	6081	1	0	3	110.8
				1-CL-HS	3537	0	0	0	64.4	3603	0	0	0	65.6	3757	0	0	0	68.4
				2-CL-HS	3090	0	0	1	56.3	3148	0	0	1	57.3	3282	0	0	1	59.8
				3-CL-HS	3025	0	0	1	55.1	3082	0	0	1	56.1	3213	0	0	1	58.5
				4W-CL-HS	3122	0	0	1	56.9	3180

UKWH-30011

KWH 2 Surface Sconce & Floodlight

SL4

microVos TECHNOLOGY

LiGMAN LIGHTING USA



38w LED 5182 Lumens
IP65 • Suitable For Wet Locations
IK07 • Impact Resistant
Weight 8.7 lbs

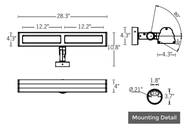

Available with Integral Emergency Backup

microVos TECHNOLOGY

Ligman's micro Variable Optical System provides the ability to interchange, mix & rotate optics to provide specific light distributions for optimized spacing and uniformity.

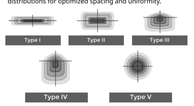

The variable optic system allows for the designer to create hybrid distributions for precise lighting requirements.

HYBRID
TYPE I & TYPE IV

Construction

Aluminum
Less than 0.1% copper content - Marine Grade 6061 extruded & LM6 Aluminum High Pressure die casting provides excellent mechanical strength, clean detailed product lines and excellent heat dissipation.

Pre-paint
8 step Degrease and phosphate process that includes deoxidizing and etching as well as a zinc and nickel phosphate process before product painting.

Memory Retentive Silicon Gasket
Molded with special injection molded "fit for purpose" long life high temperature memory retentive silicon gaskets. Maintains the gaskets exact profile and seal over years of use and compression.

Thermal management
LM6 Aluminum is used for its excellent mechanical strength and thermal dissipation properties in low and high ambient temperatures. Thermal management is critical for Ligman used in conjunction with the driver, controls,thermals below critical temperature range to ensure maximum luminous flux output, as well as providing long LED service life and ensuring less than 10% lumen depreciation at 50,000 hours.

Surge Suppression
Standard 10kv surge suppressor provided with all fixtures.

BUG Rating
Contact Factory

Finishing
All Ligman products go through an extensive finishing process that includes fettling to improve paint adherence.

Paint
UV Stabilized 4.9Mil thick powder coat paint and baked at 200 Deg C. This process ensures that Ligman products can withstand harsh environments. Rated for use in natatoriums.

Inspired by Nature Finishes
The Inspired by nature finishing is a unique system of decorative powder coating. Our metal decoration process can transfer the visual appearance of metal or aluminum product into a wood grain finish.

This patented technology enables the simulation of wood grain and even marble or granite finish through the use of decorative powder coating.

The wood grain finish is so realistic that it's almost impossible to distinguish the difference with the naked inspection. The system of coating permeates the entire thickness of the coat and as a result, the coating cannot be removed by normal rubbing, chipping, or scratching.

The Coating Process
After pre-treatment the prepared parts are powder coated with a specially formulated polyurethane powder. This powder provides protection against wear, abrasion, impact and corrosion and acts as the relief base color for the finalized metal decoration.

The component is then wrapped with a sheet of non-porous film with the selected decoration pattern printed on it using special high temperature inks.

This printed film transfer is vacuum-sealed to the surface for a complete thermo print and then transferred into a customized oven for a specified time, at a specified temperature allowing the paint layer before it becomes solid. Finally, the film is removed, and a vivid timber look on aluminum remains.

Wood grain coating can create beautiful wood-looking products of any sort. There are over 300 combinations of designs currently in use. Wood grains can be made with different colors, designs, etc.

Our powder coatings are certified for indoor and outdoor applications and are backed by a comprehensive warranty. These coatings rise to the highest conceivable standard of performance excellence and design innovation.

Added Benefits:
- Resistance to salt-acid room, accelerated aging
- Anti-Fingerprint, Anti-Graffiti, Hydrophobic water resistant
- Anti-Graffiti, Anti-Slip, Anti-Microbial, Anti-Scratch
- Super durable (UV resiste)
- TGIC free (non-toxic)

Hardware
Provided Hardware is Marine grade 316 Stainless steel.

Anti Seize Screw Holes
Tapped holes are infused with a special anti seize compound to prevent seizing of threaded connections, due to electrolysis from heat, corrosive atmospheres and moisture.

Crystal Clear Low Iron Glass Lens
Provided with tempered, impact resistant crystal clear low iron glass ensuring no green glass tinge.

Optics & LED
Precise optic design provides exceptional light control and precise distribution of light.
LED CRI > 80

Lumen - Maintenance Life
L80 (81) at 50,000 hours (This means that at least 90% of the LED still achieve 80% of their original flux)

Clean, slim, surface wall fixtures with class leading performance.

The KWH luminaire provides a small profile luminaire with clean crisp lines and lateral expandability, maintaining a minimalistic uniform visual sideways appearance while offering a variety of lumen packages.

These luminaires have rotatable and inter-changeable microVOS optics and are also available with integral emergency battery backup solutions.

Powerful, flexible and cost-effective family with vast array of technical optic choices.

A range of small profile, linear surface wall or ground mounted luminaires with options of upward or downward light distributions. Ideally suited to illuminate the wall and surfaces in front of wall and for light accents on vertical surfaces using high efficiency LED's. The KWH is suitable for indoor and outdoor applications and provides a clean, visually appealing solution for a small, unobtrusive surface mounted luminaire.

This luminaire is available in 3 different sizes utilizing microVos technology, meaning the ability to do Type I,II,III,IV & V distributions as well as hybrid distributions to suit the designer's requirements.

Using the microVos optics allows for very wide spacing to mounting height ratios, while still providing perfect uniformity and code compliant light levels.

Additional Options (Consult Factory For Pricing)

TKM
Threaded Knuckle Mount

VIS
Visor

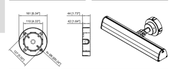

SCBT
Surface Conduit Box Trim

NOTE: This trim covers a shallow single gang surface mount junction box (Provided by contractor) Example: Adapt-A-Box, Inc. - Gang Weatherproof Box, Five 1/2" H. Threaded Outlets - or - 5372-0 - 1 Gang Weatherproof Box, Five 3/4 in. Threaded Outlets

Ligman Lighting USA reserves the right to change specifications without prior notice, please contact factory for latest information. Due to the continual improvements in LED technology data and components may change without notice.

UKWH-30011

KWH 2 Surface Sconce & Floodlight

SL4

microVos TECHNOLOGY

LiGMAN LIGHTING USA

PROJECT		DATE	
QUANTITY		TYPE		NOTE	

ORDERING EXAMPLE || UKWH - 30011 - 38w - T2 - W30 - 02 - 120/277v - Options

UKWH-30011	LAMP	BEAM	LED COLOR	FINISH COLOR	VOLTAGE
	38w LED 5182 Lumens	T1 - Type I Distribution T2 - Type II Distribution T3 - Type III Distribution T4 - Type IV Distribution M - Medium 31° W - Wide 55° EW - Extra Wide 107° ME - Type ME Distribution SCL - Type SCL Distribution	W27 - 2700K W30 - 3000K W35 - 3500K W40 - 4000K	01 - BLACK RAL 9011 02 - DARK GREY RAL 7043 03 - WHITE RAL 9003 04 - METALLIC SILVER RAL 9006 05 - MATTE SILVER RAL 9006 06 - LIGMAN BRONZE 07 - CUSTOM RAL **INSPIRED BY NATURE FINISHES** SW01 - OAK FINISH SW02 - WALNUT FINISH SW03- PINE FINISH DF - DOUGLAS FIR FINISH CW - CHERRY WOOD FINISH NW - NATIONAL WALNUT FINISH SU01 - CONCRETE FINISH SU02 - SOFTSCAPE FINISH SU03 - STONE FINISH SU04 - CORTEN FINISH THERE IS AN ADDITIONAL COST FOR THESE FINISHES	120/277v Other - Specify

ADDITIONAL OPTIONS

DIM - 0-10v Dimming	IHSS - Internal House Side Shield
NAT - Natatorium Rated	TKM - Threaded Knuckle Mount
F - Frosted Lens	VIS - Visor
EMG - Emergency Battery Backup	SCBT - Surface Conduit Box Trim

VIS
Visor

More Custom Finishes Available Upon Request

Consult factory for pricing and lead times

Oak	Cherry	Beech	Carbon
Walnut	Chestnut	Bamboo	Galvanized
Pine	Mahogany	Birch	Steel

Example: Inspired by Nature Finish

Intertek

Ligman Lighting USA reserves the right to change specifications without prior notice, please contact factory for latest information. Due to the continual improvements in LED technology data and components may change without notice.

KWH Product Family

SL4

DWL ARCHITECTS+
2333 N Central Ave
Phoenix AZ 85004
o 602.264.9731
dwlarchitects.com

PRELIMINARY
NOT ISSUED FOR CONSTRUCTION

LSWEngineers
LSW Engineers Arizona, Inc.
2333 W. Northern Ave., Ste. 9, Phoenix, AZ 85021
Office: 602.249.1320 www.lswengineers.com
Project No. 2022-182.000

CITY OF SCOTTSDALE
ROUNDHOUSE, SPLASH PAD & SITE IMPROVEMENTS
7301 E. Indian Bend Road
Scottsdale AZ 85250

McCORMICK-STILLMAN RAILROAD PARK EST. 1975

REVISIONS

No.	Description	Date

DESIGN DEVELOPMENT

© COPYRIGHT 2023
DWL ARCHITECTS + PLANNERS, INC.

KEY:

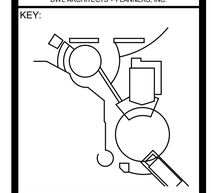

SHEET TITLE:
SITE LIGHTING CUT SHEETS

SHEET NUMBER:
52.1

DRAWN BY: MLL	REVIEWED BY: JPS
DATE: 4/28/2023	PROJECT NUMBER: 1939.00

BEACON

SRT2 EDGE-LIT

CEILING/SURFACE/GARAGE

DATE:	LOCATION:
TYPE: L12	PROJECT:
CATALOG #:	

DRIVE EDGE-LIT

FEATURES

- Edge-lit optical assembly delivers exceptional uniformity over the entire lens with indirect illumination that reduces glare and improves visual comfort
- Low profile housing intended for 8' - 20' mounting heights for surface, trunnion/yoke or pendant mounting
- Applications include parking garage, walkway or building canopies, corridors, tunnels, large stairwells and other interior applications
- Multiple optical distributions are available making the Beacon Edge-Lit luminaire both versatile and functional
- UL/cUL listed for wet locations, IP65

See Certification Specifications

CONTROL TECHNOLOGY

NX LIGHTING CONTROLS wiSCAPE

SPECIFICATIONS

HOUSING
- Die-cast aluminum housing ensures long electrical component life and luminaire performance
- Corrosion resistant powder coat finish both protects and provides architectural appearance
- One piece molded silicone gasket ensures weather proof seal
- Thermally isolated driver mounted to dedicated bracket reduces operating temperatures and increases driver life and reliability

OPTICS
- Edge-lit acrylic light guide provides blended non-pixelated light for unprecedented visual comfort
- Choice of multiple light outputs with lumen range of 4,000–16,000
- Five distribution types: Type V Square, Type V Rectangular, Type V Concentrated, Type V Wide or Asymmetric (Type 3/4)
- Wide variety of CCT's and CRI's offered: 3000K (70CRI), 3000K (80CRI), 3500K (80CRI), 4000K (70CRI), 4000K (80CRI) or 5000K (70 CRI) CCT

ELECTRICAL
- 120V–277V 50/60Hz with 347V and 480V available
- 0-10V dimming drivers are RoHS compliant and IP66
- Surge protection – Standard 10kA with optional 20kA end of life LED indicator
- Dimming Drivers are standard and dimming leads are extended out of the luminaire unless control options require connection to the dimming leads. Must specify if wiring leads are to be greater than the 24" standard

INSTALLATION
- Standard quick mount plate over standard 4" square junction box or octagonal box and allows for simplified fixture installation.
- Standard luminaire accepts a rigid or free-swinging 3/4" NPT stem for pendant mount via wet location j-box (by others)
- Optional bird deterrent shroud available for field installation
- Optional trunnion/yoke mount available for field installation

OPTIONS/CONTROLS
- Standalone occupancy sensor available for on/off or dimming operation
- NX Lighting Controls available with in fixture Zigbee wireless control module, features dimming and occupancy sensor
- wiSCAPE® available with in fixture wireless control module, features dimming and occupancy sensor
- UL924 device available for standalone and wireless control override during power interruptions
- Uplight option provides approximately 800 lumens and consumes only 8 additional watts
- Integral battery backup option available with and without heater. Rated for 0°C (without heater) and -30°C (with heater) and uses 13 Watts of power
- Emergency lighting relay available for generator or central inverter supplied lighting
- Vandal resistant wire guard available as an option for factory installation or as an accessory for field installation

OPTIONS/CONTROLS (CONTINUED)
Please consult brand or sales representative when combining control and electrical options as some combinations may not operate as anticipated depending on your application

CERTIFICATIONS
- Listed to UL1598 for use in wet location, listed for -40°C to 40°C applications
- IDA approved with zero uplight for 3000K and warmer CCTs
- IP65
- This product qualifies as a "designated country construction material" per FAR 52.225-11 Buy American-Construction Materials under Trade Agreements effective 04/23/2020.

WARRANTY
- 5 year warranty

KEY DATA	
Lumen Range	2800 to 14,700
Wattage Range	30–140
Efficacy Range (LPW)	110–135
Weight lbs. (kg)	15 (5.8)

© 2022 HLI Solutions, Inc. All rights reserved. Information and specifications subject to change without notice. All values are design or typical values when measured under laboratory conditions.

BEACON

SRT2 EDGE-LIT

CEILING/SURFACE/GARAGE

DATE:	LOCATION:
TYPE: L12	PROJECT:
CATALOG #:	

ORDERING GUIDE

CATALOG # _____ **Example:** SRT2-30-3K7-5GW-UNV-BLT-WG

Series	Engine	CCT	Distribution	Voltage	Color/Finish	Options
SRT2 Edge-Lit Parking Garage Size 2	**30** 30W Nominal 5800 lm **50** 50W Nominal 12700 lm **65** 65W Nominal 17000 lm **85** 85W Nominal 19500 lm **100** 100W Nominal 11000 lm **120** 120W Nominal 13000 lm **140** 140W Nominal 14700 lm	**3K7** 3000K 70 CRI **3K8** 3000K 80 CRI **35K8** 3500K, 80 CRI **4K7** 4000K, 70 CRI **4K8** 4000K, 80 CRI **5K7** 5000K 70 CRI	**5GW** Type Square Wide[1] **5RW** Type 5 Rect. Wide[1] **5C** Type 5 Concentrated **5W** Type 5 Wide[1] **ASY** Asymmetric (Type 4)	**UNV** 120v-277v **120** 120V **208** 208V **240** 240V **277** 277V **347** 347V **480** 480V	**BLT** Black Matte Textured **BLS** Black Gloss Smooth **DBT** Dark Bronze Matte Textured **DBS** Dark Bronze Gloss Smooth **GTT** Graphite Matte Textured **LGS** Light Grey Gloss Smooth **PSS** Platinum Silver Smooth **WHT** White Matte Textured **WHS** White Gloss Smooth **VGT** Verde Green Textured **Color Option** **CC** Custom Color	**WG** Wire Guard **UD** Uplight Module[7] **F** Single Fuse (120, 277, 347V) **F** Double Fuse (208, 240, 480V) **E** EM Battery Pack (0°C)[7] **EH** EM Battery w/Heater (-30°C)[7] **DTS** Dimming Transfer Switch[7] **LD3** 36" Lead Length[8] **LD6** 72" Lead Length[8] **LD9** 108" Lead Length[8] **SP20K** 20kA Surge Protection with End of Life Indicator[9] **LMB** Less Mounting Bracket

Control Options

NX Networked – Wireless

NXW [1,10]	NX Networked Wireless Radio Module NXRM2 and Bluetooth Programming, without Sensor
NXWS12F	NX Networked Wireless Enabled Integral NXSMP2-OMNI PIR Occupancy Sensor with Automatic Dimming Photocell and Bluetooth Programming[1]

wiSCAPE® – Wireless

WIR	Wireless Controls, wiSCAPE®
WIRSC	wiSCAPE® + occupancy sensor

Sensor Controls

SCP-9F	Remote control programmable line voltage sensor (8-12' recommended MH)[1]
SCP-20F	Remote control programmable line voltage sensor (12-20' recommended MH)[1]
BTSO12F	Bluetooth Programmable, BTSMP-OMNI-O PIR Occupancy Sensor with Automatic Dimming Photocell and [10] Lens

Accessories (Order Separately)

☐ **SRT2-WG**	Wire Guard for SRT2 version
☐ **SRT-MB**	Mounting bracket for pre-installation
☐ **SRT2-BS-XXX**	Bird deterrent shroud for SRT2 version, not available with uplight or trunnion mount
☐ **SRT2-TM**	Trunnion/Yoke accessory for SRT2 version
☐ **CLEDS.JK**	Whiteway stem and junction box

Notes:
1. For applications that must comply with UL924. Can not be combined with E or EH options
2. Available for 120 to 277 volts
3. Not available with uplight (UD)
4. 100, 120 and 140W light engines only
5. Standard wire lead length 24"
6. 65W and 85W only
7. Uplight Module (UD)will not be controlled by sensors
8. Consult Brand for 480 Volt
9. Not available in 30W and 50W
10. Up to 85W configurations only

© 2022 HLI Solutions, Inc. All rights reserved. Information and specifications subject to change without notice. All values are design or typical values when measured under laboratory conditions.

BEACON

SRT2 EDGE-LIT

CEILING/SURFACE/GARAGE

DATE:	LOCATION:
TYPE:	PROJECT:
CATALOG #:	

PERFORMANCE DATA

# of LEDs	Engine	DRIVE CURRENT (mA)	SYSTEM WATTS	DISTRIBUTION TYPE	5K (5000K nominal, 70 CRI) LUMENS	5K LPW[1]	5K B	5K U	5K G	4K (4000K nominal, 70 CRI) LUMENS	4K LPW[1]	4K B	4K U	4K G	3K (3000K nominal, 70 CRI) LUMENS	3K LPW[1]	3K B	3K U	3K G
280	30	35mA	31.0	5C	3789	122.23	2	0	2	3771	121.65	2	0	2	3626	116.97	2	0	2
				5GW	3686	118.89	2	0	1	3668	118.33	2	0	1	3527	113.77	2	0	1
				ASY	2991	96.48	1	0	2	2976	96.02	1	0	2	2862	92.32	1	0	2
				5RW	3604	116.26	2	0	2	3587	115.71	2	0	2	3449	111.26	2	0	2
	50	55mA	48.1	5C	5684	118.17	2	0	2	5657	117.60	2	0	2	5439	113.08	2	0	2
				5GW	5529	114.94	2	0	1	5502	114.39	2	0	1	5291	109.99	2	0	1
				ASY	4489	93.27	1	0	2	4465	92.82	1	0	2	4293	89.25	1	0	2
				5RW	5406	112.40	2	0	2	5380	111.86	2	0	2	5174	107.56	2	0	2
	65	75mA	65.1	5C	7105	109.14	2	0	2	7071	108.61	2	0	2	6799	104.44	2	0	2
				5GW	6911	106.16	2	0	1	6878	105.65	2	0	1	6611	101.58	2	0	1
				ASY	5608	86.14	1	0	2	5581	85.73	1	0	2	5366	82.43	1	0	2
				5RW	6758	103.81	2	0	2	6725	103.31	2	0	2	6467	99.34	2	0	2
	85	100mA	87.2	5C	9473	108.63	2	0	2	9428	108.11	2	0	2	9065	103.96	2	0	2
				5GW	9214	105.67	2	0	1	9170	105.16	2	0	1	8818	101.12	2	0	1
				ASY	7477	85.75	1	0	2	7441	85.33	1	0	2	7155	82.05	1	0	2
				5RW	9011	103.33	2	0	2	8967	102.84	2	0	2	8621	98.88	2	0	2
560	100	55mA	93.2	5C	11037	118.49	4	0	3	11037	118.42	4	0	3	10612	113.86	4	0	3
				5W	10788	115.75	4	0	3	10756	115.19	4	0	3	10323	110.76	4	0	3
	120	65mA	110.9	5C	13012	117.33	4	0	3	12950	116.77	4	0	3	12451	112.28	4	0	3
				5W	12657	114.13	4	0	3	12597	113.59	4	0	3	12112	109.22	4	0	3
	140	75mA	128.5	5C	14786	115.07	4	0	3	14715	114.52	4	0	3	14149	110.11	4	0	3
				5W	14383	111.93	4	0	3	14315	111.40	4	0	3	13764	107.11	4	0	3

Notes:
- Lumen values are from photometric tests performed in accordance with IESNA LM-79-08. Data is considered to be representative of the configurations shown. Actual performance may differ as a result of end-user environment, application and inherent performance tolerances of the electrical components.

ELECTRICAL DATA

# OF LEDS	INPUT VOLTAGE (V)	CURRENT (Amps)	SYSTEM POWER (w)
30	120	0.26	31
	208	0.15	
	240	0.13	
	277	0.11	
	347	0.09	
	480	0.06	
50	120	0.40	48.1
	208	0.23	
	240	0.20	
	277	0.17	
	347	0.14	
	480	0.10	
65	120	0.60	65.1
	208	0.23	
	240	0.20	
	277	0.17	
	347	0.14	
	480	0.10	
85	120	0.73	87.2
	208	0.42	
	240	0.36	
	277	0.31	
	347	0.25	
	480	0.18	
100	120	0.78	93.2
	208	0.45	
	240	0.39	
	277	0.34	
	347	0.27	
	480	0.19	
120	120	0.92	110.9
	208	0.53	
	240	0.46	
	277	0.40	
	347	0.32	
	480	0.23	
140	120	1.07	128.5
	208	0.62	
	240	0.54	
	277	0.46	
	347	0.37	
	480	0.27	

PROJECTED LUMEN MAINTENANCE

AMBIENT TEMP.	0	25,000	TM-21-11 36,000	50,000	100,000	Reported L70 (HOURS)	Calculated L70 (HOURS)
25°C / 77°C	1.00	0.97	0.95	0.94	0.89	>60,000	>266,000
40°C / 104°C	0.99	0.96	0.94	0.93	0.85	>60,000	>211,000

LUMINAIRE AMBIENT TEMPERATURE FACTOR (LATF)

AMBIENT TEMPERATURE		LUMEN MULTIPLIER
0°C	32°F	1.03
10°C	50°F	1.01
20°C	68°F	1.00
25°C	77°F	1.00
30°C	86°F	0.99
40°C	104°F	0.98

Use these factors to determine relative lumen output for average ambient temperatures from 0–25°C (32-122°F)

SRT LUMEN MULTIPLIER CHART

SRT Lumen Multiplier		
CCT	70 CRI	80 CRI
3000K	0.957	0.85
3500K	X	0.91
4000K	0.995	0.95
5000K	1	0.95

© 2022 HLI Solutions, Inc. All rights reserved. Information and specifications subject to change without notice. All values are design or typical values when measured under laboratory conditions.

6/16/2023 1:33:14 PM