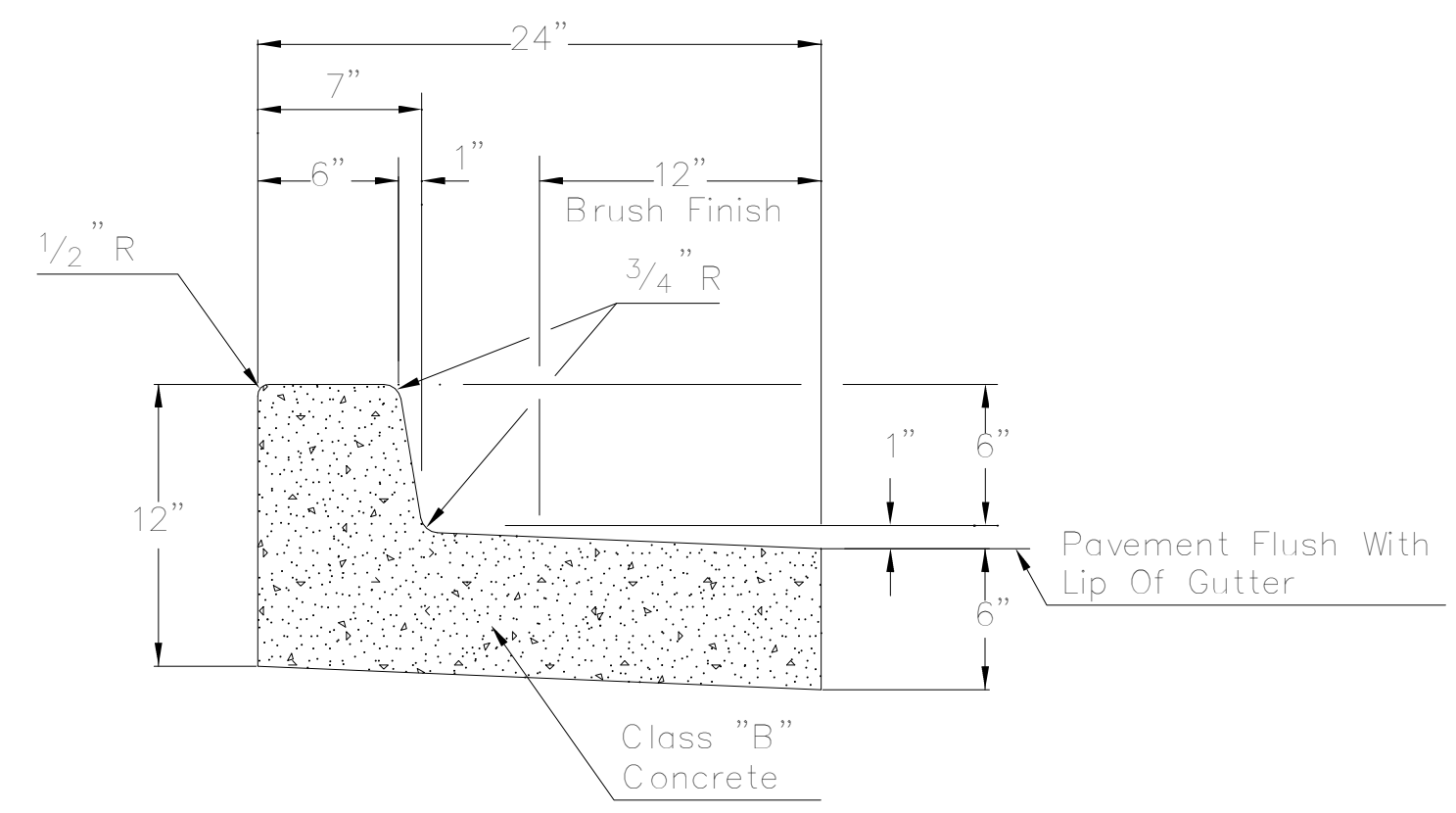


THIS DRAWING IS PROVIDED AS AN INSTRUMENT OF SERVICE BY DPA ARCHITECTS, INC. AND IS INTENDED FOR USE ON THIS PROJECT ONLY. THE DRAWING REMAINS THE PROPERTY OF DPA ARCHITECTS, INC. AND SHALL BE RETURNED TO THEM UPON COMPLETION OF THE CONSTRUCTION WORK. PURSUANT TO THE ARCHITECTURAL WORKS COPYRIGHT ACT OF 1990, ALL DRAWINGS, SPECIFICATIONS, NOTES AND DETAILS, INCLUDING THE ORIGINAL, FINAL, AMENDMENT AND CORRECTION, ARE HEREBY REGISTERED WITH THE ARCHITECTS WITHOUT FURTHER WRITTEN CONSENT FROM DPA ARCHITECTS, INC. TO BE REPRODUCED OR TRANSMITTED IN ANY FORM OR BY ANY MEANS, ELECTRONIC OR MECHANICAL, INCLUDING PHOTOCOPYING, RECORDING, OR BY ANY INFORMATION STORAGE AND RETRIEVAL SYSTEM, WITHOUT THE WRITTEN PERMISSION OF DPA ARCHITECTS, INC. © 2018 DPA ARCHITECTS, INC.

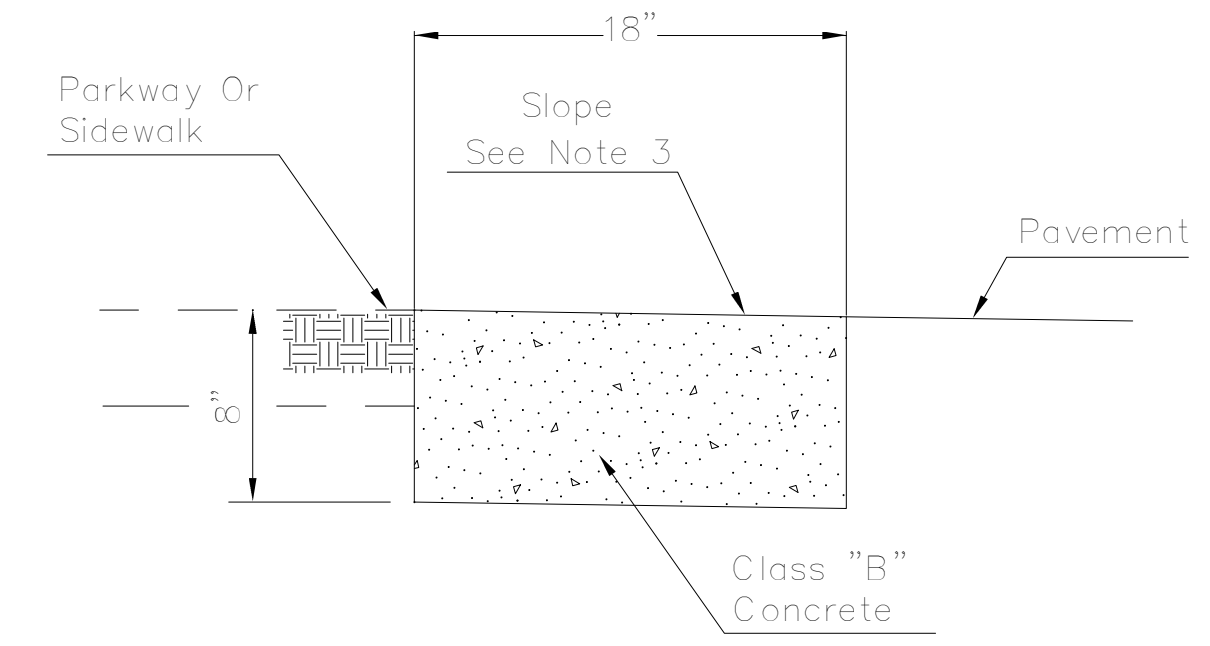
REVISED 4/15/09



VERTICAL CURB & GUTTER WITH DEPRESSED LIP
TYPE "A"

NOTES

- All exposed surfaces to be trowel finished except as shown. See M.A.G. Section 340.
- Contraction joint spacing shall be 10' maximum or as directed by the Inspector.
- Construct curb and install 1/2" mastic expansion joints, A.S.T.M. D-1751, per M.A.G. Sec. 340 & 729 and COS Sec. 340.
- Colored concrete shall be colored integrally.



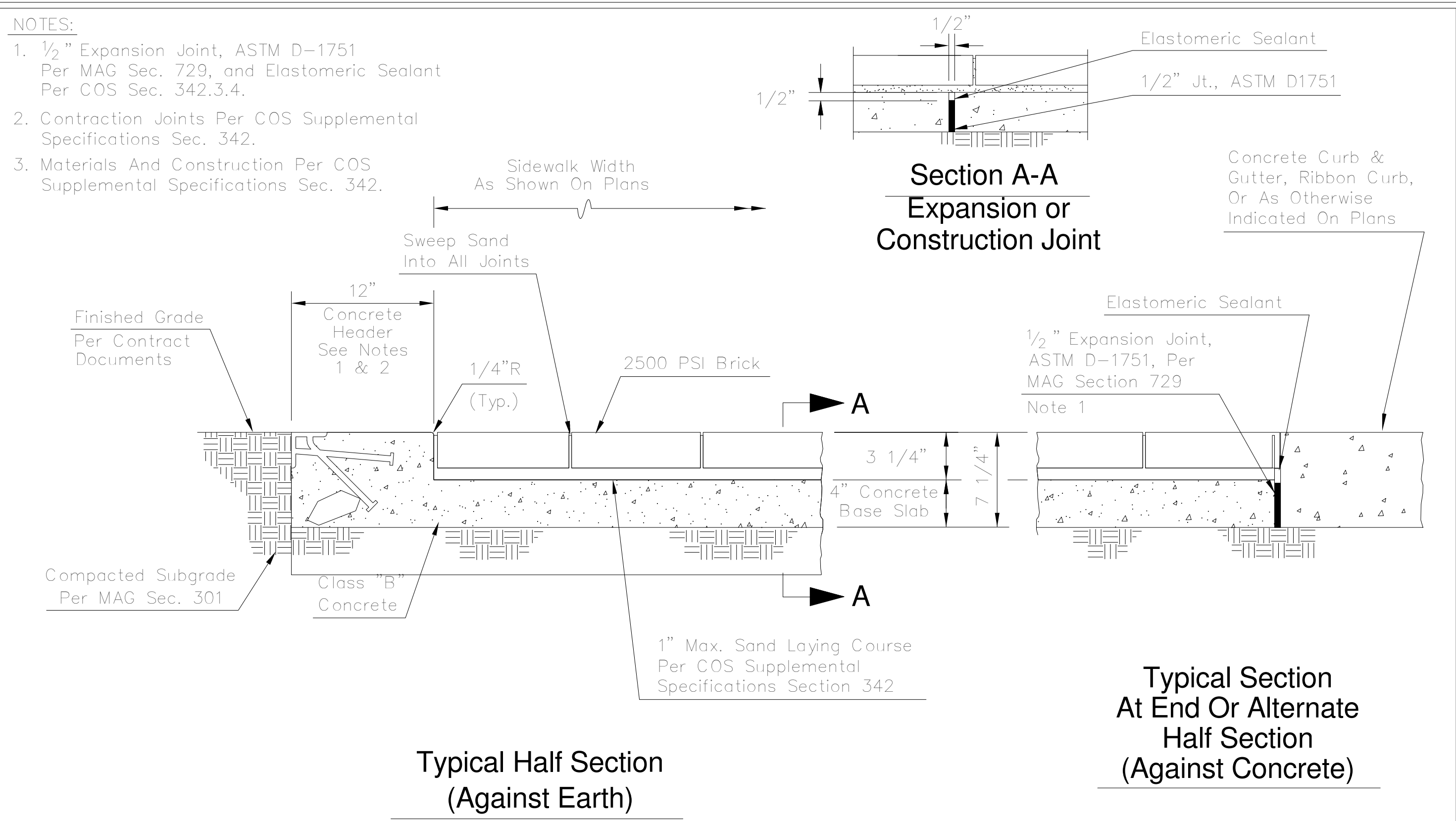
RIBBON CURB
TYPE "B"

NOTES

- Construct curb and install 1/2" mastic expansion joints, A.S.T.M. D-1751, per M.A.G. Sec. 340 & 729 and COS Sec. 340.
- Broom finish all surfaces.
- Ribbon curb may slope towards pavement or parkway. Match cross slope of road unless indicated otherwise on plans.
- Contraction joint spacing shall be 10' maximum or as directed by the Inspector.
- Colored concrete shall be colored integrally.

DETAIL NO. 2220	City of Scottsdale Standard Details	APPROVED BY: Scottsdale Standards & Specifications Committee	CURB AND GUTTER - TYPES A & B	DETAIL NO. 2220
---------------------------	--	--	--	---------------------------

CITY OF SCOTTSDALE CURB AND CUTTER 1
NOT TO SCALE AS500

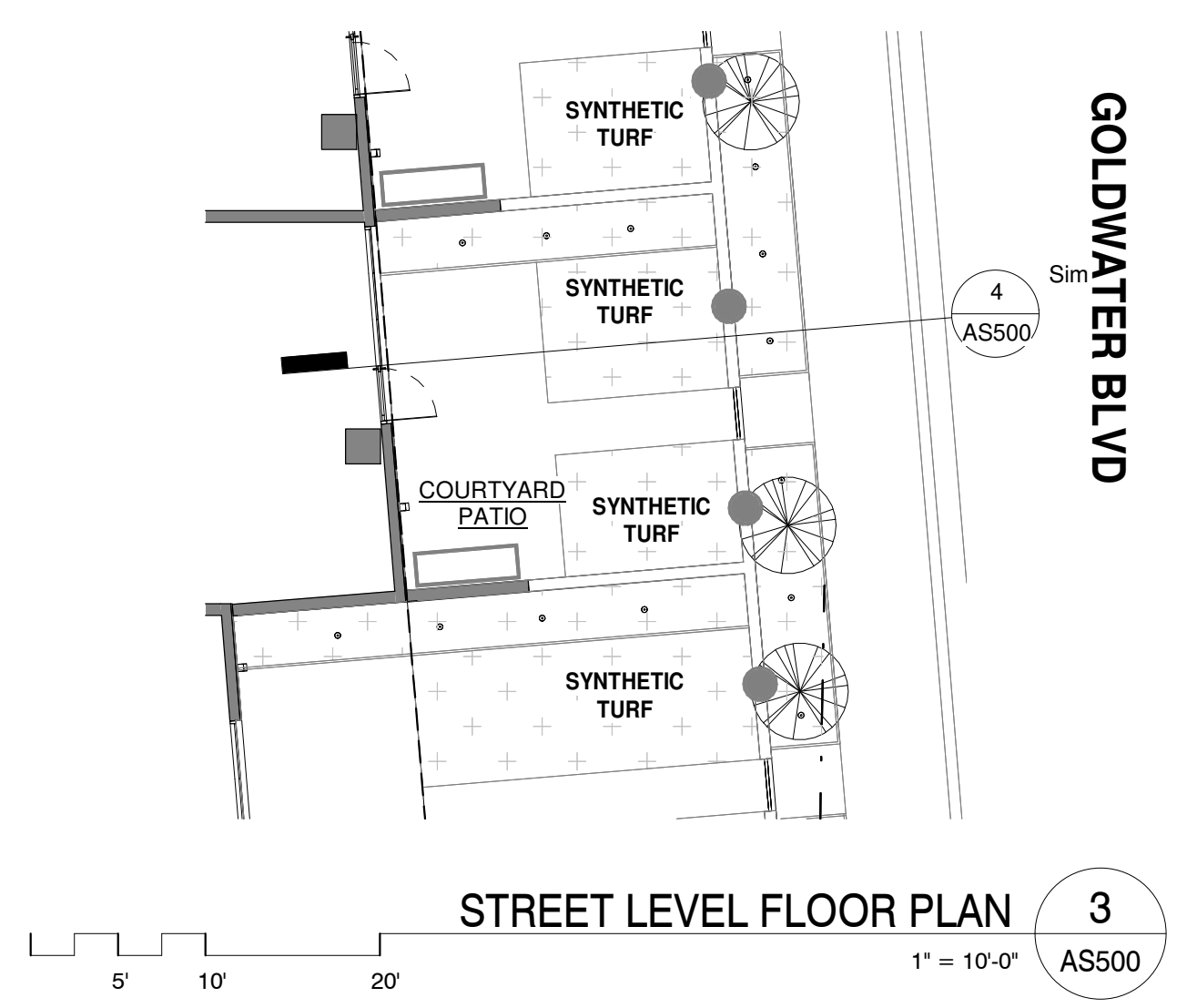


Typical Half Section (Against Earth)

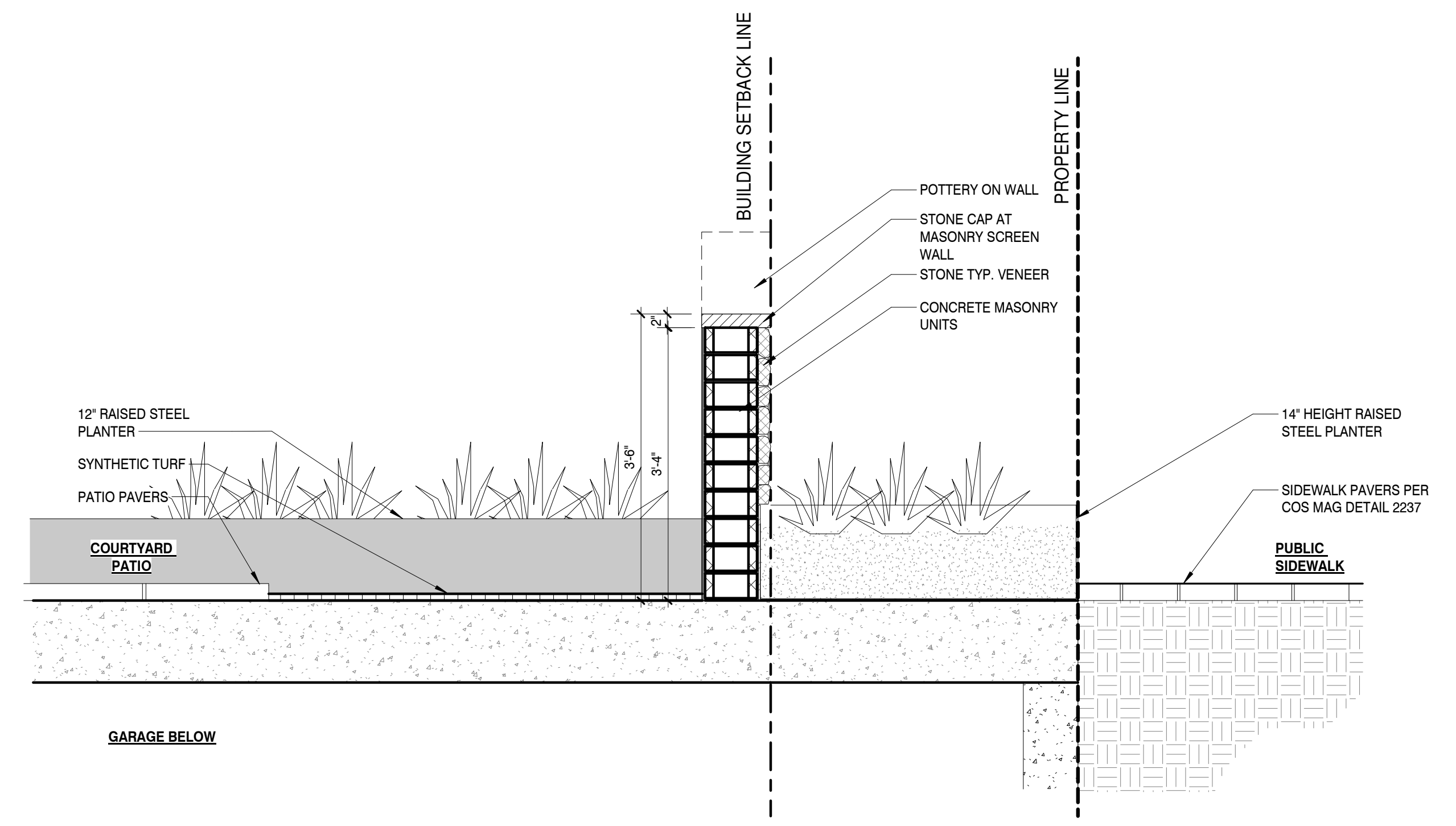
Typical Section At End Or Alternate Half Section (Against Concrete)

DETAIL NO. 2237	City of Scottsdale Standard Details	APPROVED BY: Scottsdale Standards & Specifications Committee	SIDEWALK PAVERS (NON-TRAFFIC BEARING)	DETAIL NO. 2237
---------------------------	--	--	--	---------------------------

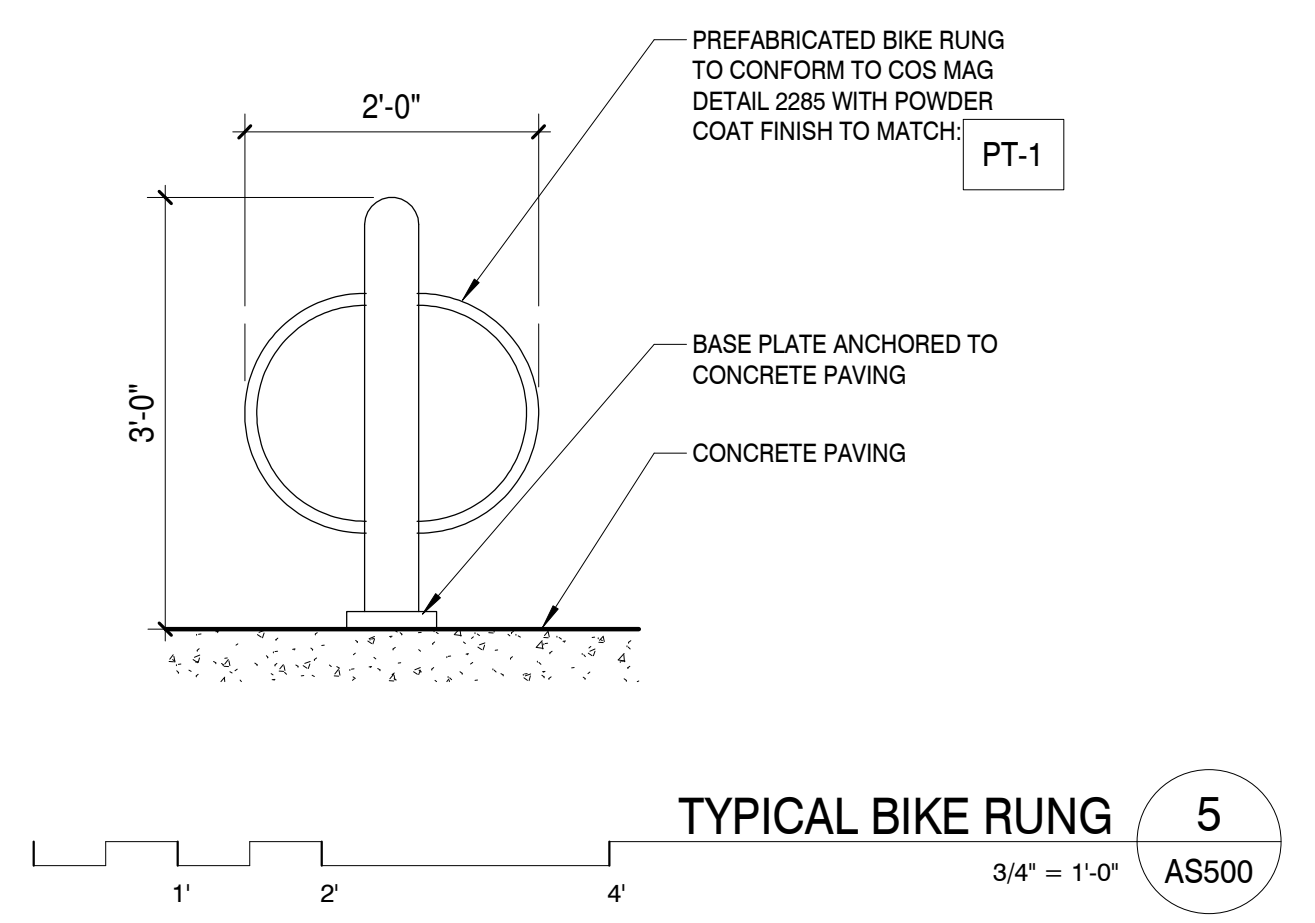
SIDEWALK PAVERS (NON-TRAFFIC BEARING) 2
NOT TO SCALE AS500



STREET LEVEL FLOOR PLAN 3
1" = 10'-0" AS500



UNIT PATIO WALL / RAISED PLANTER 4
3/4" = 1'-0" AS500




TYPICAL BIKE RUNG 5
3/4" = 1'-0" AS500

SITE DETAILS

CITY OF SCOTTSDALE
REZONING/DR DEVELOPMENT SUBMITTAL
PRE-APP CASE #486 - PA - 2018

WINERY SUITES OF SCOTTSDALE
6951 / 6961 E 1ST ST. SCOTTSDALE, AZ. 85251



dpa
DESIGNERS OF PROGRESSIVE ARCHITECTURE
7272 e indian school rd ste 214
scottsdale, arizona 85251
telephone 480 941 4222
www.dpaarchitects.com

REVISION INFORMATION	
#:	Description: Date:

drawn by: **YT**
project no.: **18024**
date: **11/13/18**

