KAD LED
LED Area Luminaire

Catalog Number
Notes
Type

Hit the Tab key or mouse over the page to see all interactive elements.

Specifications

EPA: 1.2 ft² (0.11 m²)
Length: 17-1/2" (44.5 cm)
Width: 17-1/2" (44.5 cm)
Height: 7-1/8" (18.1 cm)
Weight (max): 36 lbs. (16.4 kg)

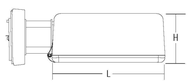

A+ Capable Luminaire

This item is an A+ capable luminaire, which has been designed and tested to provide consistent color appearance and system-level interoperability.

- All configurations of this luminaire meet the Acuity Brands' specification for chromatic consistency
- This luminaire is A+ Certified when ordered with DTL® controls marked by a shaded background. DTL DLL equipped luminaires meet the A+ specification for luminaire to photocontrol interoperability1
- This luminaire is part of an A+ Certified solution for ROAM®2 or XPoint™ Wireless control networks, providing out-of-the-box control compatibility with simple commissioning, when ordered with drivers and control options marked by a shaded background3

To learn more about A+, visit www.acuitybrands.com/aplus.

1. See ordering tree for details.
2. A+ Certified Solutions for ROAM require the order of one ROAM node per luminaire. Sold Separately: Link to Roam; Link to DTL DLL

A+ Capable options indicated by this color background.

Ordering Information

EXAMPLE: KAD LED 40C 1000 40K R5 MVOLT SPD04 DDBXD

KAD LED

Series	LEDs	Drive current	CCT	Distribution	Voltage	Mounting[1]
KAD LED	20C[1] 20 LEDs 30C[1] 30 LEDs 40C 40 LEDs 60C 60 LEDs	530 530 mA[2] 700 700 mA 1000 1000 mA	30K 3000 K 40K 4000 K 50K 5000 K	R2 Type II R3 Type III R4 Type IV R5 Type V[2]	MVOLT[3] 277[4] 120[4] 347[3,4] 208[4,5] 480[3,4] 240[4,5]	**Shipped included** SPUMBAK___ Square pole universal mounting adaptor[6] RPUMBAK___ Round pole universal mounting adaptor[6] SPD___ Square pole RPD___ Round pole WBD___ Wall bracket[7] WWD___ Wood pole or wall 04 4" arm 09 9" arm[8] 12 12" arm[8] **Shipped separately** DAD12P Degree arm (pole) DAD12WB Degree arm (wall) KMA Mast arm external filter

Options

Shipped installed
PER5 NEMA twist-lock five-wire receptacle only (no controls)[7,8,9]
PER7 Seven-wire receptacle only (no controls)[7,8,9]
SF Single fuse (120, 277, 347V)[4]
DF Double fuse (208, 240, 480V)[4]
PIR Bi-level, motion/ambient sensor, 8-15' mounting height, ambient sensor enabled at 5fc[10,11,12]
PIRH Bi-level, motion/ambient sensor, 15-30' mounting height, ambient sensor enabled at 5fc[10,11,12]
PIR1FC3V Bi-level, motion/ambient sensor, 8-15' mounting height, ambient sensor enabled at 1fc[10,11,12]
PIRH1FC3V Bi-level, motion/ambient sensor, 15-30' mounting height, ambient sensor enabled at 1fc[10,11,12]
BL30 Bi-level switched dimming, 30%[10,12,13]
BL50 Bi-level switched dimming, 50%[10,12,13]
PNMTDD3 Part night, dim till dawn[10,14]
PNMTD3 Part night, dim 3 hrs[10,14]
PNMTD6 Part night, dim 6 hrs[10,14]
PNMTD7 Part night, dim 7 hrs[10,14]
HS Houseside shield[10]

Shipped separately[10]
WG Wire guard

Finish (required)
DDBXD Dark bronze
DBLXD Black
DNAXD Natural aluminum
DWHXD White
DDBTXD Textured dark bronze
DBLBXD Textured black
DNATXD Textured natural aluminum
DWHGXD Textured white

© 2012-2023 Acuity Brands Lighting, Inc. All rights reserved.

LIGHTING FIXTURE TYPE: "OA"

NOTE: FIXTURE TYPE LUMINARIES FOR TYPE "OA" HAS BEEN RETROFITTED WITH FIXTURE TYPE "OB"

D-Series
LED Surface Canopy

d*series

Catalog Number
Notes
Type

Hit the Tab key or mouse over the page to see all interactive elements.

Specifications

Length: 17-3/4" (48.1 cm)
Width: 8-1/2" (21.6 cm)
Height: 3-7/16" (8.7 cm)
Weight (max): 16 lbs (7.3 kg)

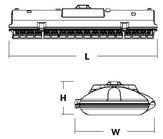

Introduction

The D-Series LED Surface Canopy luminaire is ideal for covered walkways or drive-thrus, semi-covered outdoor aisles, and walk-in coolers and freezers. Its five optical choices provide the design flexibility to potentially reduce luminaire counts while still meeting IES criteria, lowering overall energy consumption.

Its expected service life of over 100,000 hours (20 years of nighttime operation) combined with the available motion/ambient sensor offers an extremely low maintenance solution that yields quick payback.

Ordering Information

EXAMPLE: DSXSC LED 20C 700 40K T5M MVOLT SRM DWHXD

DSXSC LED

Series	LEDs	Drive current	Color temperature	Distribution	Voltage	Mounting
DSXSC LED	10C 10 LEDs (one engine)[1,2] 20C 20 LEDs (two engines) 30C 30 LEDs (three engines)	350 350 mA 530 530 mA 700 700 mA 1000 1000 mA (1 A)	30K 3000 K 40K 4000 K 50K 5000 K AMBPC Amber phosphor converted[3]	T1E Type V, entryway[4] T5M Type V, medium T5W Type V, wide T5R Type V, rectangular ASY Asymmetric	MVOLT[5] 277[5] 120[5] 347[6] 208[5] 480[5] 240[5]	**Shipped included** SRM Surface mount (12-inch length supply leads)

Options

Shipped installed
HS House-side shield (housing visor)[7]
SF Single fuse (120, 277, 347V)[8]
DF Double fuse (208, 240, 480V)[8]
SPD Separate surge protection[9]
DMG 0-10V dimming wires pulled outside fixture (for use with an external control, ordered separately)[10,11]
PIR Motion/ambient sensor for 8-15' mounting heights[12]
PIRH Motion/ambient sensor for 15-30' mounting heights[12]
PIR3FC3V Motion/ambient sensor for 8-15' mounting heights and for typical applications requiring daylight harvesting and Title 24 compliance[12]
PIRH3FC3V Motion/ambient sensor for 15-30' mounting heights and typical applications requiring daylight harvesting and Title 24 compliance[12]

Shipped separately
BDS Bird shroud[3]

Finish (required)
DWHXD White
DNAXD Natural aluminum
DDBXD Dark bronze

Accessories

Ordered and shipped separately.
DSXSCHS U Hoase-side shield (1 per light engine)
DSXSCBDSS U DWHXD U Bird shroud for SRM (on surface J-box only, white (specify finish)

NOTES
1. Available with 700mA or 1000mA option only.
2. Not available with 347 or 480V.
3. AMBPC only available with 530mA or 700mA.
4. DesignLights Consortium qualified.
5. MVOLT driver operates on any line voltage from 120-277V (50/60 Hz). Specify 120, 208, 240 or 277 options only when ordering with fusing (SF, DF options).
6. N/A with one light engine (10C). Only available with 700mA or 1000mA.
7. Also available as a separate accessory; see Accessories information at left.
8. Single fuse (SF) requires 120, 277 or 347 voltage option. Double fuse (DF) requires 208, 240 or 480 voltage option.
9. See the electrical section on page 3 for more details.
10. DMG not available with all PIR options
11. Dimming driver standard. Available in layouts up to 30'. Not available with 347V or 480V. Not available with fusing.
12. PIR & PIR3FC3V specifies the Acuity Controls SBGR 18 ODP motion/ambient sensor, the PIRH & PIRH3FC3V specifies the Acuity Controls SBGR 6 ODP motion/ambient sensor.

©2012-2023 Acuity Brands Lighting, Inc. All rights reserved.

LIGHTING FIXTURE TYPE: "OB"

WST LED
Architectural Wall Sconce

Catalog Number
Notes
Type

Hit the Tab key or mouse over the page to see all interactive elements.

Introduction

The classic Architectural Wall Sconce is now available with the latest in LED technology. The result is a long-life, maintenance-free product with typical energy savings of 75% compared to metal halide versions. The integral battery backup option provides emergency egress lighting, without the use of a back-box or remote gear, so installations maintain their aesthetic integrity.

The WST LED is ideal for replacing existing 50 – 175W metal halide wall-mounted products. The expected service life is 20+ years of nighttime use.

Specifications

Luminaire
Height: 7-1/4" (18.4 cm)
Width: 16-1/4" (41.3 cm)
Depth: 9-1/8" (23.2 cm)
Weight: 17 lbs (7.7 kg)

Optional Back Box (BBW)
Height: 4" (10.2 cm)
Width: 5-1/2" (14.0 cm)
Depth: 1-1/2" (3.8 cm)

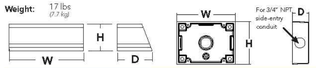

Ordering Information

EXAMPLE: WST LED 2 10A700/40K SR3 MVOLT DDBTXD

WST LED

Series	Light Engines	Performance Package	Distribution	Voltage	Mounting	Options[1]	Finish (required)
WST LED	1 One engine (10 LEDs) 2 Two engines (20 LEDs)	**700 mA options:** 10A700/31K 3000K 10A700/40K 4000K 10A700/50K 5000K	SR2 Type II SR3 Type III SR4 Type IV	MVOLT[2] 120[2] 208[2] 240[2] 277[2] 347 480	**Shipped included** (blank) Surface mount **Shipped separately**[3] BBW Surface-mounted back box UTS Uplift 5 degrees	**Shipped installed** PE Photoelectric cell, button type[4,5] SF Single fuse (120, 277, 347V)[6] DF Double fuse (208, 240, 480V)[6] DMG 0-10V dimming driver (no controls) ELCW Emergency battery backup[7] WLU Wet location door for up orientation[7] PIR Motion/ambient light sensor[8] **Shipped separately** VG Vandal guard WG Wire guard	DDBXD Dark bronze DBLXD Black DNAXD Natural aluminum DWHXD White DSSXD Sandstone DDBTXD Textured dark bronze DBLBXD Textured black DNATXD Textured natural aluminum DWHGXD Textured white DSSTXD Textured sandstone

Emergency Battery Operation

The emergency battery backup (ELCW option) is integral to the luminaire - no external housing required! This design provides reliable emergency operation while maintaining the aesthetics of the product.

All ELCW configurations include an independent secondary driver with an integral relay to immediately detect AC power loss. Dual light engines are wired in parallel so both engines operate in emergency mode and provide additional component redundancy. These design features meet various interpretations of NFPA 70/NEC 2008 - 700.16

The emergency battery will power the luminaire for a minimum duration of 90 minutes (maximum duration of three hours) from the time supply power is lost, per International Building Code Section 1006 and NFPA 101 Life Safety Code Section 7.9; provided luminaires are mounted at an appropriate height and illuminate an open space with no major obstructions.

The examples at right show illuminance at 1 fc average and 0.1 fc minimum at the single-engine Type IV product in emergency mode.

WST LED 1 10A700/40K SR4 MVOLT ELCW

10' x 10' Gridlines
8' and 12' Mounting Height

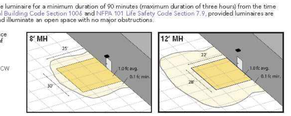

NOTES
1. MVOLT driver operates on any line voltage from 120-277V (50/60 Hz). Specify 120, 208, 240 or 277 options only when ordering with photocell (PE option) or fusing (SF, DF options).
2. May also be ordered separately as an accessory. Ex: WSBBW DDBXD U. Must specify finish.
3. Must be ordered with fixture; cannot be field installed.
4. Not available with MVOLT option. Button photocell (PE) can be ordered with a dedicated voltage option. Single fuse (SF) requires 120, 277 or 347 voltage option. Double fuse (DF) requires 208, 240 or 480 voltage option.
5. Not available with 480V option. Not available with motion/ambient light sensor (PIR).
6. Integral battery pack is rated for -20° to 40°C operating temperature. ELCW warranty is 3-year period. Not available with 347V or 480V. Not available with WLU.
7. WLU not available with PIR or ELCW. Specifies the SensorSwitch SP-OD-7-ODP control (photocell included); see Motion Sensor Guide for details. Not available with "PE" option (button type photocell). Dimming driver standard. Not available with WLU, VG or WG.

©2011-2014 Acuity Brands Lighting, Inc. All rights reserved.

LIGHTING FIXTURE TYPE: "OC"

Statistics						
Description	Symbol	Avg	Max	Min	Max/Min	Avg/Min
CANOPY	+	13.1 fc	17.4 fc	9.4 fc	1.9:1	1.4:1
PARKING LOT	+	2.5 fc	7.2 fc	0.5 fc	14.4:1	5.0:1

Schedule									
Symbol	Label	Quantity	Manufacturer	Catalog Number	Description	Number Lamps	Lumens Per Lamp	Light Loss Factor	Wattage
	"OA"	4	Lithonia Lighting	DSXSC-LED-20C-50K MVOLT	SURFACE MOUNTED LED, DOWNWARD DIRECTED, 700MA DRIVE CURRENT, 5000K COLOR TEMPERATURE	1	6011	0.95	96
	"OB"	6	Lithonia Lighting	DSXSC-LED-20C-50K MVOLT	SURFACE MOUNTED LED, DOWNWARD DIRECTED, 700MA DRIVE CURRENT, 5000K COLOR TEMPERATURE	1	6011	0.95	96
	"OC"	6	Lithonia Lighting	WST LED 1 10A700/40K SR4 MVOLT	WST LED WITH 1 MODULE, 10 LED?s, 700mA DRIVER, 4000K COLOR TEMPERATURE, TYPE 4 LENS	1	1927	0.95	24.2

KALAJIAN ARCHITECTURE & DESIGN LLC. ARCHITECTS
1871 AUSTIN DRIVE TROY MICHGAN 48083
OFFICE: 248-524-3616
EMAIL: aekalajian@sbc.global.net

CONSULTANT DESIGNER
CK CONSTRUCTION
37525 HACKER DR.
STERLING HEIGHTS, MI 48310
IMAD POTRES
C. 586.707.0080
E. IMADHERMIZ@GMAIL.COM

PROPOSED REMODELING OF AN EXISTING BUIILDING

CONTACT PERSON/ OWNER

SIMON DISHOW
EMAIL:
SDISHOW87@GMAIL.COM
PH: 586.864.8848

RENO. EXIST. GAS STATION
8233 N. VIA PASEO DEL NORTE
SCOTTSDALE, ARIZ. 85258

DESCRIPTION:
LIGHTING CUT SHEETS AND SCHEDULES

DRAWN BY	S.D.
CHECKED BY	S.D.
DATE	05-17-23
PROJECT #:	008-23-03-16
SCALE	NO SCALE

SEAL:
Registered Professional Engineer (Civil) CERTIFICATE NO. 47313 LUAY ESHO Date Signed
6/26/2023

Date	No.	Issued by

SHEET NO.
SP-3.1

COPYRIGHT 2023
THIS DOCUMENT & SUBJECT MATTER CONTAINED THEREIN IS PROPRIETARY AND IS INTENDED ONLY FOR THE USE OF THE INDIVIDUAL OR ENITY FOR WHICH IT WAS PREPARED AND IS NOT TO BE USED OR REPRODUCED WITHOUT THE WRITTEN PERMISSION OF . KALAJIAN ARCHITECTURE & DESIGN LLC.