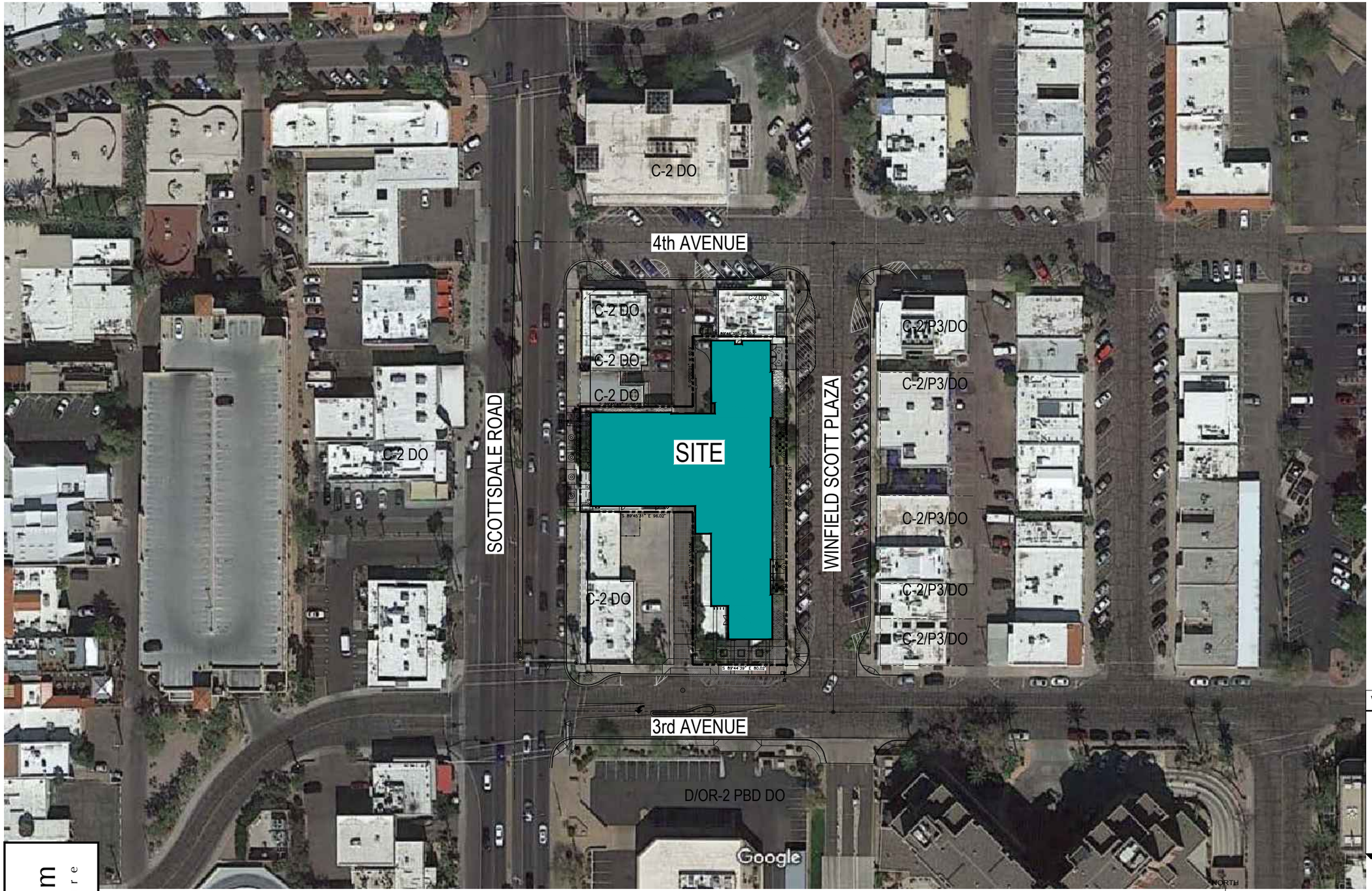

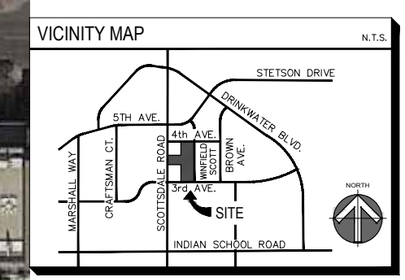

NORTH

0 20' 40' 80'

CONTEXT AERAIL

SCALE: 1"=40'-0"

A1.2

12-22-23

preliminary not for construction

ATTACHMENT 7

biltform architecture

biltform architecture group, inc.
11460 north cave creek road . suite 11
phoenix . arizona 85020
Phone 602.285.9200
www.biltform.com

WINFIELD HOTEL AND RESIDENCES - Scottsdale, Arizona

Design Architect - The Davis Experience

© BILTFORM ARCHITECTURE GROUP, INC.

GENERAL SITE NOTES:

6. SCR 47: ACKNOWLEDGE THE FOLLOWING CONSTRUCTION RESTRICTIONS:
   1. MARSHALLING AND STORAGE YARD. CITY ROWs, INCLUDING ALLEYS, MAY NOT BE USED FOR MARSHALLING OR STORAGE YARDS WITHOUT THE APPROVAL OF THE CITY'S TRANSPORTATION DEPARTMENT AND PAYMENT OF ASSOCIATED FEE THROUGH THE APPLICATION AND APPROVAL OF THE MARSHALLING AND STORAGE YARD PERMIT. CITY APPROVAL IS NOT GUARANTEED.
   2. ANY SOIL NAILS OR TIE BACK CONSTRUCTION SYSTEMS, PROTRUDING PAST PROPERTY LINES:
      i. MAY NOT DO SO INTO PRIVATELY OWNED PARCELS.
      ii. MAY NOT BE STEEL.
      iii. WILL REQUIRE OWNERSHIP EXECUTION OF A CITY PRIVATE IMPROVEMENT IN THE ROW PRIOR TO PERMIT ISSUANCE. CITY APPROVAL IS NOT GUARANTEED.
7. SCR 48: LAND ASSEMBLAGE, VIA A FINAL PLAT, PRIOR TO PERMIT ISSUANCE WILL BE REQUIRED PRIOR TO PERMIT ISSUANCE.
8. SCR CH 48: COVENANT TO CONSTRUCT AND ASSURANCE FOR PUBLIC INFRASTRUCTURE WILL BE REQUIRED PRIOR TO FINAL PLAT RECORDATION. DOLLAR VALUE WILL BE BASED ON CITY COSTS TO COMPLETE INFRASTRUCTURE.

DRB STIPULATIONS:

ALL STREET INFRASTRUCTURE STIPULATIONS FROM 15-DR-2018 SHALL BE CARRIED FORWARD AND CONSTRUCTED AS PART OF THIS APPLICATION.

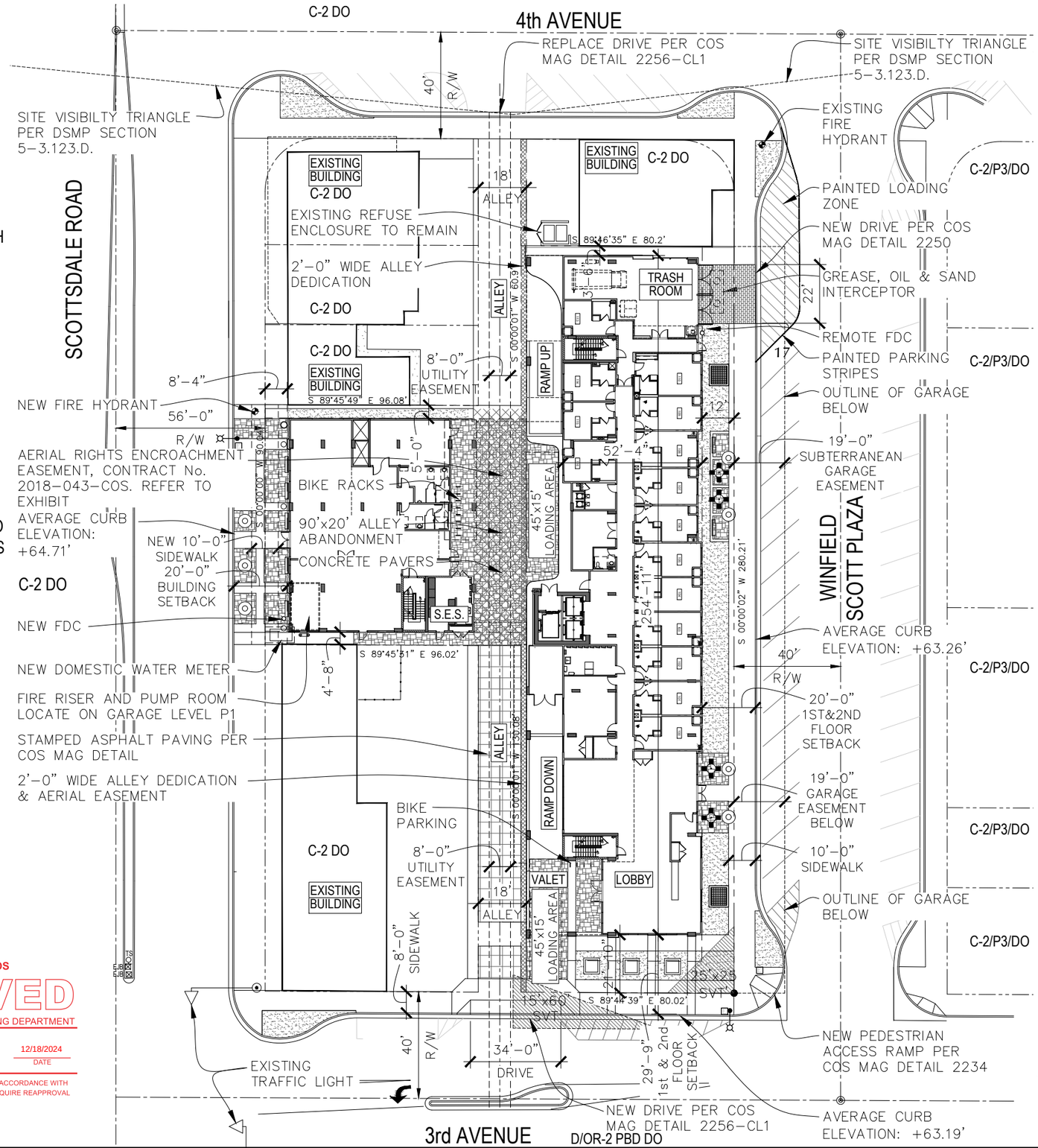

PROJECT DATA:

SITE ADDRESS:	4221 N. SCOTTSDALE ROAD	
SITE AREA:	0.712 NET ACRES (31,069 sf) 1.196 GROSS ACRES (52,122 sf)	
ZONING:	D/DMU-2 PBD DO - CASE 7-ZN-2017 ABANDONMENT 3-AB-2017, RESOLUTION No. 11066, COUNTY RECORDER 2022/0151976. AIR RIGHTS EASEMENT - CONTRACT No. 2018-043-COS	
BUILDING HEIGHT ALLOWED:	90'-0" max. (INCLUDING MECHANICAL)	
GFAR ALLOWED:	1.4 (1.4 x 52,122 sf)	72,971 sf
BONUS DEVELOPMENT STANDARD:		56,812 sf
TOTAL GFAR ALLOWED:		129,783 sf
GFAR PROPOSED:	2.49 (129,783 sf)	
NON-RESIDENTIAL AREA:		129,783 sf
RESIDENTIAL:		24,836 sf
GROSS BUILDING AREA:	FIRST FLOOR:	16,454 sf
	SECOND FLOOR:	10,756 sf
	THIRD FLOOR:	21,116 sf
	FOURTH FLOOR:	19,348 sf
	FIFTH FLOOR:	19,345 sf
	SIXTH FLOOR:	19,345 sf
	SEVENTH FLOOR:	19,345 sf
	EIGHTH FLOOR:	14,844 sf
	NINTH FLOOR:	14,066 sf
TOTAL:		154,619 sf
BELOW-GRADE PARKING GARAGE AREA:		67,600 sf
DENSITY ALLOWED:	50 DU/AC	
DENSITY PROPOSED:	13.38 DU/AC (16 DU / 1.196 = 13.38)	
HOTEL ROOMS:	230	
DWELLING UNITS:	24	
PARKING REQUIRED:	HOTEL REQUIRED:	230 SPACES (230 rooms x 1)
	RESIDENTIAL REQ'D: (1 BEDROOM UNITS:	24 SPACES 24 x 1 PS = 24 PS)
TOTAL REQUIRED PARKING:		254 SPACES
PARKING PROVIDED:		43 STANDARD SPACES 144 TANDEM SPACES 67 LIFT SPACES
TOTAL:		254 SPACES
	ALL PARKING TO BE VALET (NO SELF PARKING) **ADMINISTRATIVE APPROVAL RECEIVED 9/21/19**	
EV PARKING:	10 SPACES (4% w/ CHARGING DEVISE) 25 SPACES (10%) FUTURE EV CAPABLE	
BICYCLE PARKING:	254 / 10 = 25 SPACES	
BICYCLE PARKING PROVIDED:	25	

VICINITY MAP

N.T.S.

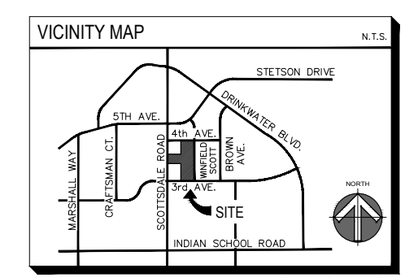

STIPULATION SET
RETAIN FOR RECORDS

APPROVED
BY THE CITY OF SCOTTSDALE PLANNING DEPARTMENT

15-DR-2018#2		12/18/2024
CASE NUMBER	APPROVED BY	DATE

CONSTRUCTION AND INSTALLATION SHALL BE IN ACCORDANCE WITH THIS PLAN AND ANY AND ALL DEVIATIONS WILL REQUIRE REAPPROVAL

SITE PLAN
SCALE: 1"=20'-0"

A1.0
10-21-2024

preliminary not for construction

biltform architecture

biltform architecture group, inc.
11460 north cave creek road . suite 11
phoenix . arizona 85020
Phone 602.285.9200
www.biltform.com

Design Architect - The Davis Experience

WINFIELD HOTEL AND RESIDENCES - Scottsdale, Arizona

ATTACHMENT 8

© BILTFORM ARCHITECTURE GROUP, INC.

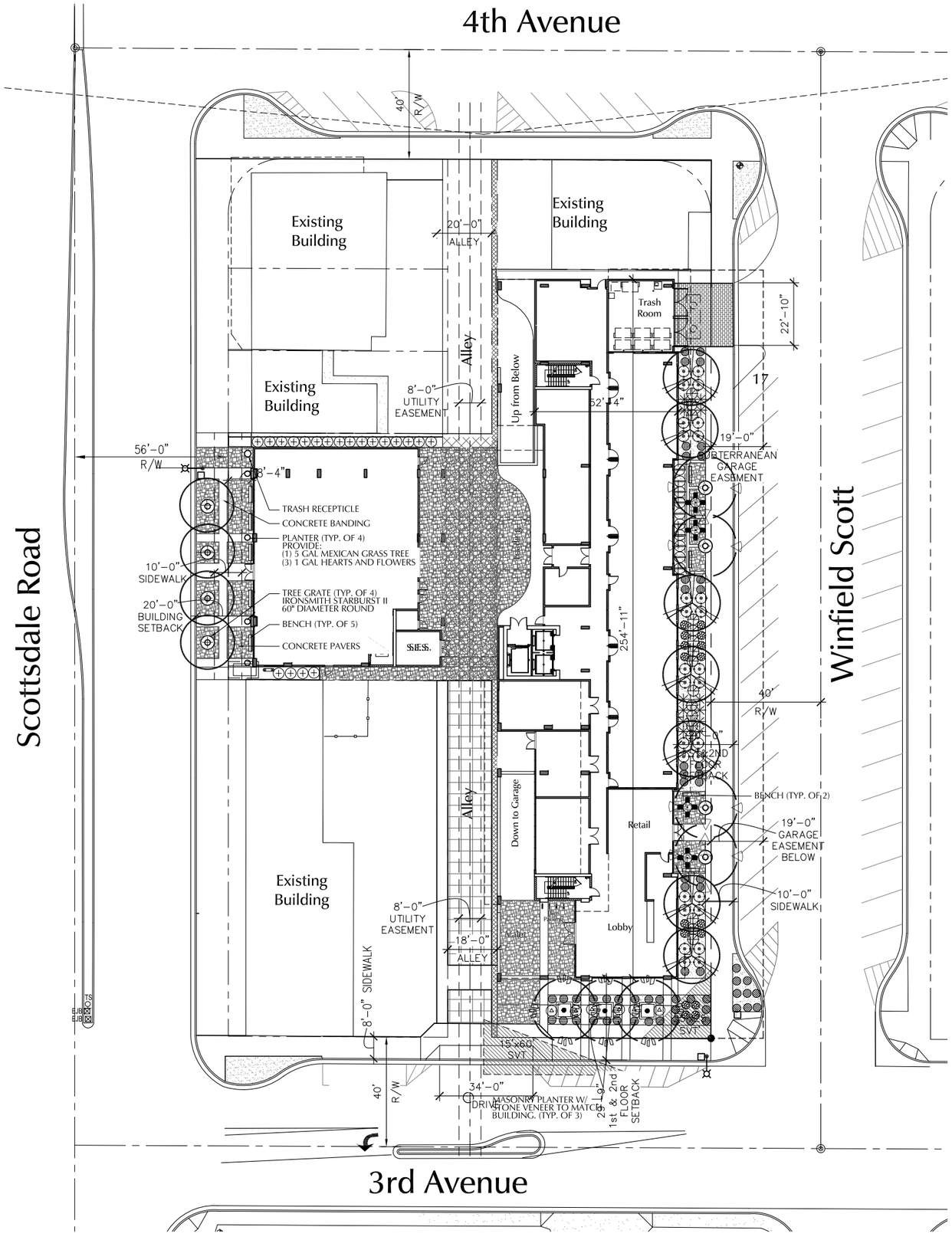

LANDSCAPE LEGEND

SCOTTSDALE DOWNTOWN AREA
SEGMENT 2 (EARLL DR. TO CHAPARRAL RD.)

TREES	SIZE
Acacia farnesiana Sweet Acacia	3.5" Cal. 12'H x 8'W Standard
Cercidium hybrid "Desert Museum" Hybrid	2.0" Cal. 9'H x 7'W Standard
Pistacia x red push Red Push Pistache	2.0" Cal. 10'H x 5'W Standard
Sophora secundiflora Texas Mountain Laurel	1.5" Cal. 8'H x 5'W Double Stake

SHRUBS	SIZE
Ruellia peninsularis Baja Ruellia	5 Gallon
Muhlenbergia rigens "Regal Mist" Deer Grass	5 Gallon
Hesperaloe parviflora "Perpa" Brakelights Red Yucca	5 Gallon
Sophora secundiflora Texas Mountain Laurel	5 Gallon
Rhapiolepis indica Indian Hawthorn	5 Gallon
Tecoma hybrid Orange Jubilee	5 Gallon

GROUNDCOVERS	SIZE
Lantana montevidensis "Spreading Sunshine" Lantana	1 Gallon
Convolvulus cneorum Bush Morning Glory	1 Gallon
Euphorbia rigida Gopher Plant	1 Gallon
Verbena rigida Purple Verbena	1 Gallon

LANDSCAPE MATERIALS

Decomposed granite Match existing (Contractor to submit sample for approval)	2" Depth
Tree grate Ironsmith	Starburst II 60" Round
Planter Kornegay Design	Dune Series DS-32; 44" Dia.
Trash Recepticle Kornegay Design	Dune Series DS-24
Bench Landscape Forms	Lakeside Series Grass Backed (24" x 67" x 35")
Concrete Pavers Belgard	Moduline Paver (4" x 24" 80mm)
Table Landscape Forms	Carousel Series Dining Backed (86" x 33")

CITY OF SCOTTSDALE LANDSCAPE NOTES

AREAS OF DECOMPOSED GRANITE WITHOUT PLANT MATERIAL/ GROUNDCOVERS SHALL NOT EXCEED DIMENSIONS OF MORE THAN 7 FEET IN ANY ONE DIRECTION, MEASURED BETWEEN PLANT CANOPIES AND/ OR COVERAGE.

A MINIMUM OF 50 PERCETAGE (UNLESS OTHERWISE STIPULATED BY THE DEVELOPMENT REVIEW BOARD, AND/ OR THE ZONING ORDINANCE REQUIREMENTS), OF THE PROVIDED TREES SHALL BE MATURE TREES. PURSUANT TO THE CITY OF SCOTTSDALE'S ZONING ORDINANCE, ARTICLE X, SECTION 10.301, AS DEFINED IN THE CITY OF SCOTTSDALE'S ZONING ORDINANCE, ARTICLE III, SECTION 3.100.

A SINGLE TRUNK TREE'S CALIPER SIZE, THAT IS TO EQUAL TO OR LESS THAN 4 INCHES, SHALL BE DETERMINED BY UTILIZING THE SMALLEST DIAMETER OF THE TRUNK 6 INCHES ABOVE FINISH GRADE ADJACENT TO THE TRUNK. A TREES CALIPER SIZE, FOR SINGLE TRUNK TREES THAT ARE TO HAVE A DIAMETER GREATER THAN 4 INCHES, SHALL BE DETERMINED BY UTILIZING THE SMALLEST DIAMETER OF 12 INCHES ABOVE FINISH GRADE AJACENT TO THE TRUNK. A MULTIPLE TRUNK TREE'S CALIPER SIZE IS MEASURED AT 6 INCHES ABOVE THE LOCATION THAT THE TRUNK SPLIT ORIGINATES, OR 6 INCHES ABOVE FINISH GRADE IF ALL THE TRUNKS ORIGINATE FROM THE SOIL.

AREA WITHIN THE SIGHT DISTANCE TRIANGLES IS TO BE CLEAR OF LANDSCAPING, SIGNS, OR OTHER VISIBILITY OBSTRUCTIONS WITH A HEIGHT GREATER THAN 1.5 FEET. TREES WITHIN THE SIGHT TRIANGLE SHALL HAVE A SINGLE TRUNK AND A CANOPY THAT BEGINS AT 8 FEET IN HEIGHT UPON INSTALLATION. ALL HEIGHTS ARE MEASURED FROM NEAREST STREET LINE ELEVATION.

RETENTION/ DETENTION BASINS SHALL BE CONSTRUCTED SOLELY FROM THE APPROVED CIVIL PLANS. ANY ALTERATION OF THE APPROVED DESIGN (ADDITIONAL FILL, BOULDERS, ETC.) SHALL REQUIRE ADDITIONAL FINAL PLANS STAFF REVIEW AND APPROVAL.

ALL RIGHTS-OF-WAY ADJACENT TO THIS PROPERTY SHALL BE LANDSCAPED AND MAINTAINED BY THE PROPERTY OWNER.

PRIOR TO THE ESTABLISHMENT OF WATER SERVICE, NON-RESIDENTIAL PROJECTS WITH AN ESTIMATED ANNUAL WATER DEMAND OF TEN (10) ACRE - FEET OR MORE SHALL SUBMIT A CONSERVATION PLAN IN CONFORMANCE WITH SECTIONS 49-245 THROUGH 49-248 OF THE CITY CODE TO THE WATER CONSERVATION OFFICE.

TURF SHALL BE LIMITED TO THE MAXIMUN AREA SPECIFIED IN SECTION 49-245 THROUGH 49-248 OF THE CITY CODE AND SHALL BE SHOWN ON LANDSCAPE PLANS SUBMITTED AT THE TIME OF FINAL PLANS.

NO LIGHTING IS APPROVED WITH THE SUBMITTAL.

THE APPROVAL OF THESE PLANS RECOGNIZE THE CONSTRUCTION OF A LOW VOLTAGE SYSTEM AND DOES NOT AUTHORIZE ANY VIOLATION OF THE CURRENT CITY OF SCOTTSDALE ADOPTED ELECTRICAL CODE.

THE LANDSCAPE SPECIFICATION SECTIONS(S) OF THESE PLANS HAVE NOT BEEN REVIEWED AND SHALL NOT BE A PART OF THE CITY OF SCOTTSDALE'S APPROVAL.

ALL SIGNS REQUIRE A SEPARATE PERMITS AND APPROVALS.

NEW LANDSCAPING, INCLUDING SALVAGED PLANT MATERIAL, AND LANDSCAPING INDICATED TO REMAIN, WHICH IS DESTROYED, DAMAGED, OR EXPIRES DURING CONSTRUCTION SHALL BE REPLACED WITH LIKE SIZE, KIND, AND QUANTITY PRIOR TO THE ISSUANCE OF THE CERTIFICATE OF OCCUPANCY/ LETTER OF ACCEPTANCE TO THE SATISFACTION OF THE INSPECTION SERVICES STAFF.

SITE DATA

SITE AREA:	.712 ACRES GROSS (31, 069 S.F.) 1.196 ACRES NET (52, 122 S.F.)
ON SITE:	3,473 S.F.
RIGHT - OF- WAY:	427 S.F.
PARKING LOT LANDSCAPING:	0 S.F. (UNDERGROUND GARAGE)

NORTH

0 10' 20' 40'

ATTACHMENT 9

PRELIMINARYLANDSCAPE PLAN

STIPULATION SET
RETAIN FOR RECORDS

APPROVED
BY THE CITY OF SCOTTSDALE PLANNING DEPARTMENT

15-DR-2018#2		12/18/2024
CASE NUMBER	APPROVED BY	DATE

CONSTRUCTION AND INSTALLATION SHALL BE IN ACCORDANCE WITH THIS PLAN AND ANY AND ALL DEVIATIONS WILL REQUIRE REAPPROVAL

biltform landscape architecture

biltform landscape architecture group, inc.
11460 North Cave Creek Rd. suite 6
phoenix , arizona 85020
Phone 602.285.9200 Fax 602.285.9229
email: dave@biltform.com

REGISTERED LANDSCAPE ARCHITECT CERTIFICATE NO. 22-101 PRELIMINARY NOT FOR CONSTRUCTION ARIZONA, U.S.A.
Expires: 3/31/19

WINFIELD
HOTEL AND RESIDENCES
4221 NORTH SCOTTSDALE ROAD, SCOTTSDALE ARIZONA

PROJECT NAME:
PROJECT OWNER: DESCO Capital Partners, LLC
9741 Fieldcrest Drive Omaha, Nebraska 68114

DESIGN DEVELOPMENT

REVISIONS:
1 -
2 -
3 -
4 -
5 -

JOB NO:	17-055L
DATE:	June 27, 2018
SCALE:	1" = 20'-0"
SHEET NO:	PL 1.2

15-DR-20
2/2/2

© BILTFORM ARCHITECTURE GROUP, INC.

Tree grate
Ironsmith

Starburst II
60" Round

TREE GRATE #M6019-2
STYLE: STARBURST SERIES 2

IRONSMITH
41-701 CORPORATE WAY, #3
PALM DESERT, CA 92260
(800) 3364766
COPYRIGHT

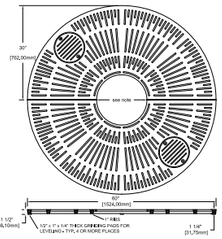

LIGHTWELL COVERS ARE BOLTED TO GRATE SLOT
SLOT WIDTH IS 3/8" MAXIMUM, MEETS ADA COMPLIANCE.
GRATE CAST FROM GRAY IRON OR ALUMINUM
TREE OPENING SIZE. 16", 18" OR 28"
STEEL ANGLE FRAME REQUIRED
FOR INSTALLATION USE MODEL M6001F
OUTER FRAME DIM. IS 3/4" ± 1/8"
GREATER THAN GRATE. .

Table
Landscape Forms

Carousel Series
Dining Backed (86" x 33")

Carousel ™ Table, 4 seat dining height, backed perf seats, Catena 42in dia tabletop
Product Drawing
Date: 09/01/2017
www.landscapeforms.com Ph: 800.521.2546

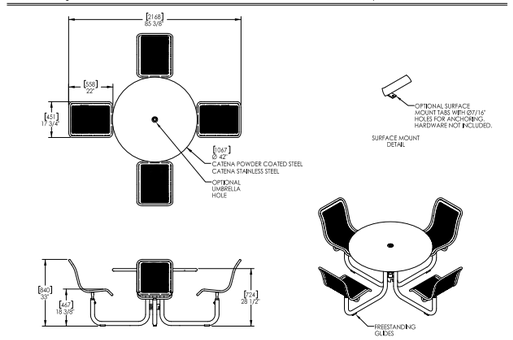

Bench
Landscape Forms

Lakeside Series
Grass Backed (24" x 67" x 35")

Planter
Kornegay Design

Dune Series
DS-32; 44" Dia.

Concrete Pavers
Belgard

Moduline Paver
(4" x 24" 80mm)

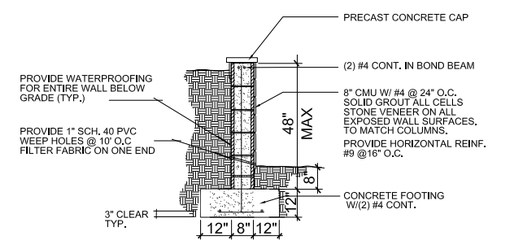

1 MASONRY PLANTER
SECTION
N.T.S.

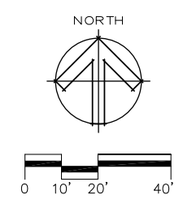

PRELIMINARYLANDSCAPE PLAN

biltform landscape architecture

biltform landscape architecture group, inc.
11460 North Cave Creek Rd, suite 6
phoenix . arizona 85020
Phone 602.285.9200 Fax 602.285.9229
email: dave@biltform.com

REGISTERED LANDSCAPE ARCHITECT
PRELIMINARY NOT FOR CONSTRUCTION
ARIZONA, U.S.A.
Expires: 3/31/19

WINFIELD
HOTEL AND RESIDENCES
4221 NORTH SCOTTSDALE ROAD, SCOTTSDALE ARIZONA

PROJECT NAME:
PROJECT OWNER:
DESCO Capital Partners, LLC
9741 Fieldcrest Drive Omaha, Nebraska 68114

DESIGN DEVELOPMENT

REVISIONS:
1 -
2 -
3 -
4 -
5 -

JOB NO: 17-055L
DATE: June 27, 2018
SCALE: N/A
SHEET NO:
PL 2.2

15-DR-20
2/2/2

© BILTFORM ARCHITECTURE GROUP, INC.

STIPULATION SET
RETAIN FOR RECORDS

APPROVED
BY THE CITY OF SCOTTSDALE PLANNING DEPARTMENT

12/18/2024
DATE

APPROVED BY

15-DR-2018#2
CASE NUMBER

CONSTRUCTION AND INSTALLATION SHALL BE IN ACCORDANCE WITH THIS PLAN AND ANY AND ALL DEVIATIONS WILL REQUIRE REAPPROVAL

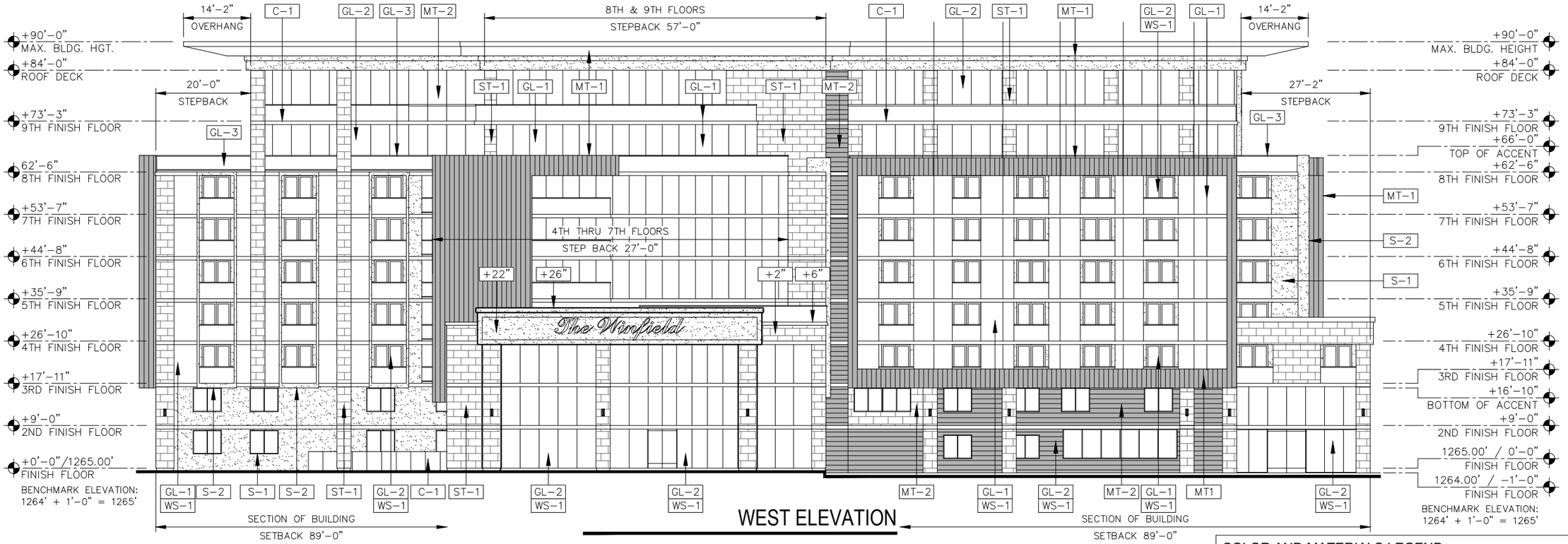

COLOR AND MATERIALS LEGEND

C-1	CAST-IN-PLACE CONCRETE	CECO CONCRETE NATURAL CONCRETE COLOR
GL-1	GLAZING	PPG SOLARBLUE w/ SOLARBAN R100 (U-VALUE .28, SHGC .24)
GL-2	GLAZING	PPG SOLARBLUE w/ SOLARBAN 70XL (U-VALUE .28, SHGC .24)
GL-3	GLASS RAILING	CLEAR 1/2" GLAZING - TEMPERED
MT-1	POWDER COATED METAL	SHERWIN WILLIAMS SW7076 CYBERSPACE
MT-2	POWDER COATED METAL	SHERWIN WILLIAMS SW7076 CYBERSPACE
MT-3	POWDER COATED METAL	SHERWIN WILLIAMS SW7672 KNITTING NEEDLES
MT-4	POWDER COATED PERFORATED ALUM.	SHERWIN WILLIAMS SW7076 CYBERSPACE
WS-1	WINDOW SYSTEM	SHERWIN WILLIAMS SW7076 CYBERSPACE
S-1	E.I.F.S. FINISH SYSTEM	SHERWIN WILLIAMS SW7029 AGREEABLE GRAY
S-2	E.I.F.S. FINISH SYSTEM	SHERWIN WILLIAMS SW0014 SHERATON SAGE
ST-1	STONE ACCENT	SUN VALLEY MASONRY CUT NATURAL STONE GOLD MICA QUARTZITE

BUILDING EXTERIOR ELEVATIONS

SCALE: 3/32" = 1'-0"

A3.2

07-31-24

preliminary not for construction

biltform architecture

biltform architecture group, inc.
11460 north cave creek road . suite 11
phoenix . arizona 85020
Phone 602.285.9200
www.biltform.com

WINFIELD HOTEL AND RESIDENCES - Scottsdale, Arizona

Design Architect - The Davis Experience

© BILTFORM ARCHITECTURE GROUP, INC.

STIPULATION SET
RETAIN FOR RECORDS
APPROVED
BY THE CITY OF SCOTTSDALE PLANNING DEPARTMENT

15-DR-2018#2 — CASE NUMBER
APPROVED BY
12/18/2024 — DATE

CONSTRUCTION AND INSTALLATION SHALL BE IN ACCORDANCE WITH THIS PLAN AND ANY AND ALL DEVIATIONS WILL REQUIRE REAPPROVAL

EAST ELEVATION

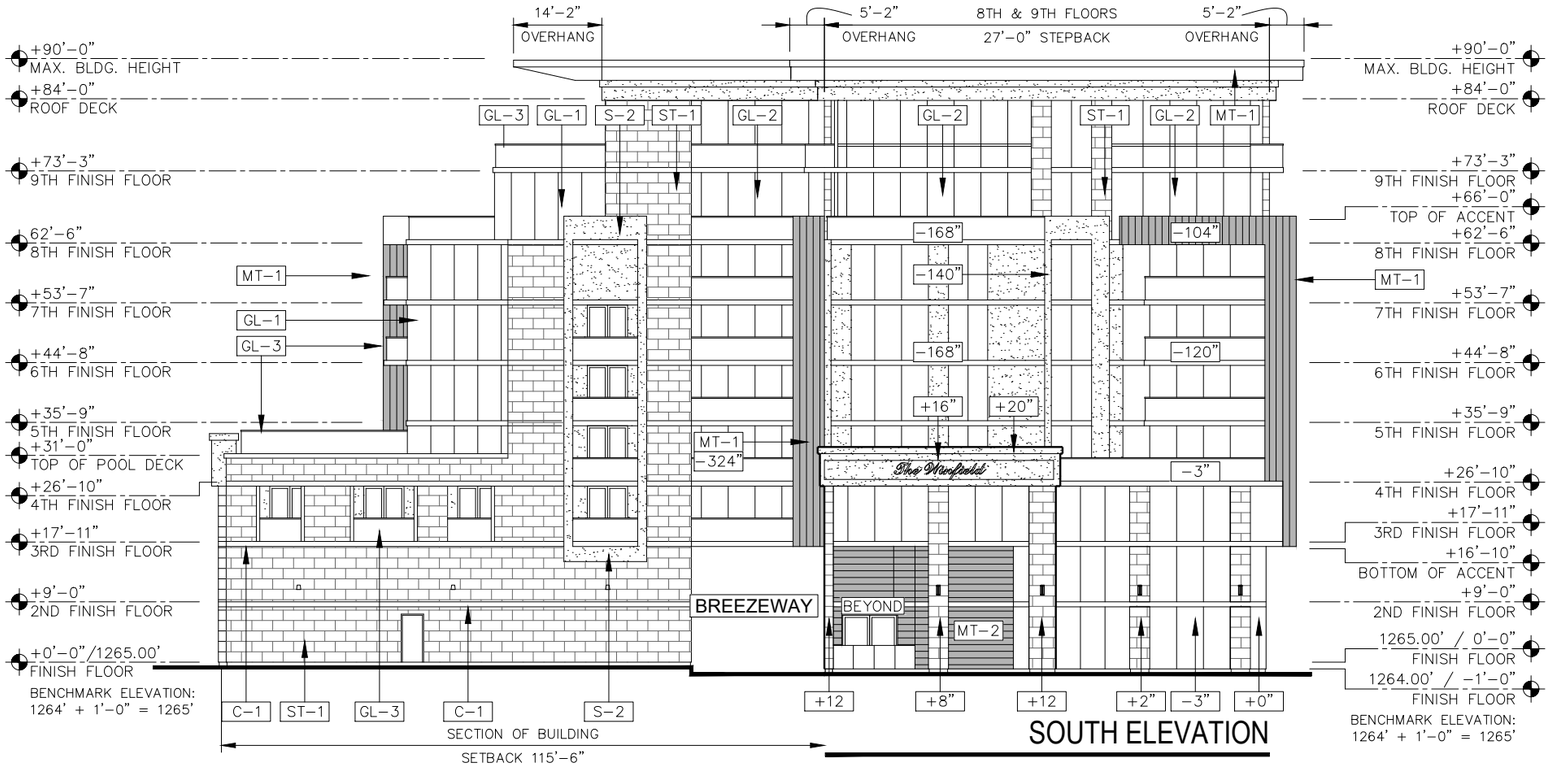

SOUTH ELEVATION

COLOR AND MATERIALS LEGEND

C-1	CAST-IN-PLACE CONCRETE	CECO CONCRETE NATURAL CONCRETE COLOR
GL-1	GLAZING	PPG SOLARBLUE w/ SOLARBAN R100 (U-VALUE .28, SHGC .24)
GL-2	GLAZING	PPG SOLARBLUE w/ SOLARBAN 70XL (U-VALUE .28, SHGC .24)
GL-3	GLASS RAILING	CLEAR 1/2" GLAZING - TEMPERED
MT-1	POWDER COATED METAL	SHERWIN WILLIAMS SW7076 CYBERSPACE
MT-2	POWDER COATED METAL	SHERWIN WILLIAMS SW7076 CYBERSPACE
MT-3	POWDER COATED METAL	SHERWIN WILLIAMS SW7672 KNITTING NEEDLES
MT-4	POWDER COATED PERFORATED ALUM.	SHERWIN WILLIAMS SW7076 CYBERSPACE
WS-1	WINDOW SYSTEM	SHERWIN WILLIAMS SW7076 CYBERSPACE
S-1	E.I.F.S. FINISH SYSTEM	SHERWIN WILLIAMS SW7029 AGREEABLE GRAY
S-2	E.I.F.S. FINISH SYSTEM	SHERWIN WILLIAMS SW0014 SHERATON SAGE
ST-1	STONE ACCENT	SUN VALLEY MASONRY CUT NATURAL STONE GOLD MICA QUARTZITE

BUILDING EXTERIOR ELEVATIONS

SCALE: 3/32" = 1'-0"

0 10'-8" 21'-4" 42'-8"

A3.1

07-31-24

preliminary not for construction

biltform architecture

biltform architecture group, inc.
11460 north cave creek road . suite 11
phoenix . arizona 85020
Phone 602.285.9200
www.biltform.com

WINFIELD HOTEL AND RESIDENCES - Scottsdale, Arizona

Design Architect - The Davis Experience

© BILTFORM ARCHITECTURE GROUP, INC.

STIPULATION SET
RETAIN FOR RECORDS

APPROVED
BY THE CITY OF SCOTTSDALE PLANNING DEPARTMENT

15-DR-2018#2 — CASE NUMBER
APPROVED BY
12/18/2024 — DATE

CONSTRUCTION AND INSTALLATION SHALL BE IN ACCORDANCE WITH THIS PLAN AND ANY AND ALL DEVIATIONS WILL REQUIRE REAPPROVAL

WEST ELEVATION

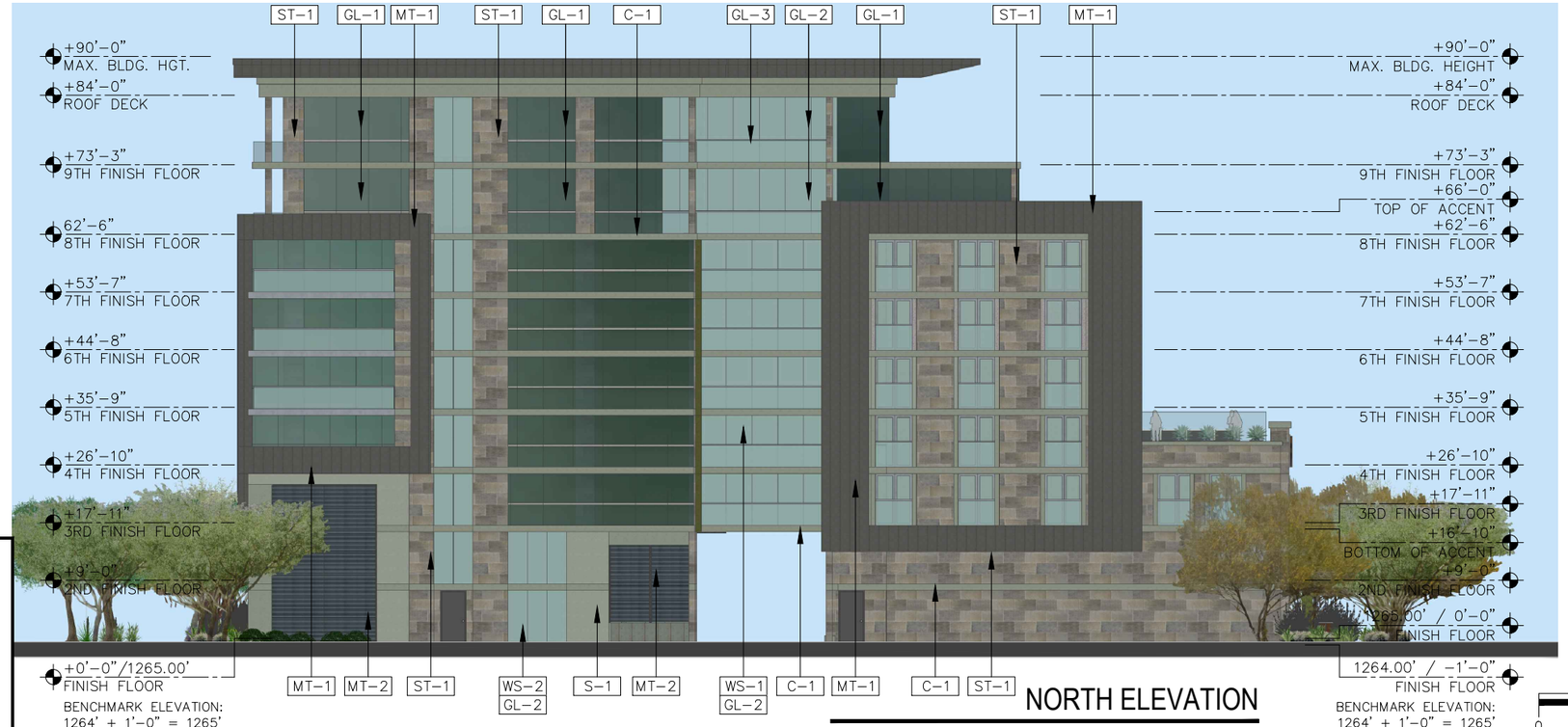

NORTH ELEVATION

COLOR AND MATERIALS LEGEND		
C-1	CAST-IN-PLACE CONCRETE	CECO CONCRETE NATURAL CONCRETE COLOR
GL-1	GLAZING	PPG SOLARBLUE w/ SOLARBAN R100 (U-VALUE .28, SHGC .24)
GL-2	GLAZING	PPG SOLARBLUE w/ SOLARBAN 70XL (U-VALUE .28, SHGC .24)
GL-3	GLASS RAILING	CLEAR 1/2" GLAZING – TEMPERED
MT-1	POWDER COATED METAL	SHERWIN WILLIAMS SW7076 CYBERSPACE
MT-2	POWDER COATED METAL	SHERWIN WILLIAMS SW7076 CYBERSPACE
MT-3	POWDER COATED METAL	SHERWIN WILLIAMS SW7672 KNITTING NEEDLES
MT-4	POWDER COATED PERFORATED ALUM.	SHERWIN WILLIAMS SW7076 CYBERSPACE
WS-1	WINDOW SYSTEM	SHERWIN WILLIAMS SW7076 CYBERSPACE
S-1	E.I.F.S. FINISH SYSTEM	SHERWIN WILLIAMS SW7029 AGREEABLE GRAY
S-2	E.I.F.S. FINISH SYSTEM	SHERWIN WILLIAMS SW0014 SHERATON SAGE
ST-1	STONE ACCENT	SUN VALLEY MASONRY CUT NATURAL STONE GOLD MICA QUARTZITE

0 10'-8" 21'-4" 42'-8"

BUILDING EXTERIOR ELEVATIONS

SCALE: 3/32" = 1'-0"

A3.4

07-31-24

preliminary not for construction

biltform architecture

biltform architecture group, inc.
11460 north cave creek road . suite 11
phoenix . arizona 85020
Phone 602.285.9200
www.biltform.com

WINFIELD HOTEL AND RESIDENCES - Scottsdale, Arizona

Design Architect - The Davis Experience

© BILTFORM ARCHITECTURE GROUP, INC.

STIPULATION SET
RETAIN FOR RECORDS

APPROVED

BY THE CITY OF SCOTTSDALE PLANNING DEPARTMENT

12/18/2024
DATE

APPROVED BY

15-DR-2018#2
CASE NUMBER

CONSTRUCTION AND INSTALLATION SHALL BE IN ACCORDANCE WITH THIS PLAN AND ANY AND ALL DEVIATIONS WILL REQUIRE REAPPROVAL

EAST ELEVATION

SOUTH ELEVATION

COLOR AND MATERIALS LEGEND

C-1	CAST-IN-PLACE CONCRETE	CECO CONCRETE NATURAL CONCRETE COLOR
GL-1	GLAZING	PPG SOLARBLUE w/ SOLARBAN R100 (U-VALUE .28, SHGC .24)
GL-2	GLAZING	PPG SOLARBLUE w/ SOLARBAN 70XL (U-VALUE .28, SHGC .24)
GL-3	GLASS RAILING	CLEAR 1/2" GLAZING – TEMPERED
MT-1	POWDER COATED METAL	SHERWIN WILLIAMS SW7076 CYBERSPACE
MT-2	POWDER COATED METAL	SHERWIN WILLIAMS SW7076 CYBERSPACE
MT-3	POWDER COATED METAL	SHERWIN WILLIAMS SW7672 KNITTING NEEDLES
MT-4	POWDER COATED PERFORATED ALUM.	SHERWIN WILLIAMS SW7076 CYBERSPACE
WS-1	WINDOW SYSTEM	SHERWIN WILLIAMS SW7076 CYBERSPACE
S-1	E.I.F.S. FINISH SYSTEM	SHERWIN WILLIAMS SW7029 AGREEABLE GRAY
S-2	E.I.F.S. FINISH SYSTEM	SHERWIN WILLIAMS SW0014 SHERATON SAGE
ST-1	STONE ACCENT	SUN VALLEY MASONRY CUT NATURAL STONE GOLD MICA QUARTZITE

0 10'-8" 21'-4" 42'-8"

BUILDING EXTERIOR ELEVATIONS

SCALE: 3/32" = 1'-0"

A3.3

07-31-24

preliminary not for construction

biltform architecture

biltform architecture group, inc.
11460 north cave creek road . suite 11
phoenix . arizona 85020
Phone 602.285.9200
www.biltform.com

WINFIELD HOTEL AND RESIDENCES - Scottsdale, Arizona

Design Architect - The Davis Experience

© BILTFORM ARCHITECTURE GROUP, INC.



BUILDING PERSPECTIVE
NORTH WEST CORNER
NO SCALE

A3.6
12-22-23

preliminary not for construction

ATTACHMENT 12

biltform architecture

biltform architecture
group, inc.
11460 north cave creek road . suite 11
phoenix . arizona 85020
Phone 602.285.9200
www.biltform.com

WINFIELD HOTEL AND RESIDENCES - Scottsdale, Arizona

Design Architect - The Davis Experience

© BILTFORM ARCHITECTURE GROUP, INC.

BUILDING PERSPECTIVE
NORTH EAST CORNER
NO SCALE

A3.7
12-22-23

preliminary not for construction

biltform architecture

biltform architecture
group, inc.
11460 north cave creek road . suite 11
phoenix . arizona 85020
Phone 602.285.9200
www.biltform.com

WINFIELD HOTEL AND RESIDENCES - Scottsdale, Arizona

Design Architect • The Davis Experience

© BILTFORM ARCHITECTURE GROUP, INC.



SOUTH ELEVATION

ST-1: STONE ACCENT

SUN VALLEY MASONRY
CUT NATURAL STONE
GOLD MICA QUARTZITE



15-DR-2018#2
2/2/24

ATTACHMENT 13

preliminary not for construction

biltform architecture
biltform architecture group, inc.
11450 north cave creek road , suite 11
phoenix , arizona 85020
Phone 602.285.9200
www.biltform.com

WINFIELD HOTEL AND RESIDENCES - Scottsdale, Arizona

Design Architect - The Davis Experience

© BILTFORM ARCHITECTURE GROUP, INC.

GL-1: GLAZING

PPG SOLARBLUE w/
SOLARBAN 70XL

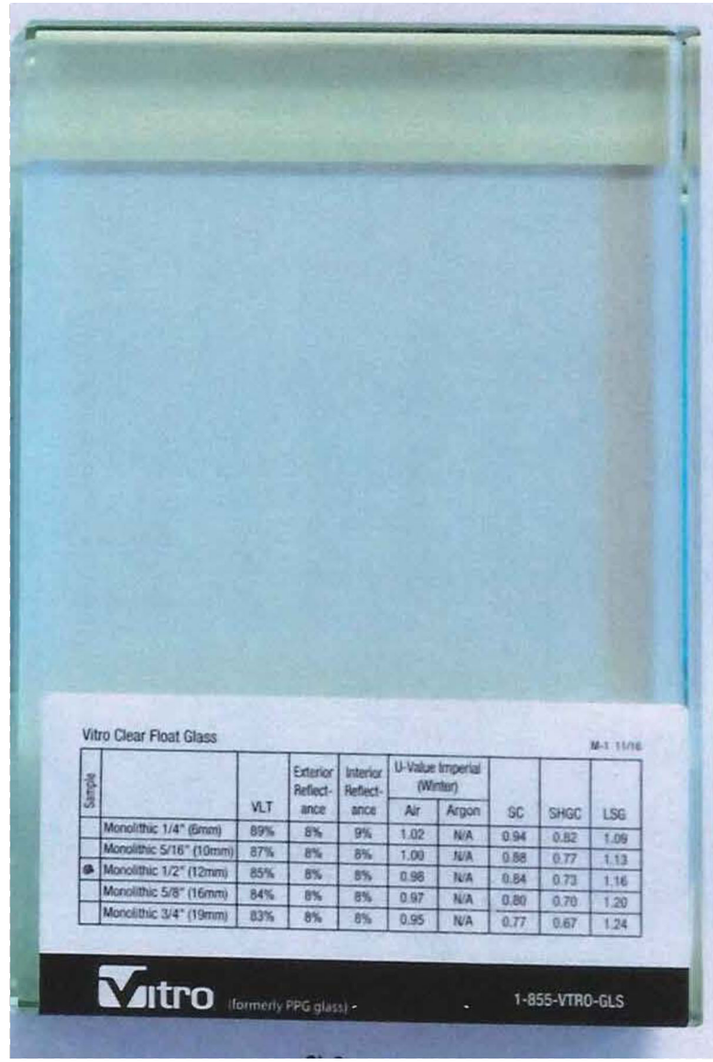

GL-2: GLAZING

PPG SOLARBLUE w/
SOLARBAN R100

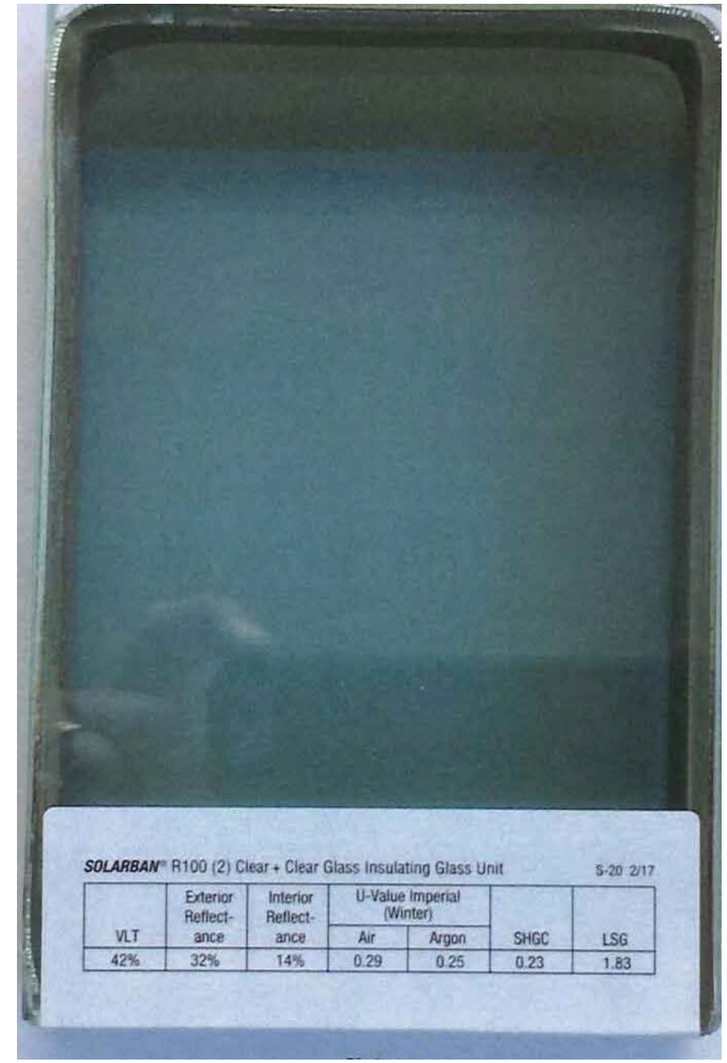

preliminary not for construction

biltform architecture

biltform architecture group, inc.
11460 north cave creek road , suite 11
phoenix , arizona 85020
Phone 602.285.9200
www.biltform.com

WINFIELD HOTEL AND RESIDENCES - Scottsdale, Arizona

Design Architect - The Davis Experience

© BILTFORM ARCHITECTURE GROUP, INC.



SOUTH ELEVATION

GL-3: GLAZING:

CLEAR 1/2" GLAZING
TEMPERED



C-1:

CECO CONCRETE
NATURAL CONCRETE
COLOR

preliminary not for construction

biltform architecture
biltform architecture group, inc.
11460 north cave creek road , suite 11
phoenix , arizona 85020
Phone 602.285.9200
www.biltform.com

WINFIELD HOTEL AND RESIDENCES - Scottsdale, Arizona

Design Architect - The Davis Experience

© BILTFORM ARCHITECTURE GROUP, INC.

SOUTH ELEVATION

MT-1 / MT-2 / WS-1:

SHERWIN WILLIAMS
SW7076 CYBERSPACE



MT-3:

SHERWIN WILLIAMS
SW7672
KNITTING NEEDLES

15-DR-2018#2
2/2/24

preliminary not for construction

biltform architecture
biltform architecture group, inc.
11450 north cave creek road , suite 11
phoenix , arizona 85020
Phone 602.285.9200
www.biltform.com

WINFIELD HOTEL AND RESIDENCES - Scottsdale, Arizona

Design Architect - The Davis Experience

© BILTFORM ARCHITECTURE GROUP, INC.



SOUTH ELEVATION

S-1:

E.I.F.S. FINISH SYSTEM -
SHERWIN WILLIAMS
SW7029
AGREEABLE GRAY

S-2:

E.I.F.S. FINISH SYSTEM -
SHERWIN WILLIAMS
SW0014
SHERATON SAGE



15-DR-2018#2
2/2/24

preliminary not for construction

biltform architecture
biltform architecture group, inc.
11460 north cave creek road , suite 11
phoenix , arizona 85020
Phone 602.285.9200
www.biltform.com

WINFIELD HOTEL AND RESIDENCES - Scottsdale, Arizona

Design Architect - The Davis Experience

© BILTFORM ARCHITECTURE GROUP, INC.

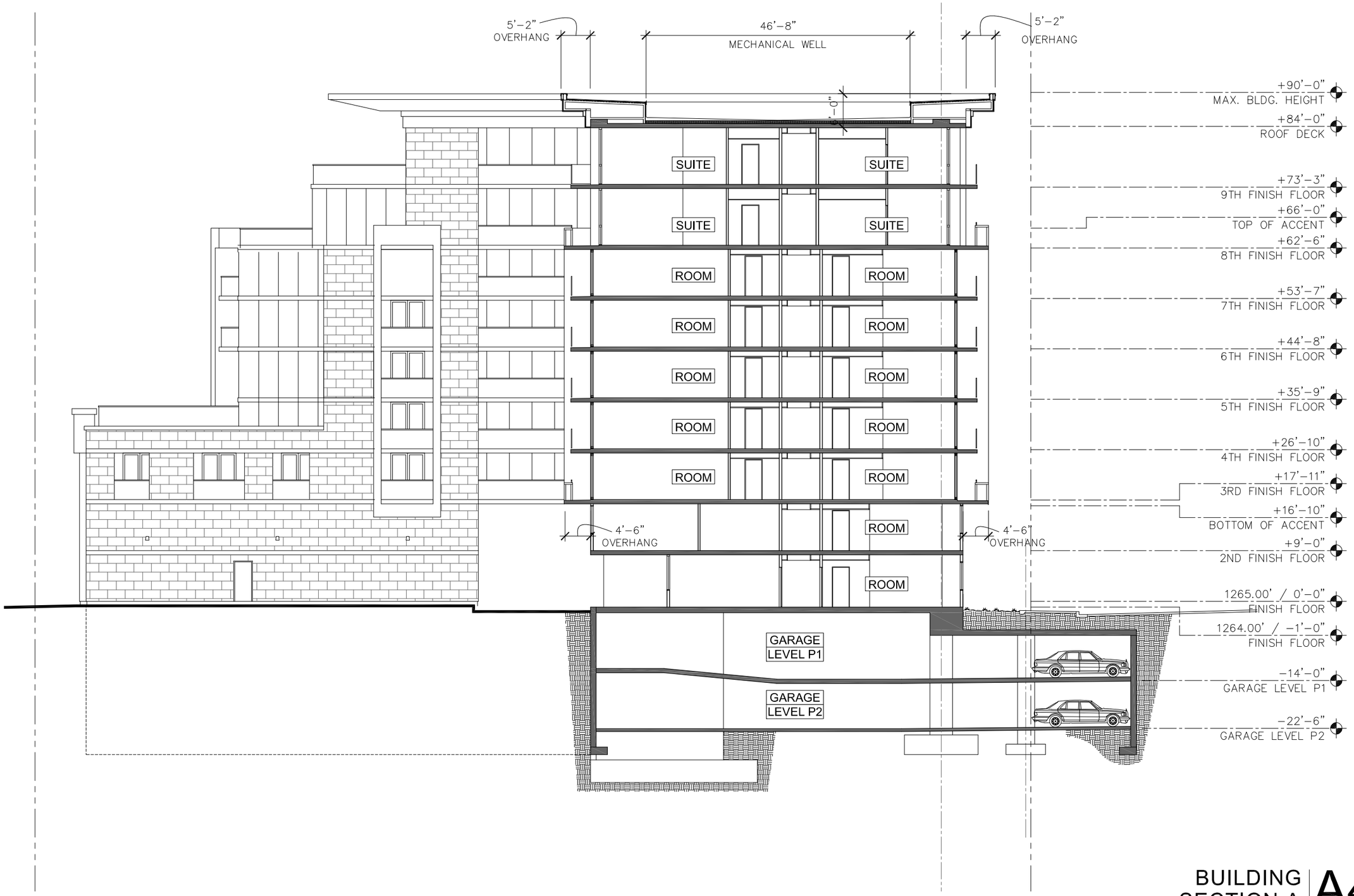

BUILDING SECTION A | A4.1

SCALE: 1/8" = 1'-0"

12-22-23

preliminary not for construction

0 8' 16' 32'

ATTACHMENT 14

biltform architecture

biltform architecture group, inc.
11460 north cave creek road . suite 11
phoenix . arizona 85020
Phone 602.285.9200
www.biltform.com

WINFIELD HOTEL AND RESIDENCES - Scottsdale, Arizona

Design Architect - The Davis Experience

© BILTFORM ARCHITECTURE GROUP, INC.

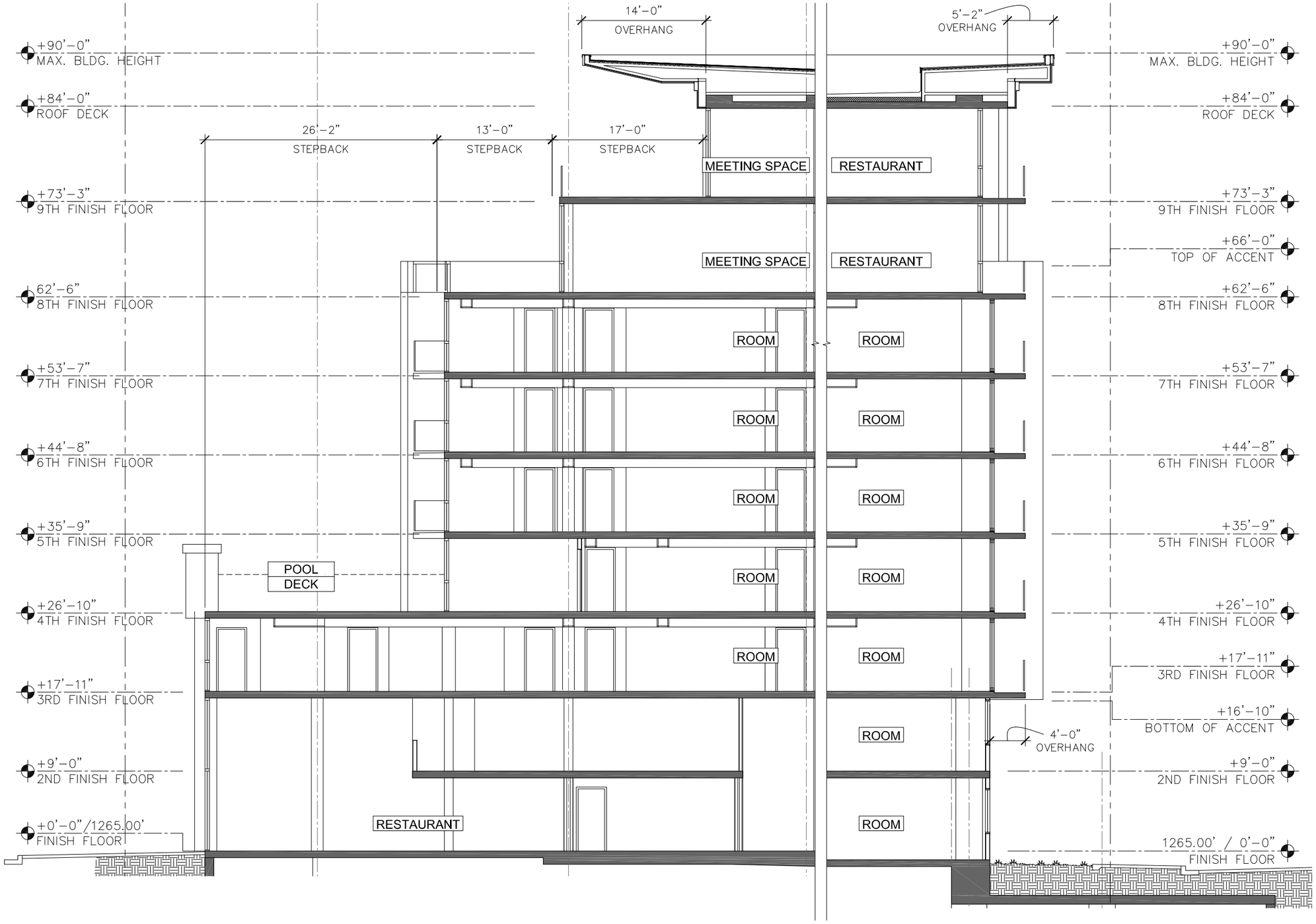

BUILDING SECTION B

SCALE: 3/16" = 1'-0"

A4.2

12-22-23

0 5'-4" 10'-8" 21'-4"

preliminary not for construction

biltform architecture

biltform architecture group, inc.
11460 north cave creek road . suite 11
phoenix . arizona 85020
Phone 602.285.9200
www.biltform.com

WINFIELD HOTEL AND RESIDENCES - Scottsdale, Arizona

Design Architect • The Davis Experience

© BILTFORM ARCHITECTURE GROUP, INC.

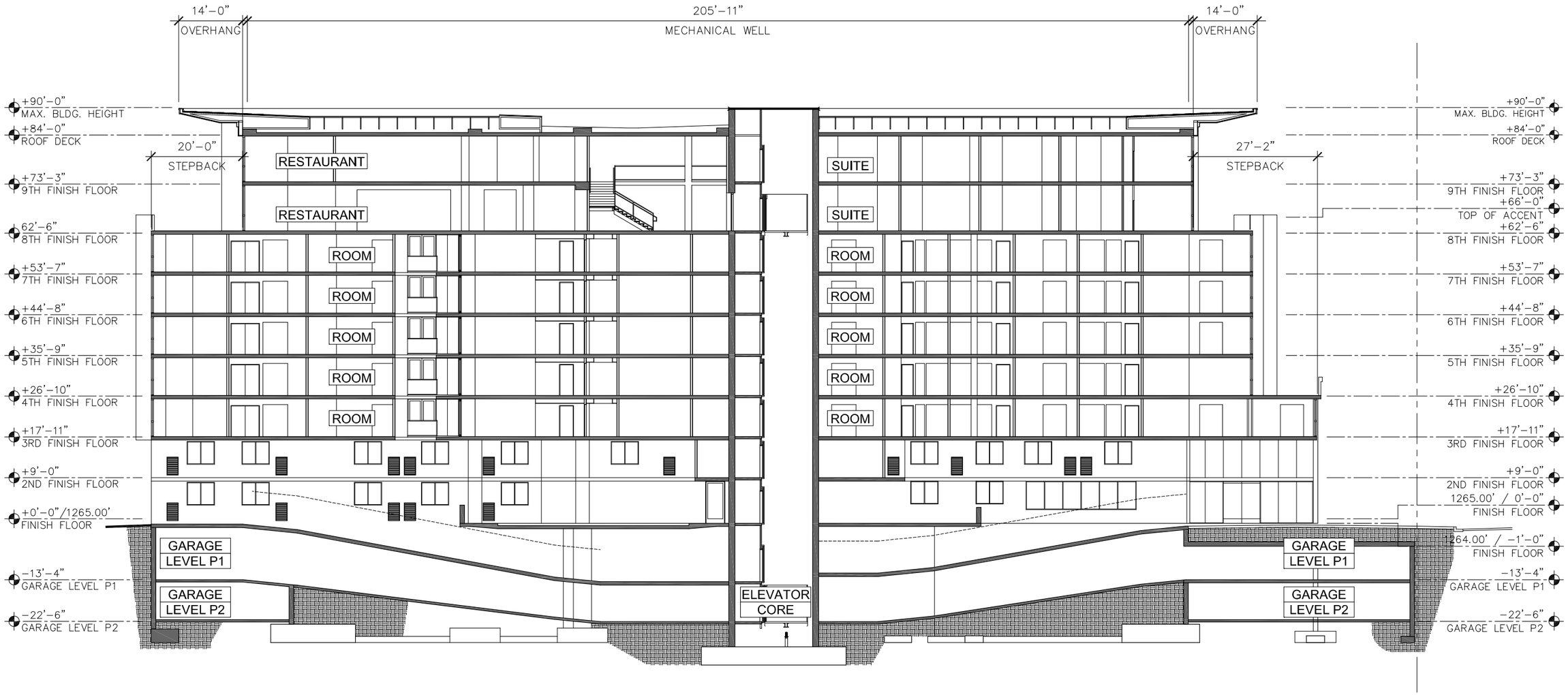

BUILDING SECTION C

A4.3

SCALE: 3/32" = 1'-0"

12-22-23

0 10'-8" 21'-4" 42'-8"

preliminary not for construction

biltform architecture

biltform architecture group, inc.
11460 north cave creek road . suite 11
phoenix . arizona 85020
Phone 602.285.9200
www.biltform.com

WINFIELD HOTEL AND RESIDENCES - Scottsdale, Arizona

Design Architect - The Davis Experience

© BILTFORM ARCHITECTURE GROUP, INC.

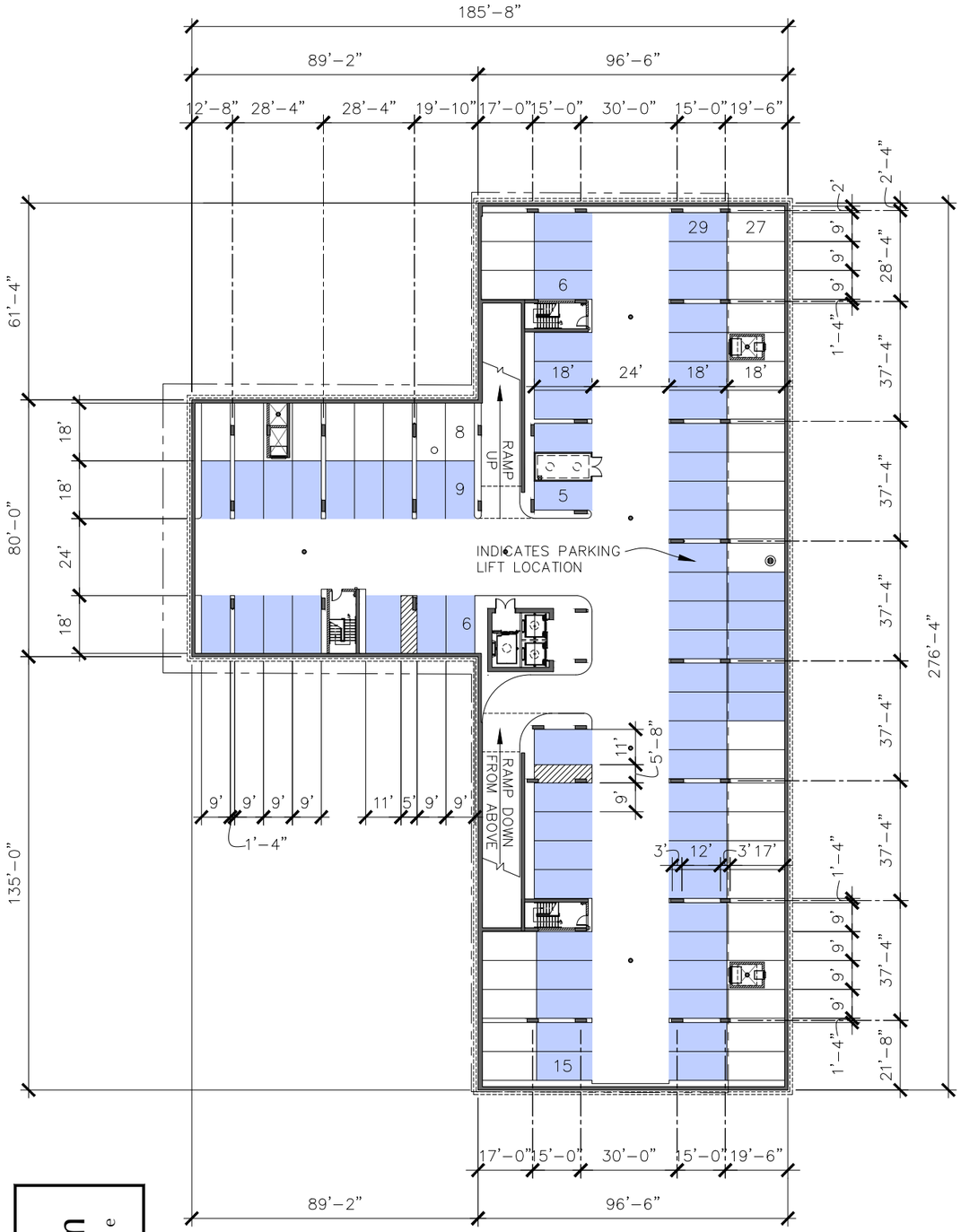

GARAGE LEVEL P2

BUILDING AREA:	33,800	S.F.
SINGLE:	20	P.S.
TANDEM:	86	P.S.
LIFT:	67	P.S.
TOTAL:	173	P.S.

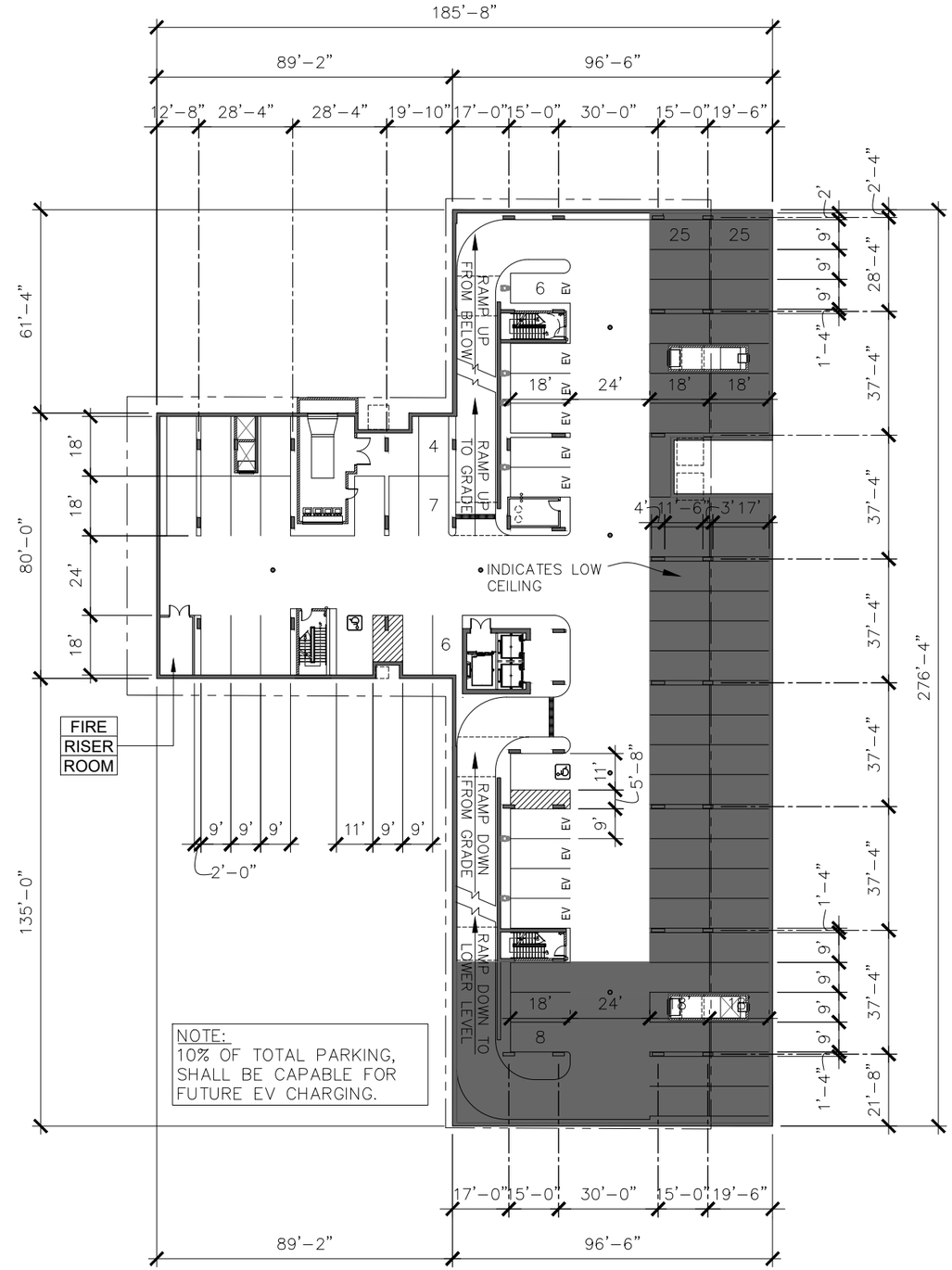

GARAGE LEVEL P1

BUILDING AREA:	33,800	S.F.
SINGLE:	23	P.S.
TANDEM:	58	P.S.
TOTAL:	81	P.S.
EV CHARGERS (4%):	10	P.S.

0 10' 20' 40'

GARAGE PLANS

SCALE: 1"=20'-0"

A2.1

10-21-24

preliminary not for construction

biltform architecture

biltform architecture group, inc.
11460 north cave creek road . suite 11
phoenix . arizona 85020
Phone 602.285.9200
www.biltform.com

WINFIELD HOTEL AND RESIDENCES - Scottsdale, Arizona

Design Architect - The Davis Experience

© BILTFORM ARCHITECTURE GROUP, INC.

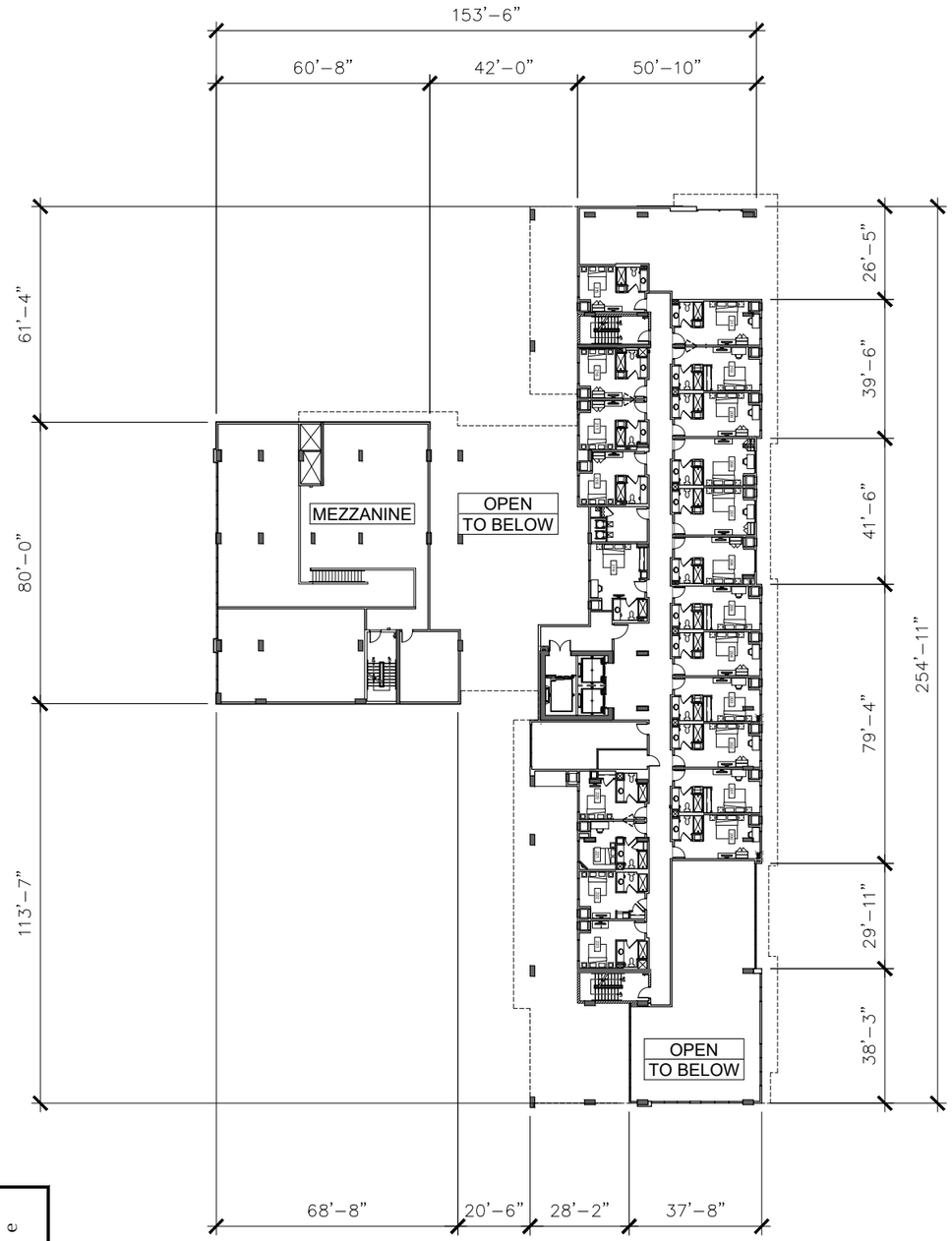

SECOND FLOOR

10,756 S.F.
21 ROOMS

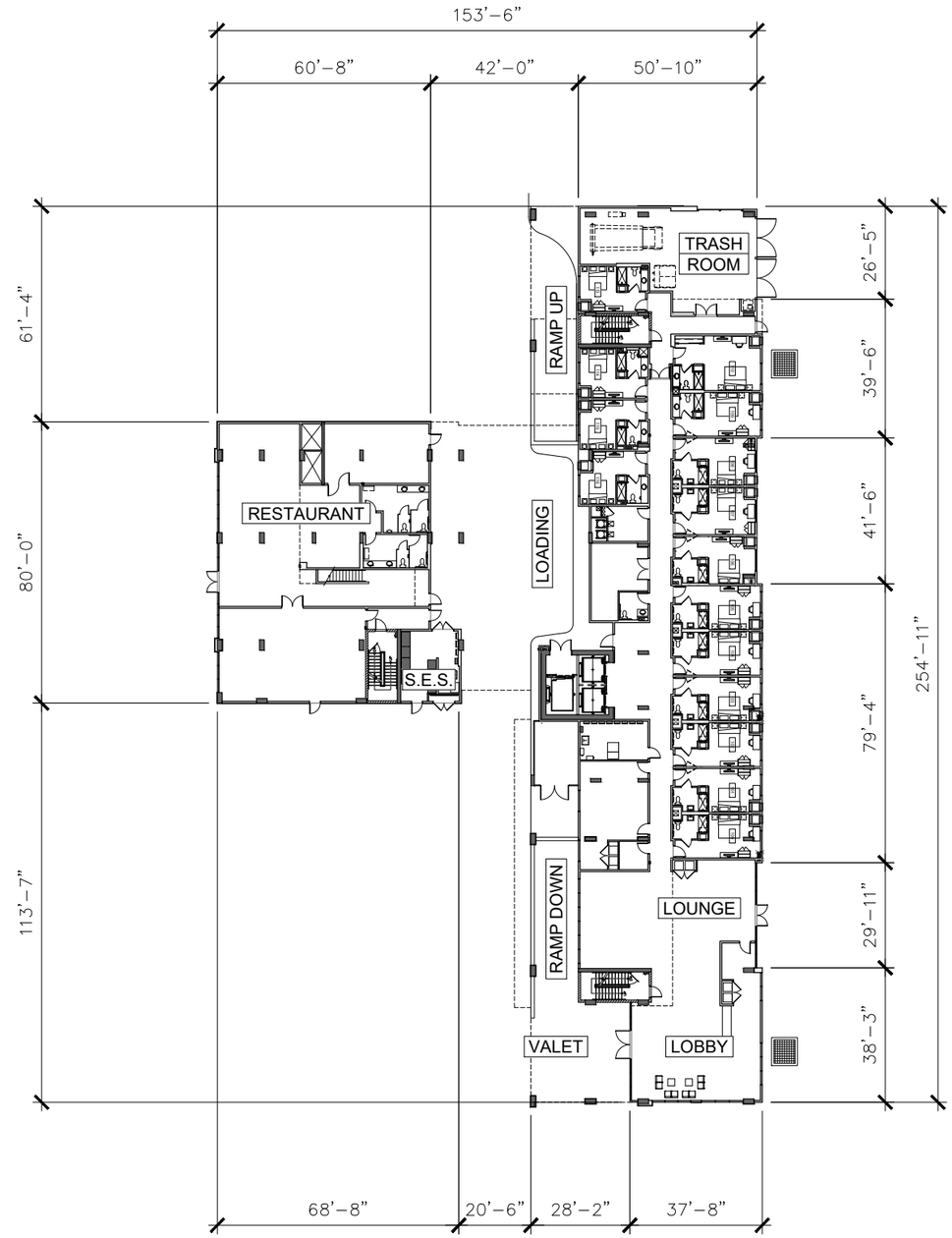

FIRST FLOOR

16,454 S.F.
15 ROOMS

0 10' 20' 40'

BUILDING PLANS

SCALE: 1"=20'-0"

A2.2

10-21-24

preliminary not for construction

biltform architecture

biltform architecture group, inc.
11460 north cave creek road . suite 11
phoenix . arizona 85020
Phone 602.285.9200
www.biltform.com

WINFIELD HOTEL AND RESIDENCES - Scottsdale, Arizona

Design Architect - The Davis Experience

© BILTFORM ARCHITECTURE GROUP, INC.

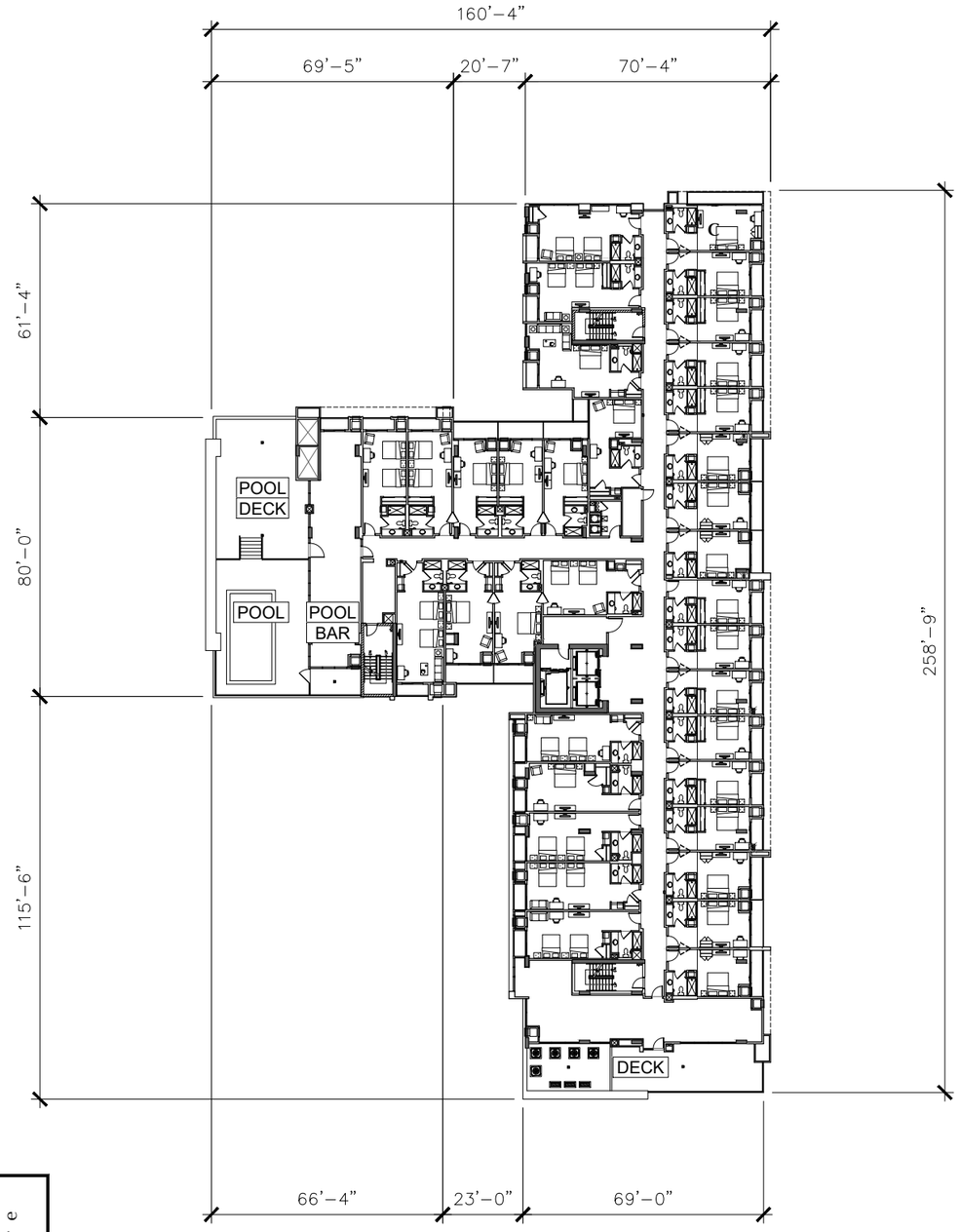

FOURTH FLOOR

19,348 S.F.
35 ROOMS

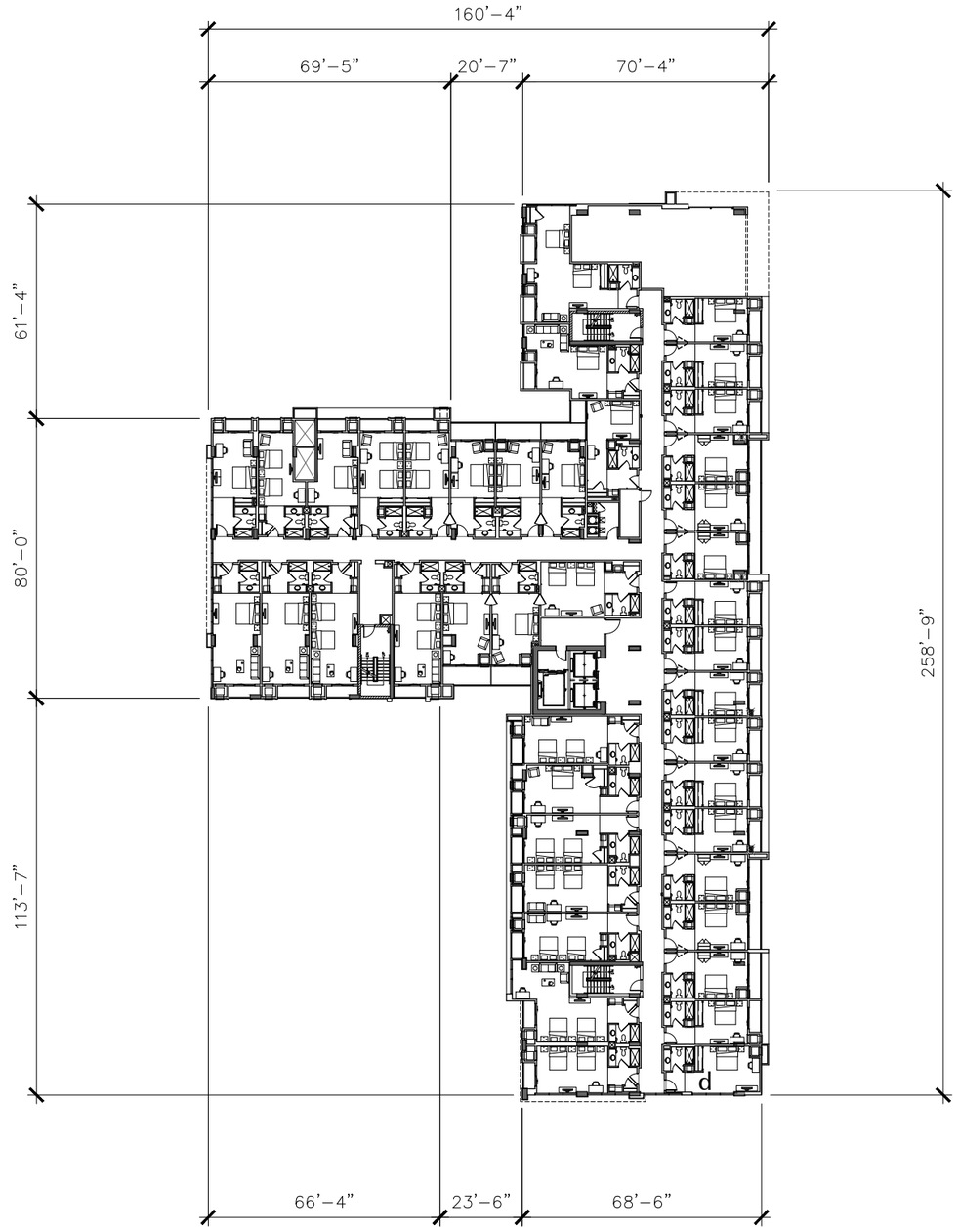

THIRD FLOOR

21,116 S.F.
42 ROOMS

0 10' 20' 40'

BUILDING PLANS

SCALE: 1"=20'-0"

A2.3

10-21-24

preliminary not for construction

biltform architecture

biltform architecture group, inc.
11460 north cave creek road . suite 11
phoenix . arizona 85020
Phone 602.285.9200
www.biltform.com

WINFIELD HOTEL AND RESIDENCES - Scottsdale, Arizona

Design Architect - The Davis Experience

© BILTFORM ARCHITECTURE GROUP, INC.

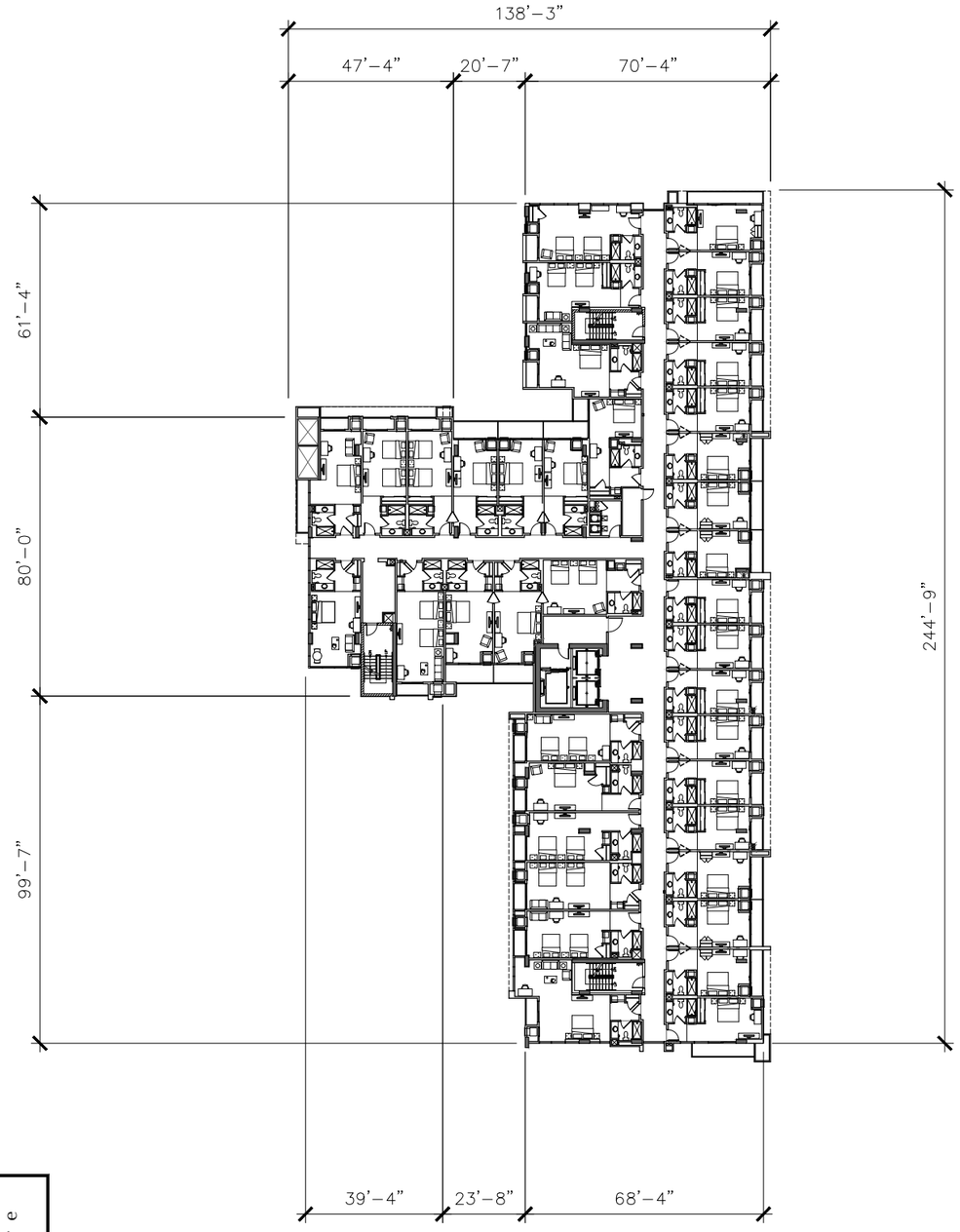

SIXTH FLOOR

19,345 S.F.
39 ROOMS

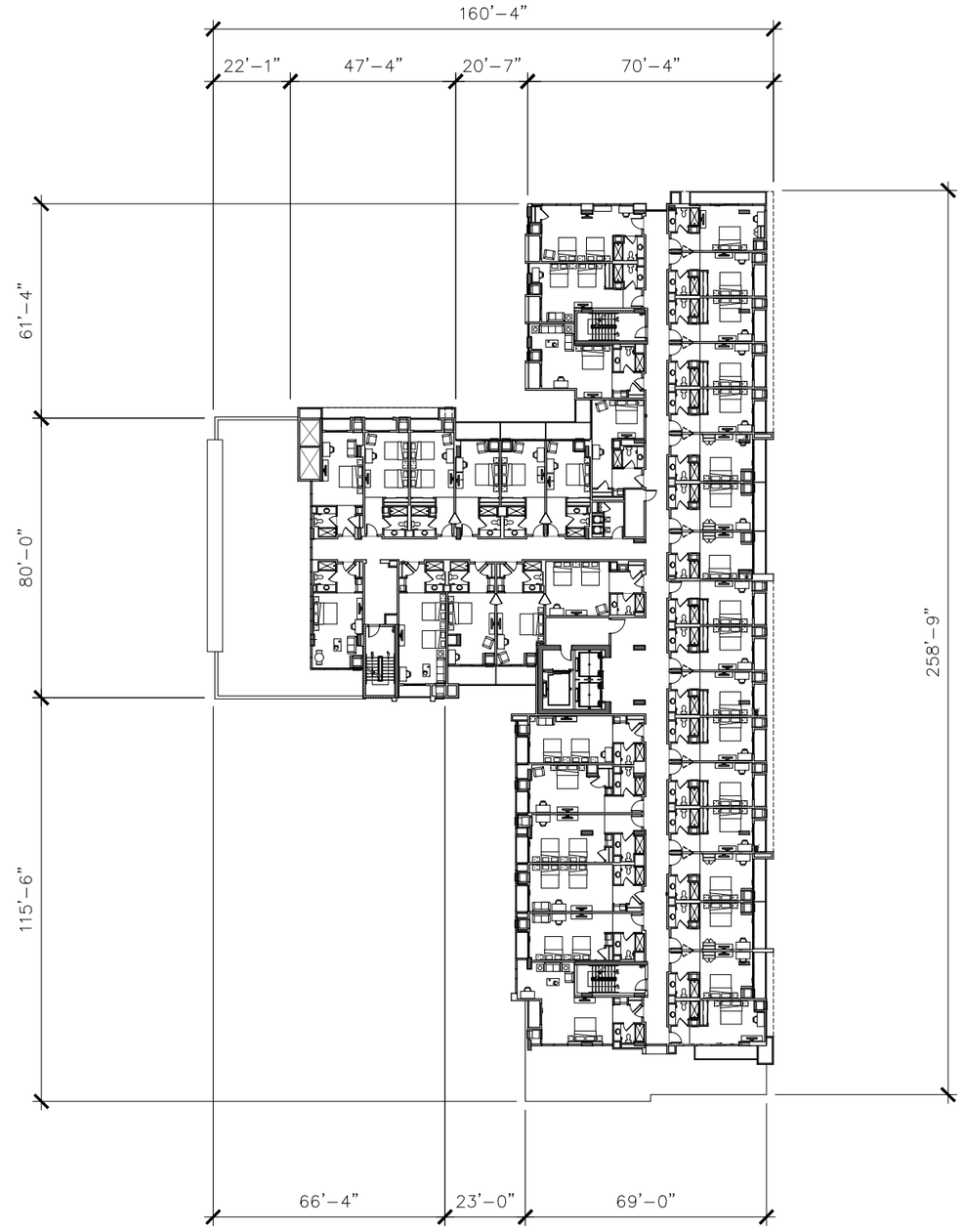

FIFTH FLOOR

19,345 S.F.
39 ROOMS

0 10' 20' 40'

BUILDING PLANS

SCALE: 1"=20'-0"

A2.4

10-21-24

preliminary not for construction

biltform architecture

biltform architecture group, inc.
11460 north cave creek road . suite 11
phoenix . arizona 85020
Phone 602.285.9200
www.biltform.com

WINFIELD HOTEL AND RESIDENCES - Scottsdale, Arizona

Design Architect - The Davis Experience

© BILTFORM ARCHITECTURE GROUP, INC.

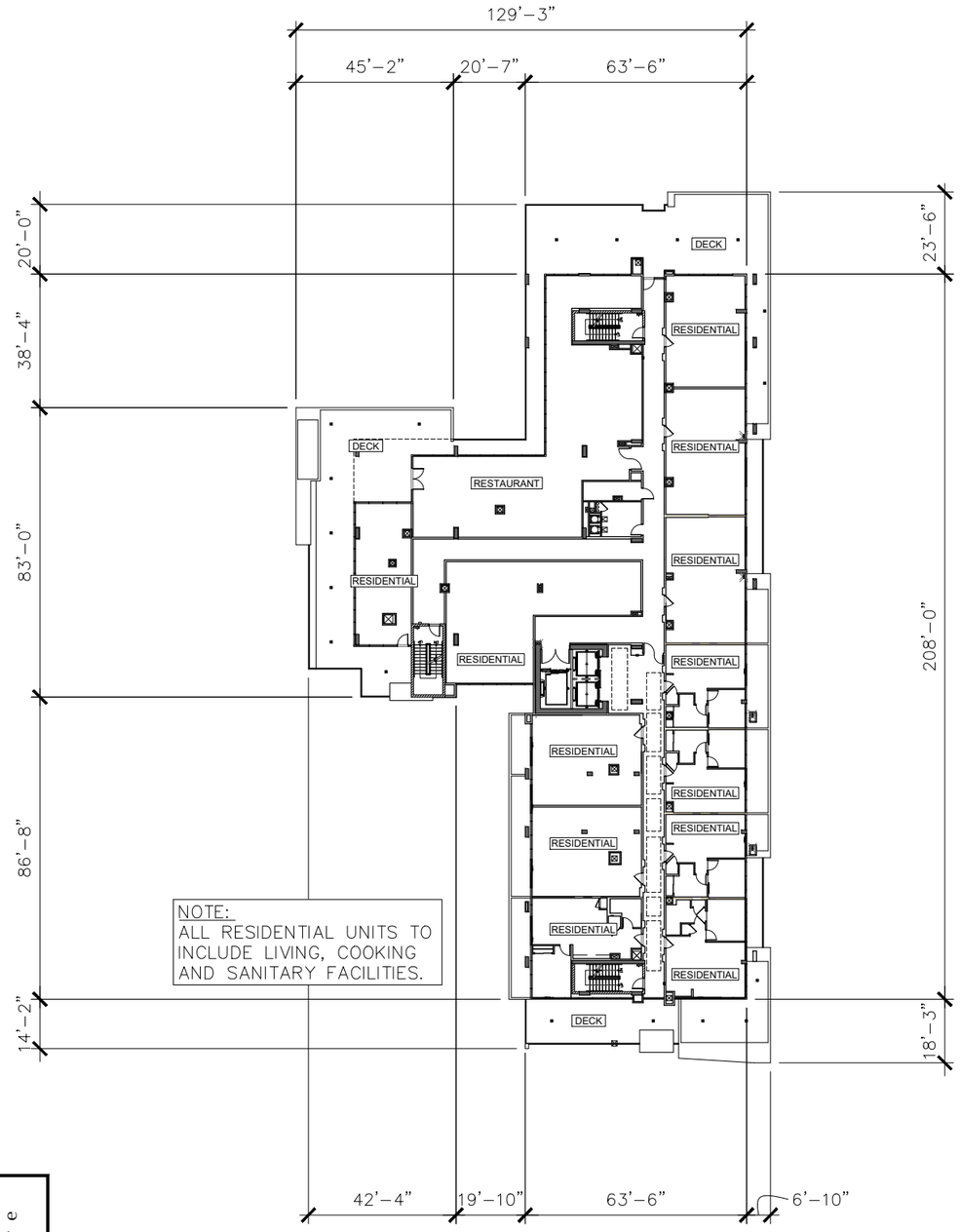

EIGHTH FLOOR

14,844 S.F.
12 DUs

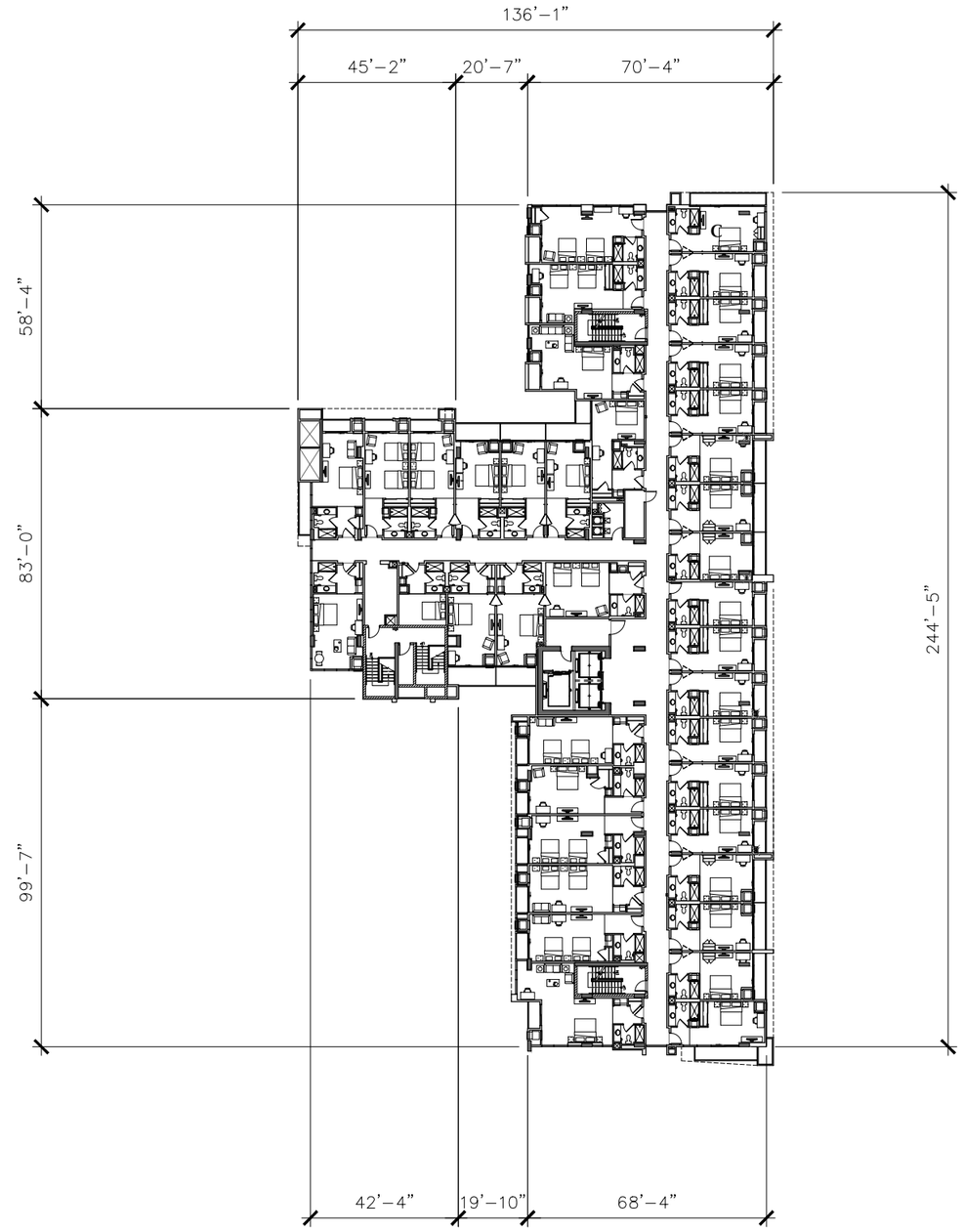

SEVENTH FLOOR

19,345 S.F.
39 ROOMS

0 10' 20' 40'

BUILDING PLANS

SCALE: 1"=20'-0"

A2.5

10-21-24

preliminary not for construction

biltform architecture

biltform architecture group, inc.
11460 north cave creek road . suite 11
phoenix . arizona 85020
Phone 602.285.9200
www.biltform.com

WINFIELD HOTEL AND RESIDENCES - Scottsdale, Arizona

Design Architect - The Davis Experience

© BILTFORM ARCHITECTURE GROUP, INC.

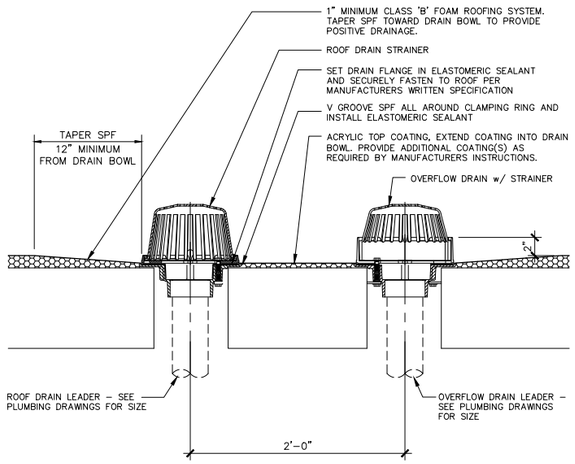

65 ROOF DRAIN AND OVERFLOW DRAIN

SCALE: 1–1/2" = 1'–0"

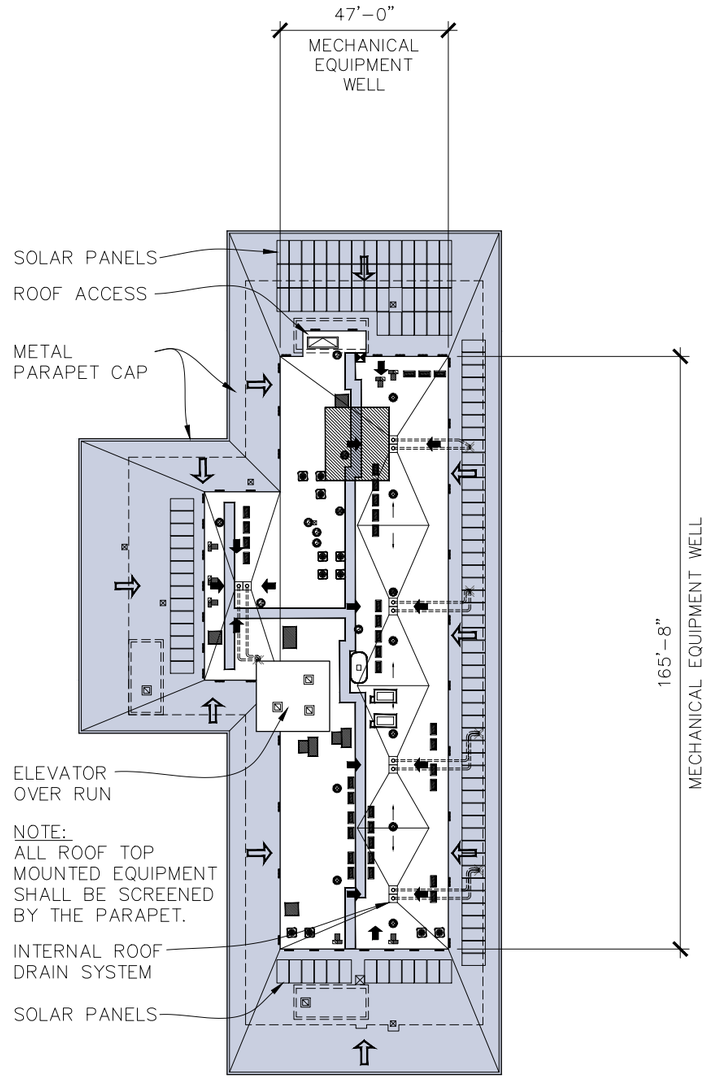

ROOF PLAN

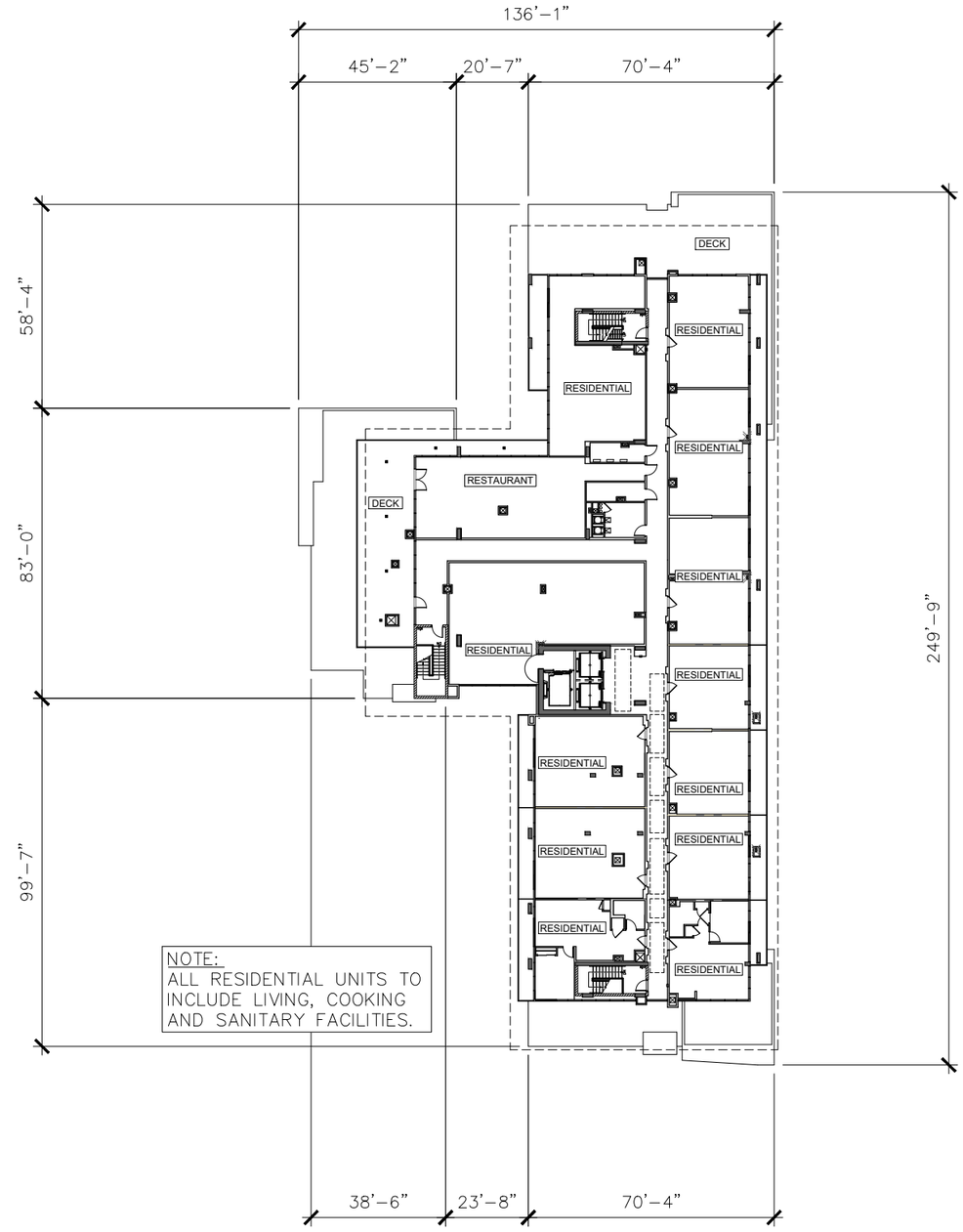

NINTH FLOOR

14,066 S.F.
12 DUs

0 10' 20' 40'

BUILDING & ROOF PLAN | A2.6

SCALE: 1"=20'-0"

10-21-24

preliminary not for construction

biltform architecture

biltform architecture group, inc.
11460 north cave creek road . suite 11
phoenix . arizona 85020
Phone 602.285.9200
www.biltform.com

WINFIELD HOTEL AND RESIDENCES - Scottsdale, Arizona

Design Architect - The Davis Experience

© BILTFORM ARCHITECTURE GROUP, INC.

TYPE	SYMBOL	MANUFACTURE / MODEL NUMBER	VA	VOLT.	LAMPS		DESCRIPTION AND NOTES
					QTY.	TYPE	
A		REBELLE LIGHTING #3413-1X23L-30-120-VWFL-3-RAL	26	120	N/A	23W LED	EXTERIOR WALL SCONCE – MOUNT AT 12'-6" A.F.F.
B		REBELLE LIGHTING #3204-2X12L-30-120-VWFL-3-RAL	28	120	N/A	24W LED	EXTERIOR WALL SCONCE – MOUNT AT 12'-6" A.F.F.
C		REBELLE LIGHTING #3101-12L-30-120-T3-RAL	13	120	N/A	13W LED	EXTERIOR WALL SCONCE – MOUNT AT 12'-6" A.F.F.
D		SISTEMALUX #S.7261W-UNV-14	24	120	N/A	24W LED	WALKWAY BOLLARD
E		PRESCOLITE #LF6ML-120-6LFML30L-30K-FL35-SS	37	120	N/A	36W LED	6" OPEN DOWNLIGHT

LIGHTING FIXTURE SCHEDULE

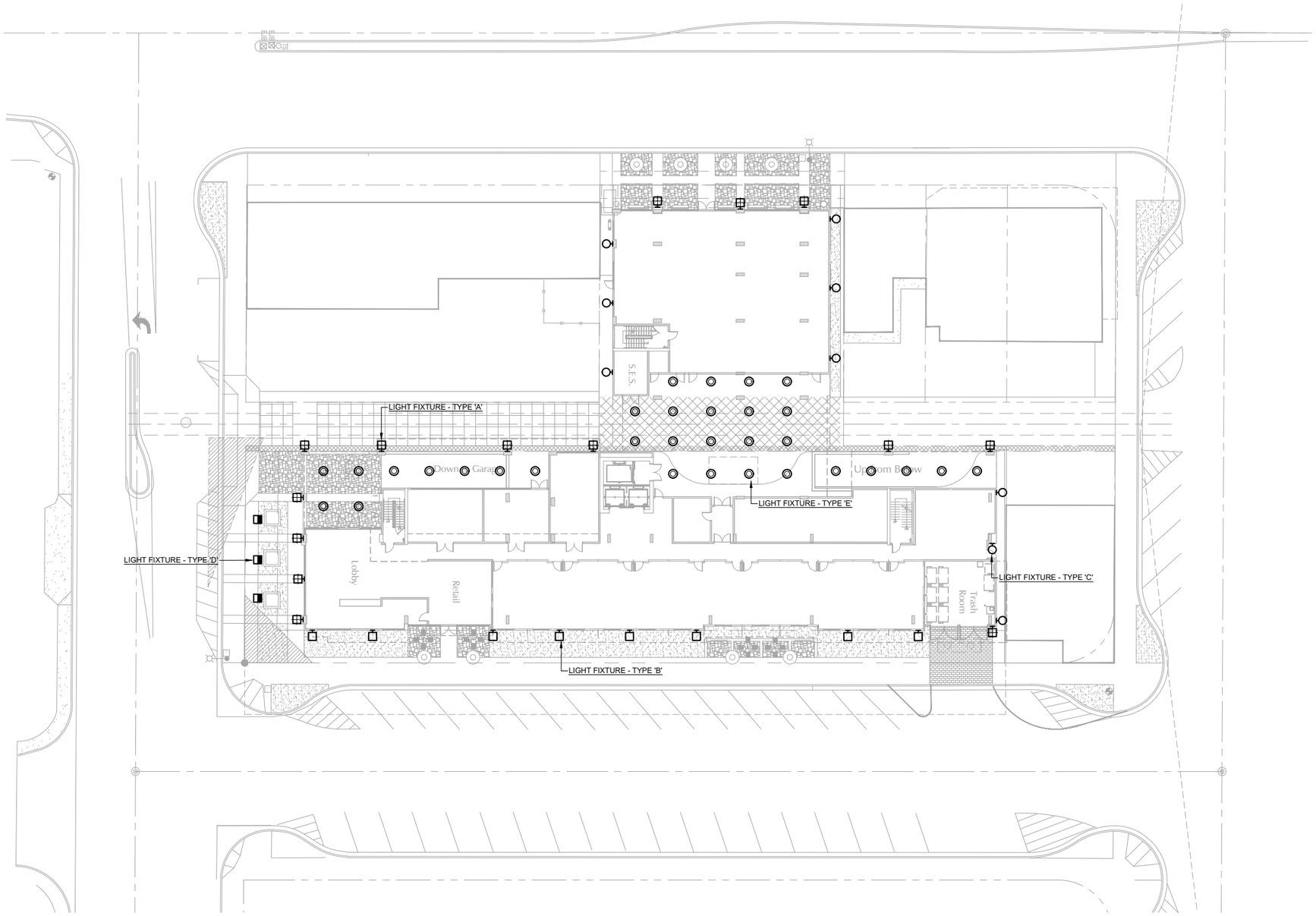

rtm engineering consultants
34300 Gateway Drive, Suite 120
Palm Desert, CA 92211
rtmassociates.com | 760.340.9885

biltform architecture

biltform architecture group, inc.
11460 north cave creek road . suite 11
phoenix , arizona 85020
Phone 602.285.9200
www.biltform.com

Design Architect - The Davis Experience

NORTH

0 10' 20' 40'

SITE LIGHTING PLAN

SCALE: 1"=20'-0"

E1

9-24-18

preliminary not for construction

WINFIELD HOTEL AND RESIDENCES - Scottsdale, Arizona

© BILTFORM ARCHITECTURE GROUP, INC.

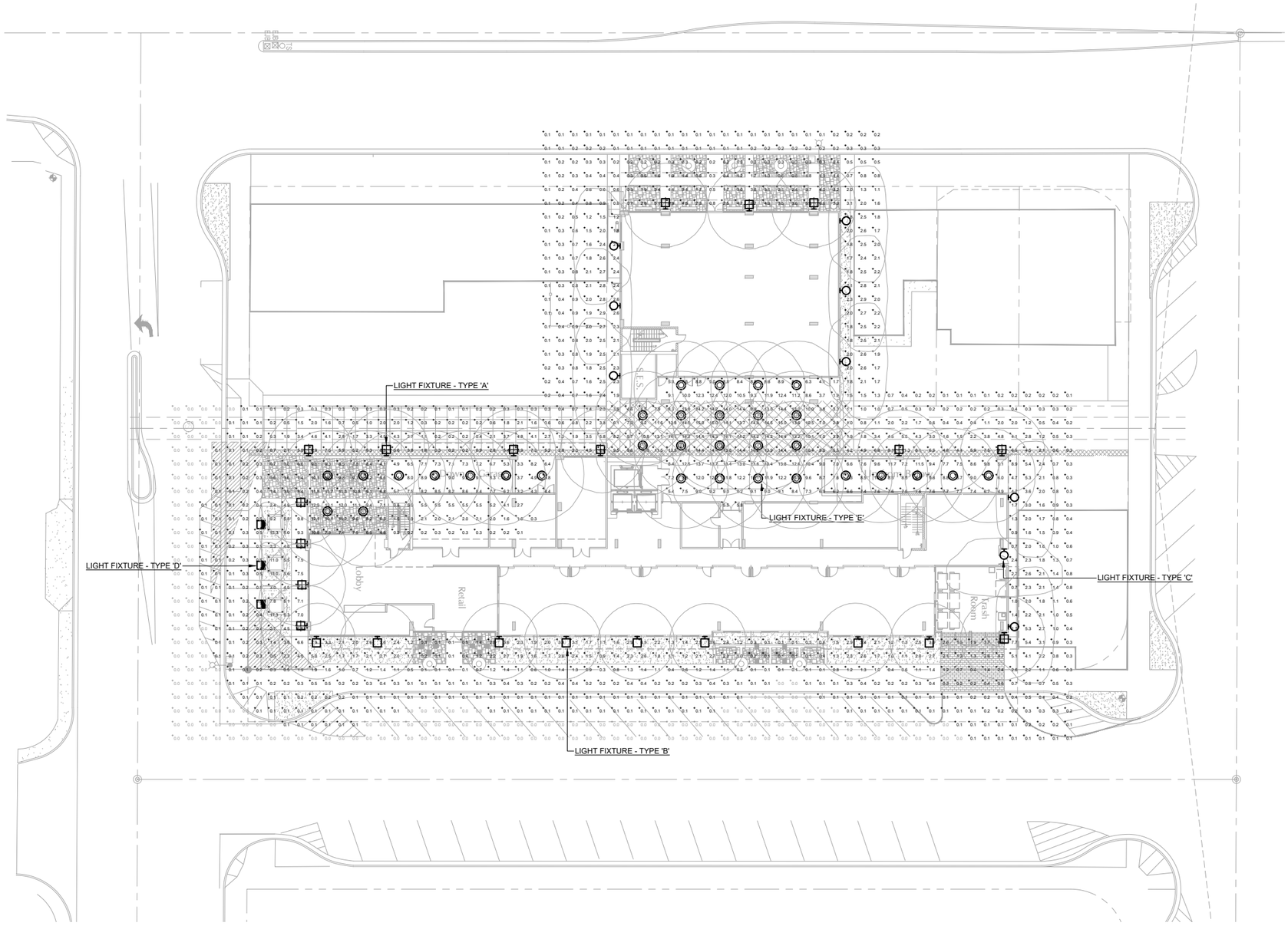



RENDERING - SOUTHWEST



RENDERING - NORTHWEST

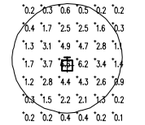

FIXTURE TYPE 'A'

FIXTURE TYPE 'B'

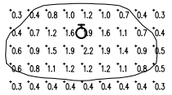

FIXTURE TYPE 'C'

FIXTURE TYPE 'D'



FIXTURE TYPE 'F'

INDIVIDUAL FIXTURE PHOTOMETRICS

DESCRIPTION	SYMBOL	AVG.	MAX.	MIN.	MAX/MIN	AVG/MIN	L.L.F.
HORIZONTAL AT GRADE	+	1.8 FC	17.3 FC	0.0 FC	N/A	N/A	.90

STATISTICS

rtm
engineering consultants
34300 Gateway Drive, Suite 128
Palm Desert, CA 92211
rtmassociates.com | 760.340.9005

biltform architecture
biltform architecture group, inc.
11460 north cave creek road . suite 11
phoenix . arizona 85020
Phone 602.285.9200
www.biltform.com

Design Architect - The Davis Experience

NORTH

0 10' 20' 40'

PHOTOMETRIC PLAN-
HORIZONTAL AT GRADE
SCALE: 1"=20'-0"

E2
9-24-18

preliminary not for construction

WINFIELD HOTEL AND RESIDENCES - Scottsdale, Arizona

© BILTFORM ARCHITECTURE GROUP, INC.

DESCRIPTION	SYMBOL	AVG.	MAX.	MIN.	MAX/MIN	AVG/MIN	L.L.F.
VERTICAL AT 6'-0" A.F.G. – NORTH SECTION 1	×	2.0 FC	3.7 FC	0.1 FC	37.0 : 1	20.0 : 1	1.0
VERTICAL AT 6'-0" A.F.G. – NORTH SECTION 2	□	2.5 FC	7.9 FC	0.4 FC	19.8 : 1	6.3 : 1	1.0
VERTICAL AT 6'-0" A.F.G. – EAST	■	0.4 FC	2.2 FC	0.0 FC	N/A	N/A	1.0
VERTICAL AT 6'-0" A.F.G. – SOUTH SECTION 1	○	0.4 FC	0.4 FC	0.2 FC	2.0 : 1	2.0 : 1	1.0
VERTICAL AT 6'-0" A.F.G. – SOUTH SECTION 2	◇	1.9 FC	3.7 FC	0.2 FC	18.5 : 1	9.5 : 1	1.0
VERTICAL AT 6'-0" A.F.G. – WEST SECTION 1	●	0.8 FC	3.1 FC	0.0 FC	N/A	N/A	1.0
VERTICAL AT 6'-0" A.F.G. – WEST SECTION 2	◆	0.6 FC	1.5 FC	0.3 FC	5.0 : 1	2.0 : 1	1.0
VERTICAL AT 6'-0" A.F.G. – WEST SECTION 3	+	2.4 FC	3.7 FC	1.6 FC	2.3 : 1	1.5 : 1	1.0

STATISTICS

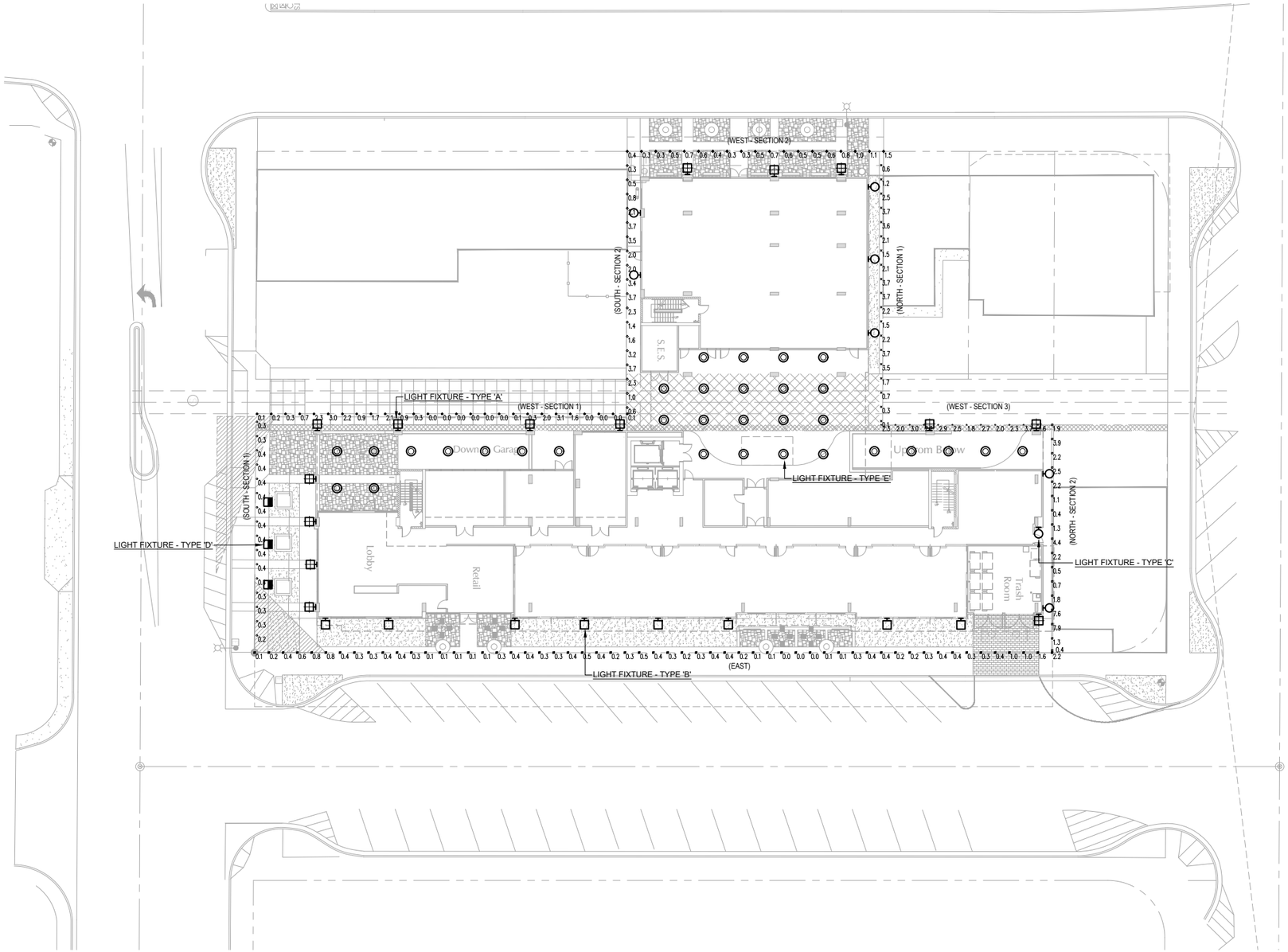

rtm engineering consultants
34300 Gateway Drive, Suite 128
Palm Desert, CA 92211
rtmassociates.com | 760.340.9005

biltform architecture
biltform architecture group, inc.
11460 north cave creek road . suite 11
phoenix . arizona 85020
Phone 602.285.9200
www.biltform.com

NORTH

0 10' 20' 40'

0' 20' 40' 60' 80'

PHOTOMETRIC PLAN-
VERTICAL AT 6' A.F.F.

SCALE: 1"=20'-0"

E3

9-24-18

preliminary not for construction

WINFIELD HOTEL AND RESIDENCES - Scottsdale, Arizona

Design Architect - The Davis Experience

© BILTFORM ARCHITECTURE GROUP, INC.

REBELLE ARCHITECTURAL LIGHTING

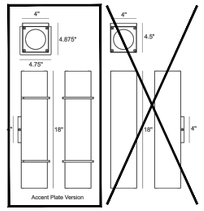

Tessera 3413LED Wall Mount Up/Down Light

INTERIOR/EXTERIOR

MODEL	LED MODULE	COLOR TEMPERATURE	VOLT	DISTRIBUTION - UP	DISTRIBUTION - DOWN	ACCENT PLATE	OPTIONS	COLOR
3413	1 x 23L (1 x 23 watts)	40* 4000K	120*	SP 19° spot	FL 30° flood	0 no accent plates	DIM 0 - 10 volt dimming	WT white texture
	2 x 23L (2 x 23 watts)*	35 3500K	208	FL 30° flood	WFL 45° wide flood	1L 3 painted plates (black, white, gray - painted to match)	90 90 CRI	BT black texture
	1 x 12L (1 x 12 watts)*	30 3000K	240	WFL 45° wide flood	VWFL 84° very wide flood		WP wall plate (5, 6 or 10)	SM silver metallic
	2 x 12L (2 x 12 watts)*	27 2700K	277	VWFL 84° very wide flood	PB pencil beam			AN aluminum natural
	1 x 9L (1 x 9 watts)*		347	PB pencil beam	T3 type III optic (10L stove-step)	2 copper plates		BZ bronze
	2 x 9L (2 x 9 watts)*					3 stainless steel plates		GM gunmetal
								WS white satin
								BM black matte
								RAL specify no.

*Standard sonfiguration unless otherwise specified *Nominal LED Power *Delivered lumens (4000K, 80CRI), not applicable to PB

SAMPLE CATALOG NUMBER: 3413 - 2 x 12L - 40 - 120 - PB - FL - 1(BT) - WT
Using this catalog number would order 1 model 3413 wall mount luminaire using 2 - 12 watt LED modules with pencil beam up and flood down distribution, a color temperature of 4000K wired to 120 volts, painted white texture polyester powder coat with the decorative accent plates painted black texture polyester powder coat.

CONSTRUCTION

Materials
All aluminum construction, stainless steel temper resistant hardware, acrylic lens.

Electrical Components
Constant current driver 620mA, 350mA or 250mA, Luxeon COB with Zhaga compliant socket, 80 CRI standard. Optional dimming driver compatible with IEC60929:2006 0-10V ballast controls.

MOUNTING

The 3413LED series is designed for wall mounting. A mounting plate is provided to secure to a recessed 4" octagon junction box (by others). The main housing body and shallow canopy attach to the mounting plate through the sides of the canopy by flat head screws. Maximum fixture weight 10 lbs.

OPTICAL

The 3413LED luminaire uses Chip-on-Board technology with Zhaga Book 3 compliant socket, field changeable high efficiency twist lock reflectors and clear acrylic lens.

PROTECTION

The 3413LED series is listed for use in wet locations to UL and CSA Standards. Reported L70 (10k) >55,000 hours per TM-21. Calculated L70 >100,000 hours at 45°C ambient. IP65 rated.

© 2017 REBELLE All rights reserved. R17 Specifications subject to change without notice.

REBELLE ARCHITECTURAL LIGHTING

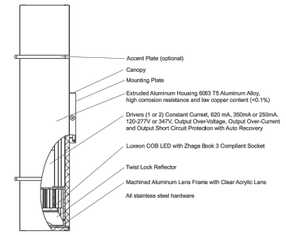

Tessera 3413LED

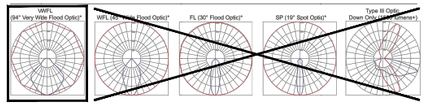

*Based on 12L down only. +Lumen output of type III optic varies from standard COB modules - see Tessera 3101 specification sheet for details.

Product	CCT	CRI	Delivered Lumens	Nominal LED Power	System Power	Lumens per Watt*
3413 - 1 x 23L	4000	80	2271	1 x 23 watts	26.00 watts	87.0
3413 - 2 x 23L	4000	80	4542	2 x 23 watts	52.00 watts	87.0
3413 - 1 x 12L	4000	80	1219	1 x 12 watts	13.63 watts	89.4
3413 - 2 x 12L	4000	80	2438	2 x 12 watts	27.26 watts	89.4
3413 - 1 x 9L	4000	80	930	1 x 9 watts	9.64 watts	96.5
3413 - 2 x 9L	4000	80	1860	2 x 9 watts	19.28 watts	96.5
Lumen Multipliers		3500K - 0.962	3000K - 0.944	2700K - 0.923	90 CRI - 0.842	

*Based on system power.

© 2017 REBELLE All rights reserved. R17 Specifications subject to change without notice.

LIGHT FIXTURE - TYPE 'A'

REBELLE ARCHITECTURAL LIGHTING

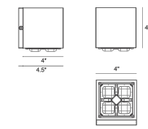

Tessera 3101LED Wall Mount Lighting

INTERIOR/EXTERIOR

MODEL	LED MODULE	COLOR TEMPERATURE	VOLT	DISTRIBUTION	OPTIONS	COLOR
3101	12L (1 x 12 watts)*	40* 4000K	120*	T3* type III optic	70 70 CRI	WT white texture
		30 3000K	208		SC surface wiring box	BT black texture
			240		WP (L*) wall plate (specify 5,6 or 10*)	SM silver metallic
			277			AN aluminum natural
						BZ bronze
						GM gunmetal
						WS white satin
						BM black matte
						RAL specify no.

*Standard sonfiguration unless otherwise specified *Nominal LED Power *Delivered lumens (4000K, 70CRI)

SAMPLE CATALOG NUMBER: 3101 - 12L - 40 - 120 - T3 - WT
Using this catalog number would order 1 model 3101 wall mount luminaire using type III optic and a 12 watt LED module with a color temperature of 4000K wired to 120 volts, painted white texture polyester powder coat.

CONSTRUCTION

Materials
All aluminum construction, stainless steel temper resistant hardware, PMMA lens.

Electrical Components
Constant current driver 250mA, 80CRI standard.

MOUNTING

The 3101LED series is designed for wall mounting. The LED driver is integrally fixed to a mounting plate and designed to fit into a 4" octagon j-box (by others). The LED driver supplied with the fixture uses 4.5 cubic inches of J-Box volume. Use a j-box with minimum 5 cubic inch capacity (benlite 54151 (not included). Optional surface wiring box for 1/2" conduit feed. Optional wall plate available to cover mounting surfaces, 6, 8 or 10". For outdoor applications silicone seal is required across the top and down the sides between the housing and mounting surface.

OPTICAL

The 3101LED luminaire uses a 4 up, high efficiency PCB and a 94% PMMA asymmetric distribution lens.

PROTECTION

The 3101LED series is listed for use in wet locations above 4 feet to UL and CSA Standards. L70 minimum at 50,000 hours. IP65 rated.

© 2016 REBELLE All rights reserved. R16 Specifications subject to change without notice.

REBELLE ARCHITECTURAL LIGHTING

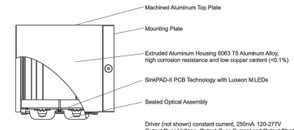

Tessera 3101LED

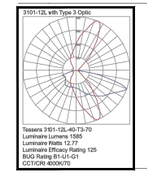

Product	CCT	CRI	Delivered Lumens	Nominal LED Power	System Power	Lumens per Watt*
3101-12L	3000	70	1472	12	12.77	115.3
3101-12L	4000	70	1585	12	12.77	124.1
3101-12L	3000	80	1200	12	12.77	94.7
3101-12L	4000	80	1287	12	12.77	100.8

*Based on system power.

© 2016 REBELLE All rights reserved. R16 Specifications subject to change without notice.

LIGHT FIXTURE - TYPE 'C'

REBELLE ARCHITECTURAL LIGHTING

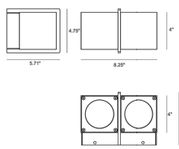

Tessera 3204LED Wall Mount Lighting

INTERIOR/EXTERIOR

MODEL	LED MODULE	COLOR TEMPERATURE	VOLT	DISTRIBUTION	OPTIONS	COLOR
3204	2 x 12L (2 x 12 watts)*	40* 4000K	120*	SP 19° spot	DIM 0 - 10 volt dimming	WT white texture
	2 x 9L (2 x 9 watts)*	35 3500K	208	FL 30° flood	90 90 CRI	BT black texture
		30 3000K	240	WFL 45° wide flood	1* painted plate (std)	SM silver metallic
		27 2700K	277	VWFL 84° very wide flood	2 copper plate	AN aluminum natural
				T3 type III optic	3 stainless steel plate	BZ bronze
						GM gunmetal
						WS white satin
						BM black matte
						RAL specify no.

*Standard sonfiguration unless otherwise specified *Nominal LED Power *Delivered lumens (4000K, 80CRI) *See Tessera 3101 specification sheet for details

SAMPLE CATALOG NUMBER: 3204 - 2 x 12L - 40 - 120 - SP - 1 - WT
Using this catalog number would order 1 model 3204 wall mount luminaire using spot optics and 2 - 12 watt LED modules with a color temperature of 4000K wired to 120 volts, painted white texture polyester powder coat with the accent plate painted to match.

CONSTRUCTION

Materials
All aluminum construction, stainless steel temper resistant hardware, acrylic lens.

Electrical Components
Constant current driver 350mA or 250mA, Luxeon COB with Zhaga compliant socket, 80 CRI standard. Optional dimming driver compatible with IEC60929:2006 0-10V ballast controls.

MOUNTING

The 3204LED series is designed for wall mounting. A heavy gauge mounting plate is secured to the wall and mounted independently of the recessed 4" octagon j-box (by others). The main housing hooks on to the mounting plate and is secured by two stainless steel set screws. For outdoor applications silicone seal is required across the top and down the sides between the housing and mounting surface. Maximum fixture weight 9 lbs.

OPTICAL

The 3204LED luminaire uses Chip-on-Board technology with Zhaga Book 3 compliant socket, field changeable high efficiency twist lock reflectors and clear acrylic lens.

PROTECTION

The 3204LED series is listed for use in wet locations to UL and CSA Standards. Reported L70 (10k) >55,000 hours per TM-21. Calculated L70 >100,000 hours at 45°C ambient. IP65 rated.

© 2016 REBELLE All rights reserved. R16 Specifications subject to change without notice.

REBELLE ARCHITECTURAL LIGHTING

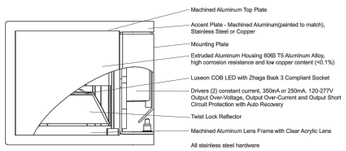

Tessera 3204LED

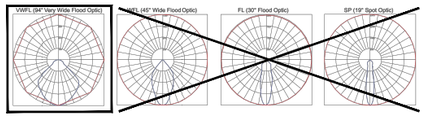

Product	CCT	CRI	Delivered Lumens	Nominal LED Power	System Power	Lumens per Watt*
3204-12L	4000	80	2438	2 x 12 watts	27.26 watts	89.4
3204-9L	4000	80	1860	2 x 9 watts	19.28 watts	96.5
Lumen Multipliers		3500K - 0.962	3000K - 0.944	2700K - 0.923	90 CRI - 0.842	

*Based on system power.

© 2016 REBELLE All rights reserved. R16 Specifications subject to change without notice.

LIGHT FIXTURE - TYPE 'B'

LOOK BOLLARD

SPECIFICATION SHEET PAGE: 1 OF 2
Project name:
Type:

Ground mounted bollard suitable for walkways and paths, being a valid alternative to a wall mounted illumination.

Luminaire characteristics:
Power input: 24W
Lumens: 940 lm (delivered for 3000K)
Luminaire efficacy: 39 lm/W (for 3000K)

Source: Source: White LED, LM-80 tested.
3000K: 90CRI.
4000K: 90CRI.
Lumen maintenance: >70% of initial lumens at 50 000 hours (L70),(LM-79 tested).

Optics: Accent light.

Material:
Body: Die-cast aluminum.
Diffuser: Tempered glass.
Hardware: Stainless steel screws and silicone gaskets

Electrical: Universal high efficiency electronic power supply, rated at 50 000 hours, 120-277V.

Mounting: Install with flange accessory or fasten to ground.

Finish: White, Aluminum gray or Burnished bronze.

Weight:
S.7260: 10.4lbs (4.7kg)
S.7261: 15.4lbs (7kg)
S.7262: 20.3lbs (9.2kg)

Warranty: 5 year limited warranty.

Certification: cULus listed for wet location.

Ratings: IP65, IK03



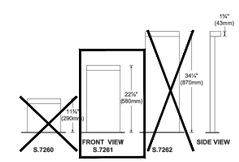

DUE TO CONTINUOUS IMPROVEMENTS, THE INFORMATION HEREIN MAY BE CHANGED WITHOUT NOTICE. LAST UPDATE: DECEMBER 09, 2016 LB - R3

SISTEMALUX

8520 Boul. St-Laurent, suite 100, Montréal (Québec) Canada H2N 1N7
P.: 514.523.1389 F.: 514.525.9107 www.sistemalux.com

LOOK BOLLARD

SPECIFICATION SHEET PAGE: 2 OF 2
Project name:
Type:

TECHNICAL DATA

LOAD (W)	CCT (K)	CRI	OPTIC	DELIVERED LUMENS (lm)	LUMINAIRE EFFICACY (lm / w)	CENTER BEAM CANDLE POWER (cd)	MODEL
			Accent light	940	39	574	S.7260W - 290mm
24W	3000K	90	Accent light	940	39	574	S.7261W - 580mm
			Accent light	940	39	574	S.7262W - 870mm

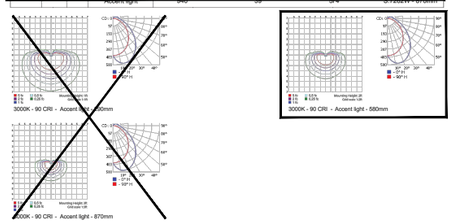

ACCESSORY (TO BE ORDERED SEPARATELY)

S.7269 - Flange with stainless steel screws
8½" x 1¾, H: 9¼"
(290mm x 43mm, H: 235mm)

ORDERING INFO

RESET

- UNV -
MODEL VOLTAGE FINISH

MODEL	VOLTAGE	FINISH
S.7260W - 3000K - 290mm	UNV - 120-277V	01 - White
S.7260N - 4000K - 290mm		14 - Aluminum gray
S.7261W - 3000K - 580mm		20 - Burnished bronze
S.7261N - 4000K - 580mm		
S.7262W - 3000K - 870mm		
S.7262N - 4000K - 870mm		

DUE TO CONTINUOUS IMPROVEMENTS, THE INFORMATION HEREIN MAY BE CHANGED WITHOUT NOTICE. LAST UPDATE: DECEMBER 09, 2016 LB - R3

SISTEMALUX

8520 Boul. St-Laurent, suite 100, Montréal (Québec) Canada H2N 1N7
P.: 514.523.1389 F.: 514.525.9107 www.sistemalux.com

LIGHT FIXTURE - TYPE 'D'

rtm engineering consultants
34300 Gateway Drive, Suite 120
Palm Desert, CA 92211
rtmassociates.com | 760.340.0005

biltform architecture

biltform architecture group, inc.
11460 north cave creek road . suite 11
phoenix . arizona 85020
Phone 602.285.9200
www.biltform.com

Design Architect - The Davis Experience

FIXTURE CUTSHEETS

E4
9-24-18

preliminary not for construction

WINFIELD HOTEL AND RESIDENCES - Scottsdale, Arizona

ATTACHMENT 18

© BILTFORM ARCHITECTURE GROUP, INC.

15-DR-20
2/2/2



6" LED Open Downlight
LF6ML
120V - 277V
0-10V Dimming

DATE: TYPE:

FIRM NAME:

PROJECT:

LiteFrame

Ceiling Cutout: 6 1/6"
Maximum Ceiling Thickness 1 1/4"
For conversion to millimeters, multiply inches by 25.4
Not to Scale

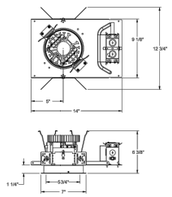

See page 3 for CP, LV(E) and NX(W)E line art

APPLICATIONS:
LiteFrame LF6ML is a 6" specification grade LED open downlight that utilizes remote phosphor technology to obtain color consistency, energy savings, and low maintenance costs. 50,000 hours minimum life-up to 35°C (95°F) in open plenum applications.

HOUSING:
One-piece 22 gauge non-corrosive steel platform. Pre-wired j-box with snap-on cover for easy access. Snap-in connection from driver compartment allows easy installation of light engine/trim assembly without tools above or below the ceiling and can be upgraded to accommodate technology improvements. Approve for 8 (4 in/4 out) No. 12 AWG conductors rated for 90°C through wiring.

REFLECTOR:
High purity aluminum, Alzak, iridescence suppressed, semi-diffuse reflector. Self-trim standard. Painted white self-trim (WT) available as option.

LED LIGHT ENGINE:
The LF6ML uses the Philips Fortimo DLM Gen 5 LED Module with remote phosphor technology. This technology provides controlled color consistency (3 SDCM) from fixture to fixture. The system is designed for optional life and lumen maintenance (>50,000 hours at 70% lumen maintenance). Both reflector and light engine assembly are mechanically retrofitted to housing. The light engine comes standard with 90 CRI in all Kelvin temperatures.

LED DRIVER:
The LF6ML utilizes the Philips Fortimo LED Driver specifically designed to optimize efficiency of the Fortimo DLM Module. Driver is designed to match the 50,000 hours minimum life expectancy of the system. Meets UL Class 2, inherent short circuit protection, self limited, overload protected. If critical temperatures are reached on driver or LED module, integrated thermal feedback loop will gradually reduce current to protect system life. Driver is universal 120V-277V. Optional Lutron Series A driver is also available.

DIMMING:
Comes standard with 0-10V dimming capability. Flicker-free dimming to 10%. 0-10V control may consume up to 1mA. 0-10V, Lutron 2 wire, 3 wire, and EcoSystem dimming available to 1% and DMX with RDM (remote device management) dimming to less than 0.1%.

INSTALLATION:
Adjustable Bar hangers included. Universal adjustable mounting brackets also accept 1/2" EMT conduit or 1 1/2" or 3/4" lathing channel (by others) or Prescolite 24" bar hangers (B24 or B6).

CERTIFICATIONS:
CSA certified to US and Canadian safety standards. Suitable for wet locations. Approved for through wiring. Non-IC rated. ENERGY STAR qualified with open clear Alzak reflector. UL approved for NSF2 splash zone applications.

WARRANTY:
5 year warranty. See www.prescolite.com for details.

CATALOG NUMBER: EXAMPLE: LF6ML 6LFML30L35KWT

Order housing, reflector, and accessories separately

HOUSING
- ❑ **LF6ML** Medium Lumen 10% Dimming 0-10V 10% dimming 120277V

DRIVER OPTION (Standard 0-10V)
- ❑ **DM1**[4] 0-10V dimming at 1%, 120-277V
- ❑ **HDM**[5,7] Lutron 3-wire/ EcoSystem to 1%
- ❑ **2DM**[5,7] Lutron 2-wire leading Edge to 1% (120V only)
- ❑ **DMX**[5,7] DMX with RDM dimming to <0.1%

VOLTAGE OPTION (Standard 120-277V)
- ❑ **120** 120V
- ❑ **277** 277V
- ❑ **347** 347V

HOUSING OPTIONS
- ❑ **CP**[3,6,9] Chicago Plenum
- ❑ **LV**[9] Lutron Vive Enabled, 0-10V, 120-277V
- ❑ **LVE (HDM Only)** Lutron Vive Enabled, EcoSystem
- ❑ **NXWE**[9,10] NX Wireless Enabled
- ❑ **NXE**[9,8,10] NX Enabled, Dual SmartPorts
- ❑ **EM**[11,9] Emergency Battery Pack with integral test switch and indicator light
- ❑ **EMR**[11] Emergency Battery Pack with remote test switch and indicator light

TRIM ARCHITECTURE
- ❑ **6LFML30L** Semi-Diffuse Clear Alzak Reflector with 3000 Lumen Module

BEAM ANGLE OPTIONS (Standard Reflector Nominal 45° Cutoff)
- ❑ **FL35**[11] Nominal 35 cutoff

KELVIN OPTIONS
- ❑ **30K** 3000 Kelvin, 90 CRI
- ❑ **35K** 3500 Kelvin, 90 CRI
- ❑ **40K** 4000 Kelvin, 90 CRI

REF. COLOR OPTIONS (Standard Clear Alzak)
- ❑ **CG** Champagne Gold Alzak
- ❑ **GD** Gold Alzak
- ❑ **BL** Black Alzak
- ❑ **WE** Wheat Alzak
- ❑ **LW** Light Wheat Alzak
- ❑ **PW** Pewter Alzak
- ❑ **WH** Painted Matte White Reflector and Flange
- ❑ **BC** Painted Black Reflector and Flange

REFLECTOR OPTIONS
- ❑ **AM**[2] Antimicrobial coating on clear Alzak reflector only
- ❑ **CP**[3,6,9] Chicago Plenum
- ❑ **EM**[11,9] Pre-punched reflector for integral switch

TRIM OPTIONS
- ❑ **WT** Painted White Flange Only
- ❑ **TRG** Trim Ring Gasket
- ❑ **WF** Wide Flange

SPECIFICATION GRADES
- ❑ **SP** Specular
- ❑ **SS** Semi Specular
- ❑ **MPC** American Matte™
- ❑ **V** Velvet™
- ❑ **VS** Kurt Versen Specular
- ❑ **VSS** Kurt Versen Softglow™

ACCESSORIES
- ❑ **B24** Set of two 24" bar hangers for Tbar ceilings
- ❑ **B6** Set of two (2) bar hangers for ceiling joist up to 24" centers
- ❑ **LFSCs** 6" Reflector screw cover
- ❑ **SCAG** Sloped ceiling adapter (see note on back page)
- ❑ **Signos6** Architectural glass elements. Refer to specification sheets ARCHSIGS-001 and -003
- ❑ **LiteGuard** Inverter, single phase central lighting, 125VA-250VA. LiteGuard microinverter, 20VA-35VA
- ❑ **LPS Series**[9] LiteGuard microinverter, 20VA-35VA

Notes:
[1] Not available with 347V
[2] Clear Alzak standard. Consult factory for other colors
[3] CP option is required on both housing and trim.
[4] Not available with EM, EMR, DMX, , 5V or 3VL
[5] See Central Inverter compatibility note and web links on page 3
[6] For DM1, do not specify a voltage if 120 or 277
[7] Voltage must be specified with HDM, 2DM, and DMX
[8] LV requires standard dimming or DM1
[9] Not available with CP option
[10] Not available with HDM, 2DM, or DMX
[11] Not available with EM
[12] EM option required on both housing and trim

prescolite
A Division of Hubbell Lighting, Inc.

In a continuing effort to offer the best product possible we reserve the right to change, without notice, specifications or materials that in our opinion will not alter the function of the product.
Web: **www.prescolite.com** • Tech Support: **(888) 777-4832**

LFR-LED-027

PHOTOMETRIC DATA

LiteFrame - 6" LF6ML Downlight

DRIVER DATA	LF6ML30L 30K
Input Voltage	120V - 277V
Input Frequency	60 Hz
Input Current	0.301A (120V) 0.130A (277V)
Input Power	36.1W
Constant Current Output	3-1.0A
Power Factor	≥0.90
THD	<20%
EMI Filtering	FCC 47CFR Part 15, Class A
Operating Temperature	20°C to 35°C
Dimming	0-10V

Over-voltage, over-current, short-circuit protected

*Power consumption and photometric output may vary slightly with HDM or 2DM Driver.

LF6ML 6LFML30L30KFL35
LED Light Engine: 3000K, 90 CRI
System Wattage:36.1W
Fixture Delivered Lumens: 2271
Fixture Efficacy: 69.9
Spacing Criteria: 0.8

ZONAL LUMIN SUMMARY

ZONE	LUMENS	%LUMINAIRE
0-30	2052	90.4
0-40	2250	99.1
0-60	2270	100.0
0-90	2271	100.0
90-180	0	0.0
0-180	2271	100.0

LUMINANCE DATA IN CANDELA/SQ. METER

Angle in Vertical	Average
45°	1008
55°	287
65°	130
75°	0
85°	0

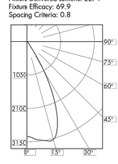

CANDELA DISTRIBUTION

DEG	CANDELA
0	2970
5	3079
15	3182
25	1991
35	193
45	13
55	3
65	1
75	0
85	0
90	0

COEFFICIENTS OF UTILIZATION Zonal Cavity Method
Ceiling 80%, 70%; Wall 70%, 50%, 30%, 10%; 20% Effective Floor Cavity Reflectance; % Wall Reflectance

RCR	80	70	50	30	10	80	70	50	30	10	80	70	50	30	10
0	114	114	114	114	114	114	114	114	114	114	114	114	114	114	114
1	106	103	98	93	87	100	98	93	88	82	97	93	88	83	78
2	100	93	81	70	60	88	81	70	61	52	78	70	61	53	46
3	94	84	66	51	39	78	66	51	40	31	69	57	44	34	27
4	88	74	53	38	27	69	53	38	29	21	61	46	32	25	19
5	82	65	43	29	19	61	43	29	21	15	54	37	24	18	13
6	76	57	35	22	14	54	35	22	15	10	47	30	19	13	9
7	70	51	28	17	10	47	28	17	11	7	41	24	15	10	7
8	64	45	23	13	7	41	23	13	8	5	36	20	12	8	5
9	59	40	19	10	5	36	19	10	6	3	31	17	10	6	4
10	54	35	16	8	4	31	16	8	5	2	27	14	8	5	3

LF6ML 6LFML30L30KFL35 — Test No. 17.00114

Test No. 17.00114
Tested at 25°C Ambient in accordance to IESNA LM-79-2008

LF6ML 6LFML30L30K
LED Light Engine: 3000K, 90 CRI
System Wattage:36.1W
Fixture Delivered Lumens: 2522
Fixture Efficacy: 62.9
Spacing Criteria: 1.2

ZONAL LUMIN SUMMARY

ZONE	LUMENS	%LUMINAIRE
0-30	1340	53.1
0-40	2125	84.3
0-60	2518	99.9
0-90	2522	100.0
90-180	0	0.0
0-180	2522	100.0

LUMINANCE DATA IN CANDELA/SQ. METER

Angle in Vertical	Average
45°	35973
55°	1720
65°	389
75°	212
85°	0



CANDELA DISTRIBUTION

DEG	CANDELA
0	1576
5	1599
15	1652
25	1566
35	1287
45	464
55	18
65	3
75	1
85	0
90	0

COEFFICIENTS OF UTILIZATION Zonal Cavity Method
Ceiling 80%, 70%; Wall 70%, 50%, 30%, 10%; 20% Effective Floor Cavity Reflectance; % Wall Reflectance

RCR	80	70	50	30	10	80	70	50	30	10	80	70	50	30	10
0	119	119	119	119	119	119	119	119	119	119	119	119	119	119	119
1	107	101	93	104	98	93	90	93	93	93	85	88	88	88	88
2	97	85	68	56	47	78	68	56	47	40	61	56	47	40	35
3	84	69	46	35	28	61	46	35	28	22	47	38	28	23	19
4	73	56	35	24	17	47	35	24	17	13	36	27	18	14	11
5	64	45	26	16	10	36	26	16	11	8	28	19	12	9	7
6	56	37	19	11	7	28	19	11	7	5	21	14	8	6	4
7	49	31	14	8	5	21	14	8	5	3	16	10	6	4	2
8	43	26	11	6	3	16	11	6	3	2	12	7	4	2	1
9	38	21	8	4	2	12	8	4	2	1	9	5	2	1	1
10	33	18	6	3	1	9	6	3	1	1	7	4	1	1	0

LF6ML 6LFML30L30K — Test No. 17.00116

Test No. 17.00116
Tested at 25°C Ambient in accordance to IESNA LM-79-2008

prescolite

Web: **www.prescolite.com** • Tech Support: **(888) 777-4832**
701 Millennium Boulevard • Greenville, SC 29607 U.S.A. • Phone (864) 678-1000
Copyright ©2017 Prescolite, Inc., a division of Hubbell Lighting, Inc. All Rights Reserved
Specifications subject to change without notice. • Printed in U.S.A. • JR-LED-027 • 10/3/17

HUBBELL Lighting, Inc.

LiteFrame - 6" LF6ML Downlight

Dimming Compatibility Table

Dimming Ballast	Manufacturer	Web Link
DM/DM1	Lutron DVTV	http://bit.ly/11iSvZg
DM/DM1	Leviton AWRMG-7xx, AWSMG-7xx, AWSMT-7xx	http://bit.ly/1Bbn2R9
HDM	Lutron	http://bit.ly/1vjtHAJ
2DM	Lutron	http://bit.ly/1S4WJtK

DMX
See instruction sheet on www.prescolite.com for connection & installation information.
Other useful links: http://www.eldoled.com/led-drivers/powerdrive/50-watt/oc-56.ls/

Central Inverters
For full fixture output in back-up mode, we recommend you visit www.dual-lite.com for your Central Lighting Inverter options. Please contact your local Hubbell representative for any assistance with proper sizing and loading of your inverter selection. Central lighting inverters must be ordered separately.

LiteGuard: www.dual-lite.com/products/litegear_lg_series
LPS Series: www.dual-lite.com/products/lps

NX Distributed Intelligence: NX DISTRIBUTED INTELLIGENCE
Supports indoor and outdoor applications, wired, wireless and hybrid networked NX lighting control deployments and enables emerging applications such as Hubbell Lighting's SpectraSync™ color tuning technology.
See separate NX™ Solutions Guide for additional details.
See Hubbell Controls Solution NX Brochure.

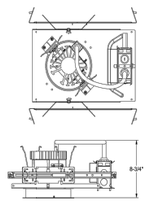

LF6ML CP

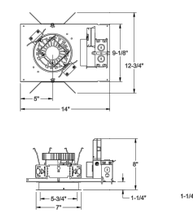

LF6ML LV(E)

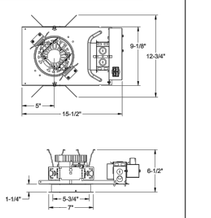

LF6ML NX(W)E

NOTES:
When ordering a sloped ceiling adapter, specify the degree of slope in 5° increments, max. of 35°. For a more precise degree or wet ceiling applications, please contact factory. Sloped ceiling adapter and housing must be installed at the same time.

prescolite

Web: **www.prescolite.com** • Tech Support: **(888) 777-4832**
701 Millennium Boulevard • Greenville, SC 29607 U.S.A. • Phone (864) 678-1000
Copyright ©2017 Prescolite, Inc., a division of Hubbell Lighting, Inc. All Rights Reserved
Specifications subject to change without notice. • Printed in U.S.A. • JR-LED-027 • 10/3/17

HUBBELL Lighting, Inc.

LIGHT FIXTURE - TYPE 'E'

rtm engineering consultants
34300 Gateway Drive, Suite 120
Palm Desert, CA 92211
rtmassociates.com | 760.340.0005

biltform architecture

biltform architecture group, inc.
11460 north cave creek road . suite 11
phoenix . arizona 85020
Phone 602.285.9200
www.biltform.com

Design Architect - The Davis Experience

FIXTURE CUTSHEETS

E5
9-24-18

preliminary not for construction

WINFIELD HOTEL AND RESIDENCES - Scottsdale, Arizona

© BILTFORM ARCHITECTURE GROUP, INC.