



SITE PLAN NOTES

GENERAL NOTES

SITE INFORMATION

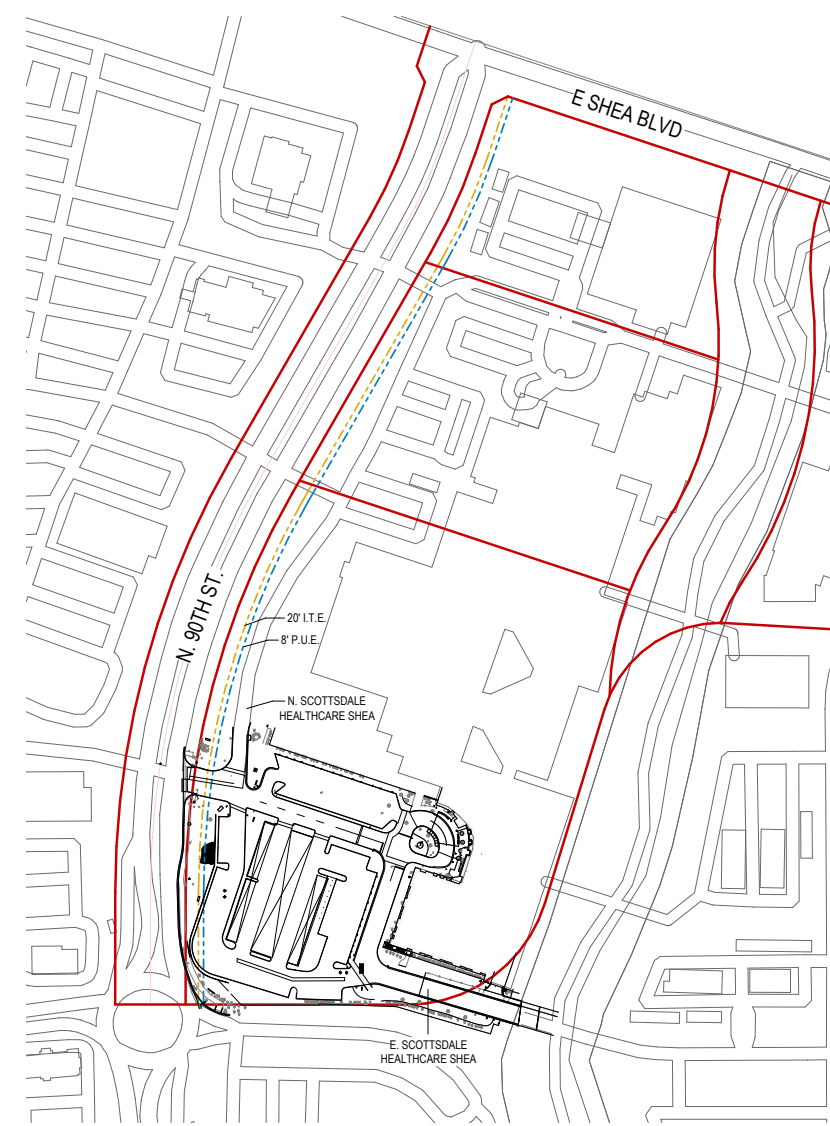
TOTAL SITE AREA: 188,382 SF (4.33 ACRES)

PROJECT DATA ZONING: SC PCD (SPECIAL CAMPUS - PLANNED COMMUNITY DISTRICT)

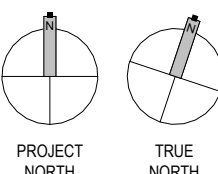
LEGEND

- PAVEMENT
TOTAL: 92,684 SF
- CONCRETE SIDEWALK
TOTAL: 9,500 SF
- LANDSCAPE
TOTAL: 37,630 SF

CAMPUS KEY PLAN



1 EXISTING SITE PLAN
A1.106 1" = 20'-0"



CLAYCO
THE ART & SCIENCE OF BUILDING
4300 EAST CAMELBACK STE 300
PHOENIX, AZ 85018
PH: 602.833.0650

Lamar Johnson
Collaborative
4300 EAST CAMELBACK STE 300
PHOENIX, AZ 85018
PH: 602.833.0650

PROGRESS
PRINT

HONORHEALTH SHEA GARAGE
HonorHealth
9003 E. Shea Blvd. Scottsdale, AZ 85260
Development Review

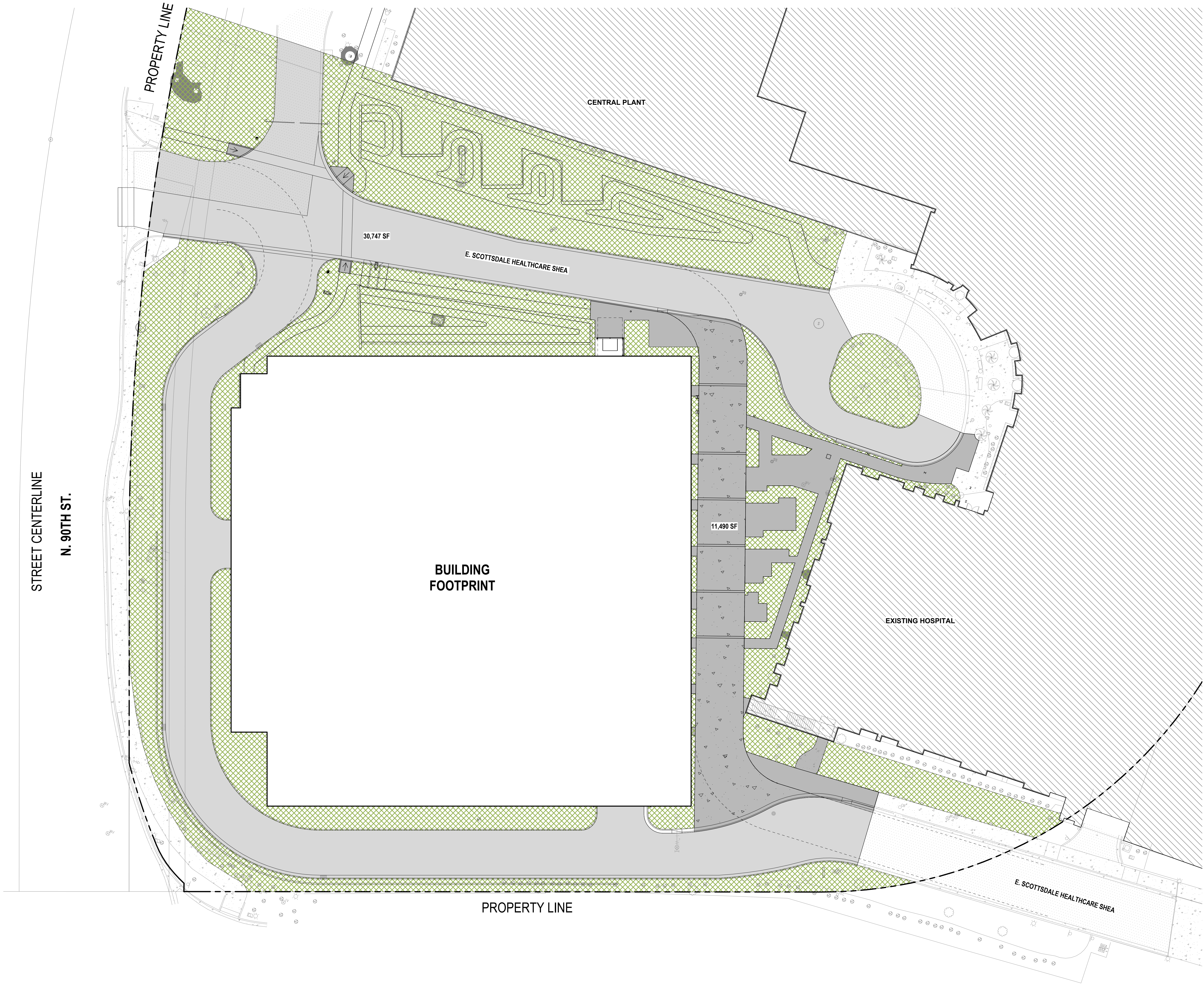
DRAWING ISSUE		
#	DESCRIPTION	DATE
1	SCHEMATIC DESIGN	06/21/24
2	DESIGN DEVELOPMENT	08/23/24

BUILDING MAP

DRAWING TITLE
SITE PAVEMENT CALCULATION
EXHIBIT

DRAWING NO.
A1.106

Job # 008229



SITE PLAN NOTES

GENERAL NOTES

SITE INFORMATION

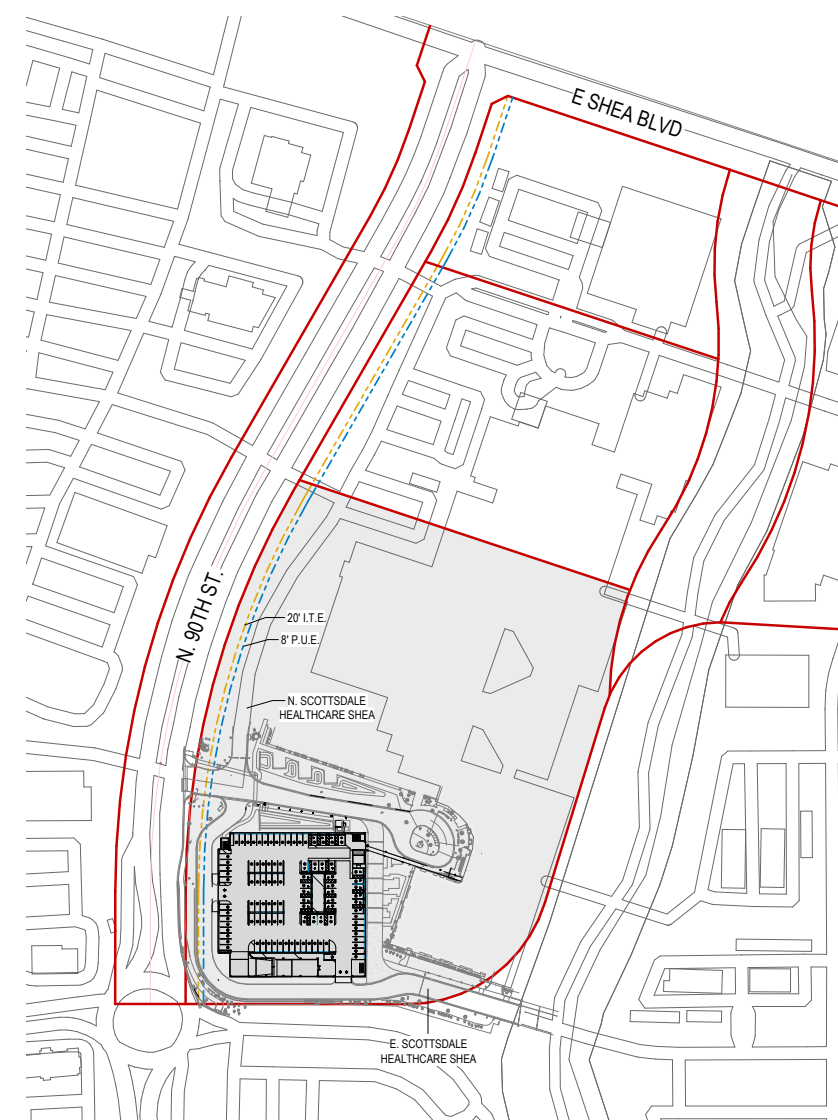
TOTAL SITE AREA: 188,382 SF (4.33 ACRES)

PROJECT DATA ZONING: SC PCD (SPECIAL CAMPUS - PLANNED COMMUNITY DISTRICT)

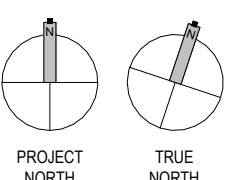
LEGEND

- PAVEMENT
TOTAL: 30,747 SF
- CONCRETE SIDEWALK
TOTAL: 11,490 SF
- LANDSCAPE
TOTAL: 44,392 SF

CAMPUS KEY PLAN



1 SITE PLAN
A1.101 1" = 20'-0"



CLAYCO
THE ART & SCIENCE OF BUILDING
4300 EAST CAMELBACK STE 300
PHOENIX, AZ 85018
PH: 602.833.0650

Lamar Johnson
Collaborative
4300 EAST CAMELBACK STE 300
PHOENIX, AZ 85018
PH: 602.833.0650

PROGRESS
PRINT

HONORHEALTH SHEA GARAGE

HonoHealth
9003 E. Shea Blvd. Scottsdale, AZ 85260
Development Review

DRAWING ISSUE

#	DESCRIPTION	DATE
1	SCHEMATIC DESIGN	06/21/24
2	DESIGN DEVELOPMENT	08/23/24

BUILDING MAP

DRAWING TITLE
SITE PAVEMENT CALCULATION
EXHIBIT

DRAWING NO.
A1.107

Job # 008229