

I hereby certify that this plan, specification, or report was prepared by me or under my direct supervision and that I am a duly licensed architect under the laws of the State of Arizona

Signature

Typed or Printed Name

License # Date

NOT FOR
CONSTRUCTION

03/27/2025
DRB SUBMITTAL

ORIGINAL ISSUE:

REVISIONS
No. Description Date

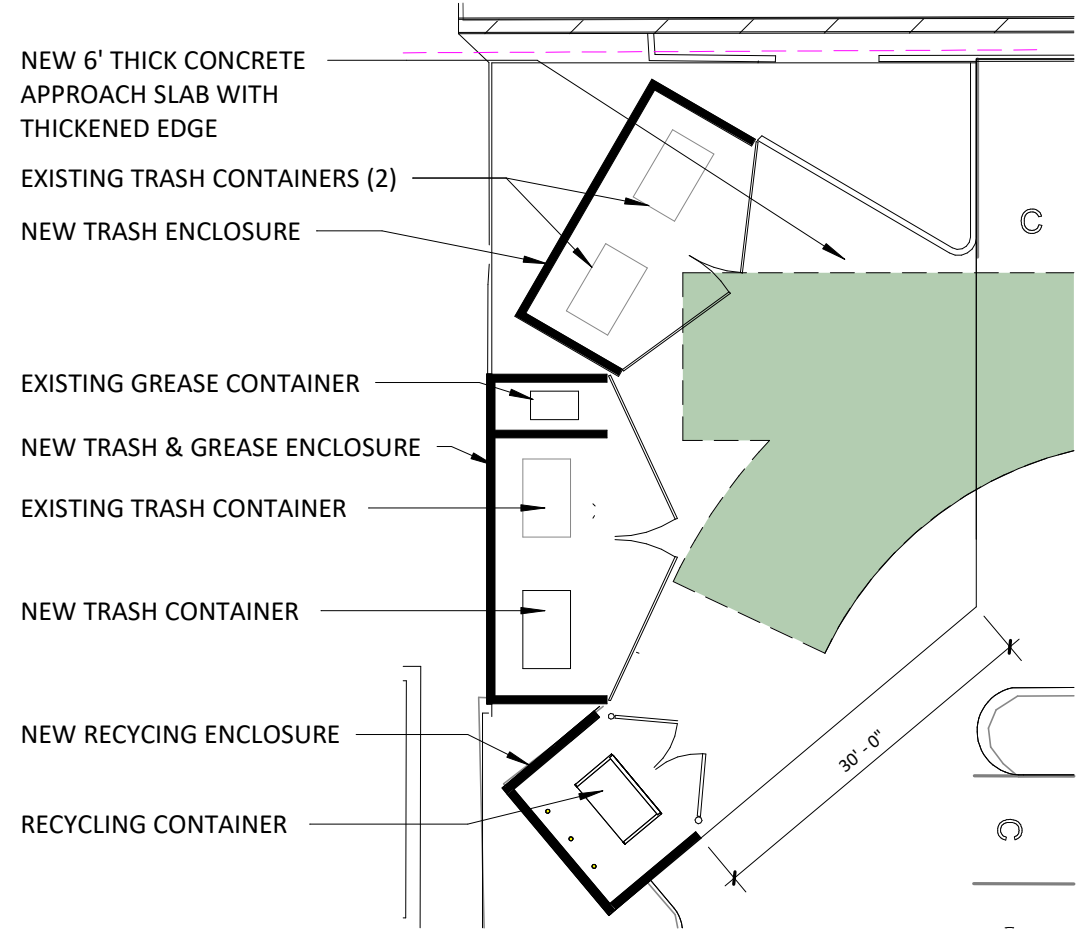
222517
PROJECT NUMBER

KEY PLAN

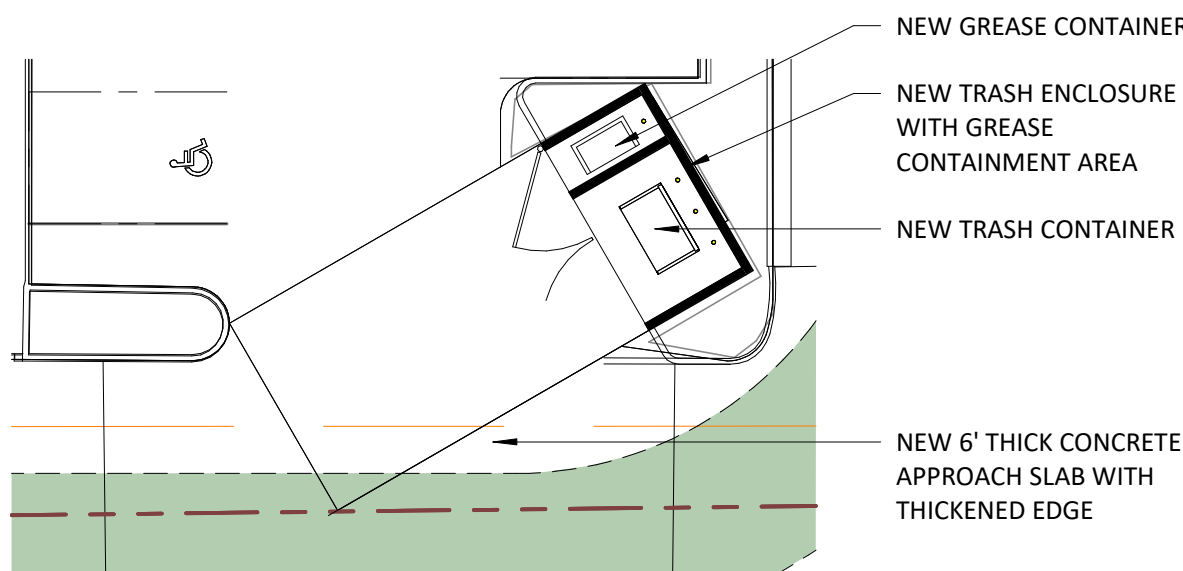
BLOCK 7000

REFUSE PLAN

A.21.h



6 ENLARGED FLOOR PLAN - NORTH TRASH ENCLOSURE
A.21.h 1/16" = 1'-0"

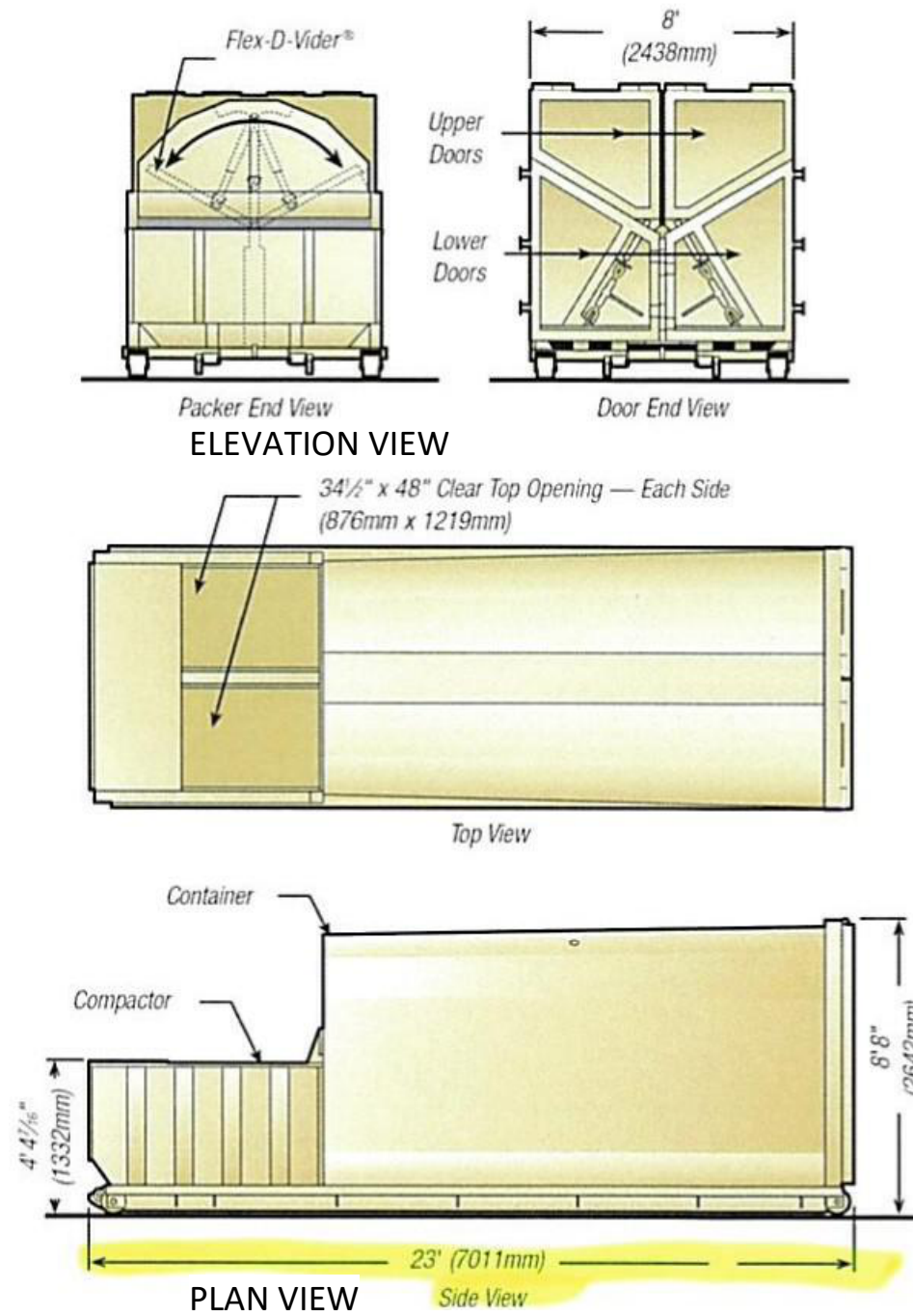


5 ENLARGED FLOOR PLAN - SOUTH TRASH ENCLOSURE
A.21.h 1/16" = 1'-0"

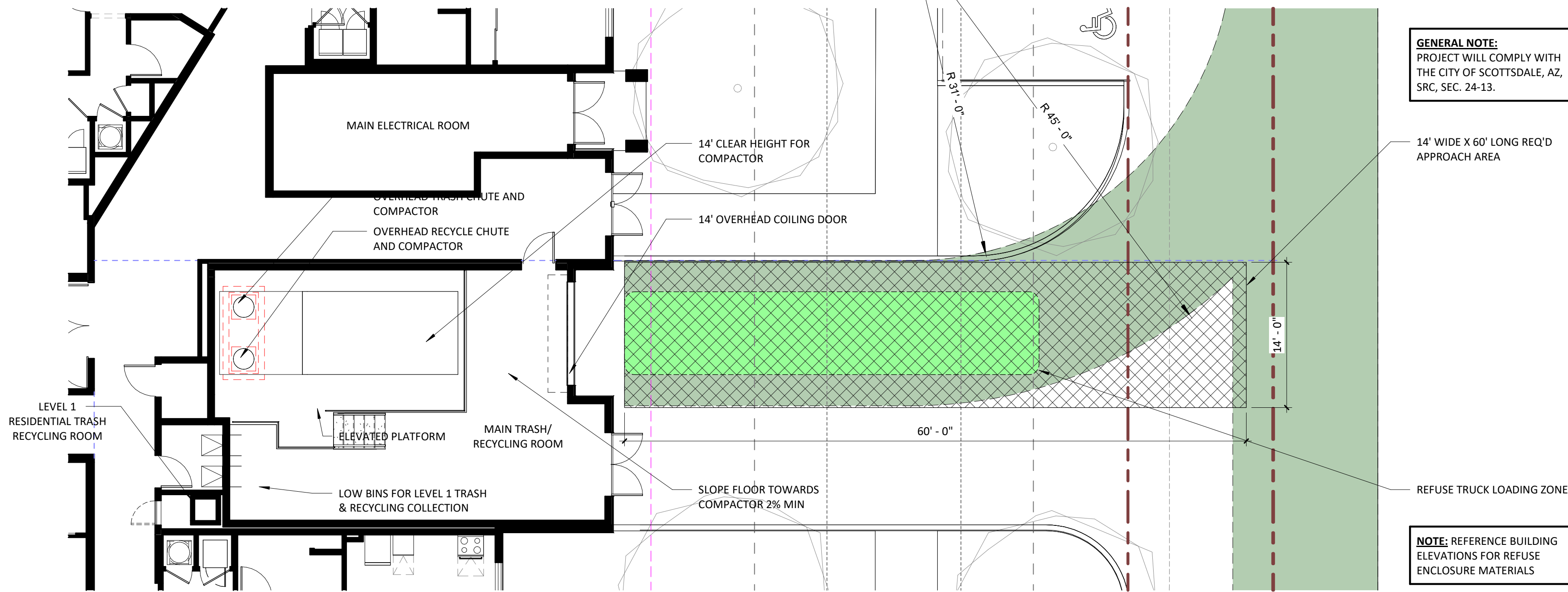
USE	DPSM TABLE 2-1.311.B 1:20,000 SF	SF* 82,000	REQUIRED 4	EXISTING 3	PROPOSED 2** (ON PROPOSED OVERALL LOT)
NONRESIDENTIAL (COMMERCIAL CENTER + LOT 3)	1:REST + GREASE	10,000	1 + 2 GREASE	1 GREASE (+1 RECYC)	1 GREASE
RESTAURANT					
HERB BOX	-	7,200	-	-	-
AZ BREAD CO	-	2,800	-	-	-
TOTALS	5 + 2 GREASE	3 + 1 RECYC + 1 GREASE	5 + 1 RECYC + 2 GREASE PROVIDED		

*PER SITE PLAN DATA, BLACK ROCK COFFEE BAR, CASE# 30-DR-2020; LOT 3 = BUILDING I (ARIZONA BREAD COMPANY AND FITNESS 4 HOME)
**NEW TRASH AT SOUTH SIDE IS CONTAINER TYPE 2146-2 PER SCOTTSDALE DPSM & MAG DETAIL

4 EXISTING REFUSE
A.21.h 1/2" = 1'-0"



3 TRASH COMPACTOR
A.21.h 1/2" = 1'-0"



2 ENLARGED FLOOR PLAN - TRASH / RECYCLING ROOM
A.21.h 1/8" = 1'-0"

CITY ENCLOSURE REQUIREMENT (FREE-STANDING CONDITION)

2 ENCLOSURES FOR EVERY 30 UNITS WITH REFUSE & RECYCLING
 $189 / 30 = 6.3 \times 2 = 12.6 = 13$ 3-YD (39 CU YDS) REFUSE/RECYCLING ENCLOSED REQ'D

ALTERNATE DESIGN FOR 28 YD DUAL COMPACTOR:

PROVIDING
1 (28 CU YDS, 120 CU YDS UNCOMPACTED) REFUSE/RECYCLING DUAL COMPACTOR (SEE COMPACTOR NOTES BELOW)

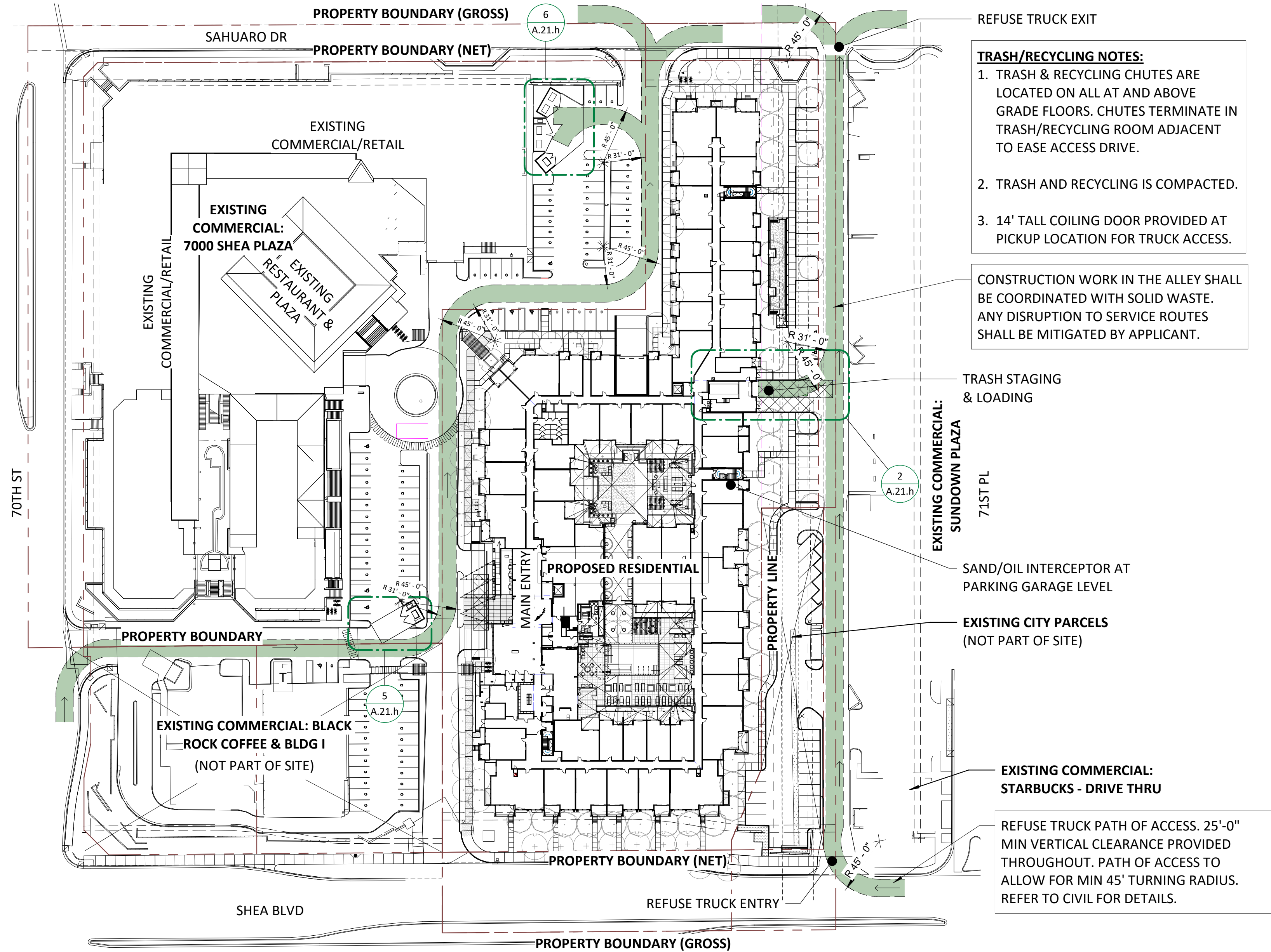
WASTE LOAD/COMPACTOR CALCULATIONS
(APPROX. ACTUAL WASTE GENERATION MAY VARY)

0.5 CU YD OF UNCOMPACTED REFUSE/RECYCLING PER RESIDENT/WEEK
 $189 \times 0.5 = 95$ CU YDS
TOTAL UNCOMPACTED REFUSE/RECYCLING/WEEK

AVG COMPACTOR RATIO 4:1
 $95/4 = 23.75 = 24$ CU YDS/WEEK
TOTAL REFUSE/RECYCLING AFTER COMPACTION

SERVICED 1 TIME/WEEK (INCLUDES RECYCLING)

1 REFUSE PLAN
A.21.h 1" = 60'-0"



GENERAL NOTE:
PROJECT WILL COMPLY WITH THE CITY OF SCOTTSDALE, AZ, SRC, SEC. 24-13.

14' WIDE X 60' LONG REQ'D APPROACH AREA

NOTE: REFERENCE BUILDING ELEVATIONS FOR REFUSE ENCLOSURE MATERIALS

TRASH/RECYCLING NOTES:
1. TRASH & RECYCLING CHUTES ARE LOCATED ON ALL AT AND ABOVE GRADE FLOORS. CHUTES TERMINATE IN TRASH/RECYCLING ROOM ADJACENT TO EASE ACCESS DRIVE.
2. TRASH AND RECYCLING IS COMPACTED.
3. 14' TALL COILING DOOR PROVIDED AT PICKUP LOCATION FOR TRUCK ACCESS.

CONSTRUCTION WORK IN THE ALLEY SHALL BE COORDINATED WITH SOLID WASTE. ANY DISRUPTION TO SERVICE ROUTES SHALL BE MITIGATED BY APPLICANT.

EXISTING COMMERCIAL: STARBUCKS - DRIVE THRU

REFUSE TRUCK PATH OF ACCESS. 25'-0" MIN VERTICAL CLEARANCE PROVIDED THROUGHOUT. PATH OF ACCESS TO ALLOW FOR MIN 45' TURNING RADIUS. REFER TO CIVIL FOR DETAILS.