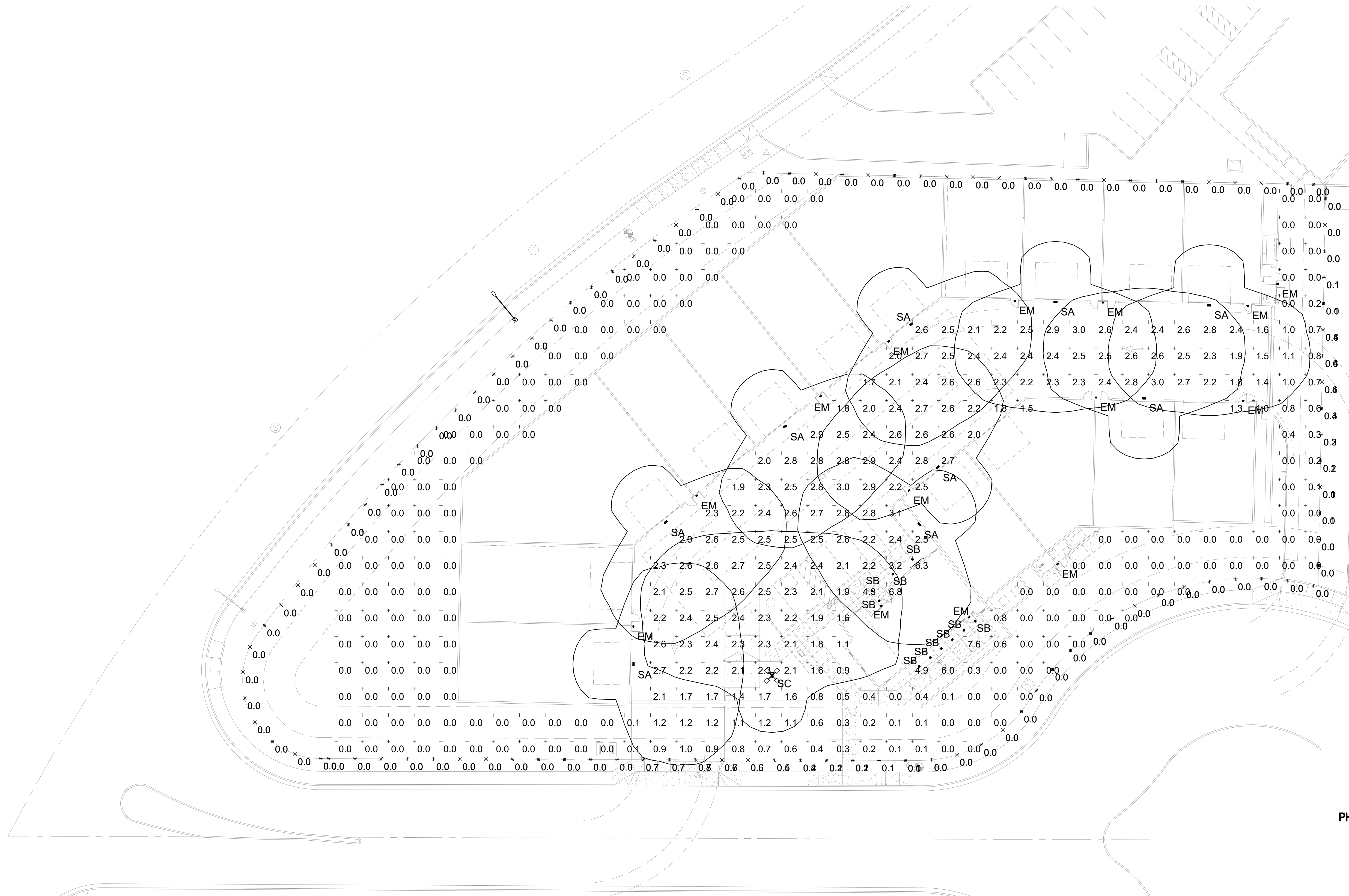



# AUTOBOX GARAGE CONDOS

14805 N. 73RD STREET  
SCOTTSDALE, ARIZONA 85060  
PROJECT NUMBER: 25022  
DATE: 11/01/25



Statistics						
Description	Symbol	Avg	Max	Min	Max/Min	Avg/Min
PROP LINE @ 6'	X	0.1 fc	0.7 fc	0.0 fc	N/A	N/A
PROP LINE @ GRADE	X	0.1 fc	0.8 fc	0.0 fc	N/A	N/A
ONSITE FC	+	1.1 fc	7.6 fc	0.0 fc	N/A	N/A



25055E1.dwg

**Zee Engineering Group, LLC**  
1830 S. Alma School Road,  
Suite 120  
Mesa, Arizona 85210  
V. 480.222.8835  
F. 480.222.8836

SITE  
PHOTOMETRIC  
PLAN



E1

88 south san marcos place  
chandler - arizona - 85225  
p. 480.377.2222  
www.robertbrownarchitects.com

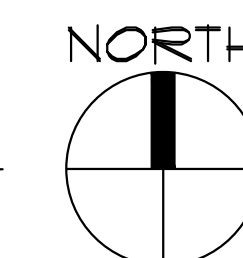
This document, including the ideas and designs it contains, is an instrument of professional services rendered by the Architect/Engineer. This document may not be used or copied in whole, or in part, for any purpose other than this specific project without the expressed written consent of Robert Brown Architects.

25-DR-2025

**STIPULATION SET  
RETAIN FOR RECORDS  
APPROVED**

03/19/2026 *Almawati B. Sidhwa*  
DATE APPROVED BY

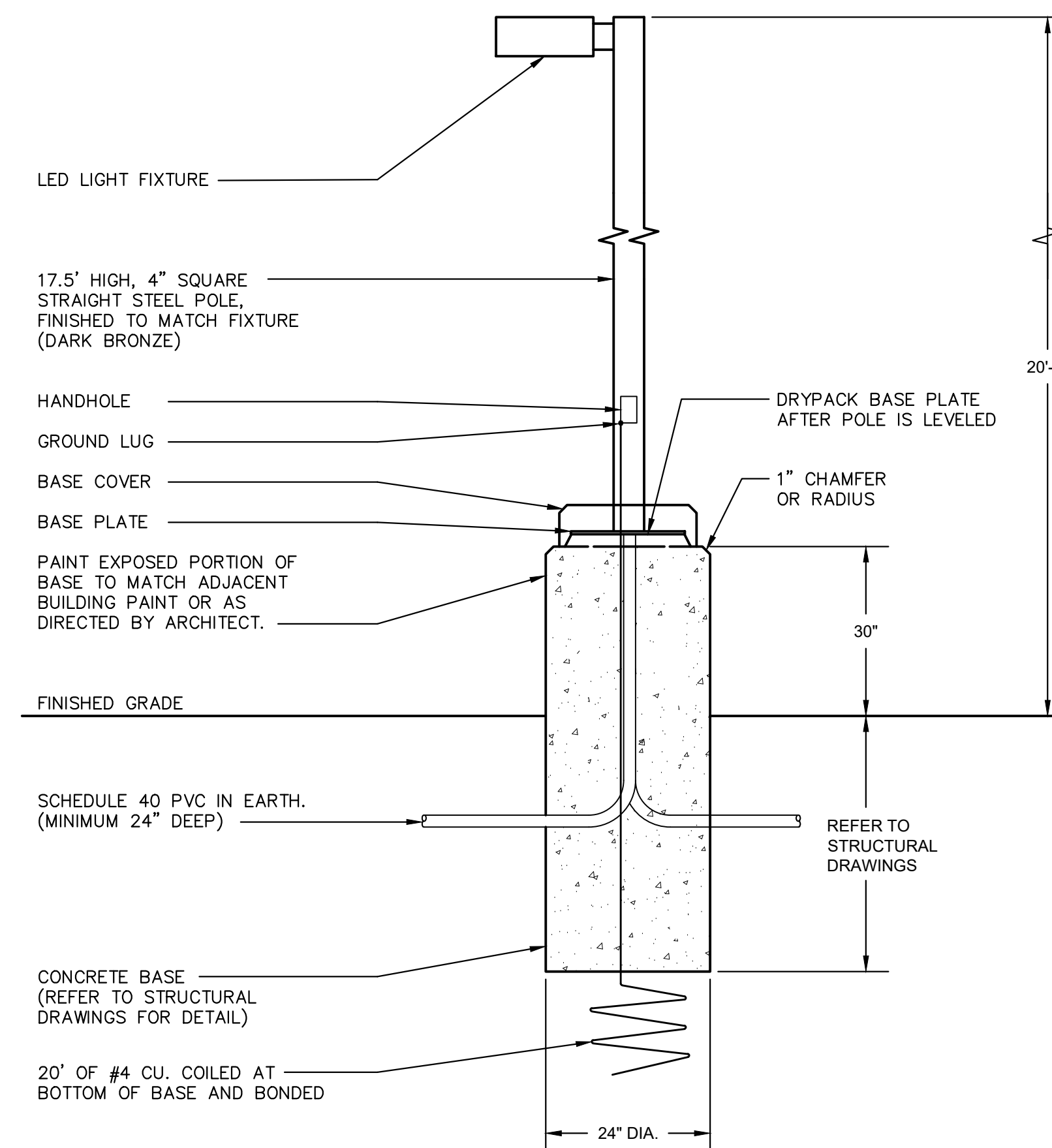
SITE PHOTOMETRIC PLAN  
SCALE: 1" = 20'-0"




# AUTOBOX GARAGE CONDOS

14805 N. 73RD STREET  
SCOTTSDALE, ARIZONA 85060  
PROJECT NUMBER: 25022  
DATE: 11/07/25

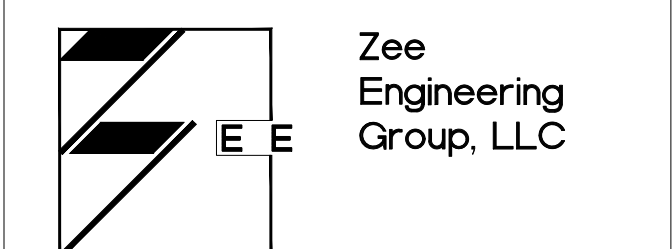
Luminaire Schedule								
Label	Manufacturer	Catalog	Description	Lamp	Number Lamps	Intensity Multiplier	LLF	Input Power
SA	LITHONIA	DSXW1 P6 30K T4M DDBXD	7000 3000K 70CRI Type 4 Medium DARK BRONZE/ MOUNTED AT 20', LISTED FOR WET LOCATIONS	LED 3000K	1	1	0.91	48.25
SB	LITHONIA	LDN6 30/05 LO6AR LSS	6IN LDN, 3000K, 500LM, CLEAR, SEMI-SPECULAR REFLECTOR, CRI80, LISTED FOR DAMP LOCATIONS	LED 3000K	1	1	0.91	5.83
SC	LITHONIA	DSX0 LED P4 30K 70CRI T4M DDBXD/ SSS 20' POLE	D-Series Size 0 Area Luminaire P4 Performance Package 3000K CCT 70 CRI Type 4 Medium DARK BRONZE, LISTED FOR WET LOCATIONS	LED 3000K	1	1	0.91	93.04
EM	EELP	ODEL 10W W EM BZ	OUTDOOR EMERGENCY LIGHTING UNIT BRONZE, MOUNTED AT 8', LISTED FOR WET LOCATIONS WITH 90 MINUTE BATTERY BACK-UP	LED	1	1	0	10



**'SC' FIXTURE POLE MOUNTING DETAIL**  
N.T.S.



25055E2.dwg



1830 S. Alma School Road,  
Suite 120  
Mesa, Arizona 85210  
V. 480.222.8835  
F. 480.222.8836

**LUMINAIRE  
SCHEDULE  
AND DETAIL**



architecture = planning

**E2**

**88 south san marcos place  
chandler = arizona = 85225  
p. 480.377.2222**

www.robertbrownarchitects.com

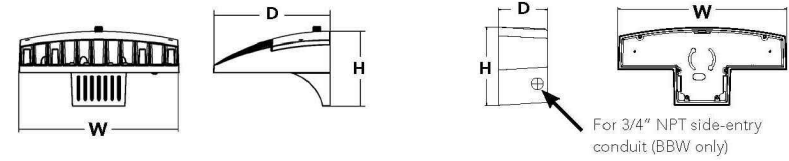
This document, including the ideas and designs it contains, is an instrument of professional services rendered by the Architect/Engineer. This document may not be used or copied in whole, or in part, for any purpose other than this specific project without the expressed written consent of Robert Brown Architects.



### D-Series Size 1 LED Wall Luminaire

#### Specifications Luminaire

Width:	13-3/4" (347 mm)	Weight:	12 lbs (5.4 kg)
Depth:	10" (254 mm)		
Height:	6-3/8" (162 mm)		



#### Back Box (BBW, E20WC)

Width:	13-3/4" (347 mm)	BBW Weight:	5 lbs (2.3 kg)
Depth:	4" (102 mm)	E20WC Weight:	10 lbs (4.5 kg)
Height:	6-3/8" (162 mm)		

Catalog Number \_\_\_\_\_

Notes \_\_\_\_\_

Type \_\_\_\_\_

SA



#### FEATURES & SPECIFICATIONS

**INTENDED USE** — Typical applications include corridors, lobbies, conference rooms and private offices. **CONSTRUCTION** — Galvanized steel mounting plate/frame, galvanized steel junction box with bottom hinged access covers and spring latches. Reflector is retained by tension springs. Vertically adjustable mounting brackets with commercial bar hangers provide 3-3/4" total adjustment. Two combination 1/2-3/4" and four 1/2" knockouts for straight through conduit runs. Capacity: 8 (4 in, 4 out), No. 12 AWG conductors, rated for 90°C. Accommodates 12"-24" post spacing.

#### Introduction

The D-Series Wall Luminaire is a stylish, fully integrated LED solution for building-mount applications. It features a sleek, modern design and is carefully engineered to provide long-lasting, energy-efficient lighting with a variety of optical and control options for customized performance. With an expected service life of over 20 years of nighttime use and significant energy savings, the D-Series Wall is a reliable, low-maintenance lighting solution that produces sites that are exceptionally illuminated.

#### Ordering Information

EXAMPLE: DSWX1 LED P2 40K 70CRI T3M MVOLT SRM DDBXTD

DSWX1 LED Series	Lumen Package	CCT	CRI	Distribution	Voltage	Mounting	Control Options
DSWX1 LED P1	3000 Lumens	27K	2700K	70CRI	70CRI	T25 Type 2 Short	HVOLT
P2	2200 Lumens	30K	3000K	80CRI	80CRI	T26 Type 2 Medium	SRM
P3	1200 Lumens	35K	3500K	AMCR	Amber CR	T36G Glass	DMG
P4	400 Lumens	40K	4000K				BBW
P5	1200 Lumens	50K	5000K				PIR
P6	7200 Lumens	57K	5700K				PIRCHV
P7	3000 Lumens	AMBCP	Amber CR				PIRCHVCH
		AMBLW	Amber LW				E20WC
							E10WH

Other Options	Finish required
<b>Shipped installed</b>	<b>Finish required</b>
SI Single fuse (120, 277 or 347V) <sup>10</sup>	DBXD Dark bronze
DI Double fuse (208, 240 or 480V) <sup>11</sup>	DBX Black
IS In-use site detection <sup>8</sup>	DMAD Natural aluminum
SFO Separate surge protection	DWHD White
	DSXD Sandstone
	DSYD Textured dark bronze
	DBLX Textured black
	DWGD Textured natural aluminum
	DWGD Textured white
	DWGD Textured sandstone

**Accessories** Ordered and shipped separately.

DNBWS1 Base deck 24x24x1/2" (610 mm)

DNBWS2 8x8 deck optic

DNBWS3 Hand pad accessory

**Notes**

- Only available with P1 and P6 Packages.
- Not available with AMCR.
- Only available with AMCR.
- Not available with HS Option.
- Single fuse (SF) requires 120, 277 or 347 voltage options. Double fuse (DF) requires 208, 240 or 480 voltage options.
- Not available with P1 package. Not available with motion/ambient light sensors (PIR or PIRCHV). Not available with DMG.
- Back box ships installed on fixture. Cannot be field installed. Cannot be ordered as an accessory. Not available with E20WC or E10WH.
- Photocontrol (PE) requires 120, 208, 240, 277 or 347 voltage option. Not available with motion/ambient light sensors (PIR or PIRCHV).
- Reference Motion Sensor table on page 3. Not available with DMG.
- Not compatible with conduit entry. Emergency components located in back box housing. Not available with PFD.
- Not available with E20WC and E10WH.
- Not available as a separate accessory; see Accessories Information.

LITHONIA LIGHTING One Lithonia Way • Conyers, Georgia 30012 • Phone: 1-800-705-SERV (378) • www.lithonia.com DSWX1-LED Rev. 12/12/24 © 2013-2024 Acuity Brands Lighting, Inc. All rights reserved.

Catalog Number \_\_\_\_\_

Notes \_\_\_\_\_

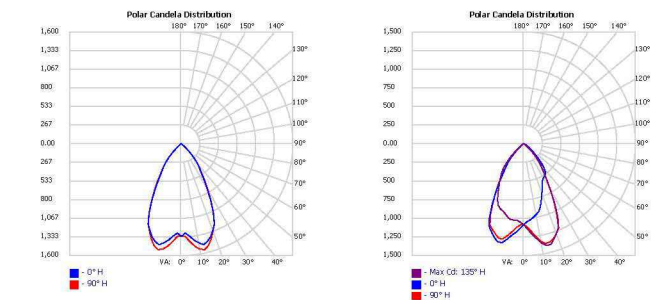
Type \_\_\_\_\_

SB

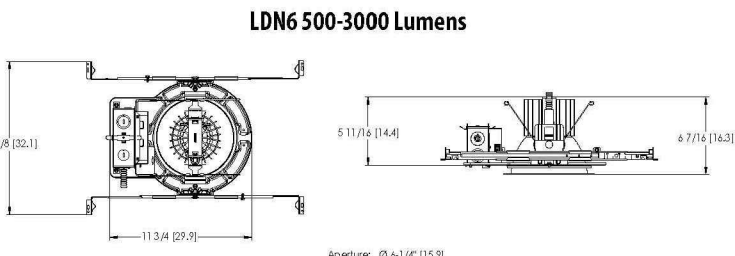
### LDN6 STATIC WHITE



#### DISTRIBUTIONS



#### DIMENSIONS



See page 4 for other fixture dimensions



### D-Series Size 0 LED Area Luminaire

#### Specifications

EPA:	0.44 ft <sup>2</sup> (0.04 m <sup>2</sup> )
Length:	26.15" (665 mm)
Width:	14.06" (357 mm)
Height H1:	2.26" (57 mm)
Height H2:	7.46" (189 mm)
Weight:	23 lbs (10.4 kg)

Design Select options indicated by this color background.

#### Ordering Information

EXAMPLE: DSKO LED P6 40K 70CRI T3M MVOLT SPA NLTAR2 PIRHN DDBXD

DSKO LED Series	LEDs	Color temperature	Color Rendering Index	Distribution	Voltage	Mounting
DSKO LED P1	P2	30K	3000K	70CRI	70CRI	T16 Type I low glare
P2	P6	40K	4000K	70CRI	70CRI	T15 Type II short
P3	P7	50K	5000K	70CRI	70CRI	T2M Type II medium
P4				70CRI	70CRI	ESM Type III medium
				70CRI	70CRI	T3G Type III low glare <sup>1</sup>
				70CRI	70CRI	T4L Type IV low glare <sup>2</sup>
				70CRI	70CRI	T4G Type IV low glare <sup>2</sup>
				70CRI	70CRI	T5M Forward throw medium
				70CRI	70CRI	T6M Forward throw medium

LITHONIA LIGHTING 1 Acuity Way • Decatur, Georgia 30035 • Phone: 1-800-705-SERV (378) • www.lithonia.com DSKO-LED Rev. 09/26/25 Page 1 of 9 © 2013-2025 Acuity Brands Lighting, Inc. All rights reserved.

SC

# AUTOBOX GARAGE CONDOS

14805 N. 73RD STREET  
SCOTTSDALE, ARIZONA 85060  
PROJECT NUMBER: 25022  
DATE: 11/07/25

design select

Items marked by a shaded background qualify for the Design Select program and ship in 15 days or less. To learn more about Design Select, visit [www.acuitybrands.com/designselect](http://www.acuitybrands.com/designselect). See ordering tree for details.

#### Ordering Information

EXAMPLE: DSKO LED P6 40K 70CRI T3M MVOLT SPA NLTAR2 PIRHN DDBXD

DSKO LED Series	LEDs	Color temperature	Color Rendering Index	Distribution	Voltage	Mounting
DSKO LED P1	P2	30K	3000K	70CRI	70CRI	T16 Type I low glare
P2	P6	40K	4000K	70CRI	70CRI	T15 Type II short
P3	P7	50K	5000K	70CRI	70CRI	T2M Type II medium
P4				70CRI	70CRI	ESM Type III medium
				70CRI	70CRI	T3G Type III low glare <sup>1</sup>
				70CRI	70CRI	T4L Type IV low glare <sup>2</sup>
				70CRI	70CRI	T4G Type IV low glare <sup>2</sup>
				70CRI	70CRI	T5M Forward throw medium
				70CRI	70CRI	T6M Forward throw medium

LITHONIA LIGHTING 1 Acuity Way • Decatur, Georgia 30035 • Phone: 1-800-705-SERV (378) • www.lithonia.com DSKO-LED Rev. 09/26/25 Page 1 of 9 © 2013-2025 Acuity Brands Lighting, Inc. All rights reserved.

Project **EM**

Type \_\_\_\_\_

Catalog Number \_\_\_\_\_

**SPECIFICATIONS** EMERGENCY

**HOUSING**

- Low profile aluminum housing
- Available in white, black, or satin bronze finishes

**ELECTRICAL**

- Universal 120-277V
- Standard Operating Temperature: -20°C - 40°C (-4°F - 104°F)
- Cold Weather Temperature: -40°C

**BATTERY**

- 3.6V, 5Ah Li-SOCl<sub>2</sub> battery
- LVD prevents battery from deep discharge
- Internal transfer switch automatically connects battery to lamp heads for 90-minute emergency illumination
- Two-rate charger initiates battery charge to recharge in battery in 24 hours

**ILLUMINATION**

- Sealed diffused lens
- 50,000 Hours
- 5300K standard, 2900 - 3800K available

**MOUNTING**

- Universal knockout pattern on back plate
- Suitable for wall or ceiling mount
- Note: EM Models require 1" J-Box extension ring

**CODE COMPLIANCE**

- eETLus Listed for Outdoor Locations
- Meets UL924, NFPA 101, Life Safety Code, NEC, OSHA, Local and State Codes
- IP65 Rated
- BAA Compliant

**WARRANTY**

- 5 Year

**ODEL**  
Outdoor LED AC/EM Unit

**ORDERING INFORMATION**

CATALOG#	Description
ODEL-10W-*-#	10W, 371 Lumens, AC Only
ODEL-10W-*-EM-#	10W, 494 Lumens, Battery Backup
ODEL-20W-*-#	20W, 742 Lumens, AC Only
ODEL-20W-*-EM-SD-#	20W, 988 Lumens, Battery Backup, Self Diagnostics

*\*Specify Mounting: C-Ceiling Mount, W-Wall Mount*  
*#Specify Color: WH-White, BA-Brushed Aluminum, BZ-Bronze, BK-Black*

**OPTIONS (Factory Installed)**

SD	- Self Diagnostics (EM Models Only) - 20W-EM unit already has SD standard
CWV	- Cold Weather Package (40°C) - EM Models Only
SW120	- Security Lighting with Control Switch-120V (Standard EM Models)
SW277	- Security Lighting with Control Switch-277V (Standard EM Models)
SW-SD	- Security Lighting with Control Switch for EM-SD models (120/277V)
2AC120	- Dual AC Output - 120V
2AC277	- Dual AC Output - 277V
CV1	- Custom Window Filter - 3800K
CV2	- Custom Window Filter - 3200K
CV3	- Custom Window Filter - 2900K
CC	- Custom Color

**EXTERIOR LUMINAIRE CUTSHEETS**

88 south san marcos place  
chandler - arizona - 85225  
p. 480.377.2222  
www.robertbrownarchitects.com

**E3**

25055E3.dwg

1830 S. Almo School Road,  
Suite 120  
Mesa, Arizona 85210

V. 480.222.8835  
F. 480.222.8836

