


This drawing is an instrument of service and the property of Floor Associates and shall remain their property. The use of this drawing shall be restricted to the original site for which it was prepared and publication thereof is expressly limited to such use. Reuse, reproduction or publication by any method, in whole or in part, is prohibited without written consent.



Radean Post Top LED Area Luminaire

1.02 ft²
(0.105 m²)

Length: 24"
(61cm)

Width: 24"
(61cm)

H1 Luminaire Height: 4"
(10.16cm)

H2 Luminaire Height: 26"
(66.04cm)

Weight: 38lbs
(17.24Kg)

Introduction

The architecturally-inspired shape of the RADEAN™ post top area luminaire embodies the grace and strength of the RADEAN family. The twin copper-core cast aluminum arms support the slender superstructure, creating a beautiful sculpture by day transforming into a beacon of comfort by night. Triangular arms redirect reflection maintaining its visually quiet appearance. With sleek lines and simple silhouettes, these LED luminaires use specialized lighting and visual comfort to transform common areas like courtyards, outdoor retail locations, universities and corporate campuses into pedestrian-friendly nighttime environments.

Specifications

EPA: 1.02 ft²
(0.105 m²)

Length: 24"
(61cm)

Width: 24"
(61cm)

H1 Luminaire Height: 4"
(10.16cm)

H2 Luminaire Height: 26"
(66.04cm)

Weight: 38lbs
(17.24Kg)

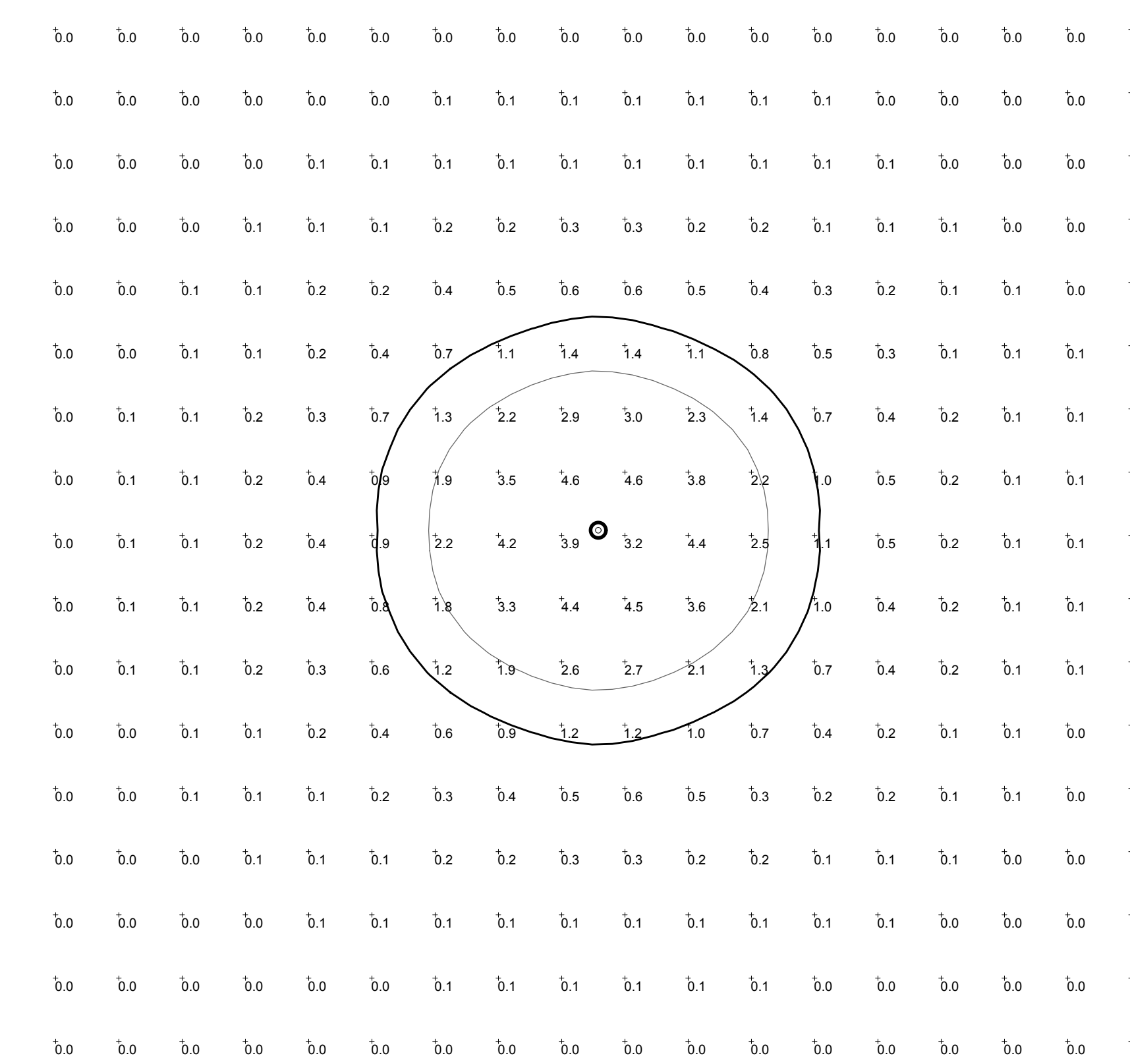
Ordering Information EXAMPLE: RADPT LED P3 30K SYM MVOLT PT4 PIR DNAXD

Series	Performance package	Color temperature	Distribution	Voltage	Mounting
RADPT LED	P1 1,000 Lumens P2 5,000 Lumens P3 7,000 Lumens P4 10,000 Lumens P5 15,000 Lumens	27K 2700K 30K 3000K 35K 3500K 40K 4000K 50K 5000K	SYM Symmetric type I ASY Asymmetric type IV PATH Pathway type II	MVOLT1 277 120 208 240	PT4 Slips inside a 4" OD round metal pole RADPT20 Slips over a 3.95" diameter trim RADPT25 Slips over a 2.78" diameter trim

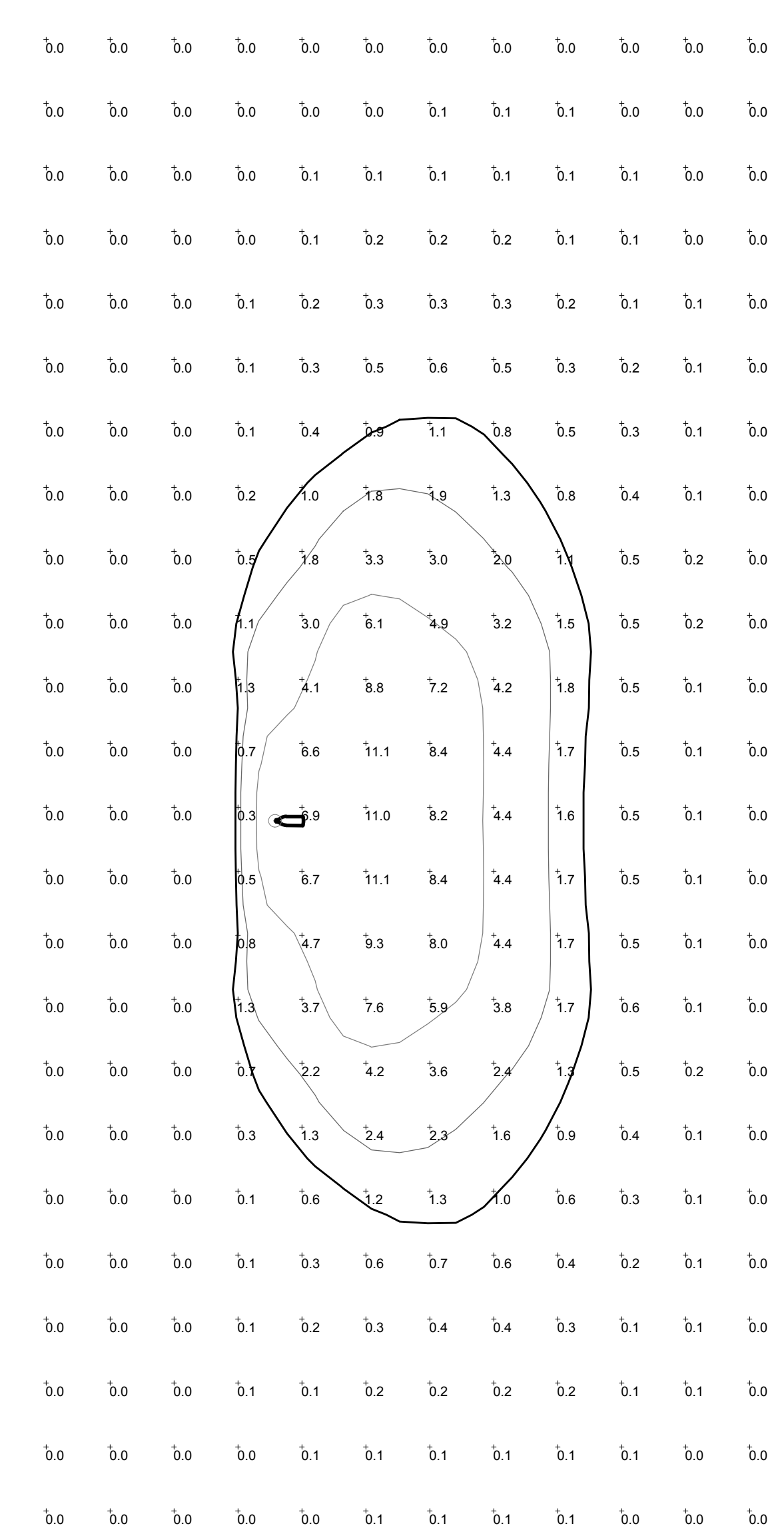
Shipped installed

NLTAIR2 Night AIR 2.0 enabled ¹	SF Single Fuse ¹	Shipped installed	DOBXD Dark bronze	DOBTD Textured dark bronze
PIR Bi-level motion sensor (1000 to 3000 lux) ¹	DF Double Fuse ¹	HS Housside shield ¹	DBLXD Black	DBLBD Textured black
PE Button photocell ¹	RO Rotated optics ¹		DNAXD Natural aluminum	DNAXTD Textured natural aluminum
FAO Field adjustable output ¹			DWHXD White	DWHGD Textured white

LITHONIA LIGHTING COMMERCIAL OUTDOOR One Lithonia Way • Conyers, Georgia 30012 • Phone: 1-800-705-SERV (7378) • www.lithonia.com RADPT LED Rev. 03/17/21




FIXTURE 'SC' PHOTOMETRIC
SCALE: 1" = 20'-0"



FIXTURE 'SB' PHOTOMETRIC
SCALE: 1" = 20'-0"



FIXTURE 'SA' PHOTOMETRIC
SCALE: 1" = 20'-0"



D-Series Size 2 LED Area Luminaire

1.1 ft²
(0.10 m²)

Length: 40"
(101.6cm)

Width: 15"
(38.1cm)

Height 1: 7-1/4"
(18.4cm)

Height 2: 3.5"

Weight: 36lbs

Introduction

The modern styling of the D-Series is striking yet unobtrusive - making a bold, progressive statement even as it blends seamlessly with its environment.

The D-Series distills the benefits of the latest in LED technology into a high performance, high efficacy, long-life luminaire. The outstanding photometric performance results in sites with excellent uniformity, greater pole spacing and lower power density. The Size 2 is ideal for replacing 400-1000W metal halide in area lighting applications with energy savings of up to 80% and expected service life of over 100,000 hours.

Specifications

EPA: 1.1 ft²
(0.10 m²)

Length: 40"
(101.6cm)

Width: 15"
(38.1cm)

Height 1: 7-1/4"
(18.4cm)

Height 2: 3.5"

Weight: 36lbs

Ordering Information EXAMPLE: DSX2 LED P7 40K T3M MVOLT SPA NLTAIR2 PIRHN DDBXD

Series	LEDs	Color temperature	Distribution	Voltage	Mounting	
DSX2 LED	Forward optics P1 PS1 P2 PS2 P3 P71 P4 P72 Rotated optics P10 P13, P14 P12	30K 3000K 40K 4000K 50K 5000K	T1S Type I Short (Automotive) T2S Type II Short T2M Type II Medium T3S Type III Short T3M Type III Medium T4M Type IV Medium TTM Forward Throw Medium	TSVS Type V Very Short 1 TSS Type V Short 1 TSM Type V Medium 1 TSM Type V Medium 2 BLC Backlight control ¹ LCCO Left corner cutoff ¹ RCCO Right corner cutoff ¹	MVOLT1 SPA XVOLT1 277V-480V ^{1,2,3} 120" 208" 240" 277" 347" 480"	Shipped included SPA Square pole mounting RPA Round pole mounting ¹ WBA Wall bracket ¹ SPUMBA Square pole universal mounting adaptor ¹ RPUIMBA Round pole universal mounting adaptor ¹ Shipped separately KMAI DOBXD Must arm mounting bracket adaptor (specify finish) ¹

Shipped installed

NLTAIR2 Night AIR 2.0 enabled ¹	PIRHN Bi-level motion/ambient sensor, 15-30' mounting height, ambient sensor enabled at 5k ¹	Shipped installed	DOBXD Dark bronze	DOBTD Textured dark bronze
PIRHN Network, Bi-level motion/ambient sensor ¹	PIRHNFCV High/low, motion/ambient sensor, 15-30' mounting height, ambient sensor enabled at 5k ¹	HS Housside shield ¹	DBLXD Black	DBLBD Textured black
PER NEMA twist-lock receptacle only (no controls) ^{1,2}	FAO Field Adjustable Output ¹	RO Rotated optics ¹	DNAXD Natural aluminum	DNAXTD Textured natural aluminum
PER5 Five-wire receptacle only (no controls) ^{1,2,3}			DWHXD White	DWHGD Textured white
PER7 Seven-wire receptacle only (no controls) ^{1,2,3}				
DMG 0-10V dimming control out back of housing for external control (no controls) ^{1,2}				
DS Dual switching ^{1,2,3}				

LITHONIA LIGHTING COMMERCIAL OUTDOOR One Lithonia Way • Conyers, Georgia 30012 • Phone: 1-800-705-SERV (7378) • www.lithonia.com DSX2 LED Rev. 07/19/21 Page 1 of 8


FLOOR associates

1425 N. First Street
Second Floor
Phoenix, AZ 85004

602.462.1425 P
602.462.1427 F

OWNER
CITY OF SCOTTSDALE
CONTACT: BRAD WALLDORF, PE
PHONE: 480.312.7790

CONSULTANTS
CONSULTANT'S FIELD
CONSULTANT
ADDRESS 1



WE # 21039
WOODWARD ENGINEERING

203 SOUTH SMITH ROAD • SUITE 101 • TEMPE, AZ 85281
1-480-894-4057 • 1-480-894-1063 • www.woodward-engineering.com

ASHLER HILLS PARK
ASHLER HILLS DRIVE & NORTH 74TH WAY
SCOTTSDALE, ARIZONA

PROJECT NO. 20027
DRAWN BY FA TEAM
CHECKED BY CB

SUBMITTAL NO. DATE ISSUED FOR
XX.XX.XX MUNICIPAL USE MASTER SITE PLAN

ISSUED FOR
MUNICIPAL USE MASTER SITE PLAN


CUT SHEETS
E000

SHEET X OF X

PROJECT #: 1960 PA: 2020 KEY CODE: Z2N4S3

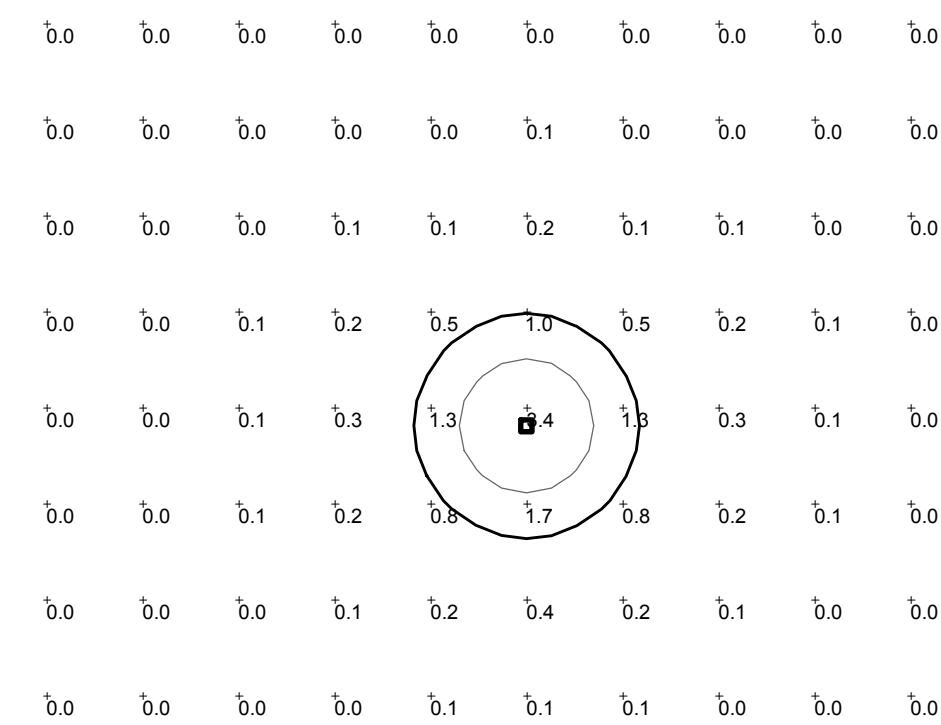
18-UP-2021
1/7/2021

This drawing is an instrument of service and the property of Floor Associates and shall remain their property. The use of this drawing shall be restricted to the original site for which it was prepared and publication thereof is expressly limited to such use. Reuse, reproduction or publication by any method, in whole or in part, is prohibited without written consent.



FIXTURE 'SE' PHOTOMETRIC

SCALE: 1" = 20'-0"



FIXTURE 'SD' PHOTOMETRIC

SCALE: 1" = 20'-0"

PERFORMANCE 100 (OUTDOOR)
PJ-SERIES | RUBBER COATED | LINEAR LED LIGHTING

Fixture Type: "SE"
Project: _____
Location: _____

MODEL:	PJ27K-WR-24V	PJ3K-WR-24V	PJ35K-WR-24V	PJ41K-WR-24V	PJ5K-WR-24V
Kelvin	2700K	3000K	3500K	4100K	5000K
Lumens	74 lm/ft	85 lm/ft	88 lm/ft	92 lm/ft	98 lm/ft
Rating	IP67	IP67	IP67	IP67	IP67

PRODUCT FEATURES

- 90+ CRI
- Dimmable
- 50,000 hour life
- 5-year warranty
- UL-listed for indoor and outdoor use
- 3M™ industrial adhesive backing
- For use with 24V power supplies

SPECIFICATIONS

Series PJ - Performance 100 (Outdoor)

Input Voltage 24V DC / Constant Voltage

Watts per Foot 0.9W/ft @ Maximum Run Length

Beam Spread 120°

Max Run Length Unlimited, power every 40ft

Production Intervals 2.625" (66.7mm)

End Cap Dimensions 0.5" (12.2mm) x 0.325" (8mm)

Tape Dimensions 0.438" (11.2mm) x 0.25" (6mm)

CRI 90+

Diode Epistar 2835

Dimming Options PWM, Triac, 0-10V, DMX, Hi-lume

Temp Range -40°F (-40°C) to 149°F (65°C)

KELVIN COLOR TEMPERATURE SCALE

TOTAL WATTAGE USED AT EACH LENGTH

Length	1ft	2ft	3ft	4ft	5ft	6ft	7ft	8ft	9ft	10ft	11ft	12ft	13ft	14ft	15ft
1.1	2.0	3.1	4.0	5.2	6.1	7.2	8.3	9.1	10.3	11.1	12.3	13.3	14.2	15.2	
16ft	17ft	18ft	19ft	20ft	21ft	22ft	23ft	24ft	25ft	26ft	27ft	28ft	29ft	30ft	
16.0	17.1	17.8	18.9	19.9	20.8	21.7	22.5	23.4	24.3	25.4	26.1	27.0	27.8	28.6	
31ft	32ft	33ft	34ft	35ft	36ft	37ft	38ft	39ft	40ft	41ft	42ft	43ft	44ft	45ft	
29.6	30.4	31.2	32.0	32.6	33.4	34.2	35.1	35.5	36.6	n/a	n/a	n/a	n/a	n/a	

Conforms to ANSI/UL Standard 2108
Certified to CAN/CSA Standard C22.2 No. 250.0

QUESTIONS/SUPPORT | 800-789-3810 | quotes@kelvix.com

G1.8.55

JUNO SLIMFORM™ LED SURFACE MOUNT DOWNLIGHTS
FOR JBOX INSTALLATION
5", 7", 12", 14" SQUARE
JSFSQ SERIES

Performance Data

	JSFSQ 5IN		JSFSQ 7IN		JSFSQ 12IN		JSFSQ 14IN	
	120V	0VOLT	120V	0VOLT	120V	0VOLT	120V	0VOLT
Lumens	700	700	1000	1000	1300	1300	1800	1800
CRI	90CRI		90CRI		90CRI		90CRI	
CCT	27K, 30K, 35K, 40K		27K, 30K, 35K, 40K		27K, 30K, 35K, 40K		27K, 30K, 35K, 40K	
Voltage	120V	120V/277V	120V	120V/277V	120V	120V/277V	120V	120V/277V
Input Power	10W	10W	13W	13W	15W	15W	20W	20W
Input Current	110mA	50mA	150mA	60mA	180mA	80mA	240mA	110mA
Frequency	50/60Hz		50/60Hz		50/60Hz		50/60Hz	
Power Factor	>0.9		>0.9		>0.9		>0.9	

Ordering Information

Series	Size/Lumens	Color Temperature	CRI	Voltage/Driver	Finish	Emergency Battery ^{1,2}
JSFSQ Slimform Surface Mount Downlight - Square	5IN 07LM 5', 700 Lumens 7IN 10LM 7', 1000 Lumens 12IN 13LM 12', 1300 Lumens 14IN 18LM 14', 1800 Lumens	27K, 2200K 30K, 3000K 35K, 3500K 40K, 4000K	90CRI, 90+ CRI	120V FPC Dedicated 120V, Forward Reverse Phase Dimming Universal Voltage: 120V-277V, 0-10V Dimming	WH White SN Satin Nickel	EL ³ Battery Back-up Option EBK Empty Back Box for Aesthetics

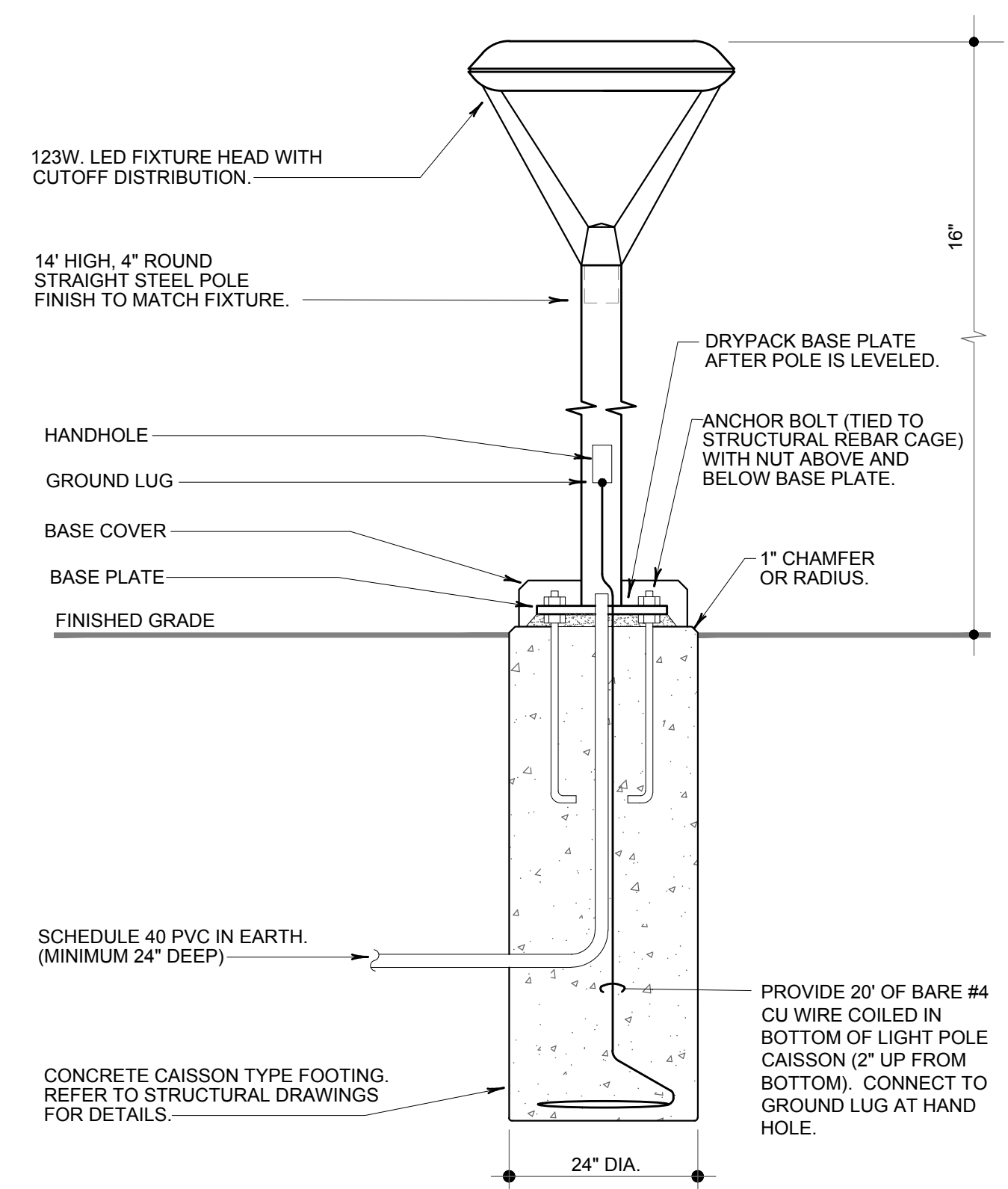
Accessories

TRIM - Optional, field installable finish trim rings available to change the exterior finish of fixture.
Example: JSFSQTRIM-5IN-NL

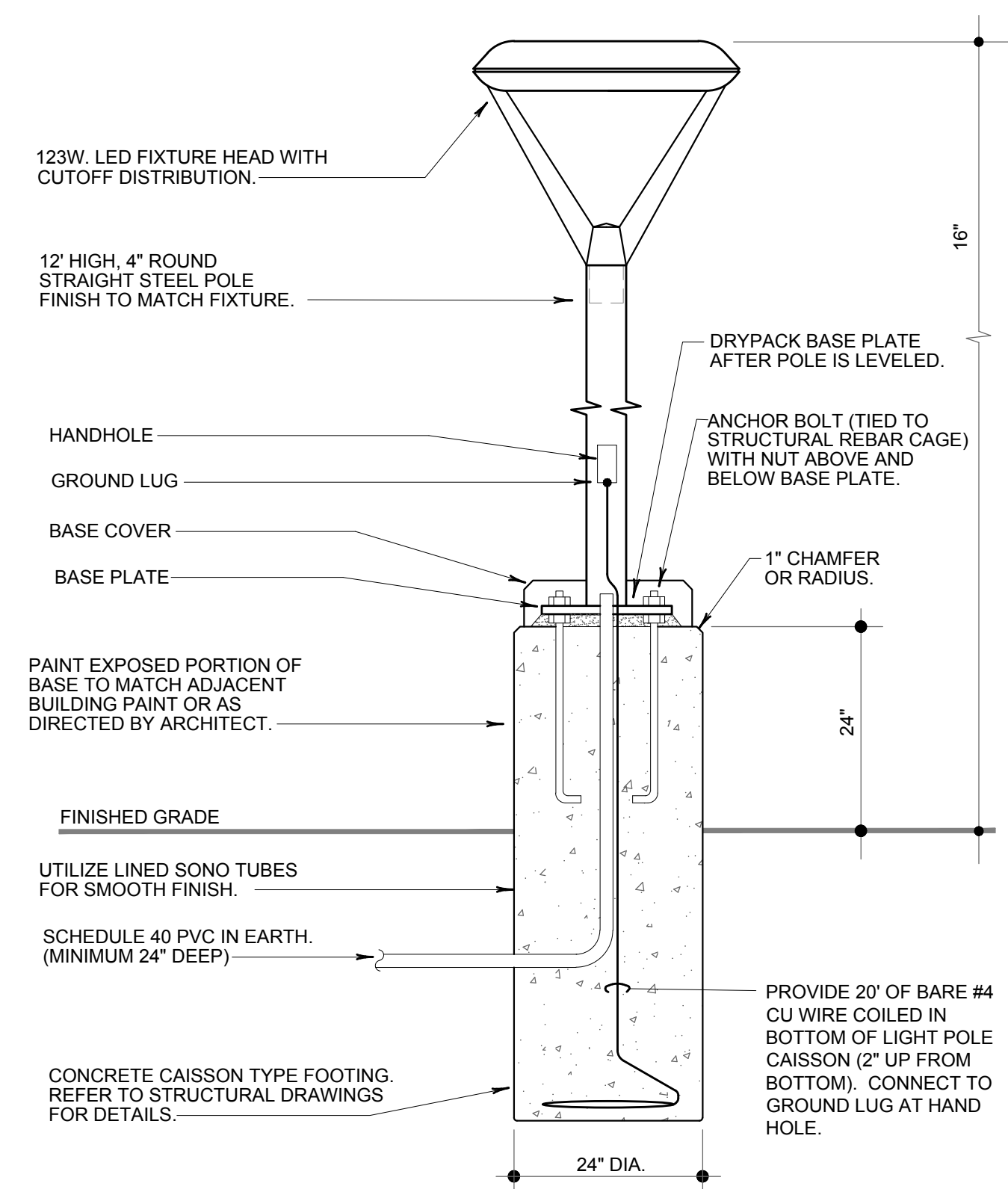
Series	Size	Finish
JSFSQTRIM	Slimform Accessory Trim - Square	5IN 5 inches 7IN 7 inches SN Satin Nickel

Notes:

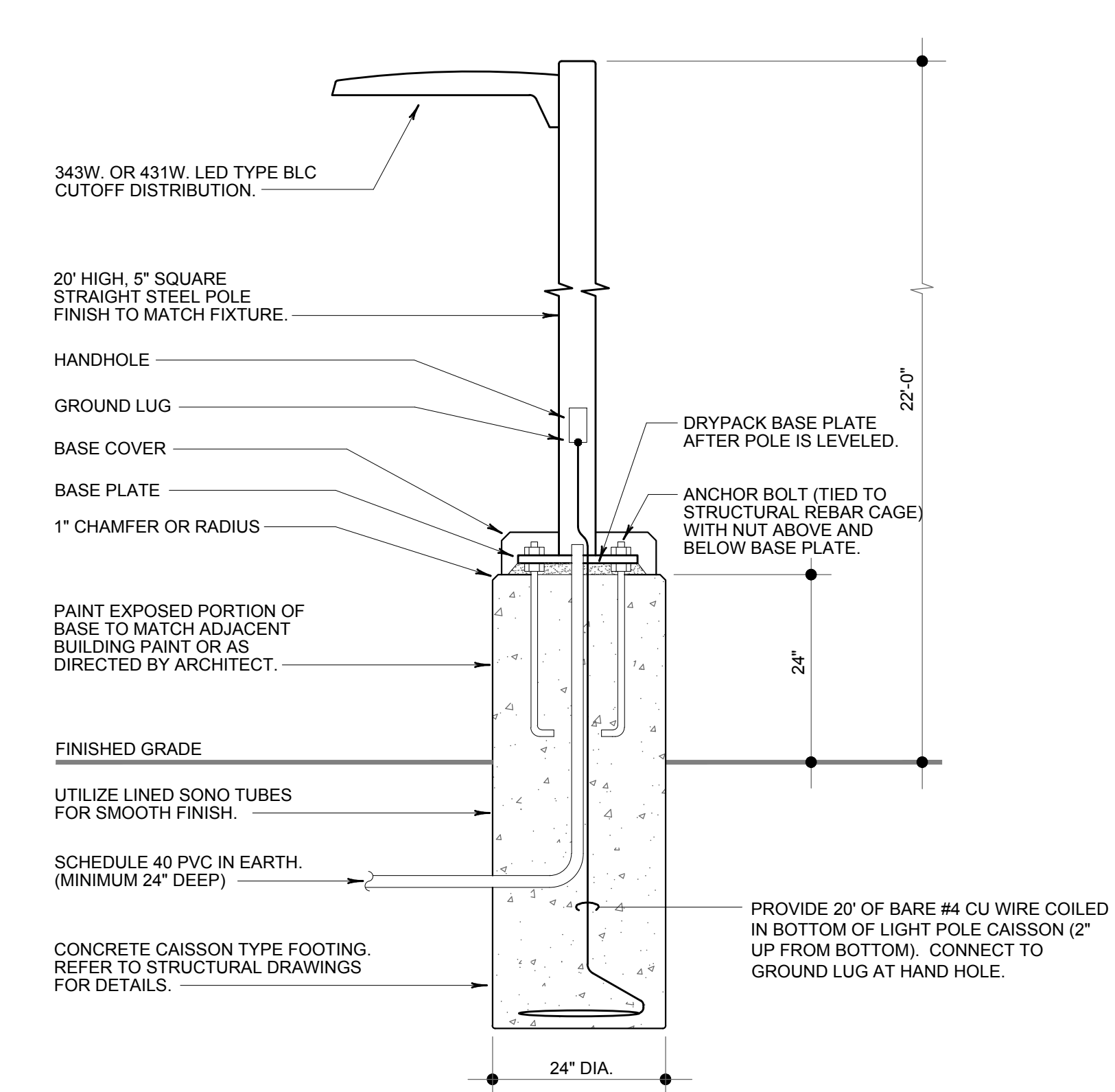
- Emergency battery available with 12IN and 14IN only.
- Emergency battery is only available with MVOLT ZT.
- Emergency battery option not available in California due to Title 20 restrictions.




FIXTURE 'SC' MOUNTING DETAIL
NO SCALE



FIXTURE 'SF' MOUNTING DETAIL
NO SCALE



FIXTURE 'SA' AND 'SB' MOUNTING DETAIL
NO SCALE



ASHLER HILLS PARK
ASHLER HILLS DRIVE & NORTH 74TH WAY
SCOTTSDALE, ARIZONA