

PLANT LEGEND		
BOTANICAL NAME SYM. COMMON NAME	SIZE	MIN. CAL HT X W
XX EXISTING TREE PROTECT IN PLACE		
DALBERGIA SISSOO	36" BOX STANDARD	3.0' CAL 9H X 4W
INDIAN ROSEWOOD		
OLNEYA TESOTA	48" BOX MULTI	3.0' CAL 10H X 9W
MESQUITE IRONWOOD		
PARKINSONIA FLORIDA	24" BOX STANDARD	1.5' CAL 7H X 4W
BLUE PALM O VERDE		
PARKINSONIA MICROPHYLLA	24" BOX MULTI	2.0' CAL 5H X 4W
FOOTHILLS PALO VERDE		
PARKINSONIA X 'DESERT MUSEUM'	24" BOX STANDARD	1.5' CAL 8H X 4W
DESERT MUSEUM PALO VERDE		
PHOENIX DACTYLIFERA	18" TRUNK HT	
DATE PALM		
PROSOPIS X PHOENIX	24" BOX STANDARD	1.5' CAL 7H X 7W
THORNLESS MESQUITE		
SOPHORA SECUNDFLORA	24" BOX STANDARD	1.0' CAL 4H X 3W
TEXAS MOUNTAIN LAUREL		
<b>ACCENTS</b>		
AGAVE GEMINIFLORA	5 GAL	
TWIN FLOWER AGAVE		
AGAVE PARRYI	5 GAL	
PARRY'S AGAVE		
AGAVE MURPHEI	5 GAL	
HOHOKAM AGAVE		
ALOE BARBADENSIS	5 GAL	
MEDICINAL ALOE		
ASCLEPIAS SUBULATA	5 GAL	
DESERT MILKWEED		
CARNEGIEA GIGANTEA	24" BOX 6" MIN	
SAGUARO	5 GAL	
DASYLIRON WHEELERI	24" BOX 6" MIN, W/ 9 CANE MIN.	
DESERT SPOON		
FOQUIERIA SPLENDENS	24" BOX 6" MIN, W/ 9 CANE MIN.	
OCOTILLO		
HESPERALOE FUNIFERA	5 GAL	
GIANT HESPERALOE		
HESPERALOE PARVIFLORA	5 GAL	
MISWINEPLOW SANDY GLOW®		
SANDIA GLOW® RED YUCCA		
LOPHOCEREUS SCHOTTII	5 GAL	
SENITA		
MUHLENBERGIA RIGENS	5 GAL	
DEER GRASS		
NOLINA MICROCARPA	5 GAL	
BEAR GRASS		
OPUNTIA ENGELMANNII	5 GAL	
ENGELMANN'S PRICKLY PEAR		
OPUNTIA FICUS-INDICA	5 GAL	
INDIAN FIG		
OPUNTIA X 'KELLY'S CHOICE'	5 GAL	
KELLY'S CHOICE PRICKLY PEAR		
PACHYCREUS MARGINATUS	24" BOX 3" TRUNK MIN W/ 6", 5" AND 4" MIN. TRUNK HEIGHTS	
MEXICAN FENCE POST	15 GAL	
PEDILANTHUS MACROCARPUS	15 GAL	
SLIPPER PLANT		
PEDILANTHUS BRACTEATUS	15 GAL	
TALL SLIPPER PLANT		
YUCCA ROSTRATA	15 GAL 2" MIN TRUNK HEIGHT	
BEAKED YUCCA		
YUCCA PALLIDA	5 GAL	
PALE LEAF YUCCA		
<b>SHRUBS</b>		
CALLIANDRA ERIOPHYLLA	5 GAL	
FAIRY DUSTER		
CARISSA MACROCARPA	5 GAL	
NATAL PLUM		
DODONEA VISCOSA	5 GAL	
HOPBUSH		
ENCELIA FARINOSA	5 GAL	
BRITTLEBUSH		
EREMOPHILA GLABRA S.S.P.	5 GAL	
CARNOA WINTER BLAZE™		
WINTER BLAZE™		
EREMOPHILA HYGROPHANA	5 GAL	
BLUE BELLS™		
BLUE BELLS		
LARREA TRIDENTATA	5 GAL	
CREOSOTE BUSH		
LEUCOPHYLLUM LAEVIGATUM	5 GAL	
CHIHUAHUAN SAGE		
LEUCOPHYLLUM LANGMANIAE	5 GAL	
'LYNN'S' GEGACY		
RIO BRAVO SAGE		
LEUCOPHYLLUM CANDIDUM	5 GAL	
'THUNDER CLOUD'		
TEXAS SAGE		
JUSTICIA CALIFORNICA	5 GAL	
CHUPAROSA		
ROSMARINUS OFFICINALIS	5 GAL	
TUSCAN BLUE		
TUSCAN BLUE ROSEMARY		
SIMMONDSIA CHINENSIS 'VISTA'	5 GAL	
COMPACT JOJOBA		
<b>GROUNDCOVERS</b>		
AMBROSIA DELTOIDIA	5 GAL	
TRIANGLE LEAF BURSAGE		
LANTANA X 'NEW GOLD'	5 GAL	
NEW GOLD LANTANA		
PORTULACARIA AFRA MINIMA	5 GAL	
DWARF ELEPHANT FOOD		
ROSMARINUS OFFICINALIS	5 GAL	
'HUNTINGTON CARPET'		
POSTRATE ROSEMARY		
<b>TURF</b>		
MIDIRON BERMUDA	SOD	
<b>ARTIFICIAL TURF PLAY LAWN</b>		
DUPONT™ FOREVERLAWN® SELECT HD, 115 OUNCE, 1-3/4" BLADE HEIGHT, BY FOREVER LAWN. PHONE: 480.813.2235. SEE DETAIL 3&4/H-302		
<b>TOPDRESS / DUST CONTROL</b>		
3/4" DECOMPOSED GRANITE, 2" MIN DEPTH. COLOR: SANTA FE BROWN, BY PIONEER. PHONE: 602.818.0723. TOP DRESSING IN ALL PLANTING AREAS.		

ARIZONA CROSS CUT CANAL

**OVERALL LANDSCAPE PLAN**

1:60 SCALE

LANDSCAPE SUMMARY DATA	
TOTAL SITE LANDSCAPE:	265,187SQ FT
ON SITE LANDSCAPE:	196,005 SQ FT
PARKING LOT LANDSCAPE:	19,226 SQ FT
RIGHT-OF-WAY LANDSCAPE:	49,956 SQ FT



PROJECT NO. 18-2047-01  
**SCOTTSDALE ENTRADA**  
 McDowell Rd. & 64th St.  
 Scottsdale, Arizona

CLIENT **Bridge Banyan**  
**Qualified Opportunity**  
**Zone Business I, LLC.**  
 2411 3rd St, Unit E  
 Santa Monica, CA 90405



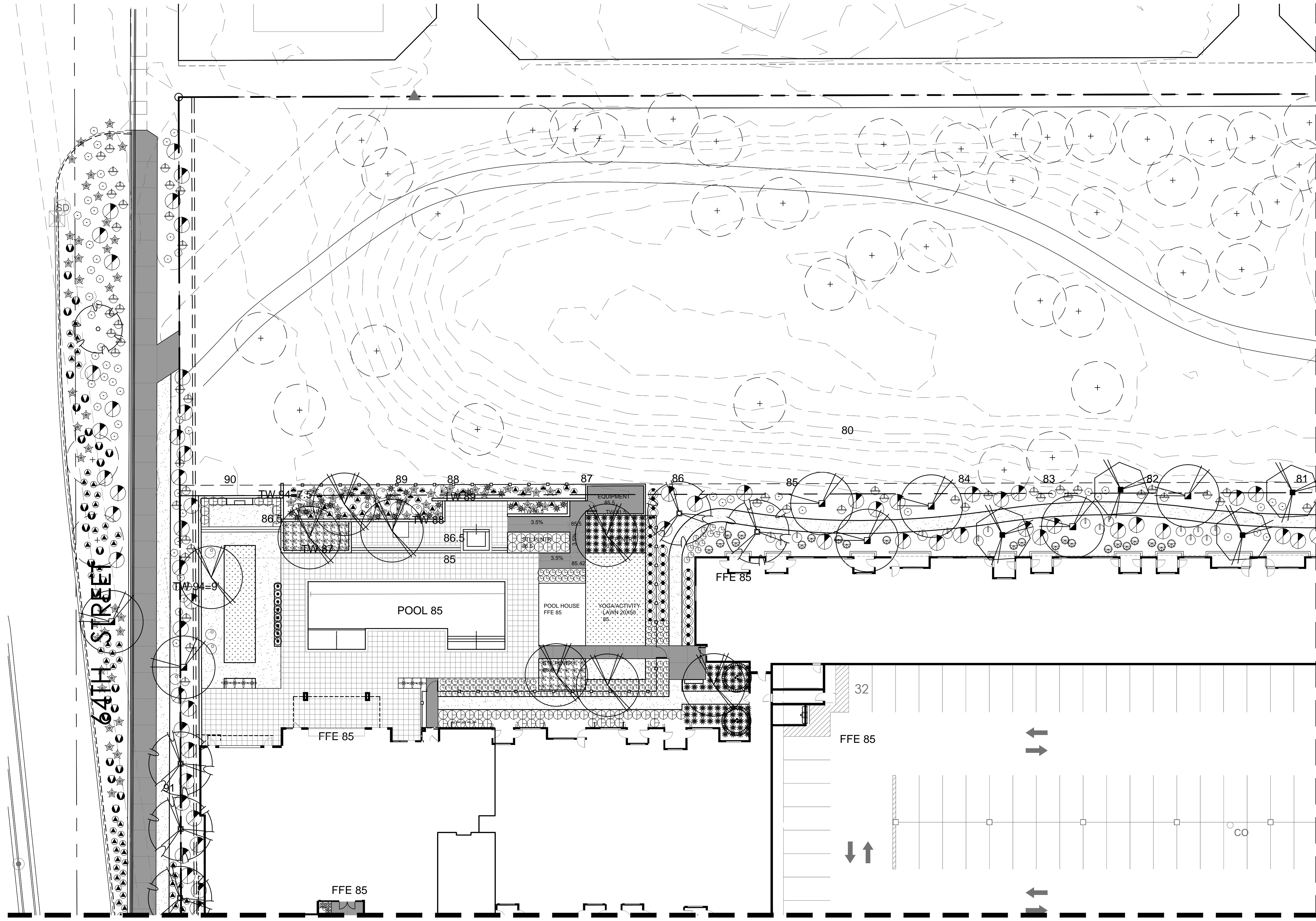
**TODD & ASSOCIATES, INC.**  
 Critical Thinking • Creative Design  
 Architecture Planning  
 Landscape Architecture  
 4019 North 44th Street  
 Phoenix, AZ 85018  
 602-952-8280p 602-952-8995f  
 www.toddassoc.com  
 Copyright 2019 Todd & Associates, Inc.

**FLOOR**  
 associates  
 1425 N. First Street  
 Second Floor  
 Phoenix, AZ 85004  
 602.462.1425  
 602.462.1427

DATE **12.20.19**  
 Proj Mgr. BM  
 Dwn By:

DESIGN REVIEW  
 2nd DRB SUBMITTAL

OVERALL LANDSCAPE PLAN  
**L1.1.0**



**PLANT LEGEND**

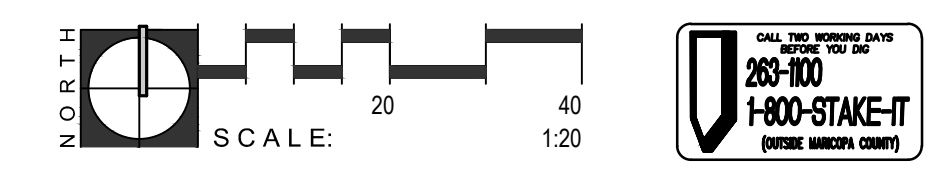
BOTANICAL NAME	SIZE	MIN. CAL HT X W
XX EXISTING TREE	-	-
PROTECT IN PLACE	-	-
DALBERGIA SISSOO	36" BOX STANDARD	3.0' CAL 9H X 4W
INDIAN ROSEWOOD	48" BOX MULTI	3.0' CAL 10H X 9W
OLNEYA TESOTA	24" BOX STANDARD	1.5' CAL 7H X 4W
DESERT IRONWOOD	24" BOX MULTI	2.0' CAL 5H X 4W
PARKINSONIA FLORIDA	24" BOX STANDARD	1.5' CAL 7H X 4W
BLUE PALO VERDE	24" BOX MULTI	2.0' CAL 5H X 4W
PARKINSONIA MICROPHYLLA	24" BOX STANDARD	1.5' CAL 7H X 4W
FOOTHILLS PALO VERDE	24" BOX STANDARD	1.5' CAL 7H X 4W
PARKINSONIA X 'DESERT MUSEUM'	24" BOX STANDARD	1.5' CAL 7H X 4W
DESERT MUSEUM PALO VERDE	24" BOX STANDARD	1.5' CAL 7H X 4W
PHOENIX DACTYLIFERA	18' TRUNK HT	-
DATE PALM	24" BOX STANDARD	1.5' CAL 7H X 7W
PROSOPIS X PHOENIX THORNLESS MESQUITE	24" BOX STANDARD	1.0' CAL 4H X 3W
SOPHORA SECUNDFLORA	24" BOX STANDARD	1.0' CAL 4H X 3W
TEXAS MOUNTAIN LAUREL	24" BOX STANDARD	1.0' CAL 4H X 3W
<b>ACCENTS</b>		
AGAVE GEMINIFLORA	5 GAL	-
TWIN FLOWER AGAVE	5 GAL	-
AGAVE PARRYI	5 GAL	-
PARRY'S AGAVE	5 GAL	-
AGAVE MURPHEI	5 GAL	-
HOHOKAM AGAVE	5 GAL	-
ALOE BARBADENSIS	5 GAL	-
MEDICINAL ALOE	5 GAL	-
ASCLEPIAS SUBULATA	5 GAL	-
DESERT MILKWEED	5 GAL	-
CARNEGIEA GIGANTEA	24" BOX 6" MIN	-
SAGUARO	5 GAL	-
DASYLIRION WHEELERI	5 GAL	-
DESERT SPOON	5 GAL	-
FOUQUIERIA SPLENDENS	24" BOX 6" MIN. W/ 9 CANE MIN.	-
OCOTILLO	5 GAL	-
HESPERALOE FUNIFERA	5 GAL	-
GIANT HESPERALOE	5 GAL	-
HESPERALOE PARVIFLORA	5 GAL	-
'MSWINEFORD' SANDIA GLOW®	5 GAL	-
SANDIA GLOW® RED YUCCA	5 GAL	-
LOPHOCEREUS SCHOTTII	5 GAL	-
SENITA	5 GAL	-
MUHLENBERGIA RIGENS	5 GAL	-
DEER GRASS	5 GAL	-
NOLINA MICROCARPA	5 GAL	-
BEAR GRASS	5 GAL	-
OPUNTIA ENGELMANNII	5 GAL	-
ENGELMANN'S PRICKLY PEAR	5 GAL	-
OPUNTIA FICUS-INDICA	5 GAL	-
INDIAN FIG	5 GAL	-
OPUNTIA X 'KELLY'S CHOICE'	5 GAL	-
KELLY'S CHOICE PRICKLY PEAR	5 GAL	-
PACHYCYCERUS MARGINATUS	24" BOX 3' TRUNK MIN W/ 6" 5" AND 4" MIN. TRUNK HEIGHTS	-
MEXICAN FENCE POST	5 GAL	-
PEDILANTHUS MACROCARPUS	15 GAL	-
SLIPPER PLANT	15 GAL	-
PEDILANTHUS BRACTEATUS	15 GAL	-
TALL SLIPPER PLANT	15 GAL	-
YUCCA ROSTRATA	15 GAL 2' MIN TRUNK HEIGHT	-
BEAKED YUCCA	5 GAL	-
YUCCA PALLIDA	5 GAL	-
PALE LEAF YUCCA	5 GAL	-
<b>SHRUBS</b>		
CALLIANDRA ERIOPHYLLA	5 GAL	-
FAIRY DUSTER	5 GAL	-
CARISSA MACROCARPA	5 GAL	-
NATAL PLUM	5 GAL	-
DODONEA VISCOSA	5 GAL	-
HOPBUSH	5 GAL	-
ENCELIA FARINOSA	5 GAL	-
BRITTLEBUSH	5 GAL	-
EREMOPHILA GLABRA S.S.P.	5 GAL	-
CARNOVA WINTER BLAZE™	5 GAL	-
WINTER BLAZE ENU	5 GAL	-
EREMOPHILA HYGROPHANA	5 GAL	-
BLUE BELLS™	5 GAL	-
BLUE BELLS	5 GAL	-
LARREA TRIDENTATA	5 GAL	-
CREOSOTE BUSH	5 GAL	-
LEUCOPHYLLUM LAEVIGATUM	5 GAL	-
CHIHUAHUAN SAGE	5 GAL	-
LEUCOPHYLLUM LANGMANIAE	5 GAL	-
'LYNN'S LEGACY'	5 GAL	-
RIO BRAVO SAGE	5 GAL	-
LEUCOPHYLLUM CANDIDUM	5 GAL	-
'THUNDER CLOUD'	5 GAL	-
TEXAS SAGE	5 GAL	-
JUSTICIA CALIFORNICA	5 GAL	-
CHUPAROSA	5 GAL	-
ROSMARINUS OFFICINALIS	5 GAL	-
TUSCAN BLUE	5 GAL	-
TUSCAN BLUE ROSEMARY	5 GAL	-
SIMMONDSIA CHINENSIS 'VISTA'	5 GAL	-
COMPACT JOJOBA	5 GAL	-
<b>GROUNDCOVERS</b>		
AMBROSIA DELTOIDIA	5 GAL	-
TRIANGLE LEAF BURSAGE	5 GAL	-
LANTANA X 'NEW GOLD'	5 GAL	-
NEW GOLD LANTANA	5 GAL	-
PORTULACARIA AFRA MINIMA	5 GAL	-
DWARF ELEPHANT FOOD	5 GAL	-
ROSMARINUS OFFICINALIS	5 GAL	-
'HUNTINGTON CARPET'	5 GAL	-
POSTRATED ROSEMARY	5 GAL	-
<b>TURF</b>		
MIDIRON BERMUDA	SOD	-
<b>ARTIFICIAL TURF PLAY LAWN</b>		
DUPONT™ FOREVERLAWN® SELECT HD. 115 OUNCE. 1-3/4" BLADE HEIGHT. BY FOREVER LAWN. PHONE: 480.813.2235. SEE DETAIL 3&4/H-302	-	-
<b>TOPDRESS / DUST CONTROL</b>		
3/4" DECOMPOSED GRANITE. 2" MIN DEPTH. COLOR: SANTA FE BROWN. BY PIONEER. PHONE: 602.818.0723. TOP DRESSING IN ALL PLANTING AREAS.	-	-

MATCHLINE - SEE SHEET L1.1.2

MATCHLINE - SEE SHEET L1.1.4

**LANDSCAPE ENLARGEMENT**

1:20 SCALE



**PROJECT**  
NO. 18-2047-01  
**SCOTTSDALE ENTRADA**  
Mcdowell Rd. & 64th St.  
Scottsdale, Arizona

**CLIENT**  
**Bridge Banyan**  
**Qualified Opportunity**  
**Zone Business I, LLC.**  
2411 3rd St, Unit E  
Santa Monica, CA 90405



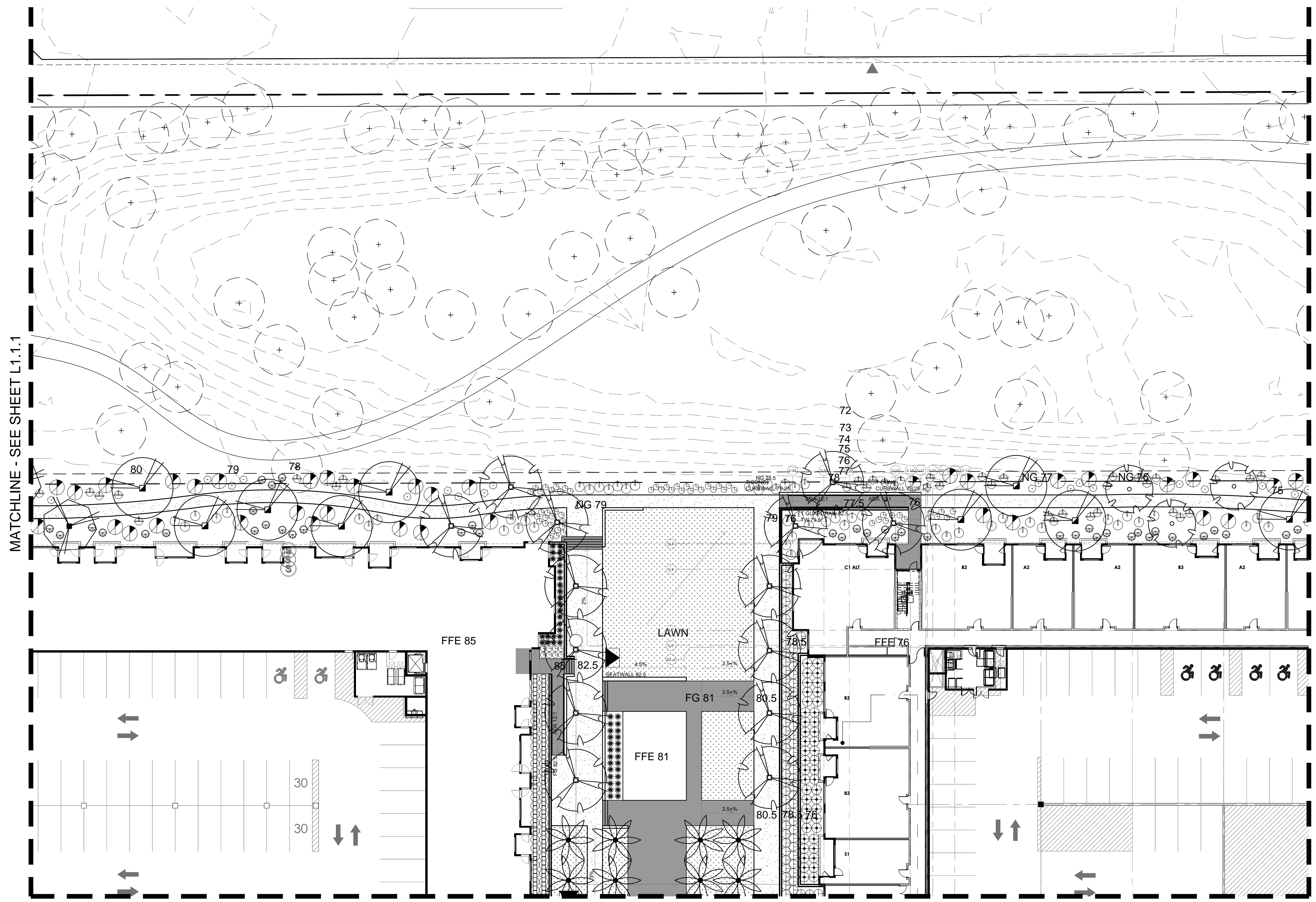
**TODD & ASSOCIATES, INC.**  
Critical Thinking • Creative Design  
Architecture Planning  
Landscape Architecture  
4019 North 44th Street  
Phoenix, AZ 85018  
602-952-8280p 602-952-8995f  
www.toddassoc.com  
Copyright 2019 Todd & Associates, Inc.

**FLOOR**  
associates  
1425 N. First Street  
Second Floor  
Phoenix, AZ 85004  
602.462.1425  
602.462.1427

**DATE**  
**12.20.19**  
Proj Mgr. BM  
Dwn By:

**DESIGN REVIEW**  
2nd DRB SUBMITTAL

**PARTIAL LANDSCAPE PLAN**  
**L1.1.1**



MATCHLINE - SEE SHEET L1.1.1

MATCHLINE - SEE SHEET L1.1.5

**LANDSCAPE ENLARGEMENT**

1:20 SCALE

PLANT LEGEND		
BOTANICAL NAME SYM. COMMON NAME	SIZE	MIN. CAL HT X W
XX EXISTING TREE PROTECT IN PLACE	-	-
DALBERGIA SISSOO	36" BOX STANDARD	3.0' CAL 9H X 4W
INDIAN ROSEWOOD	48" BOX MULTI	3.0' CAL 10H X 9W
OLNEYA TESOTA	24" BOX STANDARD	1.5' CAL 7H X 4W
DESERT IRONWOOD	24" BOX MULTI	2.0' CAL 5H X 4W
PARKINSONIA FLORIDA BLUE PALM O VERDE	24" BOX STANDARD	1.5' CAL 8H X 4W
PARKINSONIA MICROPHYLLA FOOTHILLS PALO VERDE	24" BOX MULTI	1.5' CAL 8H X 4W
PARKINSONIA X 'DESERT MUSEUM'	24" BOX STANDARD	1.5' CAL 8H X 4W
DESERT MUSEUM PALO VERDE	18' TRUNK HT	-
PHOENIX DACTYLIFERA DATE PALM	24" BOX STANDARD	1.5' CAL 7H X 7W
PROSOPIS X PHOENIX THORNLESS MESQUITE	24" BOX STANDARD	1.0' CAL 4H X 3W
SOPHORA SECUNDFLORA TEXAS MOUNTAIN LAUREL	5 GAL	-
<b>ACCENTS</b>		
AGAVE GEMINIFLORA TWIN FLOWER AGAVE	5 GAL	-
AGAVE PARRYI PARRY'S AGAVE	5 GAL	-
AGAVE MURPHEI HOHOKAM AGAVE	5 GAL	-
ALOE BARBADENSIS MEDICINAL ALOE	5 GAL	-
ASCLEPIAS SUBULATA DESERT MILKWEED	5 GAL	-
CARNEGIEA GIGANTEA SAGUARO	24" BOX 6" MIN	-
DASYLIRON WHEELERI DESERT SPOON	5 GAL	-
FOUQUIERIA SPLENDENS OCOTILLO	24" BOX 6" MIN. W/ 9 CANE MIN.	-
HESPERALOE FUNIFERA GIANT HESPERALOE	5 GAL	-
HESPERALOE PARVIFLORA MOUNTAIN SANDIA GLOW	5 GAL	-
NSWINTERD SANDIA GLOW® SANDIA GLOW® RED YUCCA	5 GAL	-
LOPHOCEREUS SCHOTTII SENTIA	5 GAL	-
MUHLENBERGIA RIGENS DEER GRASS	5 GAL	-
NOLINA MICROCARPA BEAR GRASS	5 GAL	-
OPUNTIA ENGELMANNII ENGELMANN'S PRICKLY PEAR	5 GAL	-
OPUNTIA FICUS-INDICA INDIAN FIG	5 GAL	-
OPUNTIA X 'KELLY'S CHOICE' KELLY'S CHOICE PRICKLY PEAR	5 GAL	-
PACHYCEBUS MARGINATUS MEXICAN FENCE POST	24" BOX 3' TRUNK MIN W/ 6" 5" AND 4" MIN. TRUNK HEIGHTS	-
PEDILANTHUS MACROCARPUS SLIPPER PLANT	15 GAL	-
PEDILANTHUS BRACTEATUS TALL SLIPPER PLANT	15 GAL	-
YUCCA ROSTRATA BEAKED YUCCA	15 GAL 2' MIN TRUNK HEIGHT	-
YUCCA PALLIDA PALE LEAF YUCCA	5 GAL	-
<b>SHRUBS</b>		
CALLIANDRA ERIOPHYLLA FAIRY DUSTER	5 GAL	-
CARISSA MACROCARPA NATAL PLUM	5 GAL	-
DODONEA VISCOSA HOPBUSH	5 GAL	-
ENCELIA FARINOSA BRITTLEBUSH	5 GAL	-
EREMOPHILA GLABRA SSP. CARNOSA WINTER BLAZE™ WINTER BLAZE ENLI	5 GAL	-
EREMOPHILA HYGROPHANA BLUE BELLS™ BLUE BELLS	5 GAL	-
LARREA TRIDENTATA CREOSOTE BUSH	5 GAL	-
LEUCOPHYLLUM LAEVIGATUM CHIHUAHUAN SAGE	5 GAL	-
LEUCOPHYLLUM LANGMANIAE 'LYNN'S LEGACY'	5 GAL	-
RIO BRAVO SAGE	5 GAL	-
LEUCOPHYLLUM CANDIDUM 'THUNDER CLOUD' TEXAS SAGE	5 GAL	-
JUSTICIA CALIFORNICA CHUPAROSA	5 GAL	-
ROSMARINUS OFFICINALIS TUSCAN BLUE TUSCAN BLUE ROSEMARY	5 GAL	-
SIMMONDSIA CHINENSIS 'VISTA' COMPACT JOJOBA	5 GAL	-
<b>GROUNDCOVERS</b>		
AMBROSIA DELTOIDIA TRIANGLE LEAF BURSAGE	5 GAL	-
LANTANA X 'NEW GOLD' NEW GOLD LANTANA	5 GAL	-
PORTULACARIA AFRA MINIMA DWARF ELEPHANT FOOD	5 GAL	-
ROSMARINUS OFFICINALIS 'HUNTINGTON CARPET' PROSTRATE ROSEMARY	5 GAL	-
<b>TURF</b>		
MIDIRON BERMUDA	SOD	-
ARTIFICIAL TURF PLAY LAWN, DUPONT™ FOREVERLAWN® SELECT HD, 115 OUNCE, 1-3/4" BLADE HEIGHT, BY FOREVER LAWN. PHONE: 480.813.2235. SEE DETAIL 3&4/H-302	-	-
<b>TOPDRESS / DUST CONTROL</b>		
3/4" DECOMPOSED GRANITE, 2" MIN DEPTH, COLOR: SANTA FE BROWN, BY PIONEER, PHONE: 602.818.0723. TOP DRESSING IN ALL PLANTING AREAS.	-	-

PROJECT  
NO. 18-2047-01  
**SCOTTSDALE  
ENTRADA**  
Mcdowell Rd. & 64th St.  
Scottsdale, Arizona

CLIENT  
**Bridge Banyan  
Qualified Opportunity  
Zone Business I, LLC.**  
2411 3rd St, Unit E  
Santa Monica, CA 90405



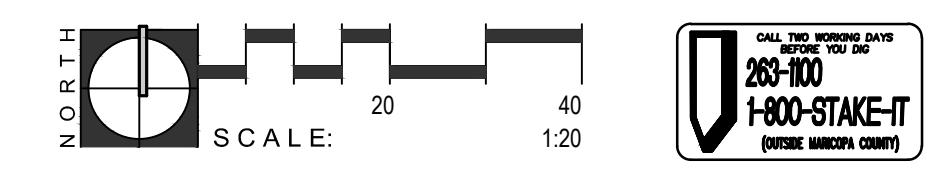
CONTACT  
**TODD & ASSOCIATES, INC.**  
Critical Thinking • Creative Design  
Architecture Planning  
Landscape Architecture  
4019 North 44th Street  
Phoenix, AZ 85018  
602-952-8280p 602-952-8995f  
www.toddassoc.com  
Copyright 2019 Todd & Associates, Inc.

**FLOOR**  
associates  
1425 N. First Street  
Second Floor  
Phoenix, AZ 85004  
602.462.1425  
602.462.1427

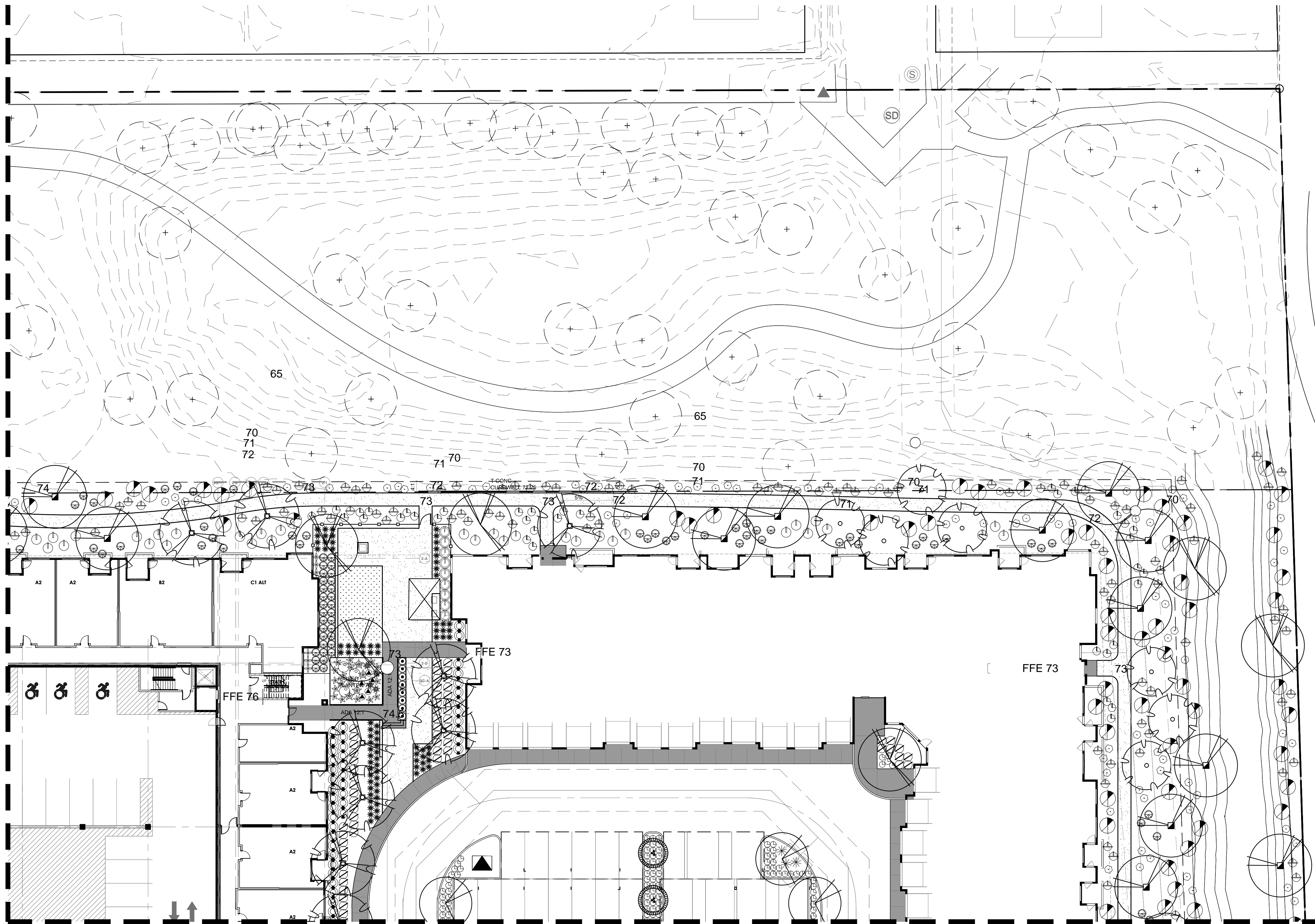
DATE  
**12.20.19**  
Proj Mgr. BM  
Dwn By:

DESIGN REVIEW  
2nd DRB SUBMITTAL

PARTIAL LANDSCAPE  
PLAN  
**L1.1.2**



MATCHLINE - SEE SHEET L1.1.2



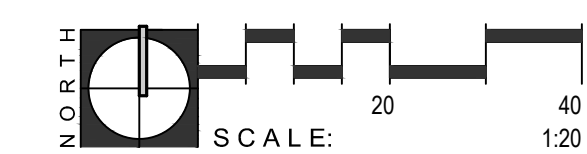
MATCHLINE - SEE SHEET L1.1.6

LANDSCAPE ENLARGEMENT

1:20 SCALE

PLANT LEGEND

BOTANICAL NAME SYM. COMMON NAME	SIZE	MIN. CAL HT X W
EXISTING TREE PROTECT IN PLACE		
DALBERGIA SISSOO	36" BOX STANDARD	3.0' CAL 9H X 4W
INDIAN ROSEWOOD		
OLNEYA TESOTA	48" BOX MULTI	3.0' CAL 10H X 9W
DESERT IRONWOOD		
PARKINSONIA FLORIDA BLUE PALM O VERDE	24" BOX STANDARD	1.5' CAL 7H X 4W
PARKINSONIA MICROPHYLLA FOOTHILLS PALO VERDE	24" BOX MULTI	2.0' CAL 5H X 4W
PARKINSONIA X 'DESERT MUSEUM'	24" BOX STANDARD	1.5' CAL 8H X 4W
DESERT MUSEUM PALO VERDE		
PHOENIX DACTYLIFERA DATE PALM	18' TRUNK HT	
PROSOPIS X PHOENIX THORNLESS MESQUITE	24" BOX STANDARD	1.5' CAL 7H X 7W
SOPHORA SECUNDFLORA	24" BOX STANDARD	1.0' CAL 4H X 3W
TEXAS MOUNTAIN LAUREL		
<b>ACCENTS</b>		
AGAVE GEMINIFLORA TWIN FLOWER AGAVE	5 GAL	
AGAVE PARRYI PARRY'S AGAVE	5 GAL	
AGAVE MURPHEI HOHOKAM AGAVE	5 GAL	
ALOE BARBADENSIS MEDICINAL ALOE	5 GAL	
ASCLEPIAS SUBULATA DESERT MILKWEED	5 GAL	
CARNEGIEA GIGANTEA SAGUARO	24" BOX 6" MIN	
DASYLIRON WHEELERI DESERT SPOON	5 GAL	
FOUQUIERIA SPLENDENS OCOTILLO	24" BOX 6" MIN. W/ 9 CANE MIN.	
HESPERALOE FUNIFERA GIANT HESPERALOE	5 GAL	
HESPERALOE PARVIFLORA 'MISWINEED' SANDIA GLOW®	5 GAL	
SANDIA GLOW® RED YUCCA		
LOPHOCEREUS SCHOTTII SENTA	5 GAL	
MUHLENBERGIA RIGENS DEER GRASS	5 GAL	
NOLINA MICROCARPA BEAR GRASS	5 GAL	
OPUNTIA ENGELMANNII ENGELMANN'S PRICKLY PEAR	5 GAL	
OPUNTIA FICUS-INDICA INDIAN FIG	5 GAL	
OPUNTIA X 'KELLY'S CHOICE' KELLY'S CHOICE PRICKLY PEAR	5 GAL	
PACHYCYREUS MARGINATUS MEXICAN FENCE POST	24" BOX 3' TRUNK MIN W/ 6" 5" AND 4" MIN. TRUNK HEIGHTS	
PEDILANTHUS MACROCARPUS SLIPPER PLANT	15 GAL	
PEDILANTHUS BRACATEATUS TALL SLIPPER PLANT	15 GAL	
YUCCA ROSTRATA BEAKED YUCCA	15 GAL 2' MIN TRUNK HEIGHT	
YUCCA PALLIDA PALE LEAF YUCCA	5 GAL	
<b>SHRUBS</b>		
CALLIANDRA ERIOPHYLLA FAIRY DUSTER	5 GAL	
CARISSA MACROCARPA NATAL PLUM	5 GAL	
DODONEA VISCOSA HOPBUSH	5 GAL	
ENCELIA FARINOSA BRITTLEBUSH	5 GAL	
EREMOPHILA GLABRA SSP. CARINOSA WINTER BLAZE™ WINTER BLAZE EMU	5 GAL	
EREMOPHILA HYGROPHANA BLUE BELLS™ BLUE BELLS	5 GAL	
LARREA TRIDENTATA CREOSOTE BUSH	5 GAL	
LEUCOPHYLLUM LAEVIGATUM CHIHUAHUAN SAGE	5 GAL	
LEUCOPHYLLUM LANGMANIAE 'LYNN'S LEGACY' RIO BRAVO SAGE	5 GAL	
LEUCOPHYLLUM CANDIDUM 'THUNDER CLOUD' TEXAS SAGE	5 GAL	
JUSTICIA CALIFORNICA CHUPAROSA	5 GAL	
ROSMARINUS OFFICINALIS TUSCAN BLUE TUSCAN BLUE ROSEMARY	5 GAL	
SIMMONDSIA CHINENSIS 'VISTA' COMPACT JOJOBA	5 GAL	
<b>GROUNDCOVERS</b>		
AMBROSIA DELTOIDIA TRIANGLE LEAF BURSAGE	5 GAL	
LANTANA X 'NEW GOLD' NEW GOLD LANTANA	5 GAL	
PORTULACARIA AFRA MINIMA DWARF ELEPHANT FOOD	5 GAL	
ROSMARINUS OFFICINALIS 'HUNTINGTON CARPET' POSTRATE ROSEMARY	5 GAL	
<b>TURF</b>		
MIDIRON BERMUDA	SOD	
<b>ARTIFICIAL TURF PLAY LAWN.</b> DUPONT™ FOREVERLAWN® SELECT HD. 115 OUNCE. 1-3/4" BLADE HEIGHT. BY FOREVER LAWN. PHONE: 480.813.2235. SEE DETAIL 3&4/H-302		
<b>TOPDRESS / DUST CONTROL</b> 3/4" DECOMPOSED GRANITE. 2" MIN DEPTH. COLOR: SANTA FE BROWN. BY PIONEER. PHONE: 602.818.0723. TOP DRESSING IN ALL PLANTING AREAS.		



NO. 18-2047-01  
**SCOTTSDALE  
ENTRADA**  
Mcdowell Rd. & 64th St.  
Scottsdale, Arizona

**Bridge Banyan  
Qualified Opportunity  
Zone Business I, LLC.**  
2411 3rd St, Unit E  
Santa Monica, CA 90405



**TODD & ASSOCIATES, INC.**  
Critical Thinking • Creative Design  
Architecture Planning  
Landscape Architecture  
4019 North 44th Street  
Phoenix, AZ 85018  
602-952-8280p 602-952-8995f  
www.toddassoc.com  
Copyright 2019 Todd & Associates, Inc.

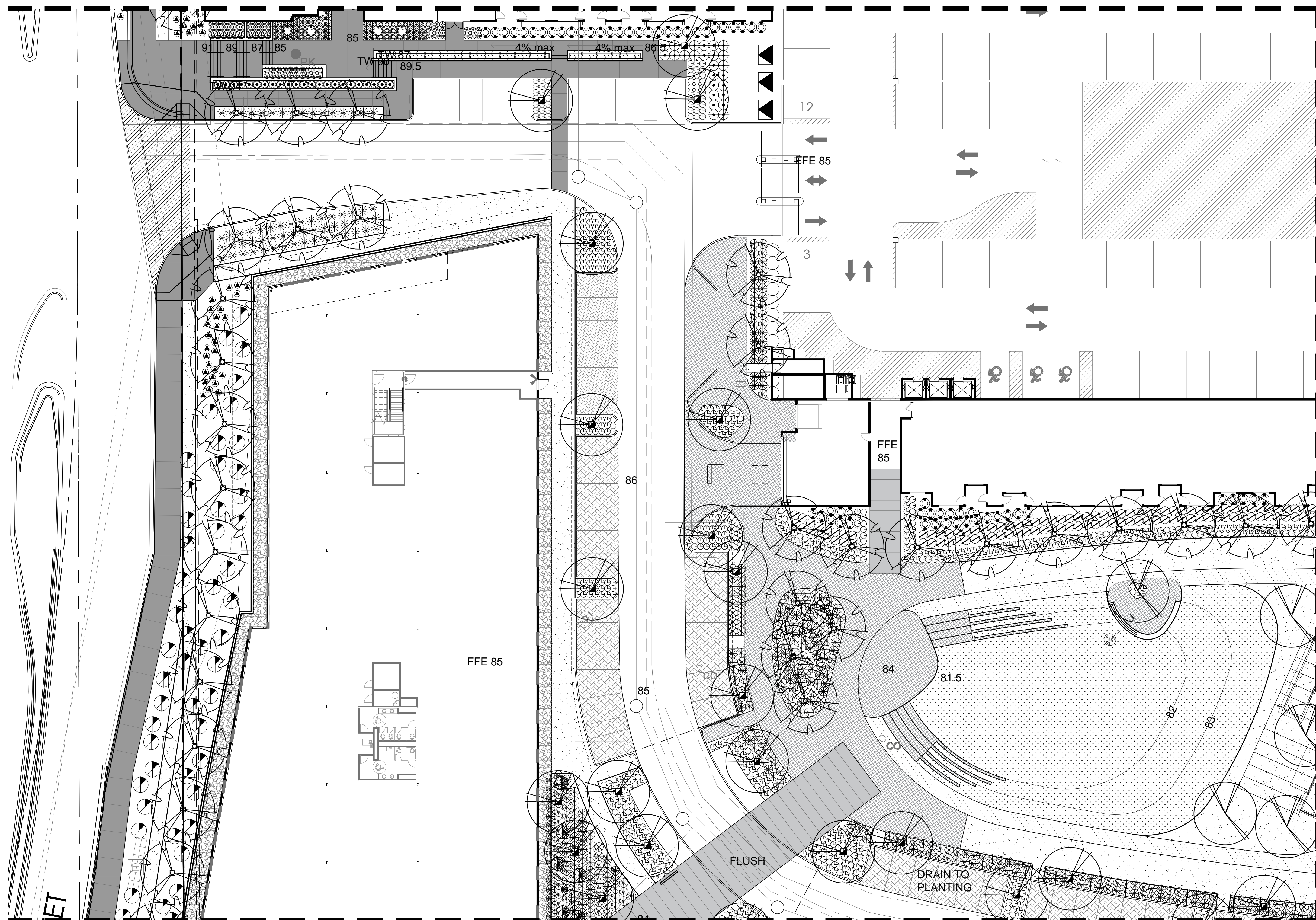
**FLOOR  
associates**  
1425 N. First Street | 602.462.1425  
Second Floor | 602.462.1427  
Phoenix, AZ 85004

**DATE**  
12.20.19  
Proj Mgr. BM  
Dwn By:

DESIGN REVIEW  
2nd DRB SUBMITTAL

**PARTIAL LANDSCAPE  
PLAN**  
**L1.1.3**

MATCHLINE - SEE SHEET L1.1.1



MATCHLINE - SEE SHEET L1.1.7

LANDSCAPE ENLARGEMENT

1:20 SCALE


PLANT LEGEND

BOTANICAL NAME	SYM.	COMMON NAME	SIZE	MIN. CAL	HT X W
EXISTING TREE	XX	PROTECT IN PLACE			
DALBERGIA SISSOO	36" BOX	INDIAN ROSEWOOD	STANDARD	3.0" CAL	9H X 4W
OLNEYA TESOTA	48" BOX	DESERT IRONWOOD	MULTI	3.0" CAL	10H X 9W
PARKINSONIA FLORIDA	24" BOX	BLUE PALM O VERDE	STANDARD	1.5" CAL	7H X 4W
PARKINSONIA MICROPHYLLA	24" BOX	FOOTHILLS PALO VERDE	MULTI	2.0" CAL	5H X 4W
PARKINSONIA X 'DESERT MUSEUM'	24" BOX	DESERT MUSEUM PALO VERDE	STANDARD	1.5" CAL	8H X 4W
PHOENIX DACTYLIFERA	18'	DATE PALM	TRUNK HT		
PROSOPIS X PHOENIX	24" BOX	THORNLESS MESQUITE	STANDARD	1.5" CAL	7H X 7W
SOPHORA SECUNDFLORA	24" BOX	TEXAS MOUNTAIN LAUREL	STANDARD	1.0" CAL	4H X 3W
AGAVE GEMINIFLORA	5 GAL	TWIN FLOWER AGAVE			
AGAVE PARRYI	5 GAL	PARRY'S AGAVE			
AGAVE MURPHEI	5 GAL	HOHOKAM AGAVE			
ALOE BARBADENSIS	5 GAL	MEDICINAL ALOE			
ASCLEPIAS SUBULATA	5 GAL	DESERT MILKWEED			
CARNEGIEA GIGANTEA	24" BOX	SAGUARO	6" MIN		
DASYLIRON WHEELERI	5 GAL	DESERT SPOON			
FOUQUIERIA SPLENDENS	24" BOX	OCOTILLO	6" MIN. W/ 9 CANE MIN.		
HESPERALOE FUNIFERA	5 GAL	GIANT HESPERALOE			
HESPERALOE PARVIFLORA	5 GAL	'MISWINEP' SANDIA GLOW®			
SANDIA GLOW®	5 GAL	RED YUCCA			
LOPHOCEREUS SCHOTTII	5 GAL	SENITA			
MUHLENBERGIA RIGENS	5 GAL	DEER GRASS			
NOLINA MICROCARPA	5 GAL	BEAR GRASS			
OPUNTIA ENGELMANNII	5 GAL	ENGELMANN'S PRICKLY PEAR			
OPUNTIA FICUS-INDICA	5 GAL	INDIAN FIG			
OPUNTIA X 'KELLY'S CHOICE'	5 GAL	KELLY'S CHOICE PRICKLY PEAR			
PACHYCREUS MARGINATUS	24" BOX	MEXICAN FENCE POST	3' TRUNK MIN		
PEDILANTHUS MACROCARPUS	15 GAL	SLIPPER PLANT	W/ 6" 5" AND 4" MIN. TRUNK HEIGHTS		
PEDILANTHUS BRACTEATUS	15 GAL	TALL SLIPPER PLANT			
YUCCA ROSTRATA	15 GAL	BEAKED YUCCA	2' MIN TRUNK HEIGHT		
YUCCA PALLIDA	5 GAL	PALE LEAF YUCCA			
CALLIANDRA ERIOPHYLLA	5 GAL	FAIRY DUSTER			
CARISSA MACROCARPA	5 GAL	NATAL PLUM			
DODONEA VISCOSA	5 GAL	HOPBUSH			
ENCELIA FARINOSA	5 GAL	BRITTLEBUSH			
EREMOPHILA GLABRA S.S.P.	5 GAL	CARNOSE WINTER BLAZE™			
EREMOPHILA HYGROPHANA	5 GAL	BLUE BELLS™			
LARREA TRIDENTATA	5 GAL	CREOSOTE BUSH			
LEUCOPHYLLUM LAEVIGATUM	5 GAL	CHIHUAHUAN SAGE			
LEUCOPHYLLUM LANGMANIAE	5 GAL	'LYNN'S LEGACY'			
LEUCOPHYLLUM CANDIDUM	5 GAL	RIO BRAVO SAGE			
JUSTICIA CALIFORNICA	5 GAL	CHUPAROSA			
ROSMARINUS OFFICINALIS	5 GAL	TUSCAN BLUE			
SIMMONDSIA CHINENSIS 'VISTA'	5 GAL	COMPACT JOJOBA			
AMBROSIA DELTOIDIA	5 GAL	TRIANGLE LEAF BURSAGE			
LANTANA X 'NEW GOLD'	5 GAL	NEW GOLD LANTANA			
PORTULACARIA AFRA MINIMA	5 GAL	DWARF ELEPHANT FOOD			
ROSMARINUS OFFICINALIS	5 GAL	'HUNTINGTON CARPET'			
MIDIRON BERMUDA	SOD				
ARTIFICIAL TURF PLAY LAWN		DUPONT™ FOREVERLAWN® SELECT HD. 115 OUNCE. 1-3/4" BLADE HEIGHT. BY FOREVER LAWN. PHONE: 480.813.2235. SEE DETAIL 3&4/H-302			
3/4" DECOMPOSED GRANITE		2" MIN DEPTH. COLOR: SANTA FE BROWN. BY PIONEER. PHONE: 602.818.0723. TOP DRESSING IN ALL PLANTING AREAS.			

MATCHLINE - SEE SHEET L1.1.5

PROJECT NO. 18-2047-01  
**SCOTTSDALE ENTRADA**  
 Mcdowell Rd. & 64th St.  
 Scottsdale, Arizona

CLIENT Bridge Banyan  
 Qualified Opportunity  
 Zone Business I, LLC.  
 2411 3rd St, Unit E  
 Santa Monica, CA 90405



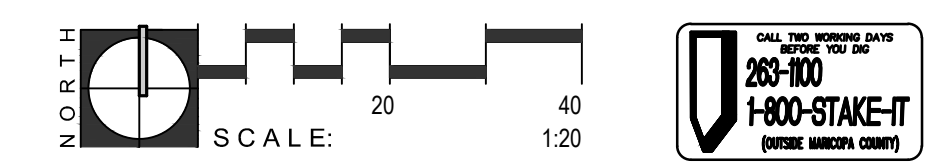
TODD & ASSOCIATES, INC.  
 Critical Thinking • Creative Design  
 Architecture Planning  
 Landscape Architecture  
 4019 North 44th Street  
 Phoenix, AZ 85018  
 602-952-8280p 602-952-8995f  
 www.toddassoc.com  
 Copyright 2019 Todd & Associates, Inc.

**FLOOR**  
 associates  
 1425 N. First Street  
 Second Floor  
 Phoenix, AZ 85004  
 602.462.1425  
 602.462.1427

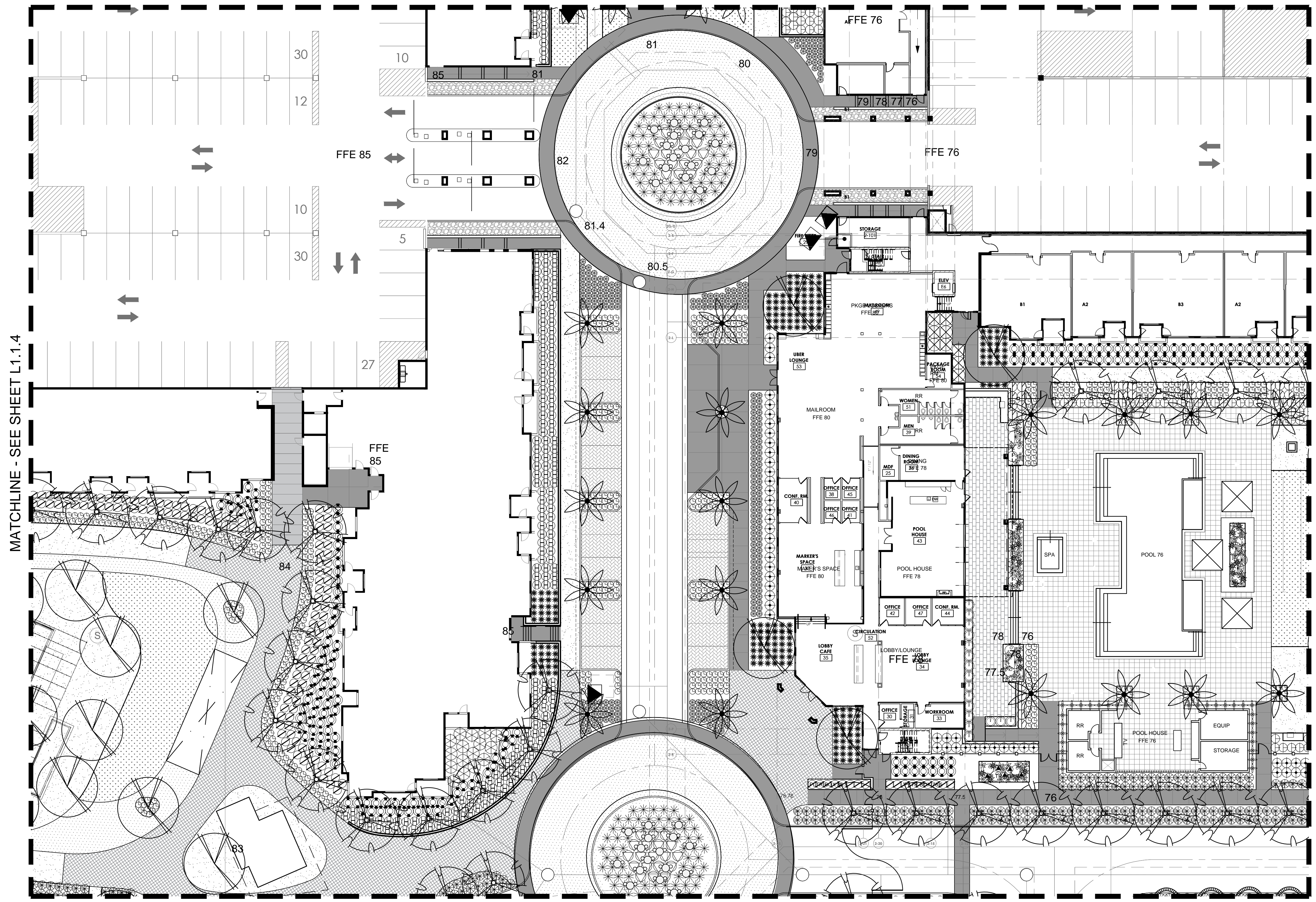
DATE 12.20.19  
 Proj Mgr. BM  
 Dwn By:

DESIGN REVIEW  
 2nd DRB SUBMITTAL

PARTIAL LANDSCAPE PLAN  
**L1.1.4**



MATCHLINE - SEE SHEET L1.1.2



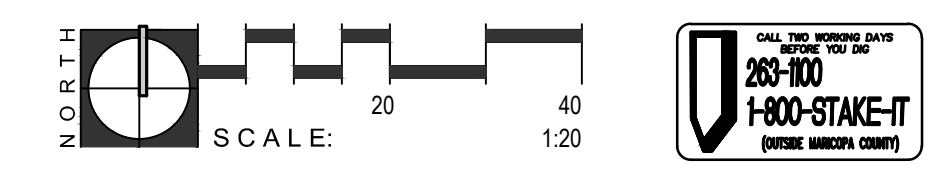
MATCHLINE - SEE SHEET L1.1.8

LANDSCAPE ENLARGEMENT

1:20 SCALE

PLANT LEGEND

Table with columns: BOTANICAL NAME, SYM., COMMON NAME, SIZE, MIN. CAL HT, CAL X W. Lists various plants like DALBERGIA SISSOO, OLNEYA TESOTA, and AGAVE GEMINIFLORA with their respective symbols and specifications.



PROJECT NO. 18-2047-01 SCOTTSDALE ENTRADA Mcdowell Rd. & 64th St. Scottsdale, Arizona

CLIENT Bridge Banyan Qualified Opportunity Zone Business I, LLC. 2411 3rd St, Unit E Santa Monica, CA 90405



CONTACT TODD & ASSOCIATES, INC. Critical Thinking • Creative Design Architecture Planning Landscape Architecture 4019 North 44th Street Phoenix, AZ 85018 602-952-8280p 602-952-8995f www.toddassoc.com Copyright 2019 Todd & Associates, Inc.

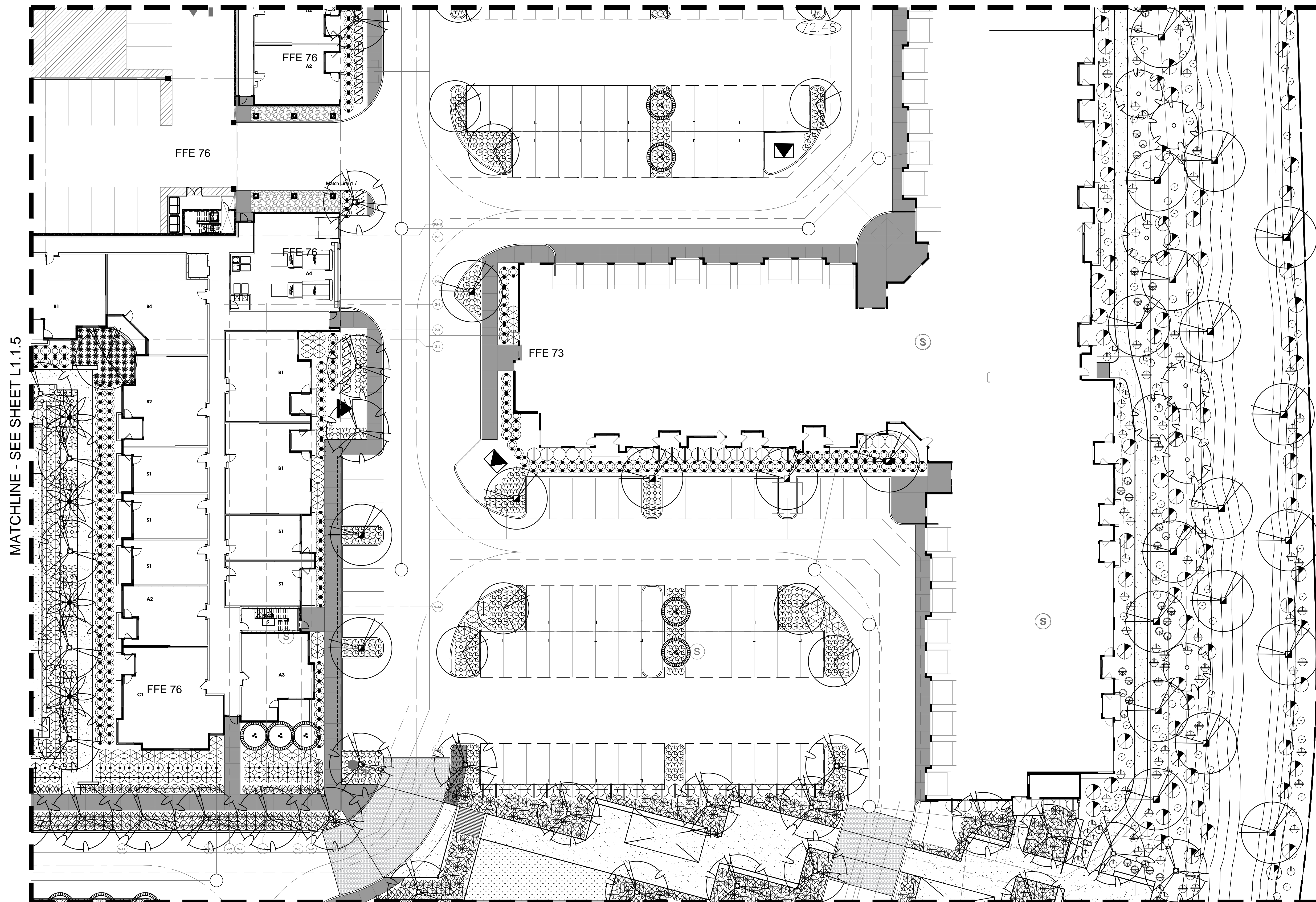
FLOOR associates 1425 N. First Street Second Floor Phoenix, AZ 85004 602.462.1425 602.462.1427

DATE 12.20.19 Proj Mgr. BM Dwn By:

DESIGN REVIEW 2nd DRB SUBMITTAL

PARTIAL LANDSCAPE PLAN L1.1.5

MATCHLINE - SEE SHEET L1.1.3



MATCHLINE - SEE SHEET L1.1.9

LANDSCAPE ENLARGEMENT

1:20 SCALE

PLANT LEGEND		
BOTANICAL NAME SYM. COMMON NAME	SIZE	MIN. CAL HT X W
XX EXISTING TREE PROTECT IN PLACE	-	-
DALBERGIA SISSOO	36" BOX STANDARD	3.0' CAL 9H X 4W
INDIAN ROSEWOOD	48" BOX MULTI	3.0' CAL 10H X 9W
OLNEYA TESOTA	24" BOX STANDARD	1.5' CAL 7H X 4W
DESERT IRONWOOD	24" BOX MULTI	2.0' CAL 5H X 4W
PARKINSONIA FLORIDA BLUE PALO VERDE	24" BOX MULTI	1.5' CAL 5H X 4W
PARKINSONIA MICROPHYLLA FOOTHILLS PALO VERDE	24" BOX STANDARD	1.5' CAL 8H X 4W
PARKINSONIA X 'DESERT MUSEUM' DESERT MUSEUM PALO VERDE	24" BOX STANDARD	1.5' CAL 8H X 4W
PHOENIX DACTYLIFERA DATE PALM	18' TRUNK HT	-
PROSOPIS X PHOENIX THORNLESS MESQUITE	24" BOX STANDARD	1.5' CAL 7H X 7W
SOPHORA SECUNDFLORA	24" BOX STANDARD	1.0' CAL 4H X 3W
TEXAS MOUNTAIN LAUREL	24" BOX STANDARD	1.0' CAL 4H X 3W
<b>ACCENTS</b>		
AGAVE GEMINIFLORA TWIN FLOWER AGAVE	5 GAL	-
AGAVE PARRYI PARRY'S AGAVE	5 GAL	-
AGAVE MURPHEI HOHOKAM AGAVE	5 GAL	-
ALOE BARBADENSIS MEDICINAL ALOE	5 GAL	-
ASCLEPIAS SUBULATA DESERT MILKWEED	5 GAL	-
CARNEGIEA GIGANTEA SAGUARO	24" BOX 6" MIN	-
DASYLIRON WHEELERI DESERT SPOON	5 GAL	-
FOUQUIERIA SPLENDENS OCOTILLO	24" BOX 6" MIN. W/ 9 CANE MIN.	-
HESPERALOE FUNIFERA GIANT HESPERALOE	5 GAL	-
HESPERALOE PARVIFLORA 'MS WINTERED' SANDIA GLOW®	5 GAL	-
SANDIA GLOW® RED YUCCA	5 GAL	-
LOPHOCEREUS SCHOTTII SENITA	5 GAL	-
MULLENBERGIA RIGENS DEER GRASS	5 GAL	-
NOLINA MICROCARPA BEAR GRASS	5 GAL	-
OPUNTIA ENGELMANNII ENGELMANN'S PRICKLY PEAR	5 GAL	-
OPUNTIA FICUS-INDICA INDIAN FIG	5 GAL	-
OPUNTIA X 'KELLY'S CHOICE' KELLY'S CHOICE PRICKLY PEAR	5 GAL	-
PACHYCREURUS MARGINATUS MEXICAN FENCE POST	24" BOX 3' TRUNK MIN W/ 6" 5" AND 4" MIN. TRUNK HEIGHTS	-
PEDILANTHUS MACROCARPUS SLIPPER PLANT	15 GAL	-
PEDILANTHUS BRACTEATUS TALL SLIPPER PLANT	15 GAL	-
YUCCA ROSTRATA BEAKED YUCCA	15 GAL 2' MIN TRUNK HEIGHT	-
YUCCA PALLIDA PALE LEAF YUCCA	5 GAL	-
<b>SHRUBS</b>		
CALLIANDRA ERIOPHYLLA FAIRY DUSTER	5 GAL	-
CARISSA MACROCARPA NATAL PLUM	5 GAL	-
DODONEA VISCOSA HOPBUSH	5 GAL	-
ENCELIA FARINOSA BRITTLEBUSH	5 GAL	-
EREMOPHILA GLABRA SSP. CARNOSA WINTER BLAZE™ WINTER BLAZE ENJU	5 GAL	-
EREMOPHILA HYGROPHANA BLUE BELLS™ BLUE BELLS	5 GAL	-
LARREA TRIDENTATA CREOSOTE BUSH	5 GAL	-
LEUCOPHYLLUM LAEVIGATUM CHIHUAHUAN SAGE	5 GAL	-
LEUCOPHYLLUM LANGMANIAE 'LYNN'S GOLD' RIO BRAVO SAGE	5 GAL	-
LEUCOPHYLLUM CANDIDUM 'THUNDER CLOUD' TEXAS SAGE	5 GAL	-
JUSTICIA CALIFORNICA CHUPAROSA	5 GAL	-
ROSMARINUS OFFICINALIS TUSCAN BLUE TUSCAN BLUE ROSEMARY	5 GAL	-
SIMMONDSIA CHINENSIS 'VISTA' COMPACT JOJOBA	5 GAL	-
<b>GROUNDCOVERS</b>		
AMBROSIA DELTOIDIA TRIANGLE LEAF BURSAGE	5 GAL	-
LANTANA X 'NEW GOLD' NEW GOLD LANTANA	5 GAL	-
PORTULACARIA AFRA MINIMA DWARF ELEPHANT FOOD	5 GAL	-
ROSMARINUS OFFICINALIS 'HUNTINGTON CARPET' POSTRATE ROSEMARY	5 GAL	-
<b>TURF</b>		
MIDIRON BERMUDA	SOD	-
<b>ARTIFICIAL TURF PLAY LAWN.</b> DUPONT™ FOREVERLAWN® SELECT HD. 115 OUNCE. 1-3/4" BLADE HEIGHT. BY FOREVER LAWN. PHONE: 480.813.2235. SEE DETAIL 3&4/H-302		
<b>TOPDRESS / DUST CONTROL</b> 3/4" DECOMPOSED GRANITE. 2" MIN DEPTH. COLOR: SANTA FE BROWN. BY PIONEER. PHONE: 602.818.0723. TOP DRESSING IN ALL PLANTING AREAS.		

MATCHLINE - SEE SHEET L1.1.5

PROJECT  
NO. 18-2047-01  
**SCOTTSDALE  
ENTRADA**  
Mcdowell Rd. & 64th St.  
Scottsdale, Arizona

CLIENT  
**Bridge Banyan  
Qualified Opportunity  
Zone Business I, LLC.**  
2411 3rd St, Unit E  
Santa Monica, CA 90405



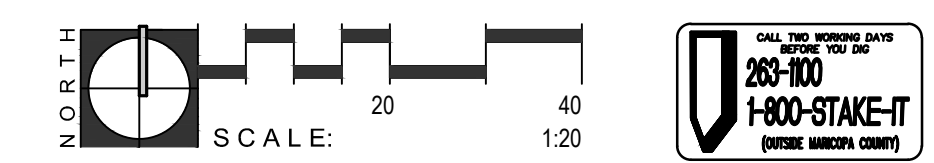
CONTACT  
**TODD & ASSOCIATES, INC.**  
Critical Thinking • Creative Design  
Architecture Planning  
Landscape Architecture  
4019 North 44th Street  
Phoenix, AZ 85018  
602-952-8280p 602-952-8995f  
www.toddassoc.com  
Copyright 2019 Todd & Associates, Inc.

**FLOOR**  
associates  
1425 N. First Street  
Second Floor  
Phoenix, AZ 85004  
602.462.1425  
602.462.1427

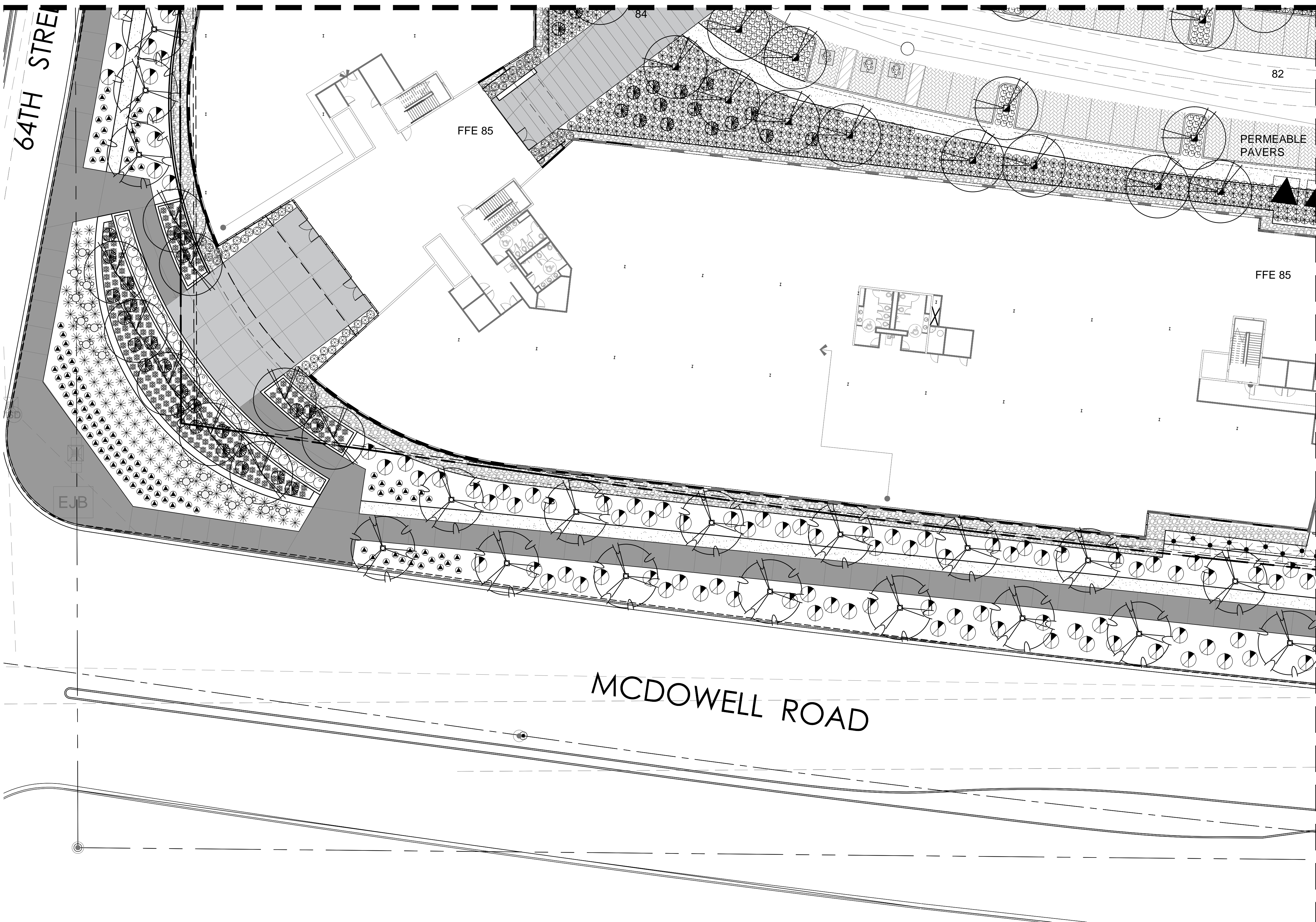
DATE  
**12.20.19**  
Proj Mgr. BM  
Dwn By:

DESIGN REVIEW  
2nd DRB SUBMITTAL

PARTIAL LANDSCAPE  
PLAN  
**L1.1.6**



MATCHLINE - SEE SHEET L1.1.4

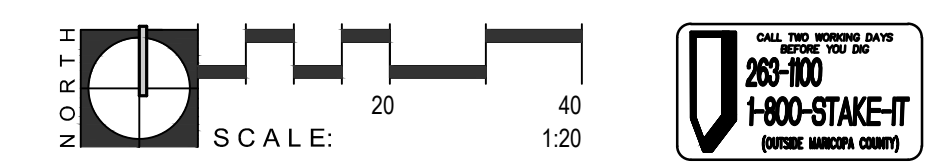


PLANT LEGEND		
BOTANICAL NAME SYM. COMMON NAME	SIZE	MIN. CAL HT X W
XX EXISTING TREE PROTECT IN PLACE		
DALBERGIA SISSOO	36" BOX STANDARD	3.0' CAL 9H X 4W
INDIAN ROSEWOOD		
OLNEYA TESOTA	48" BOX MULTI	3.0' CAL 10H X 9W
PARKINSONIA FLORIDA	24" BOX STANDARD	1.5' CAL 7H X 4W
BLUE PALM O VERDE		
PARKINSONIA MICROPHYLLA	24" BOX MULTI	2.0' CAL 5H X 4W
FOOTHILLS PALO VERDE		
PARKINSONIA X 'DESERT MUSEUM'	24" BOX STANDARD	1.5' CAL 8H X 4W
DESERT MUSEUM PALO VERDE		
PHOENIX DACTYLIFERA	18' TRUNK HT	
DATE PALM		
PROSOPIS X PHOENIX THORNLESS MESQUITE	24" BOX STANDARD	1.5' CAL 7H X 7W
SOPHORA SECUNDFLORA	24" BOX STANDARD	1.0' CAL 4H X 3W
TEXAS MOUNTAIN LAUREL		
<b>ACCENTS</b>		
AGAVE GEMINIFLORA	5 GAL	
TWIN FLOWER AGAVE		
AGAVE PARRYI	5 GAL	
PARRY'S AGAVE		
AGAVE MURPHEYI	5 GAL	
HOHOKAM AGAVE		
ALOE BARBADENSIS	5 GAL	
MEDICINAL ALOE		
ASCLEPIAS SUBULATA	5 GAL	
DESERT MILKWEED		
CARNIPEGIA GIGANTEA	24" BOX 6" MIN	
SAGUARO	5 GAL	
DASYLIRION WHEELERI	5 GAL	
DESERT SPOON		
FOUQUIERIA SPLENDENS	24" BOX 6" MIN. W/ 9 CANE MIN.	
OCOTILLO	5 GAL	
HESPERALOE FUNIFERA	5 GAL	
GIANT HESPERALOE		
HESPERALOE PARVIFLORA	5 GAL	
'MSWINPERED' SANDIA GLOW		
SANDIA GLOW® RED YUCCA		
LOPHOCEREUS SCHOTTII	5 GAL	
SENITA		
MUHLBERGIA RIGENS	5 GAL	
DEER GRASS		
NOLINA MICROCARPA	5 GAL	
BEAR GRASS		
OPUNTIA ENGELMANNII	5 GAL	
ENGELMANN'S PRICKLY PEAR		
OPUNTIA FICUS-INDICA	5 GAL	
INDIAN FIG		
OPUNTIA X 'KELLY'S CHOICE'	5 GAL	
KELLY'S CHOICE PRICKLY PEAR		
PACHYCREUS MARGINATUS	24" BOX 3" TRUNK MIN W/ 6" 5" AND 4" MIN. TRUNK HEIGHTS	
MEXICAN FENCE POST		
PEDILANTHUS MACROCARPUS	15 GAL	
SLIPPER PLANT		
PEDILANTHUS BRACATEATUS	15 GAL	
TALL SLIPPER PLANT		
YUCCA ROSTRATA	15 GAL 2" MIN TRUNK HEIGHT	
BEAKED YUCCA		
YUCCA PALLIDA	5 GAL	
PALE LEAF YUCCA		
<b>SHRUBS</b>		
CALLIANDRA ERIOPHYLLA	5 GAL	
FAIRY DUSTER		
CARISSA MACROCARPA	5 GAL	
NATAL PLUM		
DODONEA VISCOSA	5 GAL	
HOPBUSH		
ENCELIA FARINOSA	5 GAL	
BRITTLEBUSH		
EREMOPHILA GLABRA S.S.P.	5 GAL	
CARNOSA WINTER BLAZE™		
WINTER BLAZE ENJU		
EREMOPHILA HYGROPHANA	5 GAL	
BLUE BELLS™		
BLUE BELLS		
LARREA TRIDENTATA	5 GAL	
CREOSOTE BUSH		
LEUCOPHYLLUM LAEVIGATUM	5 GAL	
CHIHUAHUAN SAGE		
LEUCOPHYLLUM LANGMANIAE	5 GAL	
'LYNN'S LEGACY'		
RIO BRAVO SAGE		
LEUCOPHYLLUM CANDIDUM	5 GAL	
'THUNDER CLOUD'		
TEXAS SAGE		
JUSTICIA CALIFORNICA	5 GAL	
CHUPAROSA		
ROSMARINUS OFFICINALIS	5 GAL	
TUSCAN BLUE		
TUSCAN BLUE ROSEMARY		
SIMMONDSIA CHINENSIS 'VISTA'	5 GAL	
COMPACT JOJOBA		
<b>GROUNDCOVERS</b>		
AMBROSIA DELTOIDIA	5 GAL	
TRIANGLE LEAF BURSAGE		
LANTANA X 'NEW GOLD'	5 GAL	
NEW GOLD LANTANA		
PORTULACARIA AFRA MINIMA	5 GAL	
DWARF ELEPHANT FOOD		
ROSMARINUS OFFICINALIS	5 GAL	
'HUNTINGTON CARPET'		
POSTRATE ROSEMARY		
<b>TURF</b>		
MIDIRON BERMUDA	SOD	
<b>ARTIFICIAL TURF PLAY LAWN.</b>		
DUPONT™ FOREVERLAWN® SELECT HD. 115 OUNCE. 1-3/4" BLADE HEIGHT. BY FOREVER LAWN. PHONE: 480.813.2235. SEE DETAIL 3&4/H-302		
<b>TOPDRESS / DUST CONTROL</b>		
3/4" DECOMPOSED GRANITE. 2" MIN DEPTH. COLOR: SANTA FE BROWN. BY PIONEER. PHONE: 602.818.0723. TOP DRESSING IN ALL PLANTING AREAS.		

MATCHLINE - SEE SHEET L1.1.8

**LANDSCAPE ENLARGEMENT**

1:20 SCALE



PROJECT  
NO. 18-2047-01  
**SCOTTSDALE ENTRADA**  
Mcdowell Rd. & 64th St.  
Scottsdale, Arizona

CLIENT  
**Bridge Banyan**  
**Qualified Opportunity**  
**Zone Business I, LLC.**  
2411 3rd St, Unit E  
Santa Monica, CA 90405



CONTACT  
**TODD & ASSOCIATES, INC.**  
Critical Thinking • Creative Design  
Architecture Planning  
Landscape Architecture  
4019 North 44th Street  
Phoenix, AZ 85018  
602-952-8280p 602-952-8995f  
www.toddassoc.com  
Copyright 2019 Todd & Associates, Inc.

**FLOOR**  
associates  
1425 N. First Street | 602.462.1425  
Second Floor | 602.462.1427  
Phoenix, AZ 85004

DATE  
**12.20.19**  
Proj Mgr. BM  
Dwn By:

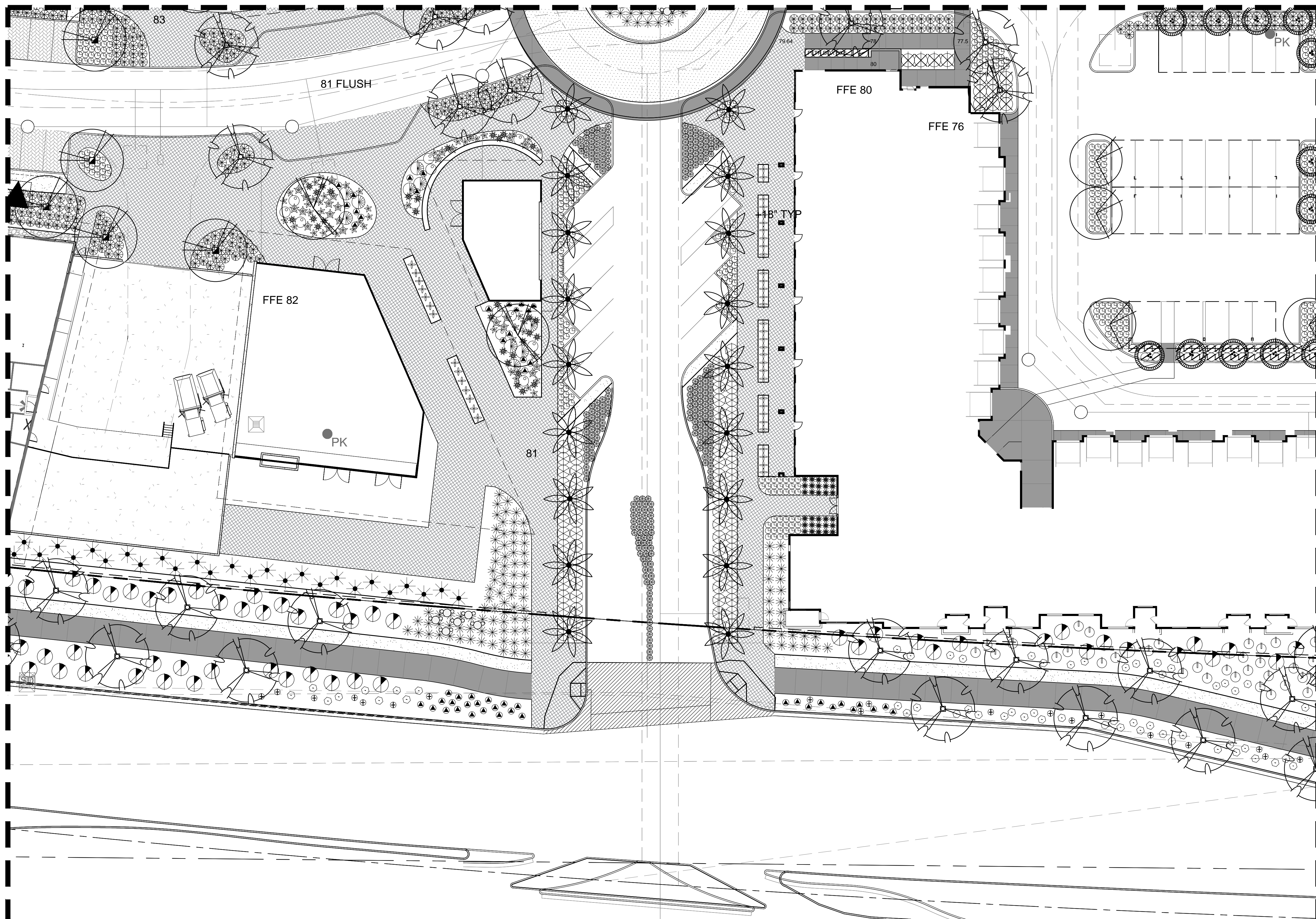
DESIGN REVIEW  
2nd DRB SUBMITTAL

PARTIAL LANDSCAPE  
PLAN  
**L1.1.7**



MATCHLINE - SEE SHEET L1.1.5

MATCHLINE - SEE SHEET L1.1.7



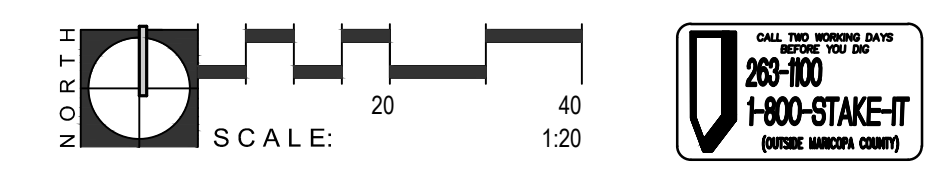
**LANDSCAPE ENLARGEMENT**

1:20 SCALE

**PLANT LEGEND**


BOTANICAL NAME SYM. COMMON NAME	SIZE	MIN. CAL HT X W
XX EXISTING TREE PROTECT IN PLACE	-	-
DALBERGIA SISSOO INDIAN ROSEWOOD	36" BOX STANDARD	3.0' CAL 9H X 4W
OLNEYA TESOTA DESERT IRONWOOD	48" BOX MULTI	3.0' CAL 10H X 9W
PARKINSONIA FLORIDA BLUE PALM O VERDE	24" BOX STANDARD	1.5' CAL 7H X 4W
PARKINSONIA MICROPHYLLA FOOTHILLS PALO VERDE	24" BOX MULTI	2.0' CAL 5H X 4W
PARKINSONIA X 'DESERT MUSEUM' DESERT MUSEUM PALO VERDE	24" BOX STANDARD	1.5' CAL 8H X 4W
PHOENIX DACTYLIFERA DATE PALM	18' TRUNK HT	-
PROSOPIS X PHOENIX THORNLESS MESQUITE	24" BOX STANDARD	1.5' CAL 7H X 7W
SOPHORA SECUNDFLORA TEXAS MOUNTAIN LAUREL	24" BOX STANDARD	1.0' CAL 4H X 3W
<b>ACCENTS</b>		
AGAVE GEMINIFLORA TWIN FLOWER AGAVE	5 GAL	
AGAVE PARRYI PARRY'S AGAVE	5 GAL	
AGAVE MURPHEI HOKOKAM AGAVE	5 GAL	
ALOE BARBADENSIS MEDICINAL ALOE	5 GAL	
ASCLEPIAS SUBULATA DESERT MILKWEEED	5 GAL	
CARNEGIEA GIGANTEA SAGUARO	24" BOX 6" MIN	
DASYLIRON WHEELERI DESERT SPOON	5 GAL	
FOUQUIERIA SPLENDENS OCOTILLO	24" BOX 6" MIN. W/ 9 CANE MIN.	
HESPERALOE FUNIFERA GIANT HESPERALOE	5 GAL	
HESPERALOE PARVIFLORA MISWINEED SANDY GLOW	5 GAL	
SANDIA GLOW® RED YUCCA		
LOPHOCEREUS SCHOTTII SENITA	5 GAL	
MULLENBERGIA RIGENS DEER GRASS	5 GAL	
NOLINA MICROCARPA BEAR GRASS	5 GAL	
OPUNTIA ENGELMANNII ENGELMANN'S PRICKLY PEAR	5 GAL	
OPUNTIA FICUS-INDICA INDIAN FIG	5 GAL	
OPUNTIA X 'KELLY'S CHOICE' KELLY'S CHOICE PRICKLY PEAR	5 GAL	
PACHYCREUS MARGINATUS MEXICAN FENCE POST	24" BOX 3' TRUNK MIN W/ 6", 5" AND 4" MIN. TRUNK HEIGHTS	
PEDILANTHUS MACROCARPUS SLIPPER PLANT	15 GAL	
PEDILANTHUS BRACTEATUS TALL SLIPPER PLANT	15 GAL	
YUCCA ROSTRATA BEAKED YUCCA	15 GAL 2' MIN TRUNK HEIGHT	
YUCCA PALLIDA PALE LEAF YUCCA	5 GAL	
<b>SHRUBS</b>		
CALLIANDRA ERIOPHYLLA FAIRY DUSTER	5 GAL	
CARISSA MACROCARPA NATAL PLUM	5 GAL	
DODONEA VISCOZA HOPBUSH	5 GAL	
ENCELIA FARINOSA BRITTLEBUSH	5 GAL	
EREMOPHILA GLABRA SSP. CARINOSA WINTER BLAZE™ WINTER BLAZE EMU	5 GAL	
EREMOPHILA HYGROPHANA BLUE BELLS™ BLUE BELLS	5 GAL	
LARREA TRIDENTATA CREOSOTE BUSH	5 GAL	
LEUCOPHYLLUM LAEVIGATUM CHIHUAHUAN SAGE	5 GAL	
LEUCOPHYLLUM LANGMANIAE 'LYNN'S LEGACY' RIO BRAVO SAGE	5 GAL	
LEUCOPHYLLUM CANDIDUM 'THUNDER CLOUD' TEXAS SAGE	5 GAL	
JUSTICIA CALIFORNICA CHUPAROSA	5 GAL	
ROSMARINUS OFFICINALIS 'TUSCAN BLUE' TUSCAN BLUE ROSEMARY	5 GAL	
SIMMONDSIA CHINENSIS 'VISTA' COMPACT JOJOBA	5 GAL	
<b>GROUNDCOVERS</b>		
AMBROSIA DELTOIDIA TRIANGLE LEAF BURSAGE	5 GAL	
LANTANA X 'NEW GOLD' NEW GOLD LANTANA	5 GAL	
PORTULACARIA AFRA MINIMA DWARF ELEPHANT FOOD	5 GAL	
ROSMARINUS OFFICINALIS 'HUNTINGTON CARPET' PROSTRATE ROSEMARY	5 GAL	
<b>TURF</b>		
MIDIRON BERMUDA	SOD	
ARTIFICIAL TURF PLAY LAWN, DUPONT™ FOREVERLAWN® SELECT HD, 115 OUNCE, 1-3/4" BLADE HEIGHT, BY FOREVER LAWN. PHONE: 480.813.2235. SEE DETAIL 3&4/H-302		
<b>TOPDRESS / DUST CONTROL</b>		
3/4" DECOMPOSED GRANITE, 2" MIN DEPTH, COLOR: SANTA FE BROWN, BY PIONEER, PHONE: 602.818.0723. TOP DRESSING IN ALL PLANTING AREAS.		

MATCHLINE - SEE SHEET L1.1.9



PROJECT  
**NO. 18-2047-01**  
**SCOTTSDALE**  
**ENTRADA**  
Mcdowell Rd. & 64th St.  
Scottsdale, Arizona

CLIENT  
**Bridge Banyan**  
**Qualified Opportunity**  
**Zone Business I, LLC.**  
2411 3rd St, Unit E  
Santa Monica, CA 90405



CONTACT  
**TODD & ASSOCIATES, INC.**  
Critical Thinking • Creative Design  
Architecture Planning  
Landscape Architecture  
4019 North 44th Street  
Phoenix, AZ 85018  
602-952-8280p 602-952-8995f  
www.toddassoc.com  
Copyright 2019 Todd & Associates, Inc.

**FLOOR**  
associates  
1425 N. First Street  
Second Floor  
Phoenix, AZ 85004  
602.462.1425  
602.462.1427

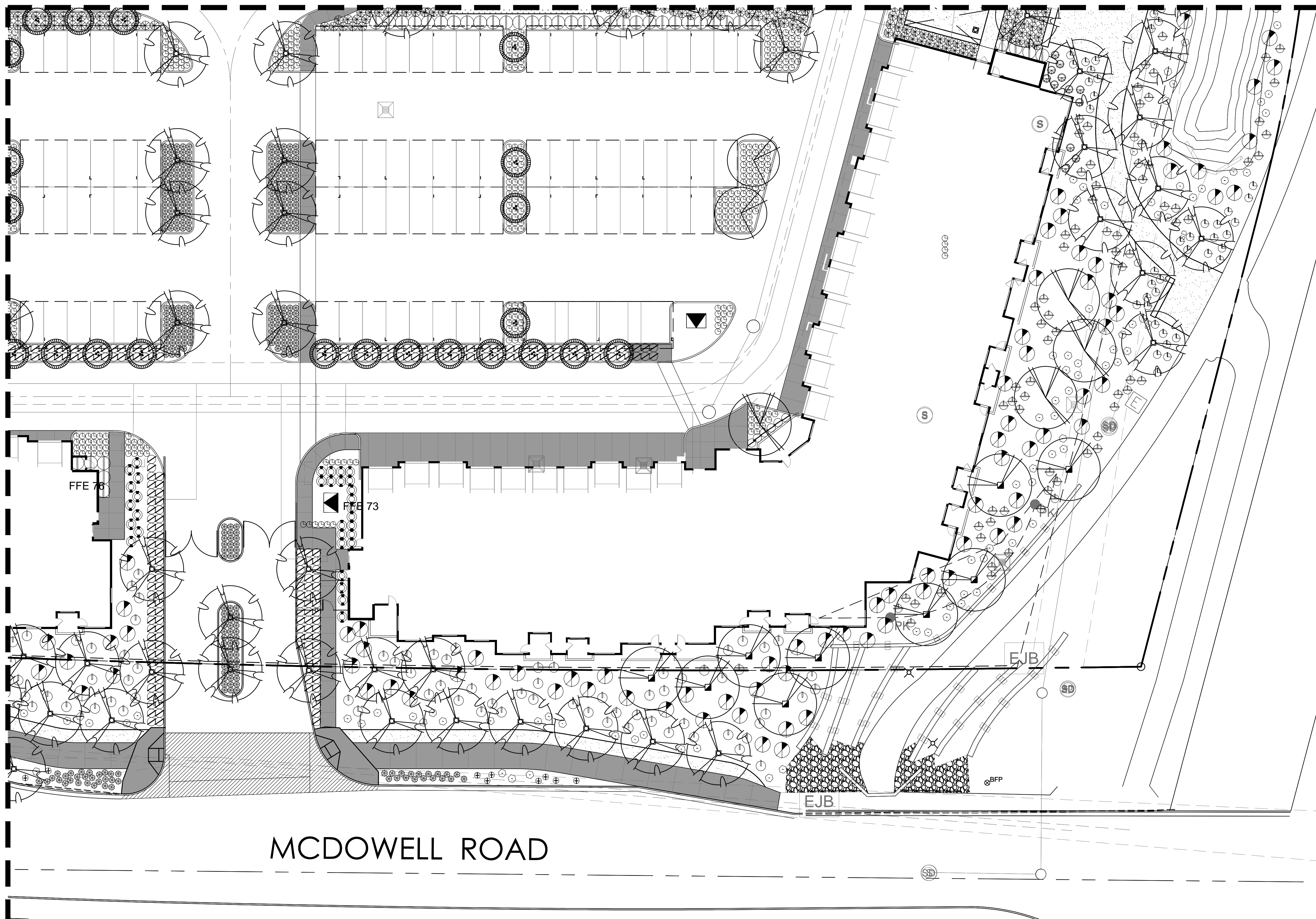
DATE  
**12.20.19**  
Proj Mgr. BM  
Dwn By:

DESIGN REVIEW  
2nd DRB SUBMITTAL

PARTIAL LANDSCAPE  
PLAN  
**L1.1.8**

MATCHLINE - SEE SHEET L-106

MATCHLINE - SEE SHEET L1.1.8



MCDOWELL ROAD

LANDSCAPE ENLARGEMENT

1:20 SCALE

PLANT LEGEND

BOTANICAL NAME SYM. COMMON NAME	SIZE	MIN. CAL HT X W
XX EXISTING TREE PROTECT IN PLACE		
DALBERGIA SISSOO	36" BOX STANDARD	3.0' CAL 9H X 4'W
INDIAN ROSEWOOD		
OLNEYA TESOTA	48" BOX MULTI	3.0' CAL 10H X 9'W
DESERT IRONWOOD		
PARKINSONIA FLORIDA	24" BOX STANDARD	1.5' CAL 7H X 4'W
BLUE PALO VERDE		
PARKINSONIA MICROPHYLLA	24" BOX MULTI	2.0' CAL 5H X 4'W
FOOTHILLS PALO VERDE		
PARKINSONIA X 'DESERT MUSEUM'	24" BOX STANDARD	1.5' CAL 8H X 4'W
DESERT MUSEUM PALO VERDE		
PHOENIX DACTYLIFERA	18' TRUNK HT	
DATE PALM		
PROSOPIS X PHOENIX	24" BOX STANDARD	1.5' CAL 7H X 7'W
THORNLESS MESQUITE		
SOPHORA SECUNDFLORA	24" BOX STANDARD	1.0' CAL 4H X 3'W
TEXAS MOUNTAIN LAUREL		
<b>ACCENTS</b>		
AGAVE GEMINIFLORA	5 GAL	
TWIN FLOWER AGAVE		
AGAVE PARRYI	5 GAL	
PARRY'S AGAVE		
AGAVE MURPHEYI	5 GAL	
HOHOKAM AGAVE		
ALOE BARBADENSIS	5 GAL	
MEDICINAL ALOE		
ASCLEPIAS SUBULATA	5 GAL	
DESERT MILKWEED		
CARNEGIEA GIGANTEA	24" BOX 6" MIN	
SAGUARO	5 GAL	
DASYLIRION WHEELERI	5 GAL	
DESERT SPOON		
FOUQUIERIA SPLENDENS	24" BOX 6" MIN. W/ 9 CANE MIN.	
OCOTILLO	5 GAL	
HESPERALOE FUNIFERA	5 GAL	
GIANT HESPERALOE		
HESPERALOE PARVIFLORA	5 GAL	
'MSWINEFED' SANDIA GLOW®		
SANDIA GLOW® RED YUCCA		
LOPHOCEREUS SCHOTTII	5 GAL	
SENITA		
MUHLENBERGIA RIGENS	5 GAL	
DEER GRASS		
NOLINA MICROCARPA	5 GAL	
BEAR GRASS		
OPUNTIA ENGELMANNII	5 GAL	
ENGELMANN'S PRICKLY PEAR		
OPUNTIA X 'KELLY'S CHOICE'	5 GAL	
KELLY'S CHOICE PRICKLY PEAR		
PACHYCEREUS MARGINATUS	24" BOX 3' TRUNK MIN W/ 6, 5 AND 4" MIN. TRUNK HEIGHTS	
MEXICAN FENCE POST	15 GAL	
PEDILANTHUS MACROCARPUS	15 GAL	
SLIPPER PLANT		
PEDILANTHUS BRACTEATUS	15 GAL	
TALL SLIPPER PLANT		
YUCCA ROSTRATA	15 GAL 2' MIN TRUNK HEIGHT	
BEAKED YUCCA		
YUCCA PALLIDA	5 GAL	
PALE LEAF YUCCA		
<b>SHRUBS</b>		
CALLIANDRA ERIOPHYLLA	5 GAL	
FAIRY DUSTER		
CARISSA MACROCARPA	5 GAL	
NATAL PLUM		
DODONEA VISCOSA	5 GAL	
HOPBUSH		
ENCELIA FARINOSA	5 GAL	
BRITTLBUSH		
EREMOPHILA GLABRA S.S.P.	5 GAL	
CARNOVA WINTER BLAZE™		
WINTER BLAZE ENL		
EREMOPHILA HYGROPHANA	5 GAL	
BLUE BELLS™		
BLUE BELLS		
LARREA TRIDENTATA	5 GAL	
CREOSOTE BUSH		
LEUCOPHYLLUM LAEVIGATUM	5 GAL	
CHIHUAHUAN SAGE		
LEUCOPHYLLUM LANGMANIAE	5 GAL	
'LYNN'S LEGACY'		
RIO BRAVO SAGE		
LEUCOPHYLLUM CANDIDUM	5 GAL	
'THUNDER CLOUD'		
TEXAS SAGE		
JUSTICIA CALIFORNICA	5 GAL	
CHUPAROSA		
ROSMARINUS OFFICINALIS	5 GAL	
TUSCAN BLUE		
TUSCAN BLUE ROSEMARY		
SIMMONDSIA CHINENSIS 'VISTA'	5 GAL	
COMPACT JOJOBA		
<b>GROUNDCOVERS</b>		
AMBROSIA DELTOIDIA	5 GAL	
TRIANGLE LEAF BURSAGE		
LANTANA X 'NEW GOLD'	5 GAL	
NEW GOLD LANTANA		
PORTULACARIA AFRA MINIMA	5 GAL	
DWARF ELEPHANT FOOD		
ROSMARINUS OFFICINALIS	5 GAL	
'HUNTINGTON CARPET'		
POSTRATE ROSEMARY		
<b>TURF</b>		
MIDIRON BERMUDA	SOD	
<b>ARTIFICIAL TURF PLAY LAWN.</b>		
DUPONT™ FOREVERLAWN® SELECT HD. 115 OUNCE. 1-3/4" BLADE HEIGHT. BY FOREVER LAWN. PHONE: 480.813.2235. SEE DETAIL 3&4/H-302		
<b>TOPDRESS / DUST CONTROL</b>		
3/4" DECOMPOSED GRANITE. 2" MIN DEPTH. COLOR: SANTA FE BROWN. BY PIONEER. PHONE: 602.818.0723. TOP DRESSING IN ALL PLANTING AREAS.		

PROJECT NO. 18-2047-01  
**SCOTTSDALE ENTRADA**  
 Mcdowell Rd. & 64th St.  
 Scottsdale, Arizona

CLIENT **Bridge Banyan Qualified Opportunity Zone Business I, LLC.**  
 2411 3rd St, Unit E  
 Santa Monica, CA 90405



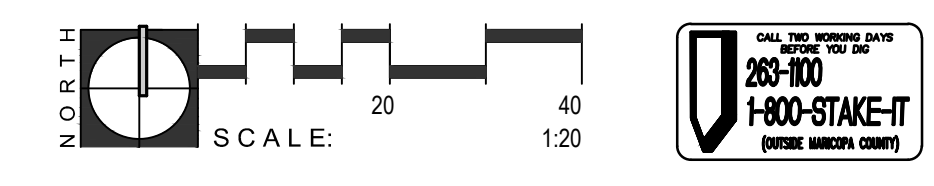
**TODD & ASSOCIATES, INC.**  
 Critical Thinking • Creative Design  
 Architecture Planning  
 Landscape Architecture  
 4019 North 44th Street  
 Phoenix, AZ 85018  
 602-952-8280p 602-952-8995f  
 www.toddassoc.com  
 Copyright 2019 Todd & Associates, Inc.


**FLOOR**  
 associates  
 1425 N. First Street  
 Second Floor  
 Phoenix, AZ 85004  
 602.462.1425  
 602.462.1427

DATE **12.20.19**  
 Proj Mgr. BM  
 Dwn By:

DESIGN REVIEW  
 2nd DRB SUBMITTAL

PARTIAL LANDSCAPE PLAN  
**L1.1.9**





**TODD & ASSOCIATES, INC.**  
 Critical Thinking • Creative Design  
 Architecture Planning  
 Landscape Architecture  
 4019 North 44th Street  
 Phoenix, AZ 85018  
 602-952-8280p 602-952-8995f  
 www.toddassoc.com  
 Copyright 2019 Todd & Associates, Inc.

**FLOOR**  
 associates  
 1425 N. First Street  
 Second Floor  
 Phoenix, AZ 85004  
 602.462.1425  
 602.462.1427

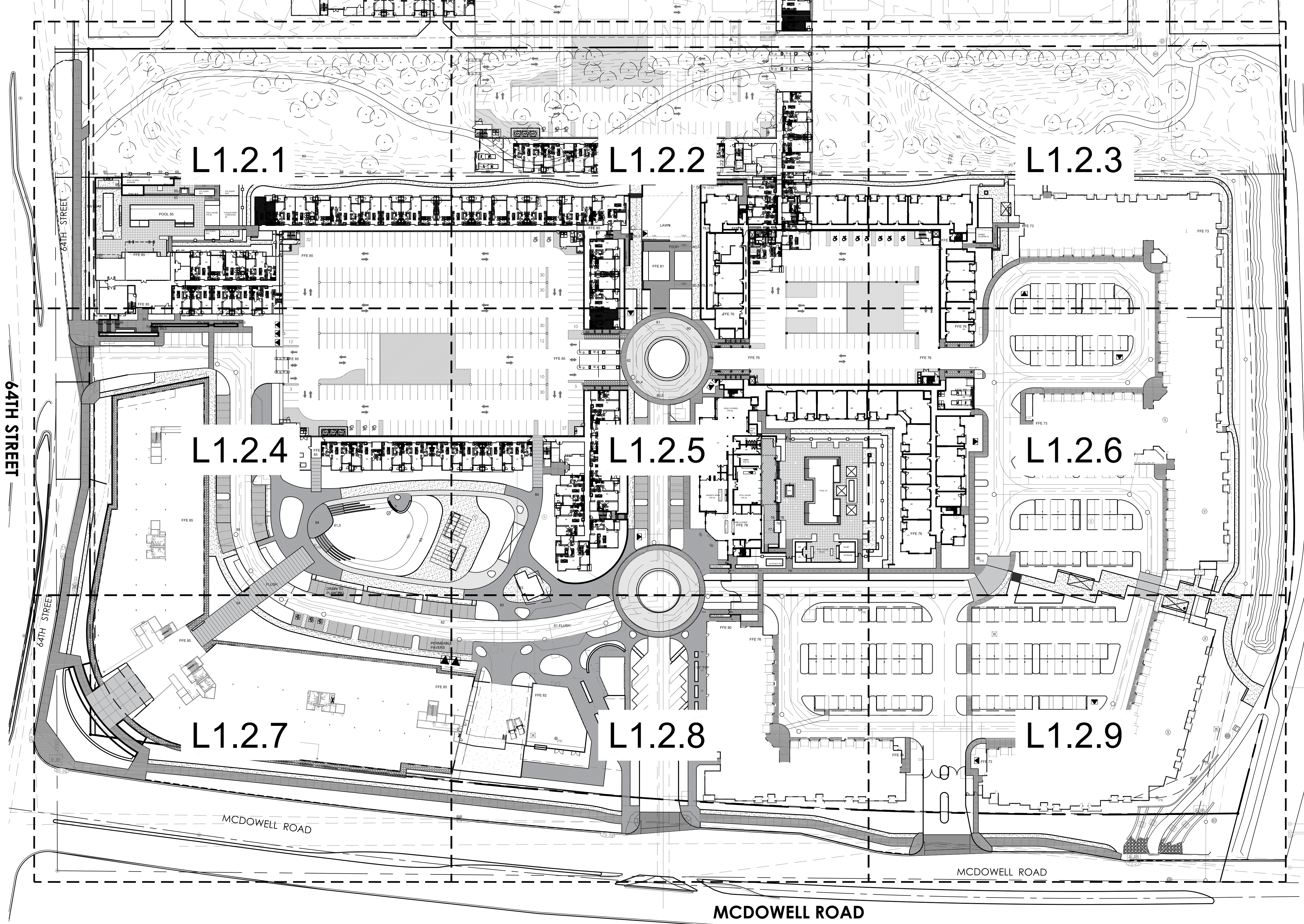
**DATE**  
 12.20.19  
 Proj Mgr. BM  
 Dwn By:

DESIGN REVIEW  
 2nd DRB SUBMITTAL

**OVERALL HARDSCAPE PLAN**  
 L1.2.0

- KEYNOTES**
- 1 PROPERTY / R.O.W LINE
  - 2 LIMIT OF CONSTRUCTION / DISTURBANCE
  - 3 EXISTING OPEN SPACE
  - 4 EXISTING PATH
  - 5 ACCESS / UTILITY EASEMENT
  - 6 BUILDING SETBACK.
  - 7 FIRE HYDRANT - MAINTAIN 5' CLEAR PLANTING
  - 8 PRECAST PAVERS - VEHICULAR USE. SEE DETAIL 6/H-301
  - 9 TRANSFORMER
  - 10 EXISTING GABION WALLS AND ART HEADWALL
  - 11 SIGHT VISIBILITY TRIANGLE
  - 12 UNDERGROUND UTILITY - SEE CIVIL DRAWINGS
  - 13 RETENTION / DETENTION BASIN - SEE CIVIL DRAWINGS
  - 14 EXISTING CANAL TRAIL
  - 15 ASPHALT DRIVE - SEE CIVIL DRAWINGS
  - 16 COLORED CONCRETE DRIVE - SEE HARDSCAPE LEGEND. SEE DETAIL 5/H-301
  - 17 COLORED CONCRETE WALK - SEE HARDSCAPE LEGEND. SEE DETAIL 1/H-301
  - 18 CONCRETE WALK - SEE HARDSCAPE LEGEND, SEE DETAIL 1/H-301
  - 19 STABILIZED DECOMPOSED GRANITE - SEE HARDSCAPE LEGEND, SEE DETAIL 4/H-301
  - 20 VALLEY GUTTER - SEE CIVIL
  - 21 FLUSH SIDEWALK - DROP-OFF / LOADING ZONE
  - 22 POOL/ SPA, SEE SHEET H-201
  - 23 TURF AREA - SEE LANDSCAPE DRAWINGS
  - 24 STEEL HEADER, SEE DETAIL 2/H-301
  - 25 CONCRETE HEADER, SEE DETAIL 3/H-301
  - 26 STONE MULCH SEE HARDSCAPE LEGEND, SEE DETAIL 2/H-302
  - 27 TABLED DRIVE - SEE SEE DETAIL 5/H-301, REF.CIVIL DRAWINGS
  - 28 ADA PARKING - SEE CIVIL DRAWINGS
  - 29 ACCESSIBLE PATH
  - 30 SHADE STRUCTURE SEE ARCHITECTURE DRAWINGS
  - 31 POOL PERIMETER FENCE, SEE SHEET H-305
  - 32 RESIDENTIAL FENCE AND GATES, SEE SHEET H-305
  - 33 STEEL FOOTBRIDGE, SEE DETAIL 1/H-304
  - 34 RAISED STEEL PLANTER, SEE DETAIL 1/H-303
  - 35 C.I.P. / RETAINING WALL, SEE DETAIL 2/H-303
  - 36 CMU WALL TO MATCH COMMERCIAL BUILDING
  - 37 SEATWALL, SEE DETAIL 3/H-303
  - 38 STEPS / CONCRETE HEADER
  - 39 PUBLIC WORK STAND - BIKE KIOSK SARIS INFRASTRUCTURE, 800.783.7257
  - 40 CITY BOUNDARY
  - 41 PRECAST PAVER, SEE DETAIL 1/H-302
  - 42 ORNAMENTAL STONE WALL & GATE, SEE SHEET H-304
  - 43 ORNAMENTAL STONE WALL, SEE DETAIL 5 / H-302
  - 44 OUTDOOR GRILL STATION, SEE DETAIL 5 / H-303
  - 45 FIRE PIT, SEE DETAIL 4 / H-303
  - 46 STONE WALL & GATE, SEE SHEET H-305
  - 47 FIREPLACE, SEE DETAIL 6 / H-303
  - LA LANDSCAPE AREA / SEE LANDSCAPE DRAWINGS

ARIZONA CROSS CUT CANAL

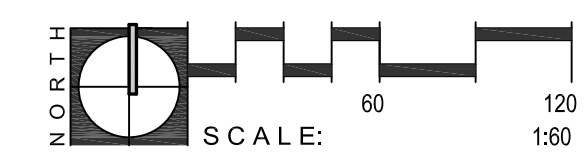


**OVERALL HARDSCAPE PLAN**


1:60 SCALE

**HARDSCAPE LEGEND**

<p> PLAZA CONCRETE PAVING          INTEGRAL COLOR: DAVIS COLORS OUTBACK 677;          FINISH: ACID ETCH, SAWCUT JOINTS;          WWW.DAVISCOLORS.COM; 844-341-4780</p> <p> CONCRETE SIDEWALK          COLOR: NATURAL GREY;          FINISH: MEDIUM BROOM</p> <p> DRIVE AND BAND CONCRETE PAVING          INTEGRAL COLOR: DAVIS COLORS COBBLESTONE 870;          FINISH: EXPOSED AGGREGATE;          WWW.DAVISCOLORS.COM; 844-341-4780</p> <p> ENTRY DRIVE CONCRETE PAVING          INTEGRAL COLOR: DAVIS COLORS COBBLESTONE 870;          FINISH: LIGHT BROOM;          WWW.DAVISCOLORS.COM; 844-341-4780</p>	<p> STABILIZED DECOMPOSED GRANITE          COLOR: SANTA FE BROWN          WWW.PIONEERSAND.COM; 480-254-7904</p> <p> ACKER-STONE PERMEABLE PAVERS          COLOR: MESA BEIGE; FINISH: F.M;          THICKNESS: 8CM, MICRO CHAMFER;          PATTERN: MACHINE LAY HERRINGBONE;          WWW.ACKERSTONE.COM; 480-344-6910</p> <p> BOARDWALK CONCRETE PAVING          INTEGRAL COLOR: DAVIS COLORS 902@2LBS;          FINISH: ACID ETCH.          WWW.DAVISCOLORS.COM; 844-341-4780</p> <p> TABLE DRIVE CONCRETE PAVING          INTEGRAL COLOR: DAVIS COLORS GRAPHITE 8084;          FINISH: LIGHT BROOM;          WWW.DAVISCOLORS.COM; 844-341-4780</p>	<p> STONE MULCH (COBBLE)          COLOR: SANTA FE BROWN          MINIMUM DIMENSIONS 4" - 8"          WWW.PIONEERSAND.COM/PRODUCTS; 480-254-7904</p> <p> ARTISTIC PAVERS - SHELLOCK          COLOR: COOL WHITE          FINISH: POLISHED &amp; ANTIQUED          THICKNESS: 1-1/2"          PATTERN: TBD          WWW.ARTISTICPAVERS.COM;(305)-653-7511</p> <p> PORCELAIN TILE - AEQUA R11          COLOR: TO MATCH INTERIOR          FINISH: ANIT-SLIP          PATTERN: RUNNING BOND          WWW.ARIZONATILE.COM;(480)-991-3066</p>
---	---	---



**Bridge Banyan**  
 Qualified Opportunity  
**Zone Business I, LLC.**  
 2411 3rd St, Unit E  
 Santa Monica, CA 90405



**TODD & ASSOCIATES, INC.**  
 Critical Thinking • Creative Design  
 Architecture Planning  
 Landscape Architecture  
 4019 North 44th Street  
 Phoenix, AZ 85018  
 602-952-8280p 602-952-8995f  
 www.toddassoc.com  
 Copyright 2019 Todd & Associates, Inc.

**FLOOR**  
 associates  
 1425 N. First Street  
 Second Floor  
 Phoenix, AZ 85004  
 602.462.1425  
 602.462.1427

**DATE**  
 12.20.19  
 Proj Mgr. BM  
 Dwn By:

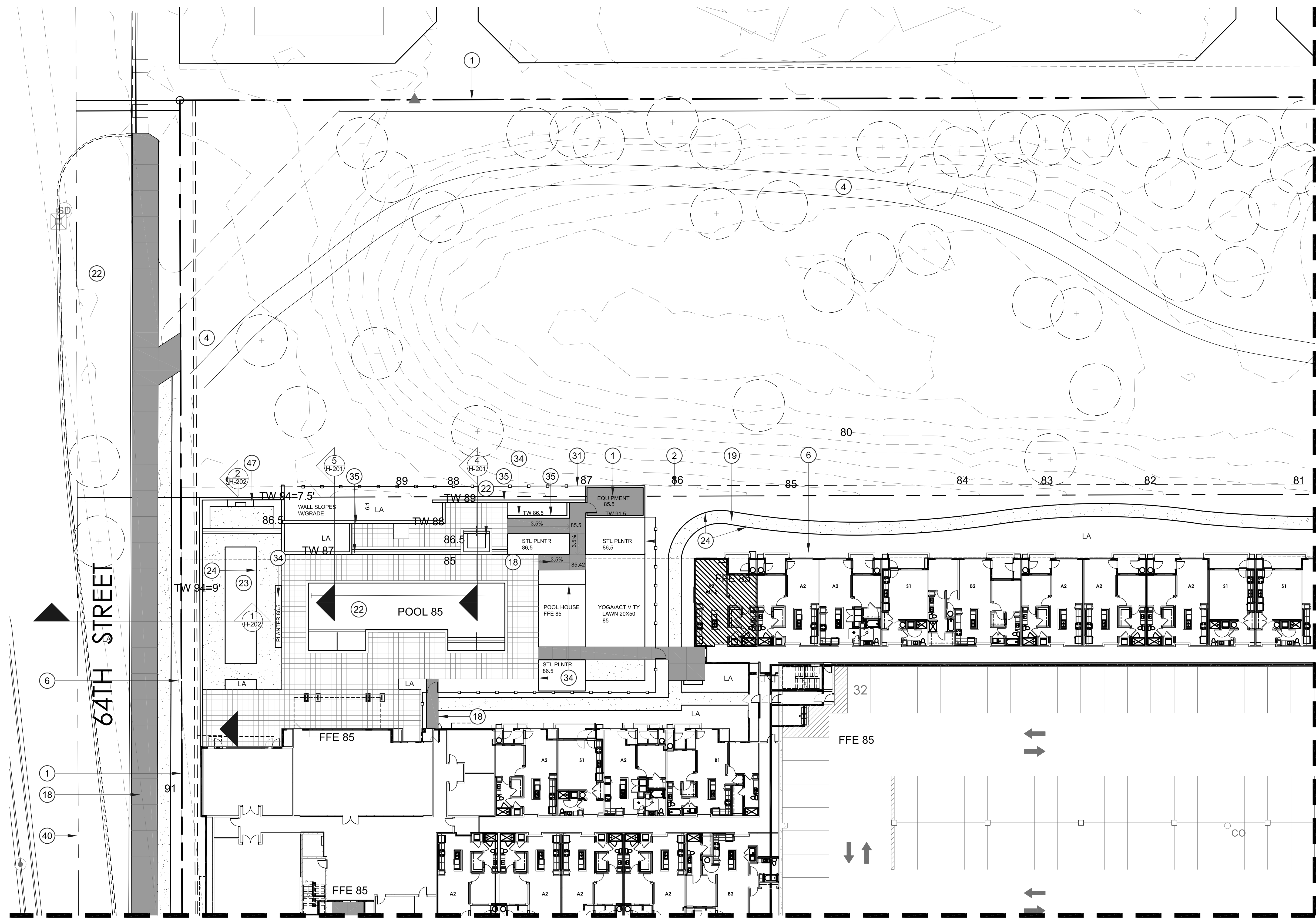
DESIGN REVIEW  
 2nd DRB SUBMITTAL

**PARTIAL HARDSCAPE PLAN**

**L1.2.1**

**KEYNOTES**

- 1 PROPERTY / R.O.W LINE
- 2 LIMIT OF CONSTRUCTION / DISTURBANCE
- 3 EXISTING OPEN SPACE
- 4 EXISTING PATH
- 5 ACCESS / UTILITY EASEMENT
- 6 BUILDING SETBACK.
- 7 FIRE HYDRANT - MAINTAIN 5' CLEAR PLANTING
- 8 PRECAST PAVERS - VEHICULAR USE. SEE DETAIL 6/H-301
- 9 TRANSFORMER
- 10 EXISTING GABION WALLS AND ART HEADWALL
- 11 SIGHT VISIBILITY TRIANGLE
- 12 UNDERGROUND UTILITY - SEE CIVIL DRAWINGS
- 13 RETENTION / DETENTION BASIN - SEE CIVIL DRAWINGS
- 14 EXISTING CANAL TRAIL
- 15 ASPHALT DRIVE - SEE CIVIL DRAWINGS
- 16 COLORED CONCRETE DRIVE - SEE HARDSCAPE LEGEND, SEE DETAIL 5/H-301
- 17 COLORED CONCRETE WALK - SEE HARDSCAPE LEGEND, SEE DETAIL 1/H-301
- 18 CONCRETE WALK - SEE HARDSCAPE LEGEND, SEE DETAIL 1/H-301
- 19 STABILIZED DECOMPOSED GRANITE - SEE HARDSCAPE LEGEND, SEE DETAIL 4/H-301
- 20 VALLEY GUTTER - SEE CIVIL
- 21 FLUSH SIDEWALK - DROP-OFF / LOADING ZONE
- 22 POOL/ SPA, SEE SHEET H-201
- 23 TURF AREA - SEE LANDSCAPE DRAWINGS
- 24 STEEL HEADER, SEE DETAIL 2/H-301
- 25 CONCRETE HEADER, SEE DETAIL 3/H-301
- 26 STONE MULCH SEE HARDSCAPE LEGEND, SEE DETAIL 2/H-302
- 27 TABLE DRIVE - SEE SEE DETAIL 5/H-301, REF. CIVIL DRAWINGS
- 28 ADA PARKING - SEE CIVIL DRAWINGS
- 29 ACCESSIBLE PATH
- 30 SHADE STRUCTURE SEE ARCHITECTURE DRAWINGS
- 31 POOL PERIMETER FENCE, SEE SHEET H-305
- 32 RESIDENTIAL FENCE AND GATES, SEE SHEET H-305
- 33 STEEL FOOTBRIDGE, SEE DETAIL 1/H-304
- 34 RAISED STEEL PLANTER, SEE DETAIL 1/H-303
- 35 C.I.P. / RETAINING WALL, SEE DETAIL 2/H-303
- 36 CMU WALL TO MATCH COMMERCIAL BUILDING
- 37 SEATWALL, SEE DETAIL 3/H-303
- 38 STEPS / CONCRETE HEADER
- 39 PUBLIC WORK STAND - BIKE KIOSK SARIS INFRASTRUCTURE, 800.783.7257
- 40 CITY BOUNDARY
- 41 PRECAST PAVER, SEE DETAIL 1/H-302
- 42 ORNAMENTAL STONE WALL & GATE, SEE SHEET H-304
- 43 ORNAMENTAL STONE WALL, SEE DETAIL 5 / H-302
- 44 OUTDOOR GRILL STATION, SEE DETAIL 5 / H-303
- 45 FIRE PIT, SEE DETAIL 4 / H-303
- 46 STONE WALL & GATE, SEE SHEET H-305
- 47 FIREPLACE, SEE DETAIL 6 / H-303
- LA LANDSCAPE AREA / SEE LANDSCAPE DRAWINGS



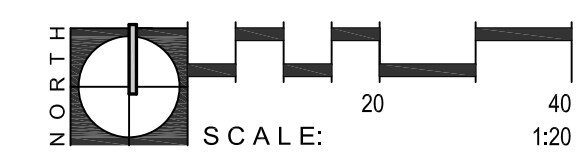
MATCHLINE - SEE SHEET L1.2.4


**HARDSCAPE ENLARGEMENT**

1:20 SCALE

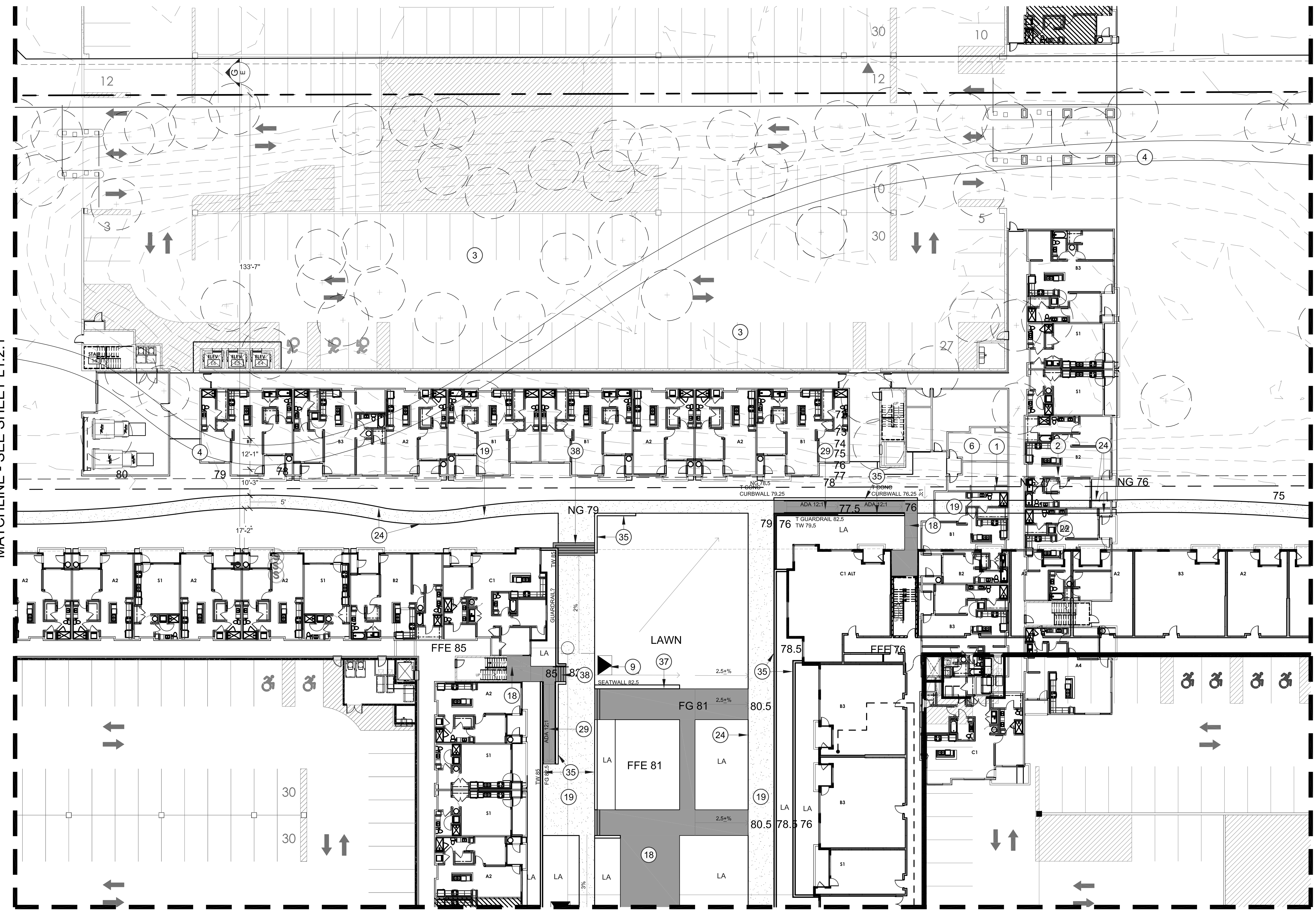
**HARDSCAPE LEGEND**

<p> PLAZA CONCRETE PAVING          INTEGRAL COLOR: DAVIS COLORS OUTBACK 677;          FINISH: ACID ETCH, SAWCUT JOINTS;          WWW.DAVISCOLORS.COM; 844-341-4780</p> <p> CONCRETE SIDEWALK          COLOR: NATURAL GREY;          FINISH: MEDIUM BROOM</p> <p> DRIVE AND BAND CONCRETE PAVING          INTEGRAL COLOR: DAVIS COLORS COBBLESTONE 870;          FINISH: EXPOSED AGGREGATE;          WWW.DAVISCOLORS.COM; 844-341-4780</p> <p> ENTRY DRIVE CONCRETE PAVING          INTEGRAL COLOR: DAVIS COLORS COBBLESTONE 870;          FINISH: LIGHT BROOM;          WWW.DAVISCOLORS.COM; 844-341-4780</p>	<p> STABILIZED DECOMPOSED GRANITE          COLOR: SANTA FE BROWN          WWW.PIONEERSAND.COM; 480-254-7904</p> <p> ACKER-STONE PERMEABLE PAVERS          COLOR: MESA BEIGE; FINISH: F.M;          THICKNESS: 8CM, MICRO CHAMFER;          PATTERN: MACHINE LAY HERRINGBONE;          WWW.ACKERSTONE.COM; 480-344-6910</p> <p> BOARDWALK CONCRETE PAVING          INTEGRAL COLOR: DAVIS COLORS 902@2LBS;          FINISH: ACID ETCH.          WWW.DAVISCOLORS.COM; 844-341-4780</p> <p> TABLE DRIVE CONCRETE PAVING          INTEGRAL COLOR: DAVIS COLORS GRAPHITE 8084;          FINISH: LIGHT BROOM;          WWW.DAVISCOLORS.COM; 844-341-4780</p>	<p> STONE MULCH (COBBLE)          COLOR: SANTA FE BROWN          MINIMUM DIMENSIONS 4" - 8"          WWW.PIONEERSAND.COM/PRODUCTS; 480-254-7904</p> <p> ARTISTIC PAVERS - SHELLOCK          COLOR: COOL WHITE          FINISH: POLISHED &amp; ANTIQUED          THICKNESS: 1-1/2"          PATTERN: TBD          WWW.ARTISTICPAVERS.COM;(305)-653-7511</p> <p> PORCELAIN TILE - AEQUA R11          COLOR: TO MATCH INTERIOR          FINISH: ANIT-SLIP          PATTERN: RUNNING BOND          WWW.ARIZONATILE.COM;(480)-991-3066</p>
---	---	---





- KEYNOTES**
- ① PROPERTY / R.O.W LINE
  - ② LIMIT OF CONSTRUCTION / DISTURBANCE
  - ③ EXISTING OPEN SPACE
  - ④ EXISTING PATH
  - ⑤ ACCESS / UTILITY EASEMENT
  - ⑥ BUILDING SETBACK.
  - ⑦ FIRE HYDRANT - MAINTAIN 5' CLEAR PLANTING
  - ⑧ PRECAST PAVERS - VEHICULAR USE. SEE DETAIL 6/H-301
  - ⑨ TRANSFORMER
  - ⑩ EXISTING GABION WALLS AND ART HEADWALL
  - ⑪ SIGHT VISIBILITY TRIANGLE
  - ⑫ UNDERGROUND UTILITY - SEE CIVIL DRAWINGS
  - ⑬ RETENTION / DETENTION BASIN - SEE CIVIL DRAWINGS
  - ⑭ EXISTING CANAL TRAIL
  - ⑮ ASPHALT DRIVE - SEE CIVIL DRAWINGS
  - ⑯ COLORED CONCRETE DRIVE - SEE HARDSCAPE LEGEND, SEE DETAIL 5/H-301
  - ⑰ COLORED CONCRETE WALK - SEE HARDSCAPE LEGEND, SEE DETAIL 1/H-301
  - ⑱ CONCRETE WALK - SEE HARDSCAPE LEGEND, SEE DETAIL 1/H-301
  - ⑲ STABILIZED DECOMPOSED GRANITE - SEE HARDSCAPE LEGEND, SEE DETAIL 4/H-301
  - ⑳ VALLEY GUTTER - SEE CIVIL
  - ㉑ FLUSH SIDEWALK - DROP-OFF / LOADING ZONE
  - ㉒ POOL / SPA, SEE SHEET H-201
  - ㉓ TURF AREA - SEE LANDSCAPE DRAWINGS
  - ㉔ STEEL HEADER, SEE DETAIL 2/H-301
  - ㉕ CONCRETE HEADER, SEE DETAIL 3/H-301
  - ㉖ STONE MULCH SEE HARDSCAPE LEGEND, SEE DETAIL 2/H-302
  - ㉗ TABLED DRIVE - SEE SEE DETAIL 5/H-301, REF. CIVIL DRAWINGS
  - ㉘ ADA PARKING - SEE CIVIL DRAWINGS
  - ㉙ ACCESSIBLE PATH
  - ㉚ SHADE STRUCTURE SEE ARCHITECTURE DRAWINGS
  - ㉛ POOL PERIMETER FENCE, SEE SHEET H-305
  - ㉜ RESIDENTIAL FENCE AND GATES, SEE SHEET H-305
  - ㉝ STEEL FOOTBRIDGE, SEE DETAIL 1/H-304
  - ㉞ RAISED STEEL PLANTER, SEE DETAIL 1/H-303
  - ㉟ C.I.P. / RETAINING WALL, SEE DETAIL 2/H-303
  - ㊱ CMU WALL TO MATCH COMMERCIAL BUILDING
  - ㊲ SEATWALL, SEE DETAIL 3/H-303
  - ㊳ STEPS / CONCRETE HEADER
  - ㊴ PUBLIC WORK STAND - BIKE KIOSK SARIS INFRASTRUCTURE, 800.783.7257
  - ㊵ CITY BOUNDARY
  - ㊶ PRECAST PAVER, SEE DETAIL 1/H-302
  - ㊷ ORNAMENTAL STONE WALL & GATE, SEE SHEET H-304
  - ㊸ ORNAMENTAL STONE WALL, SEE DETAIL 5 / H-302
  - ㊹ OUTDOOR GRILL STATION, SEE DETAIL 5 / H-303
  - ㊺ FIRE PIT, SEE DETAIL 4 / H-303
  - ㊻ STONE WALL & GATE, SEE SHEET H-305
  - ㊼ FIREPLACE, SEE DETAIL 6 / H-303
  - ㊽ LANDSCAPE AREA / SEE LANDSCAPE DRAWINGS

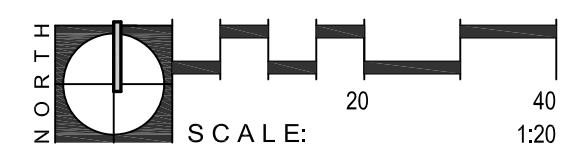


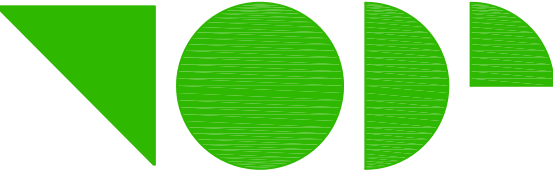
**HARDSCAPE ENLARGEMENT**

1:20 SCALE

**HARDSCAPE LEGEND**

<p> PLAZA CONCRETE PAVING          INTEGRAL COLOR: DAVIS COLORS OUTBACK 677;          FINISH: ACID ETCH, SAWCUT JOINTS;          WWW.DAVISCOLORS.COM; 844-341-4780</p> <p> CONCRETE SIDEWALK          COLOR: NATURAL GREY;          FINISH: MEDIUM BROOM</p> <p> DRIVE AND BAND CONCRETE PAVING          INTEGRAL COLOR: DAVIS COLORS COBBLESTONE 870;          FINISH: EXPOSED AGGREGATE;          WWW.DAVISCOLORS.COM; 844-341-4780</p> <p> ENTRY DRIVE CONCRETE PAVING          INTEGRAL COLOR: DAVIS COLORS COBBLESTONE 870;          FINISH: LIGHT BROOM;          WWW.DAVISCOLORS.COM; 844-341-4780</p>	<p> STABILIZED DECOMPOSED GRANITE          COLOR: SANTA FE BROWN          WWW.PIONEERSAND.COM; 480-254-7904</p> <p> ACKER-STONE PERMEABLE PAVERS          COLOR: MESA BEIGE; FINISH: F.M;          THICKNESS: 8CM, MICRO CHAMFER;          PATTERN: MACHINE LAY HERRINGBONE;          WWW.ACKERSTONE.COM; 480-344-6910</p> <p> BOARDWALK CONCRETE PAVING          INTEGRAL COLOR: DAVIS COLORS 902@2LBS;          FINISH: ACID ETCH.          WWW.DAVISCOLORS.COM; 844-341-4780</p> <p> TABLE DRIVE CONCRETE PAVING          INTEGRAL COLOR: DAVIS COLORS GRAPHITE 8084;          FINISH: LIGHT BROOM;          WWW.DAVISCOLORS.COM; 844-341-4780</p>	<p> STONE MULCH (COBBLE)          COLOR: SANTA FE BROWN          MINIMUM DIMENSIONS 4" - 8"          WWW.PIONEERSAND.COM/PRODUCTS; 480-254-7904</p> <p> ARTISTIC PAVERS - SHELLOCK          COLOR: COOL WHITE          FINISH: POLISHED &amp; ANTIQUED          THICKNESS: 1-1/2"          PATTERN: TBD          WWW.ARTISTICPAVERS.COM;(305)-653-7511</p> <p> PORCELAIN TILE - AEQUA R11          COLOR: TO MATCH INTERIOR          FINISH: ANIT-SLIP          PATTERN: RUNNING BOND          WWW.ARIZONATILE.COM;(480)-991-3066</p>
---	---	---





**TODD & ASSOCIATES, INC.**  
 Critical Thinking • Creative Design  
 Architecture Planning  
 Landscape Architecture  
 4019 North 44th Street  
 Phoenix, AZ 85018  
 602-952-8280p 602-952-8995f  
 www.toddassoc.com  
 Copyright 2019 Todd & Associates, Inc.

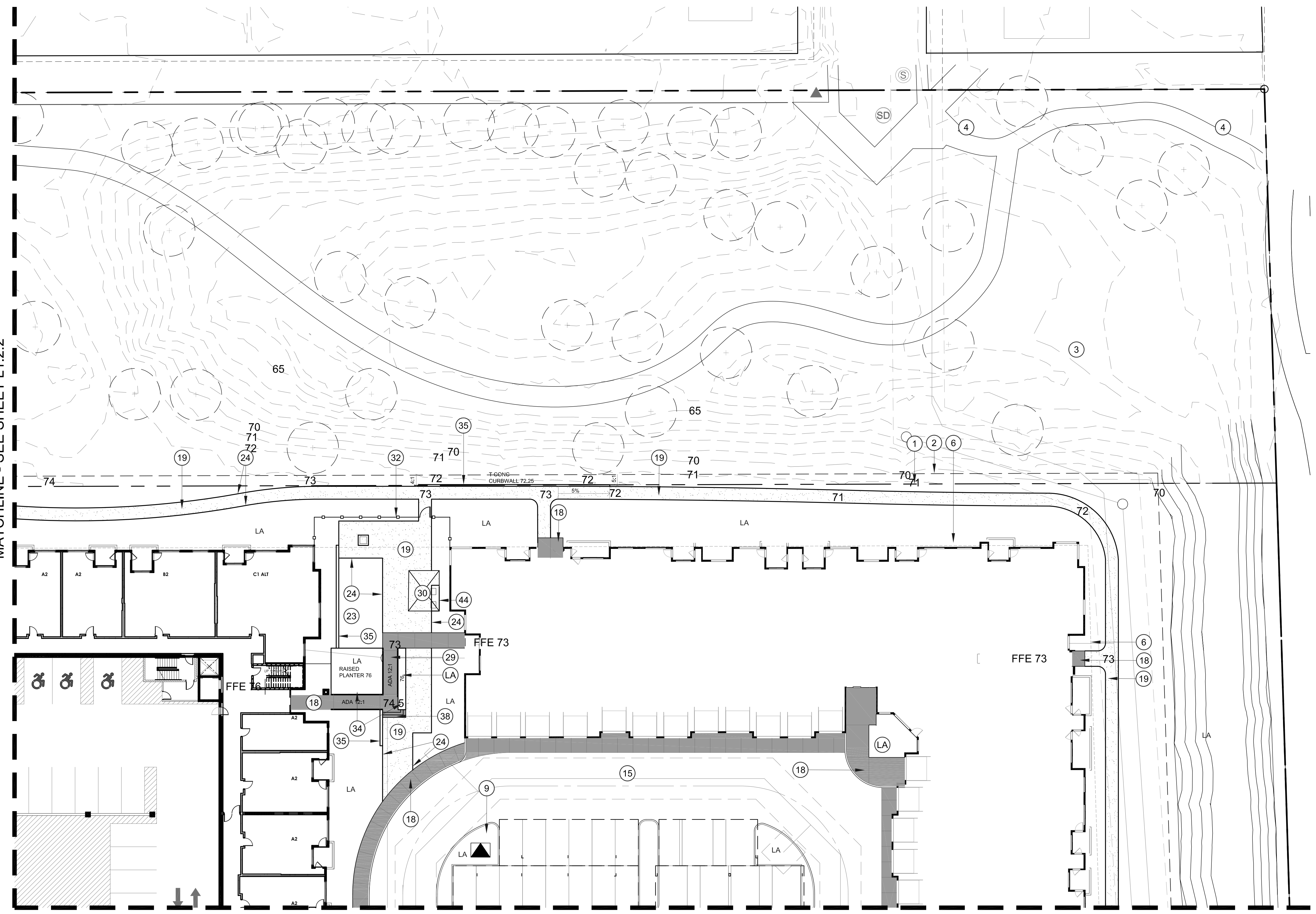
**FLOOR**  
 associates  
 1425 N. First Street  
 Second Floor  
 Phoenix, AZ 85004  
 602.462.1425  
 602.462.1427

**DATE**  
 12.20.19  
 Proj Mgr. BM  
 Dwn By:

DESIGN REVIEW  
 2nd DRB SUBMITTAL

**PARTIAL HARDSCAPE**  
**PLAN**  
**L1.2.3**

- KEYNOTES**
- 1 PROPERTY / R.O.W LINE
  - 2 LIMIT OF CONSTRUCTION / DISTURBANCE
  - 3 EXISTING OPEN SPACE
  - 4 EXISTING PATH
  - 5 ACCESS / UTILITY EASEMENT
  - 6 BUILDING SETBACK.
  - 7 FIRE HYDRANT - MAINTAIN 5' CLEAR PLANTING
  - 8 PRECAST PAVERS - VEHICULAR USE. SEE DETAIL 6/H-301
  - 9 TRANSFORMER
  - 10 EXISTING GABION WALLS AND ART HEADWALL
  - 11 SIGHT VISIBILITY TRIANGLE
  - 12 UNDERGROUND UTILITY - SEE CIVIL DRAWINGS
  - 13 RETENTION / DETENTION BASIN - SEE CIVIL DRAWINGS
  - 14 EXISTING CANAL TRAIL
  - 15 ASPHALT DRIVE - SEE CIVIL DRAWINGS
  - 16 COLORED CONCRETE DRIVE - SEE HARDSCAPE LEGEND, SEE DETAIL 5/H-301
  - 17 COLORED CONCRETE WALK - SEE HARDSCAPE LEGEND, SEE DETAIL 1/H-301
  - 18 CONCRETE WALK - SEE HARDSCAPE LEGEND, SEE DETAIL 1/H-301
  - 19 STABILIZED DECOMPOSED GRANITE - SEE HARDSCAPE LEGEND, SEE DETAIL 4/H-301
  - 20 VALLEY GUTTER - SEE CIVIL
  - 21 FLUSH SIDEWALK - DROP-OFF / LOADING ZONE
  - 22 POOL / SPA, SEE SHEET H-201
  - 23 TURF AREA - SEE LANDSCAPE DRAWINGS
  - 24 STEEL HEADER, SEE DETAIL 2/H-301
  - 25 CONCRETE HEADER, SEE DETAIL 3/H-301
  - 26 STONE MULCH SEE HARDSCAPE LEGEND, SEE DETAIL 2/H-302
  - 27 TABLED DRIVE - SEE SEE DETAIL 5/H-301, REF. CIVIL DRAWINGS
  - 28 ADA PARKING - SEE CIVIL DRAWINGS
  - 29 ACCESSIBLE PATH
  - 30 SHADE STRUCTURE SEE ARCHITECTURE DRAWINGS
  - 31 POOL PERIMETER FENCE, SEE SHEET H-305
  - 32 RESIDENTIAL FENCE AND GATES, SEE SHEET H-305
  - 33 STEEL FOOTBRIDGE, SEE DETAIL 1/H-304
  - 34 RAISED STEEL PLANTER, SEE DETAIL 1/H-303
  - 35 C.I.P. / RETAINING WALL, SEE DETAIL 2/H-303
  - 36 CMU WALL TO MATCH COMMERCIAL BUILDING
  - 37 SEATWALL, SEE DETAIL 3/H-303
  - 38 STEPS / CONCRETE HEADER
  - 39 PUBLIC WORK STAND - BIKE KIOSK SARIS INFRASTRUCTURE, 800.783.7257
  - 40 CITY BOUNDARY
  - 41 PRECAST PAVER, SEE DETAIL 1/H-302
  - 42 ORNAMENTAL STONE WALL & GATE, SEE SHEET H-304
  - 43 ORNAMENTAL STONE WALL, SEE DETAIL 5 / H-302
  - 44 OUTDOOR GRILL STATION, SEE DETAIL 5 / H-303
  - 45 FIRE PIT, SEE DETAIL 4 / H-303
  - 46 STONE WALL & GATE, SEE SHEET H-305
  - 47 FIREPLACE, SEE DETAIL 6 / H-303
  - (LA) LANDSCAPE AREA / SEE LANDSCAPE DRAWINGS

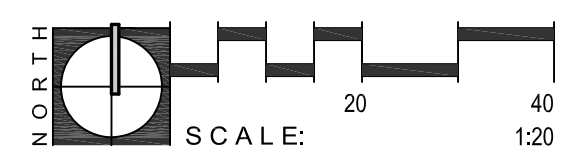


**HARDSCAPE ENLARGEMENT**

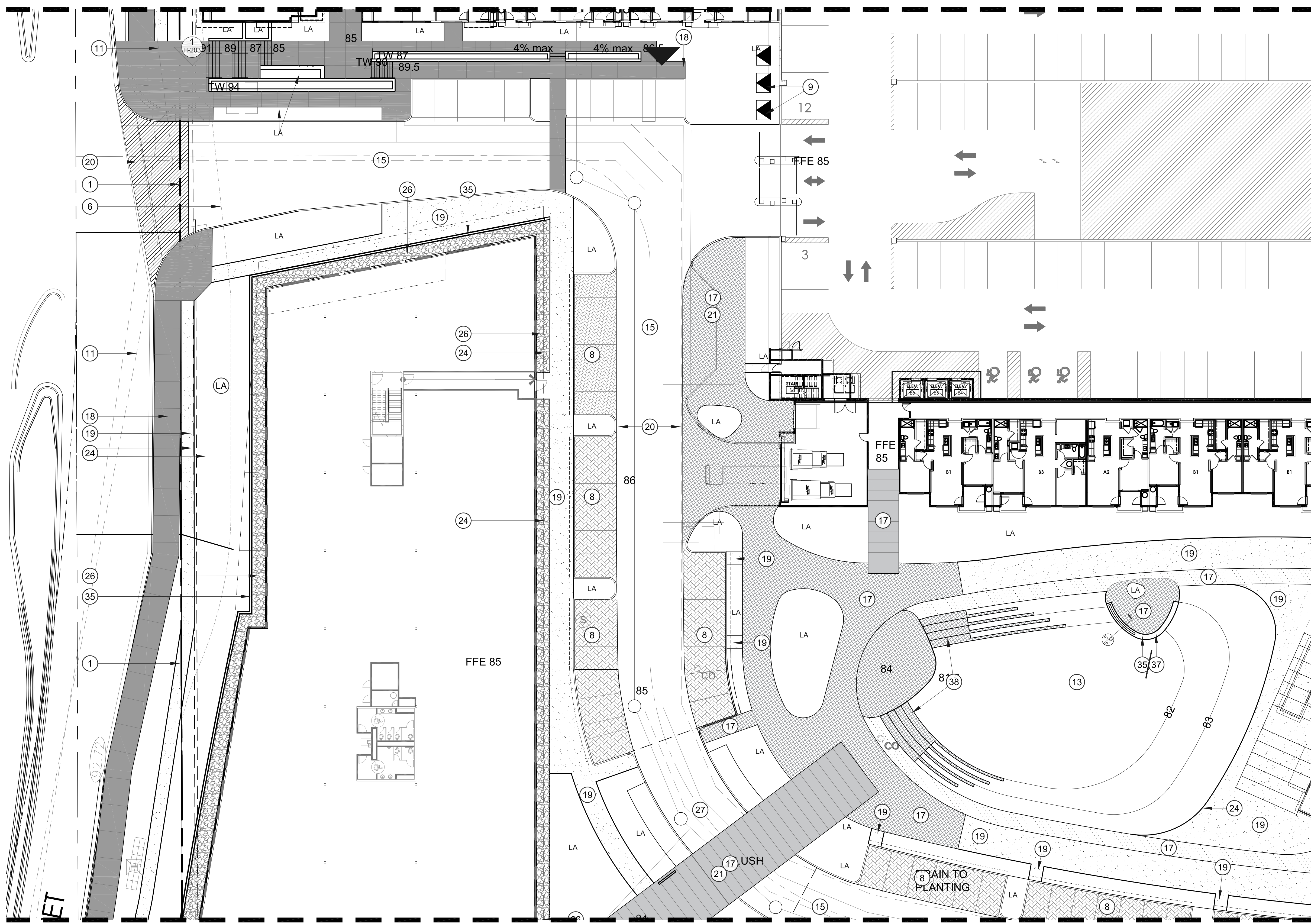
1:20 SCALE

**HARDSCAPE LEGEND**

<p> PLAZA CONCRETE PAVING          INTEGRAL COLOR: DAVIS COLORS OUTBACK 677;          FINISH: ACID ETCH, SAWCUT JOINTS;          WWW.DAVISCOLORS.COM; 844-341-4780</p> <p> CONCRETE SIDEWALK          COLOR: NATURAL GREY;          FINISH: MEDIUM BROOM</p> <p> DRIVE AND BAND CONCRETE PAVING          INTEGRAL COLOR: DAVIS COLORS COBBLESTONE 870;          FINISH: EXPOSED AGGREGATE;          WWW.DAVISCOLORS.COM; 844-341-4780</p> <p> ENTRY DRIVE CONCRETE PAVING          INTEGRAL COLOR: DAVIS COLORS COBBLESTONE 870;          FINISH: LIGHT BROOM;          WWW.DAVISCOLORS.COM; 844-341-4780</p>	<p> STABILIZED DECOMPOSED GRANITE          COLOR: SANTA FE BROWN          WWW.PIONEERSAND.COM; 480-254-7904</p> <p> ACKER-STONE PERMEABLE PAVERS          COLOR: MESA BEIGE; FINISH: F.M;          THICKNESS: 8CM, MICRO CHAMFER;          PATTERN: MACHINE LAY HERRINGBONE;          WWW.ACKERSTONE.COM; 480-344-6910</p> <p> BOARDWALK CONCRETE PAVING          INTEGRAL COLOR: DAVIS COLORS 902@2LBS;          FINISH: ACID ETCH.          WWW.DAVISCOLORS.COM; 844-341-4780</p> <p> TABLE DRIVE CONCRETE PAVING          INTEGRAL COLOR: DAVIS COLORS GRAPHITE 8084;          FINISH: LIGHT BROOM;          WWW.DAVISCOLORS.COM; 844-341-4780</p>	<p> STONE MULCH (COBBLE)          COLOR: SANTA FE BROWN          MINIMUM DIMENSIONS 4" - 8"          WWW.PIONEERSAND.COM/PRODUCTS; 480-254-7904</p> <p> ARTISTIC PAVERS - SHELLOCK          COLOR: COOL WHITE          FINISH: POLISHED &amp; ANTIQUED          THICKNESS: 1-1/2"          PATTERN: TBD          WWW.ARTISTICPAVERS.COM;(305)-653-7511</p> <p> PORCELAIN TILE - AEQUA R11          COLOR: TO MATCH INTERIOR          FINISH: ANIT-SLIP          PATTERN: RUNNING BOND          WWW.ARIZONATILE.COM;(480)-991-3066</p>
---	---	---



MATCHLINE - SEE SHEET L1.2.1



MATCHLINE - SEE SHEET L1.2.7

KEYNOTES

- 1 PROPERTY / R.O.W LINE
- 2 LIMIT OF CONSTRUCTION / DISTURBANCE
- 3 EXISTING OPEN SPACE
- 4 EXISTING PATH
- 5 ACCESS / UTILITY EASEMENT
- 6 BUILDING SETBACK.
- 7 FIRE HYDRANT - MAINTAIN 5' CLEAR PLANTING
- 8 PRECAST PAVERS - VEHICULAR USE. SEE DETAIL 6/H-301
- 9 TRANSFORMER
- 10 EXISTING GABION WALLS AND ART HEADWALL
- 11 SIGHT VISIBILITY TRIANGLE
- 12 UNDERGROUND UTILITY - SEE CIVIL DRAWINGS
- 13 RETENTION / DETENTION BASIN - SEE CIVIL DRAWINGS
- 14 EXISTING CANAL TRAIL
- 15 ASPHALT DRIVE - SEE CIVIL DRAWINGS
- 16 COLORED CONCRETE DRIVE - SEE HARDSCAPE LEGEND, SEE DETAIL 5/H-301
- 17 COLORED CONCRETE WALK - SEE HARDSCAPE LEGEND, SEE DETAIL 1/H-301
- 18 CONCRETE WALK - SEE HARDSCAPE LEGEND, SEE DETAIL 1/H-301
- 19 STABILIZED DECOMPOSED GRANITE - SEE HARDSCAPE LEGEND, SEE DETAIL 4/H-301
- 20 VALLEY GUTTER - SEE CIVIL
- 21 FLUSH SIDEWALK - DROP-OFF / LOADING ZONE
- 22 POOL/ SPA, SEE SHEET H-201
- 23 TURF AREA - SEE LANDSCAPE DRAWINGS
- 24 STEEL HEADER, SEE DETAIL 2/H-301
- 25 CONCRETE HEADER, SEE DETAIL 3/H-301
- 26 STONE MULCH SEE HARDSCAPE LEGEND, SEE DETAIL 2/H-302
- 27 TABLED DRIVE - SEE SEE DETAIL 5/H-301, REF.CIVIL DRAWINGS
- 28 ADA PARKING - SEE CIVIL DRAWINGS
- 29 ACCESSIBLE PATH
- 30 SHADE STRUCTURE SEE ARCHITECTURE DRAWINGS
- 31 POOL PERIMETER FENCE, SEE SHEET H-305
- 32 RESIDENTIAL FENCE AND GATES, SEE SHEET H-305
- 33 STEEL FOOTBRIDGE, SEE DETAIL 1/H-304
- 34 RAISED STEEL PLANTER, SEE DETAIL 1/H-303
- 35 C.I.P. / RETAINING WALL, SEE DETAIL 2/H-303
- 36 CMU WALL TO MATCH COMMERCIAL BUILDING
- 37 SEATWALL, SEE DETAIL 3/H-303
- 38 STEPS / CONCRETE HEADER
- 39 PUBLIC WORK STAND - BIKE KIOSK SARIS INFRASTRUCTURE, 800.783.7257
- 40 CITY BOUNDARY
- 41 PRECAST PAVER, SEE DETAIL 1/H-302
- 42 ORNAMENTAL STONE WALL & GATE, SEE SHEET H-304
- 43 ORNAMENTAL STONE WALL, SEE DETAIL 5 / H-302
- 44 OUTDOOR GRILL STATION, SEE DETAIL 5 / H-303
- 45 FIRE PIT, SEE DETAIL 4 / H-303
- 46 STONE WALL & GATE, SEE SHEET H-305
- 47 FIREPLACE, SEE DETAIL 6 / H-303
- (LA) LANDSCAPE AREA / SEE LANDSCAPE DRAWINGS

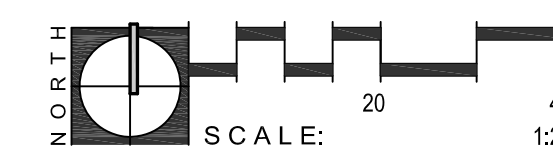
MATCHLINE - SEE SHEET L1.2.5

HARDSCAPE ENLARGEMENT

1:20 SCALE


HARDSCAPE LEGEND

	PLAZA CONCRETE PAVING INTEGRAL COLOR: DAVIS COLORS OUTBACK 677; FINISH: ACID ETCH, SAWCUT JOINTS; WWW.DAVISCOLORS.COM; 844-341-4780		STABILIZED DECOMPOSED GRANITE COLOR: SANTA FE BROWN WWW.PIONEERSAND.COM; 480-254-7904		STONE MULCH (COBBLE) COLOR: SANTA FE BROWN MINIMUM DIMENSIONS 4" - 8" WWW.PIONEERSAND.COM/PRODUCTS; 480-254-7904
	CONCRETE SIDEWALK COLOR: NATURAL GREY; FINISH: MEDIUM BROOM		ACKER-STONE PERMEABLE PAVERS COLOR: MESA BEIGE; FINISH: F.M; THICKNESS: 8CM, MICRO CHAMFER; PATTERN: MACHINE LAY HERRINGBONE; WWW.ACKERSTONE.COM; 480-344-6910		ARTISTIC PAVERS - SHELLOCK COLOR: COOL WHITE FINISH: POLISHED & ANTIQUED THICKNESS: 1-1/2" PATTERN: TBD WWW.ARTISTICPAVERS.COM;(305)-653-7511
	DRIVE AND BAND CONCRETE PAVING INTEGRAL COLOR: DAVIS COLORS COBBLESTONE 870; FINISH: EXPOSED AGGREGATE; WWW.DAVISCOLORS.COM; 844-341-4780		BOARDWALK CONCRETE PAVING INTEGRAL COLOR: DAVIS COLORS 902@2LBS; FINISH: ACID ETCH. WWW.DAVISCOLORS.COM; 844-341-4780		PORCELAIN TILE - AEQUA R11 COLOR: TO MATCH INTERIOR FINISH: ANIT-SLIP PATTERN: RUNNING BOND WWW.ARIZONATILE.COM;(480)-991-3066
	ENTRY DRIVE CONCRETE PAVING INTEGRAL COLOR: DAVIS COLORS COBBLESTONE 870; FINISH: LIGHT BROOM; WWW.DAVISCOLORS.COM; 844-341-4780		TABLE DRIVE CONCRETE PAVING INTEGRAL COLOR: DAVIS COLORS GRAPHITE 8084; FINISH: LIGHT BROOM; WWW.DAVISCOLORS.COM; 844-341-4780		



PROJECT NO. 18-2047-01  
**SCOTTSDALE ENTRADA**  
 Mcdowell Rd. & 64th St.  
 Scottsdale, Arizona

CLIENT **Bridge Banyan**  
**Qualified Opportunity**  
**Zone Business I, LLC.**  
 2411 3rd St, Unit E  
 Santa Monica, CA 90405



CONTACT **TODD & ASSOCIATES, INC.**  
 Critical Thinking • Creative Design  
 Architecture Planning  
 Landscape Architecture  
 4019 North 44th Street  
 Phoenix, AZ 85018  
 602-952-8280p 602-952-8995f  
 www.toddassoc.com  
 Copyright 2019 Todd & Associates, Inc.

**FLOOR**  
 associates  
 1425 N. First Street  
 Second Floor  
 Phoenix, AZ 85004  
 602.462.1425  
 602.462.1427

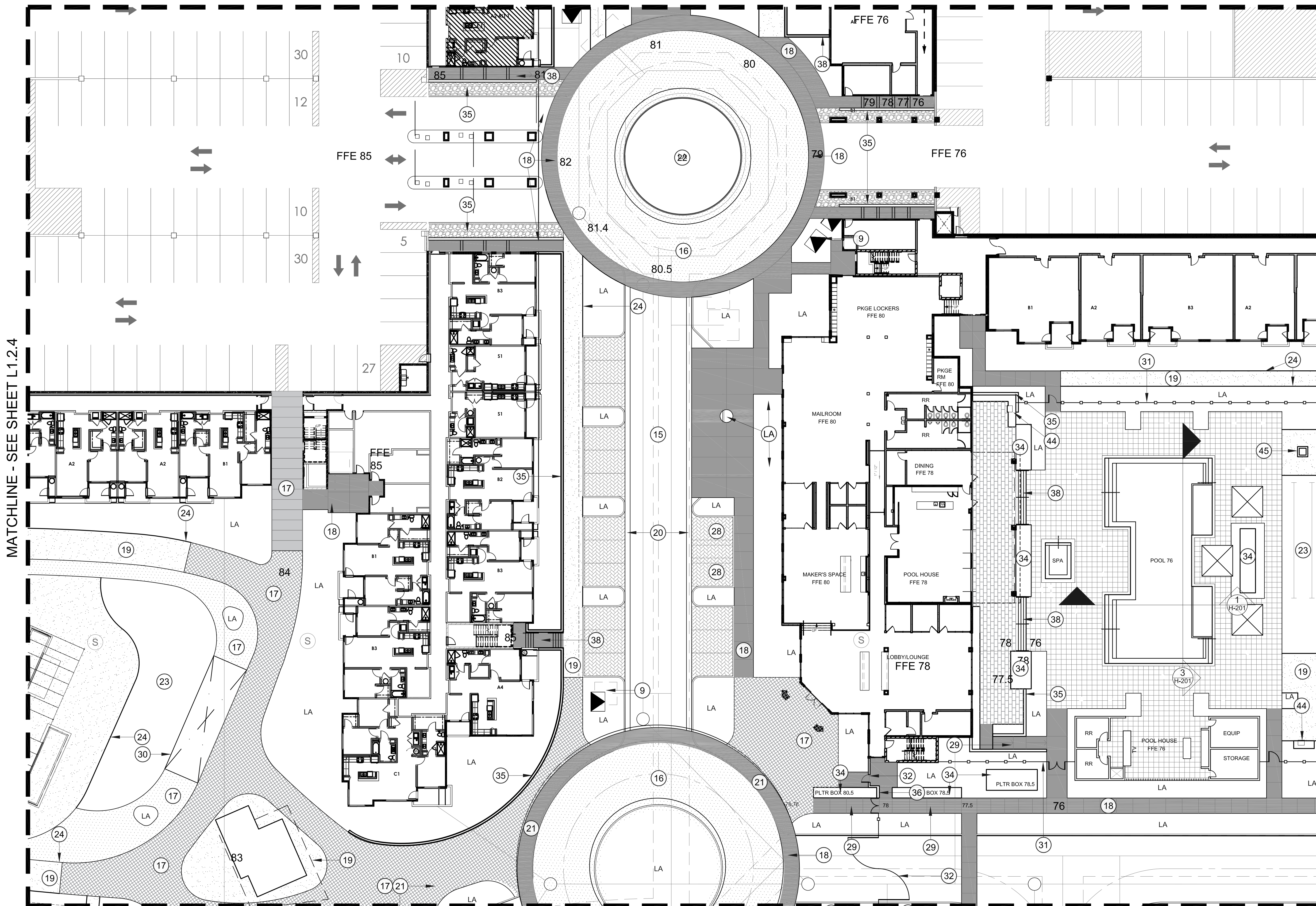
DATE **12.20.19**  
 Proj Mgr. BM  
 Dwn By:

DESIGN REVIEW  
 2nd DRB SUBMITTAL

PARTIAL HARDSCAPE  
 PLAN

**L1.2.4**

MATCHLINE - SEE SHEET L1.2.2



MATCHLINE - SEE SHEET L1.2.8

- KEYNOTES**
- 1 PROPERTY / R.O.W LINE
  - 2 LIMIT OF CONSTRUCTION / DISTURBANCE
  - 3 EXISTING OPEN SPACE
  - 4 EXISTING PATH
  - 5 ACCESS / UTILITY EASEMENT
  - 6 BUILDING SETBACK.
  - 7 FIRE HYDRANT - MAINTAIN 5' CLEAR PLANTING
  - 8 PRECAST PAVERS - VEHICULAR USE. SEE DETAIL 6/H-301
  - 9 TRANSFORMER
  - 10 EXISTING GABION WALLS AND ART HEADWALL
  - 11 SIGHT VISIBILITY TRIANGLE
  - 12 UNDERGROUND UTILITY - SEE CIVIL DRAWINGS
  - 13 RETENTION / DETENTION BASIN - SEE CIVIL DRAWINGS
  - 14 EXISTING CANAL TRAIL
  - 15 ASPHALT DRIVE - SEE CIVIL DRAWINGS
  - 16 COLORED CONCRETE DRIVE - SEE HARDSCAPE LEGEND, SEE DETAIL 5/H-301
  - 17 COLORED CONCRETE WALK - SEE HARDSCAPE LEGEND, SEE DETAIL 1/H-301
  - 18 CONCRETE WALK - SEE HARDSCAPE LEGEND, SEE DETAIL 1/H-301
  - 19 STABILIZED DECOMPOSED GRANITE - SEE HARDSCAPE LEGEND, SEE DETAIL 4/H-301
  - 20 VALLEY GUTTER - SEE CIVIL
  - 21 FLUSH SIDEWALK - DROP-OFF / LOADING ZONE
  - 22 POOL/ SPA, SEE SHEET H-201
  - 23 TURF AREA - SEE LANDSCAPE DRAWINGS
  - 24 STEEL HEADER, SEE DETAIL 2/H-301
  - 25 CONCRETE HEADER, SEE DETAIL 3/H-301
  - 26 STONE MULCH SEE HARDSCAPE LEGEND, SEE DETAIL 2/H-302
  - 27 TABLED DRIVE - SEE SEE DETAIL 5/H-301, REF.CIVIL DRAWINGS
  - 28 ADA PARKING - SEE CIVIL DRAWINGS
  - 29 ACCESSIBLE PATH
  - 30 SHADE STRUCTURE SEE ARCHITECTURE DRAWINGS
  - 31 POOL PERIMETER FENCE, SEE SHEET H-305
  - 32 RESIDENTIAL FENCE AND GATES, SEE SHEET H-305
  - 33 STEEL FOOTBRIDGE, SEE DETAIL 1/H-304
  - 34 RAISED STEEL PLANTER, SEE DETAIL 1/H-303
  - 35 C.I.P. / RETAINING WALL, SEE DETAIL 2/H-303
  - 36 CMU WALL TO MATCH COMMERCIAL BUILDING
  - 37 SEATWALL, SEE DETAIL 3/H-303
  - 38 STEPS / CONCRETE HEADER
  - 39 PUBLIC WORK STAND - BIKE KIOSK SARIS INFRASTRUCTURE, 800.783.7257
  - 40 CITY BOUNDARY
  - 41 PRECAST PAVER, SEE DETAIL 1/H-302
  - 42 ORNAMENTAL STONE WALL & GATE, SEE SHEET H-304
  - 43 ORNAMENTAL STONE WALL, SEE DETAIL 5 / H-302
  - 44 OUTDOOR GRILL STATION, SEE DETAIL 5 / H-303
  - 45 FIRE PIT, SEE DETAIL 4 / H-303
  - 46 STONE WALL & GATE, SEE SHEET H-305
  - 47 FIREPLACE, SEE DETAIL 6 / H-303
  - (LA) LANDSCAPE AREA / SEE LANDSCAPE DRAWINGS

MATCHLINE - SEE SHEET L1.2.4

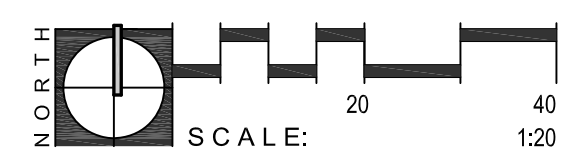
MATCHLINE - SEE SHEET L1.2.6

**HARDSCAPE ENLARGEMENT**

1:20 SCALE


**HARDSCAPE LEGEND**

<p> PLAZA CONCRETE PAVING INTEGRAL COLOR: DAVIS COLORS OUTBACK 677; FINISH: ACID ETCH, SAWCUT JOINTS; WWW.DAVISCOLORS.COM; 844-341-4780</p> <p> CONCRETE SIDEWALK COLOR: NATURAL GREY; FINISH: MEDIUM BROOM</p> <p> DRIVE AND BAND CONCRETE PAVING INTEGRAL COLOR: DAVIS COLORS COBBLESTONE 870; FINISH: EXPOSED AGGREGATE; WWW.DAVISCOLORS.COM; 844-341-4780</p> <p> ENTRY DRIVE CONCRETE PAVING INTEGRAL COLOR: DAVIS COLORS COBBLESTONE 870; FINISH: LIGHT BROOM; WWW.DAVISCOLORS.COM; 844-341-4780</p>	<p> STABILIZED DECOMPOSED GRANITE COLOR: SANTA FE BROWN WWW.PIONEERSAND.COM; 480-254-7904</p> <p> ACKER-STONE PERMEABLE PAVERS COLOR: MESA BEIGE; FINISH: F.M; THICKNESS: 8CM, MICRO CHAMFER; PATTERN: MACHINE LAY HERRINGBONE; WWW.ACKERSTONE.COM; 480-344-6910</p> <p> BOARDWALK CONCRETE PAVING INTEGRAL COLOR: DAVIS COLORS 902@2LBS; FINISH: ACID ETCH; WWW.DAVISCOLORS.COM; 844-341-4780</p> <p> TABLE DRIVE CONCRETE PAVING INTEGRAL COLOR: DAVIS COLORS GRAPHITE 8084; FINISH: LIGHT BROOM; WWW.DAVISCOLORS.COM; 844-341-4780</p>	<p> STONE MULCH (COBBLE) COLOR: SANTA FE BROWN MINIMUM DIMENSIONS 4" - 8" WWW.PIONEERSAND.COM/PRODUCTS; 480-254-7904</p> <p> ARTISTIC PAVERS - SHELLOCK COLOR: COOL WHITE FINISH: POLISHED &amp; ANTIQUED THICKNESS: 1-3/4" PATTERN: TBD WWW.ARTISTICPAVERS.COM;(305)-653-7511</p> <p> PORCELAIN TILE - AEQUA R11 COLOR: TO MATCH INTERIOR FINISH: ANIT-SLIP PATTERN: RUNNING BOND WWW.ARIZONATILE.COM;(480)-991-3066</p>
--	---	---



**PROJECT**  
NO. 18-2047-01  
**SCOTTSDALE ENTRADA**  
Mcdowell Rd. & 64th St.  
Scottsdale, Arizona

**CLIENT**  
**Bridge Banyan**  
Qualified Opportunity  
Zone Business I, LLC.  
2411 3rd St, Unit E  
Santa Monica, CA 90405



**CONTACT**  
**TODD & ASSOCIATES, INC.**  
Critical Thinking + Creative Design  
Architecture Planning  
Landscape Architecture  
4019 North 44th Street  
Phoenix, AZ 85018  
602-952-8280p 602-952-8995f  
www.toddassoc.com  
Copyright 2019 Todd & Associates, Inc.

**FLOOR associates**  
1425 N. First Street  
Second Floor  
Phoenix, AZ 85004  
602.462.1425  
602.462.1427

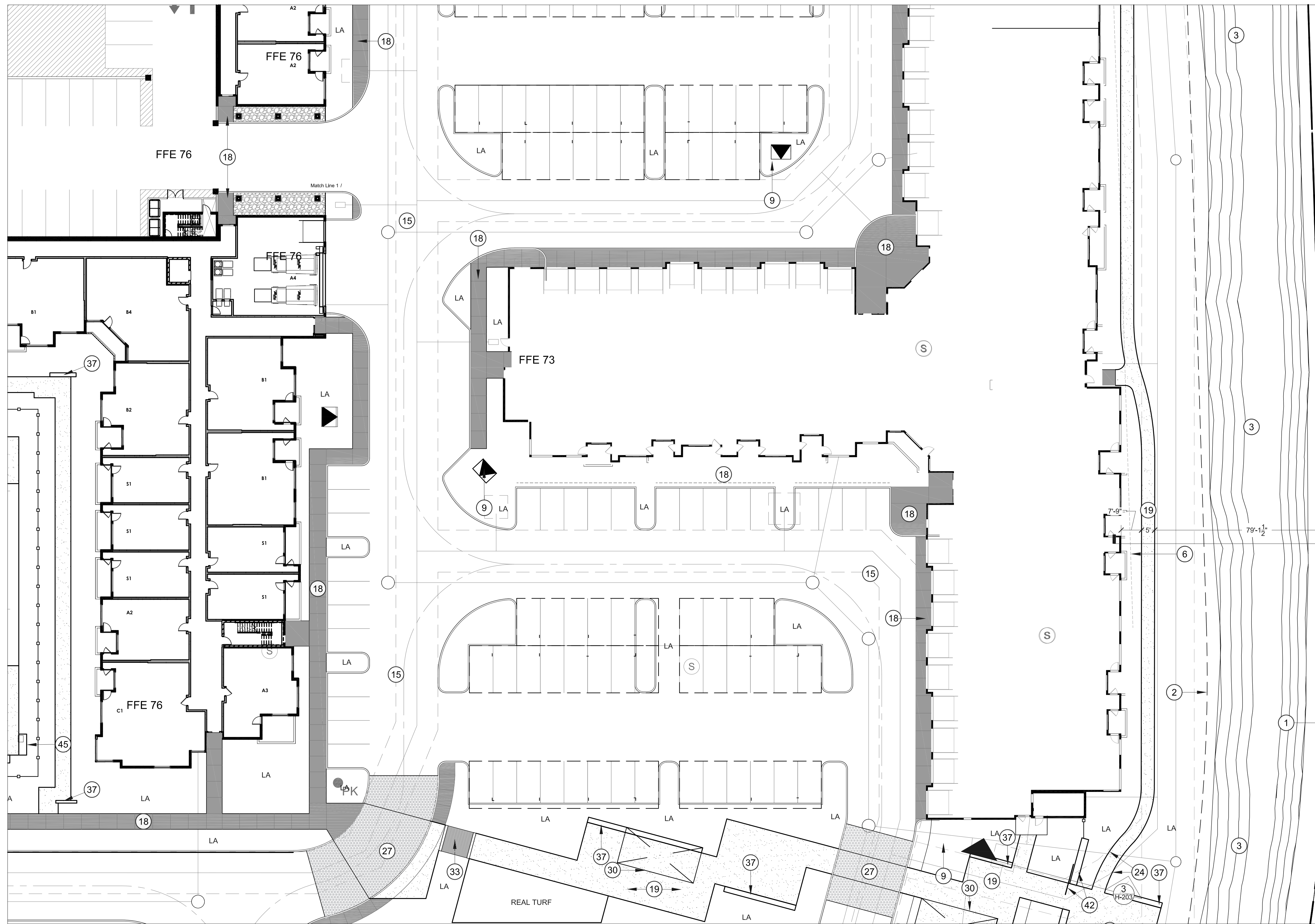
**DATA**  
**DATE** 12.20.19  
Proj Mgr: BM  
Dwn By:

DESIGN REVIEW  
2nd DRB SUBMITTAL

**PARTIAL HARDSCAPE PLAN**  
**L1.2.5**



MATCHLINE - SEE SHEET L1.2.5



**HARDSCAPE ENLARGEMENT**

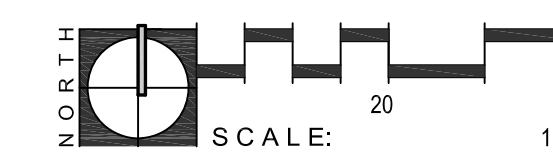
1:20 SCALE

**HARDSCAPE LEGEND**

<p> PLAZA CONCRETE PAVING INTEGRAL COLOR: DAVIS COLORS OUTBACK 677; FINISH: ACID ETCH, SAWCUT JOINTS; WWW.DAIVISCOLORS.COM; 844-341-4780</p> <p> CONCRETE SIDEWALK COLOR: NATURAL GREY; FINISH: MEDIUM BROOM</p> <p> DRIVE AND BAND CONCRETE PAVING INTEGRAL COLOR: DAVIS COLORS COBBLESTONE 870; FINISH: EXPOSED AGGREGATE; WWW.DAIVISCOLORS.COM; 844-341-4780</p> <p> ENTRY DRIVE CONCRETE PAVING INTEGRAL COLOR: DAVIS COLORS COBBLESTONE 870; FINISH: LIGHT BROOM; WWW.DAIVISCOLORS.COM; 844-341-4780</p>	<p> STABILIZED DECOMPOSED GRANITE COLOR: SANTA FE BROWN WWW.PIONEERSAND.COM; 480-254-7904</p> <p> ACKER-STONE PERMEABLE PAVERS COLOR: MESA BEIGE; FINISH: F.M; THICKNESS: 8CM, MICRO CHAMFER; PATTERN: MACHINE LAY HERRINGBONE; WWW.ACKERSTONE.COM; 480-344-6910</p> <p> BOARDWALK CONCRETE PAVING INTEGRAL COLOR: DAVIS COLORS 902@2LBS; FINISH: ACID ETCH. WWW.DAIVISCOLORS.COM; 844-341-4780</p> <p> TABLE DRIVE CONCRETE PAVING INTEGRAL COLOR: DAVIS COLORS GRAPHITE 8084; FINISH: LIGHT BROOM; WWW.DAIVISCOLORS.COM; 844-341-4780</p>	<p> STONE MULCH (COBBLE) COLOR: SANTA FE BROWN MINIMUM DIMENSIONS 4" - 8" WWW.PIONEERSAND.COM/PRODUCTS; 480-254-7904</p> <p> ARTISTIC PAVERS - SHELLOCK COLOR: COOL WHITE FINISH: POLISHED &amp; ANTIQUED THICKNESS: 1-<sup>3</sup>/<sub>8</sub>" PATTERN: TBD WWW.ARTISTICPAVERS.COM;(305)-653-7511</p> <p> PORCELAIN TILE - AEQUA R11 COLOR: TO MATCH INTERIOR FINISH: ANIT-SLIP PATTERN: RUNNING BOND WWW.ARIZONATILE.COM;(480)-991-3066</p>
---	---	---


**KEYNOTES**

- 1 PROPERTY / R.O.W LINE
- 2 LIMIT OF CONSTRUCTION / DISTURBANCE
- 3 EXISTING OPEN SPACE
- 4 EXISTING PATH
- 5 ACCESS / UTILITY EASEMENT
- 6 BUILDING SETBACK.
- 7 FIRE HYDRANT - MAINTAIN 5' CLEAR PLANTING
- 8 PRECAST PAVERS - VEHICULAR USE. SEE DETAIL 6/H-301
- 9 TRANSFORMER
- 10 EXISTING GABION WALLS AND ART HEADWALL
- 11 SIGHT VISIBILITY TRIANGLE
- 12 UNDERGROUND UTILITY - SEE CIVIL DRAWINGS
- 13 RETENTION / DETENTION BASIN - SEE CIVIL DRAWINGS
- 14 EXISTING CANAL TRAIL
- 15 ASPHALT DRIVE - SEE CIVIL DRAWINGS
- 16 COLORED CONCRETE DRIVE - SEE HARDSCAPE LEGEND, SEE DETAIL 5/H-301
- 17 COLORED CONCRETE WALK - SEE HARDSCAPE LEGEND, SEE DETAIL 1/H-301
- 18 CONCRETE WALK - SEE HARDSCAPE LEGEND, SEE DETAIL 1/H-301
- 19 STABILIZED DECOMPOSED GRANITE - SEE HARDSCAPE LEGEND, SEE DETAIL 4/H-301
- 20 VALLEY GUTTER - SEE CIVIL
- 21 FLUSH SIDEWALK - DROP-OFF / LOADING ZONE
- 22 POOL / SPA, SEE SHEET H-201
- 23 TURF AREA - SEE LANDSCAPE DRAWINGS
- 24 STEEL HEADER, SEE DETAIL 2/H-301
- 25 CONCRETE HEADER, SEE DETAIL 3/H-301
- 26 STONE MULCH SEE HARDSCAPE LEGEND, SEE DETAIL 2/H-302
- 27 TABLED DRIVE - SEE SEE DETAIL 5/H-301, REF.CIVIL DRAWINGS
- 28 ADA PARKING - SEE CIVIL DRAWINGS
- 29 ACCESSIBLE PATH
- 30 SHADE STRUCTURE SEE ARCHITECTURE DRAWINGS
- 31 POOL PERIMETER FENCE, SEE SHEET H-305
- 32 RESIDENTIAL FENCE AND GATES, SEE SHEET H-305
- 33 STEEL FOOTBRIDGE, SEE DETAIL 1/H-304
- 34 RAISED STEEL PLANTER, SEE DETAIL 1/H-303
- 35 C.I.P. / RETAINING WALL, SEE DETAIL 2/H-303
- 36 CMU WALL TO MATCH COMMERCIAL BUILDING
- 37 SEATWALL, SEE DETAIL 3/H-303
- 38 STEPS / CONCRETE HEADER
- 39 PUBLIC WORK STAND - BIKE KIOSK SARIS INFRASTRUCTURE, 800.783.7257
- 40 CITY BOUNDARY
- 41 PRECAST PAVER, SEE DETAIL 1/H-302
- 42 ORNAMENTAL STONE WALL & GATE, SEE SHEET H-304
- 43 ORNAMENTAL STONE WALL, SEE DETAIL 5 / H-302
- 44 OUTDOOR GRILL STATION, SEE DETAIL 5 / H-303
- 45 FIRE PIT, SEE DETAIL 4 / H-303
- 46 STONE WALL & GATE, SEE SHEET H-305
- 47 FIREPLACE, SEE DETAIL 6 / H-303
- LA LANDSCAPE AREA / SEE LANDSCAPE DRAWINGS



PROJECT  
NO. 18-2047-01  
**SCOTTSDALE ENTRADA**  
Mcdowell Rd. & 64th St.  
Scottsdale, Arizona

CLIENT  
**Bridge Banyan**  
Qualified Opportunity  
Zone Business I, LLC.  
2411 3rd St, Unit E  
Santa Monica, CA 90405



CONTACT  
**TODD & ASSOCIATES, INC.**  
Critical Thinking • Creative Design  
Architecture Planning  
Landscape Architecture  
4019 North 44th Street  
Phoenix, AZ 85018  
602-952-8280p 602-952-8995f  
www.toddassoc.com  
Copyright 2019 Todd & Associates, Inc.

**FLOOR**  
associates  
1425 N. First Street  
Second Floor  
Phoenix, AZ 85004  
602.462.1425  
602.462.1427

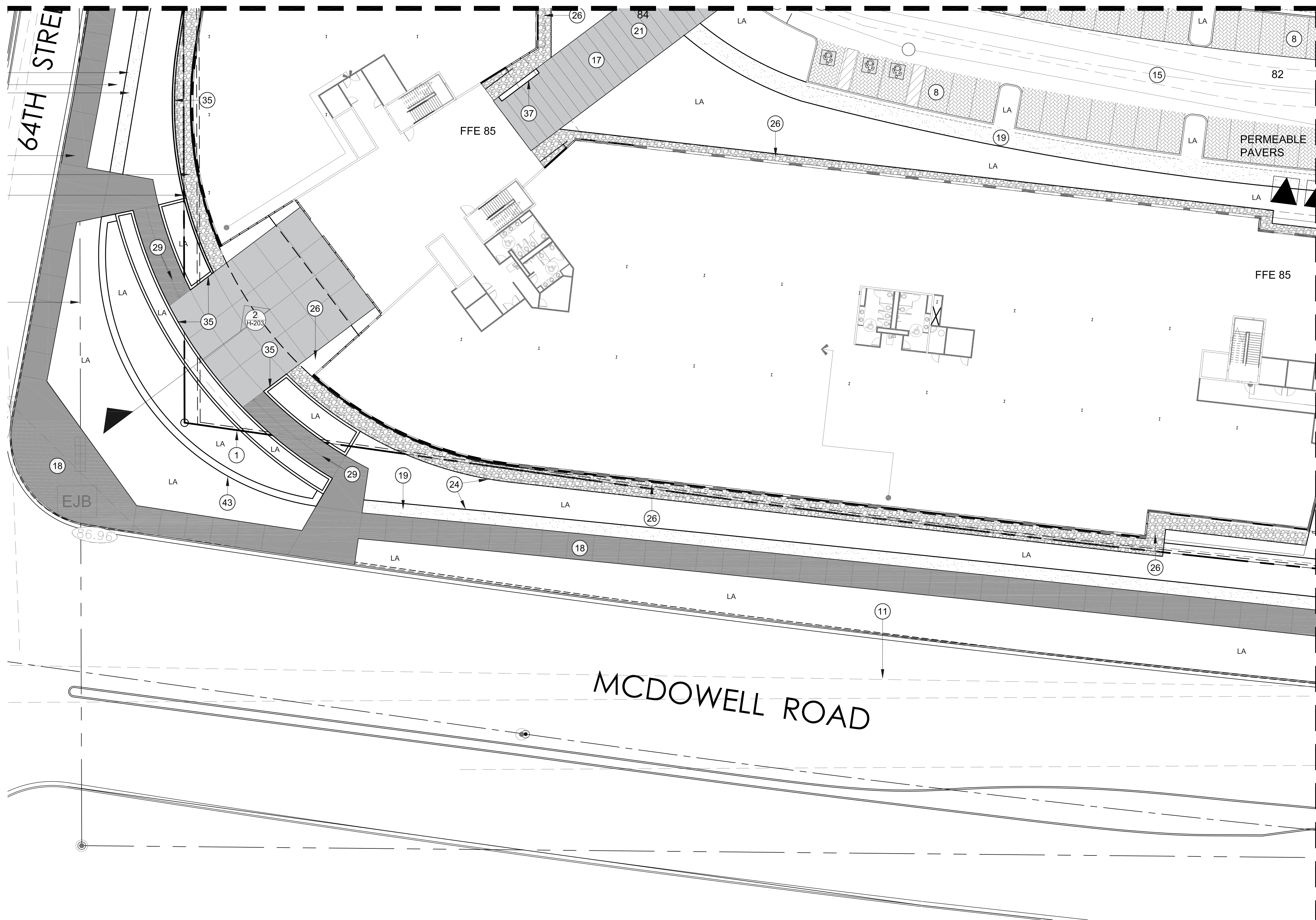
DATE  
**12.20.19**  
Proj Mgr. BM  
Dwn By:

DESIGN REVIEW  
2nd DRB SUBMITTAL

PARTIAL HARDSCAPE  
PLAN

**L1.2.6**

MATCHLINE - SEE SHEET L1.2.4



**KEYNOTES**

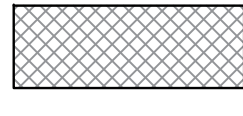
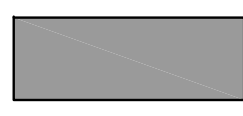
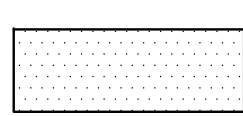


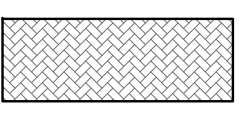
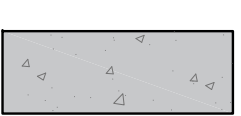


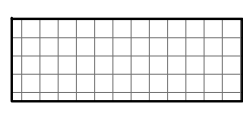

- 1 PROPERTY / R.O.W LINE
- 2 LIMIT OF CONSTRUCTION / DISTURBANCE
- 3 EXISTING OPEN SPACE
- 4 EXISTING PATH
- 5 ACCESS / UTILITY EASEMENT
- 6 BUILDING SETBACK.
- 7 FIRE HYDRANT - MAINTAIN 5' CLEAR PLANTING
- 8 PRECAST PAVERS - VEHICULAR USE. SEE DETAIL 6/H-301
- 9 TRANSFORMER
- 10 EXISTING GABION WALLS AND ART HEADWALL
- 11 SIGHT VISIBILITY TRIANGLE
- 12 UNDERGROUND UTILITY - SEE CIVIL DRAWINGS
- 13 RETENTION / DETENTION BASIN - SEE CIVIL DRAWINGS
- 14 EXISTING CANAL TRAIL
- 15 ASPHALT DRIVE - SEE CIVIL DRAWINGS
- 16 COLORED CONCRETE DRIVE - SEE HARDSCAPE LEGEND, SEE DETAIL 5/H-301
- 17 COLORED CONCRETE WALK - SEE HARDSCAPE LEGEND, SEE DETAIL 1/H-301
- 18 CONCRETE WALK - SEE HARDSCAPE LEGEND, SEE DETAIL 1/H-301
- 19 STABILIZED DECOMPOSED GRANITE - SEE HARDSCAPE LEGEND, SEE DETAIL 4/H-301
- 20 VALLEY GUTTER - SEE CIVIL
- 21 FLUSH SIDEWALK - DROP-OFF / LOADING ZONE
- 22 POOL / SPA, SEE SHEET H-201
- 23 TURF AREA - SEE LANDSCAPE DRAWINGS
- 24 STEEL HEADER, SEE DETAIL 2/H-301
- 25 CONCRETE HEADER, SEE DETAIL 3/H-301
- 26 STONE MULCH SEE HARDSCAPE LEGEND, SEE DETAIL 2/H-302
- 27 TABLED DRIVE - SEE SEE DETAIL 5/H-301, REF.CIVIL DRAWINGS
- 28 ADA PARKING - SEE CIVIL DRAWINGS
- 29 ACCESSIBLE PATH
- 30 SHADE STRUCTURE SEE ARCHITECTURE DRAWINGS
- 31 POOL PERIMETER FENCE, SEE SHEET H-305
- 32 RESIDENTIAL FENCE AND GATES, SEE SHEET H-305
- 33 STEEL FOOTBRIDGE, SEE DETAIL 1/H-304
- 34 RAISED STEEL PLANTER, SEE DETAIL 1/H-303
- 35 C.I.P. / RETAINING WALL, SEE DETAIL 2/H-303
- 36 CMU WALL TO MATCH COMMERCIAL BUILDING
- 37 SEATWALL, SEE DETAIL 3/H-303
- 38 STEPS / CONCRETE HEADER
- 39 PUBLIC WORK STAND - BIKE KIOSK SARIS INFRASTRUCTURE, 800.783.7257
- 40 CITY BOUNDARY
- 41 PRECAST PAVER, SEE DETAIL 1/H-302
- 42 ORNAMENTAL STONE WALL & GATE, SEE SHEET H-304
- 43 ORNAMENTAL STONE WALL, SEE DETAIL 5 / H-302
- 44 OUTDOOR GRILL STATION, SEE DETAIL 5 / H-303
- 45 FIRE PIT, SEE DETAIL 4 / H-303
- 46 STONE WALL & GATE, SEE SHEET H-305
- 47 FIREPLACE, SEE DETAIL 6 / H-303
- (LA) LANDSCAPE AREA / SEE LANDSCAPE DRAWINGS

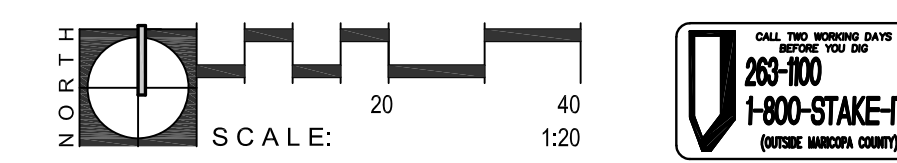
MATCHLINE - SEE SHEET L1.2.8

**HARDSCAPE ENLARGEMENT**

1:20 SCALE


**HARDSCAPE LEGEND**

<p> PLAZA CONCRETE PAVING INTEGRAL COLOR: DAVIS COLORS OUTBACK 677; FINISH: ACID ETCH, SAWCUT JOINTS; WWW.DAVISCOLORS.COM; 844-341-4780</p> <p> CONCRETE SIDEWALK COLOR: NATURAL GREY; FINISH: MEDIUM BROOM</p> <p> DRIVE AND BAND CONCRETE PAVING INTEGRAL COLOR: DAVIS COLORS COBBLESTONE 870; FINISH: EXPOSED AGGREGATE; WWW.DAVISCOLORS.COM; 844-341-4780</p> <p> ENTRY DRIVE CONCRETE PAVING INTEGRAL COLOR: DAVIS COLORS COBBLESTONE 870; FINISH: LIGHT BROOM; WWW.DAVISCOLORS.COM; 844-341-4780</p>	<p> STABILIZED DECOMPOSED GRANITE COLOR: SANTA FE BROWN WWW.PIONEERSAND.COM; 480-254-7904</p> <p> ACKER-STONE PERMEABLE PAVERS COLOR: MESA BEIGE; FINISH: F.M; THICKNESS: 8CM, MICRO CHAMFER; PATTERN: MACHINE LAY HERRINGBONE; WWW.ACKERSTONE.COM; 480-344-6910</p> <p> BOARDWALK CONCRETE PAVING INTEGRAL COLOR: DAVIS COLORS 902@2LBS; FINISH: ACID ETCH. WWW.DAVISCOLORS.COM; 844-341-4780</p> <p> TABLE DRIVE CONCRETE PAVING INTEGRAL COLOR: DAVIS COLORS GRAPHITE 8084; FINISH: LIGHT BROOM; WWW.DAVISCOLORS.COM; 844-341-4780</p>	<p> STONE MULCH (COBBLE) COLOR: SANTA FE BROWN MINIMUM DIMENSIONS 4" - 8" WWW.PIONEERSAND.COM/PRODUCTS; 480-254-7904</p> <p> ARTISTIC PAVERS - SHELLOCK COLOR: COOL WHITE FINISH: POLISHED &amp; ANTIQUED THICKNESS: 1- 3/4" PATTERN: TBD WWW.ARTISTICPAVERS.COM;(305)-653-7511</p> <p> PORCELAIN TILE - AEQUA R11 COLOR: TO MATCH INTERIOR FINISH: ANIT-SLIP PATTERN: RUNNING BOND WWW.ARIZONATILE.COM;(480)-991-3066</p>
--	---	---



PROJECT NO. 18-2047-01  
**SCOTTSDALE ENTRADA**  
Mcdowell Rd. & 64th St.  
Scottsdale, Arizona

CLIENT **Bridge Banyan**  
**Qualified Opportunity Zone Business I, LLC.**  
2411 3rd St, Unit E  
Santa Monica, CA 90405



TODD & ASSOCIATES, INC.  
Critical Thinking • Creative Design  
Architecture Planning  
Landscape Architecture  
4019 North 44th Street  
Phoenix, AZ 85018  
602-952-8280p 602-952-8995f  
www.toddassoc.com  
Copyright 2019 Todd & Associates, Inc.

**FLOOR**  
associates  
1425 N. First Street  
Second Floor  
Phoenix, AZ 85004  
602.462.1425  
602.462.1427

DATE **12.20.19**  
Proj Mgr. BM  
Dwn By:

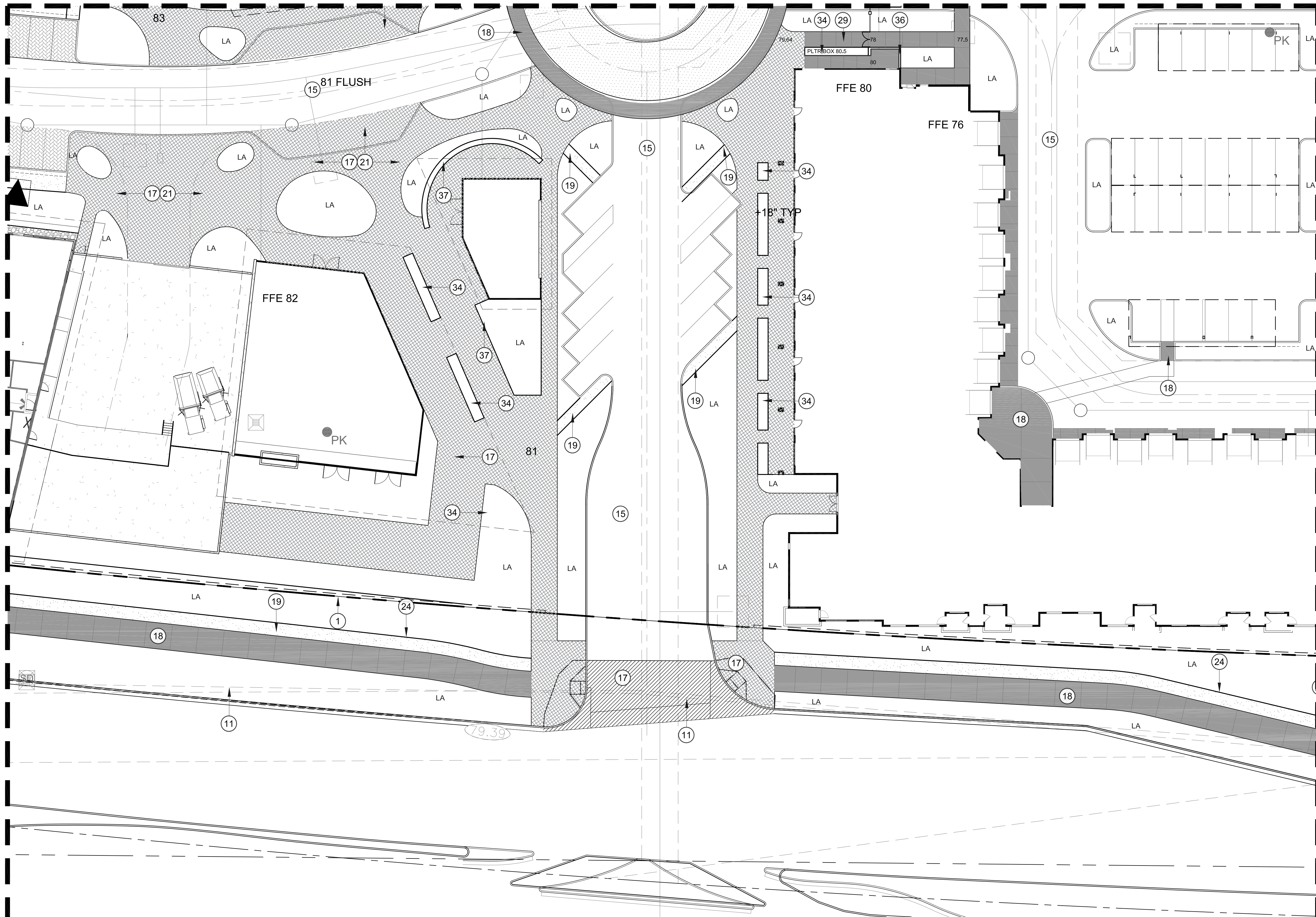
DESIGN REVIEW  
2nd DRB SUBMITTAL

PARTIAL HARDSCAPE PLAN  
**L1.2.7**

MATCHLINE - SEE SHEET L1.2.5

MATCHLINE - SEE SHEET L1.2.7

MATCHLINE - SEE SHEET L1.2.9



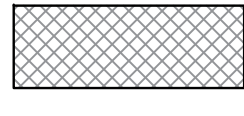
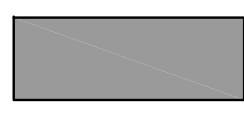
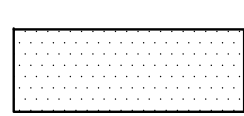


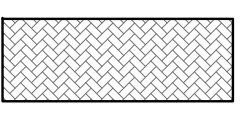
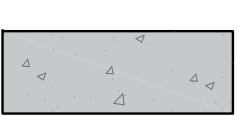


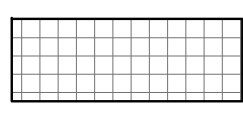

**KEYNOTES**

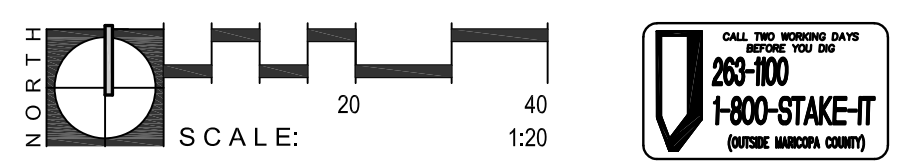
- 1 PROPERTY / R.O.W LINE
- 2 LIMIT OF CONSTRUCTION / DISTURBANCE
- 3 EXISTING OPEN SPACE
- 4 EXISTING PATH
- 5 ACCESS / UTILITY EASEMENT
- 6 BUILDING SETBACK.
- 7 FIRE HYDRANT - MAINTAIN 5' CLEAR PLANTING
- 8 PRECAST PAVERS - VEHICULAR USE. SEE DETAIL 6/H-301
- 9 TRANSFORMER
- 10 EXISTING GABION WALLS AND ART HEADWALL
- 11 SIGHT VISIBILITY TRIANGLE
- 12 UNDERGROUND UTILITY - SEE CIVIL DRAWINGS
- 13 RETENTION / DETENTION BASIN - SEE CIVIL DRAWINGS
- 14 EXISTING CANAL TRAIL
- 15 ASPHALT DRIVE - SEE CIVIL DRAWINGS
- 16 COLORED CONCRETE DRIVE - SEE HARDSCAPE LEGEND, SEE DETAIL 5/H-301
- 17 COLORED CONCRETE WALK - SEE HARDSCAPE LEGEND, SEE DETAIL 1/H-301
- 18 CONCRETE WALK - SEE HARDSCAPE LEGEND, SEE DETAIL 1/H-301
- 19 STABILIZED DECOMPOSED GRANITE - SEE HARDSCAPE LEGEND, SEE DETAIL 4/H-301
- 20 VALLEY GUTTER - SEE CIVIL
- 21 FLUSH SIDEWALK - DROP-OFF / LOADING ZONE
- 22 POOL / SPA, SEE SHEET H-201
- 23 TURF AREA - SEE LANDSCAPE DRAWINGS
- 24 STEEL HEADER, SEE DETAIL 2/H-301
- 25 CONCRETE HEADER, SEE DETAIL 3/H-301
- 26 STONE MULCH SEE HARDSCAPE LEGEND, SEE DETAIL 2/H-302
- 27 TABLED DRIVE - SEE SEE DETAIL 5/H-301, REF.CIVIL DRAWINGS
- 28 ADA PARKING - SEE CIVIL DRAWINGS
- 29 ACCESSIBLE PATH
- 30 SHADE STRUCTURE SEE ARCHITECTURE DRAWINGS
- 31 POOL PERIMETER FENCE, SEE SHEET H-305
- 32 RESIDENTIAL FENCE AND GATES, SEE SHEET H-305
- 33 STEEL FOOTBRIDGE, SEE DETAIL 1/H-304
- 34 RAISED STEEL PLANTER, SEE DETAIL 1/H-303
- 35 C.I.P. / RETAINING WALL, SEE DETAIL 2/H-303
- 36 CMU WALL TO MATCH COMMERCIAL BUILDING
- 37 SEATWALL, SEE DETAIL 3/H-303
- 38 STEPS / CONCRETE HEADER
- 39 PUBLIC WORK STAND - BIKE KIOSK SARIS INFRASTRUCTURE, 800.783.7257
- 40 CITY BOUNDARY
- 41 PRECAST PAVER, SEE DETAIL 1/H-302
- 42 ORNAMENTAL STONE WALL & GATE, SEE SHEET H-304
- 43 ORNAMENTAL STONE WALL, SEE DETAIL 5 / H-302
- 44 OUTDOOR GRILL STATION, SEE DETAIL 5 / H-303
- 45 FIRE PIT, SEE DETAIL 4 / H-303
- 46 STONE WALL & GATE, SEE SHEET H-305
- 47 FIREPLACE, SEE DETAIL 6 / H-303
- (LA) LANDSCAPE AREA / SEE LANDSCAPE DRAWINGS

**HARDSCAPE ENLARGEMENT**

1:20 SCALE


**HARDSCAPE LEGEND**

<p> PLAZA CONCRETE PAVING INTEGRAL COLOR: DAVIS COLORS OUTBACK 677; FINISH: ACID ETCH, SAWCUT JOINTS; WWW.DAVISCOLORS.COM; 844-341-4780</p> <p> CONCRETE SIDEWALK COLOR: NATURAL GREY; FINISH: MEDIUM BROOM</p> <p> DRIVE AND BAND CONCRETE PAVING INTEGRAL COLOR: DAVIS COLORS COBBLESTONE 870; FINISH: EXPOSED AGGREGATE; WWW.DAVISCOLORS.COM; 844-341-4780</p> <p> ENTRY DRIVE CONCRETE PAVING INTEGRAL COLOR: DAVIS COLORS COBBLESTONE 870; FINISH: LIGHT BROOM; WWW.DAVISCOLORS.COM; 844-341-4780</p>	<p> STABILIZED DECOMPOSED GRANITE COLOR: SANTA FE BROWN WWW.PIONEERSAND.COM; 480-254-7904</p> <p> ACKER-STONE PERMEABLE PAVERS COLOR: MESA BEIGE; FINISH: F.M; THICKNESS: 8CM, MICRO CHAMFER; PATTERN: MACHINE LAY HERRINGBONE; WWW.ACKERSTONE.COM; 480-344-6910</p> <p> BOARDWALK CONCRETE PAVING INTEGRAL COLOR: DAVIS COLORS 902@2LBS; FINISH: ACID ETCH. WWW.DAVISCOLORS.COM; 844-341-4780</p> <p> TABLE DRIVE CONCRETE PAVING INTEGRAL COLOR: DAVIS COLORS GRAPHITE 8084; FINISH: LIGHT BROOM; WWW.DAVISCOLORS.COM; 844-341-4780</p>	<p> STONE MULCH (COBBLE) COLOR: SANTA FE BROWN MINIMUM DIMENSIONS 4" - 8" WWW.PIONEERSAND.COM/PRODUCTS; 480-254-7904</p> <p> ARTISTIC PAVERS - SHELLOCK COLOR: COOL WHITE FINISH: POLISHED &amp; ANTIQUED THICKNESS: 1- 3/4" PATTERN: TBD WWW.ARTISTICPAVERS.COM;(305)-653-7511</p> <p> PORCELAIN TILE - AEQUA R11 COLOR: TO MATCH INTERIOR FINISH: ANIT-SLIP PATTERN: RUNNING BOND WWW.ARIZONATILE.COM;(480)-991-3066</p>
--	---	---



PROJECT  
**NO. 18-2047-01**  
**SCOTTSDALE**  
**ENTRADA**  
Mcdowell Rd. & 64th St.  
Scottsdale, Arizona

CLIENT  
**Bridge Banyan**  
**Qualified Opportunity**  
**Zone Business I, LLC.**  
2411 3rd St, Unit E  
Santa Monica, CA 90405



CONTACT  
**TODD & ASSOCIATES, INC.**  
Critical Thinking • Creative Design  
Architecture Planning  
Landscape Architecture  
4019 North 44th Street  
Phoenix, AZ 85018  
602-952-8280p 602-952-8995f  
www.toddassoc.com  
Copyright 2019 Todd & Associates, Inc.

**FLOOR**  
associates  
1425 N. First Street  
Second Floor  
Phoenix, AZ 85004  
602.462.1425  
602.462.1427

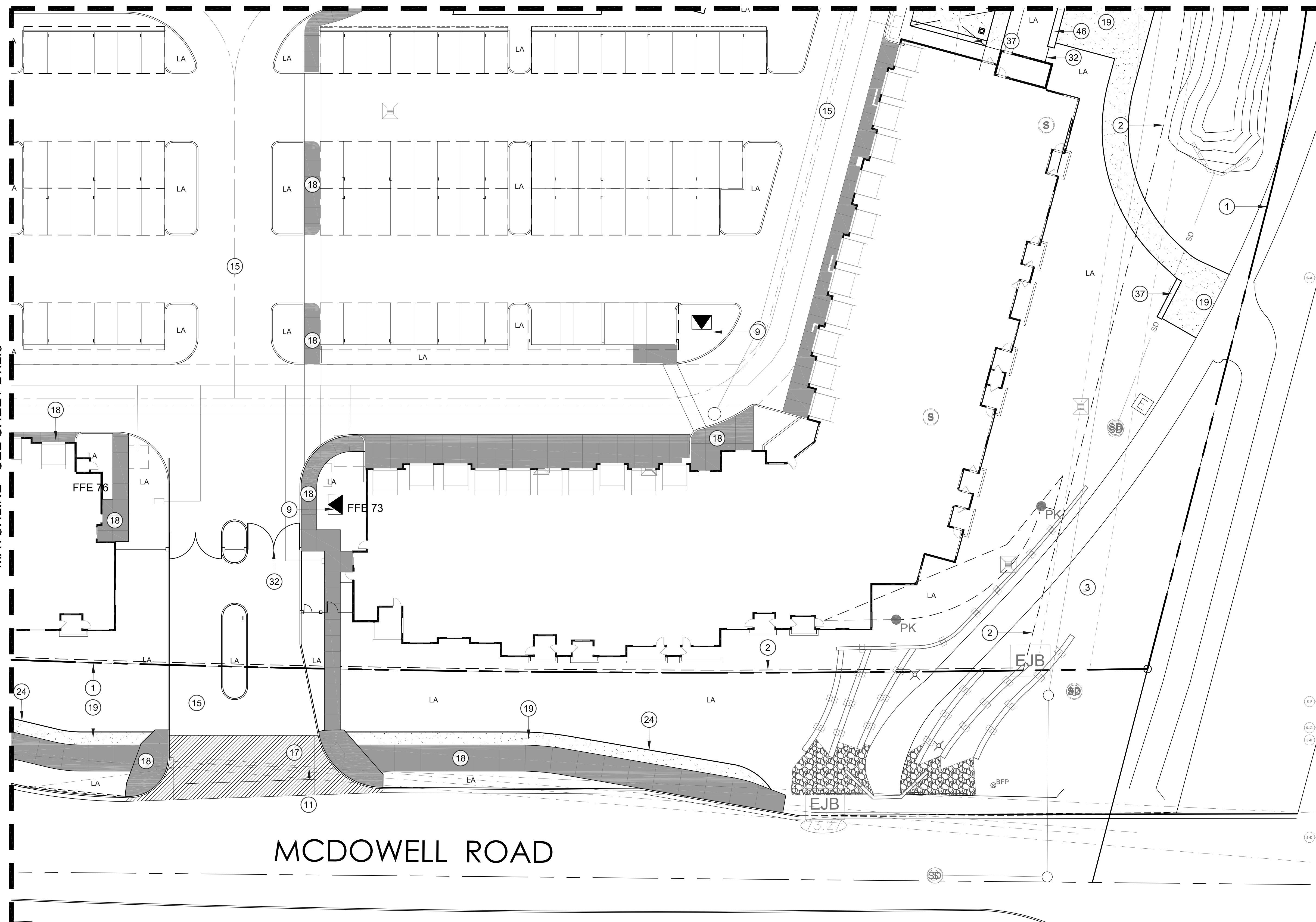
DATA  
**DATE**  
**12.20.19**  
Proj Mgr. BM  
Dwn By:

DESIGN REVIEW  
2nd DRB SUBMITTAL

**PARTIAL HARDSCAPE**  
**PLAN**  
**L1.2.8**

MATCHLINE - SEE SHEET L1.2.6

MATCHLINE - SEE SHEET L1.2.8



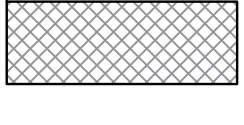

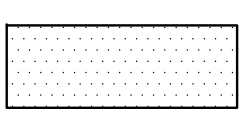


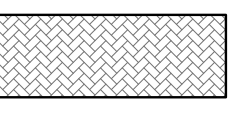
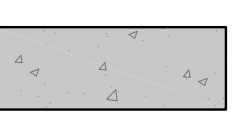
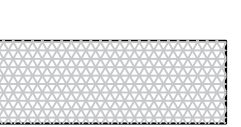
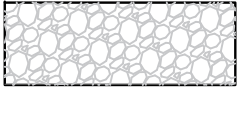
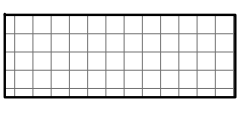

**KEYNOTES**

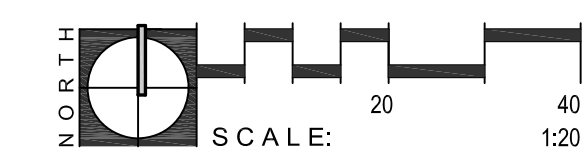
- 1 PROPERTY / R.O.W LINE
- 2 LIMIT OF CONSTRUCTION / DISTURBANCE
- 3 EXISTING OPEN SPACE
- 4 EXISTING PATH
- 5 ACCESS / UTILITY EASEMENT
- 6 BUILDING SETBACK.
- 7 FIRE HYDRANT - MAINTAIN 5' CLEAR PLANTING
- 8 PRECAST PAVERS - VEHICULAR USE. SEE DETAIL 6/H-301
- 9 TRANSFORMER
- 10 EXISTING GABION WALLS AND ART HEADWALL
- 11 SIGHT VISIBILITY TRIANGLE
- 12 UNDERGROUND UTILITY - SEE CIVIL DRAWINGS
- 13 RETENTION / DETENTION BASIN - SEE CIVIL DRAWINGS
- 14 EXISTING CANAL TRAIL
- 15 ASPHALT DRIVE - SEE CIVIL DRAWINGS
- 16 COLORED CONCRETE DRIVE - SEE HARDSCAPE LEGEND, SEE DETAIL 5/H-301
- 17 COLORED CONCRETE WALK - SEE HARDSCAPE LEGEND, SEE DETAIL 1/H-301
- 18 CONCRETE WALK - SEE HARDSCAPE LEGEND, SEE DETAIL 1/H-301
- 19 STABILIZED DECOMPOSED GRANITE - SEE HARDSCAPE LEGEND, SEE DETAIL 4/H-301
- 20 VALLEY GUTTER - SEE CIVIL
- 21 FLUSH SIDEWALK - DROP-OFF / LOADING ZONE
- 22 POOL/ SPA, SEE SHEET H-201
- 23 TURF AREA - SEE LANDSCAPE DRAWINGS
- 24 STEEL HEADER, SEE DETAIL 2/H-301
- 25 CONCRETE HEADER, SEE DETAIL 3/H-301
- 26 STONE MULCH SEE HARDSCAPE LEGEND, SEE DETAIL 2/H-302
- 27 TABLED DRIVE - SEE SEE DETAIL 5/H-301, REF.CIVIL DRAWINGS
- 28 ADA PARKING - SEE CIVIL DRAWINGS
- 29 ACCESSIBLE PATH
- 30 SHADE STRUCTURE SEE ARCHITECTURE DRAWINGS
- 31 POOL PERIMETER FENCE, SEE SHEET H-305
- 32 RESIDENTIAL FENCE AND GATES, SEE SHEET H-305
- 33 STEEL FOOTBRIDGE, SEE DETAIL 1/H-304
- 34 RAISED STEEL PLANTER, SEE DETAIL 1/H-303
- 35 C.I.P. / RETAINING WALL, SEE DETAIL 2/H-303
- 36 CMU WALL TO MATCH COMMERCIAL BUILDING
- 37 SEATWALL, SEE DETAIL 3/H-303
- 38 STEPS / CONCRETE HEADER
- 39 PUBLIC WORK STAND - BIKE KIOSK SARIS INFRASTRUCTURE, 800.783.7257
- 40 CITY BOUNDARY
- 41 PRECAST PAVER, SEE DETAIL 1/H-302
- 42 ORNAMENTAL STONE WALL & GATE, SEE SHEET H-304
- 43 ORNAMENTAL STONE WALL, SEE DETAIL 5 / H-302
- 44 OUTDOOR GRILL STATION, SEE DETAIL 5 / H-303
- 45 FIRE PIT, SEE DETAIL 4 / H-303
- 46 STONE WALL & GATE, SEE SHEET H-305
- 47 FIREPLACE, SEE DETAIL 6 / H-303
- (LA) LANDSCAPE AREA / SEE LANDSCAPE DRAWINGS

**HARDSCAPE ENLARGEMENT**

1:20 SCALE


**HARDSCAPE LEGEND**

<p> PLAZA CONCRETE PAVING INTEGRAL COLOR: DAVIS COLORS OUTBACK 677; FINISH: ACID ETCH, SAWCUT JOINTS; WWW.DAIVISCOLORS.COM; 844-341-4780</p> <p> CONCRETE SIDEWALK COLOR: NATURAL GREY; FINISH: MEDIUM BROOM</p> <p> DRIVE AND BAND CONCRETE PAVING INTEGRAL COLOR: DAVIS COLORS COBBLESTONE 870; FINISH: EXPOSED AGGREGATE; WWW.DAIVISCOLORS.COM; 844-341-4780</p> <p> ENTRY DRIVE CONCRETE PAVING INTEGRAL COLOR: DAVIS COLORS COBBLESTONE 870; FINISH: LIGHT BROOM; WWW.DAIVISCOLORS.COM; 844-341-4780</p>	<p> STABILIZED DECOMPOSED GRANITE COLOR: SANTA FE BROWN WWW.PIONEERSAND.COM; 480-254-7904</p> <p> ACKER-STONE PERMEABLE PAVERS COLOR: MESA BEIGE; FINISH: F.M; THICKNESS: 8CM, MICRO CHAMFER; PATTERN: MACHINE LAY HERRINGBONE; WWW.ACKERSTONE.COM; 480-344-6910</p> <p> BOARDWALK CONCRETE PAVING INTEGRAL COLOR: DAVIS COLORS 902@2LBS; FINISH: ACID ETCH. WWW.DAIVISCOLORS.COM; 844-341-4780</p> <p> TABLE DRIVE CONCRETE PAVING INTEGRAL COLOR: DAVIS COLORS GRAPHITE 8084; FINISH: LIGHT BROOM; WWW.DAIVISCOLORS.COM; 844-341-4780</p>	<p> STONE MULCH (COBBLE) COLOR: SANTA FE BROWN MINIMUM DIMENSIONS 4" - 8" WWW.PIONEERSAND.COM/PRODUCTS; 480-254-7904</p> <p> ARTISTIC PAVERS - SHELLOCK COLOR: COOL WHITE FINISH: POLISHED &amp; ANTIQUED THICKNESS: 1- 3/4" PATTERN: TBD WWW.ARTISTICPAVERS.COM;(305)-653-7511</p> <p> PORCELAIN TILE - AEQUA R11 COLOR: TO MATCH INTERIOR FINISH: ANIT-SLIP PATTERN: RUNNING BOND WWW.ARIZONATILE.COM;(480)-991-3066</p>
---	---	---



PROJECT  
NO. 18-2047-01  
**SCOTTSDALE ENTRADA**  
Mcdowell Rd. & 64th St.  
Scottsdale, Arizona

CLIENT  
**Bridge Banyan**  
Qualified Opportunity  
Zone Business I, LLC.  
2411 3rd St, Unit E  
Santa Monica, CA 90405



**TODD & ASSOCIATES, INC.**  
Critical Thinking • Creative Design  
Architecture Planning  
Landscape Architecture  
4019 North 44th Street  
Phoenix, AZ 85018  
602-952-8280p 602-952-8995f  
www.toddassoc.com  
Copyright 2019 Todd & Associates, Inc.

**FLOOR**  
associates  
1425 N. First Street  
Second Floor  
Phoenix, AZ 85004  
602.462.1425  
602.462.1427

DATA  
DATE **12.20.19**  
Proj Mgr.BM  
Dwn By:

DESIGN REVIEW  
2nd DRB SUBMITTAL

PARTIAL HARDSCAPE  
PLAN

**L1.2.9**

## CONCRETE




BOARDWALK -  
DAVIS COLORS 902



PLAZA -  
DAVIS COLORS  
OUTBACK 677



BAND AT VILLAGE  
GREEN AND DRIVE -  
DAVIS COLORS  
COBBLESTONE 860



ACID ETCH / SAW CUT JOINTS




EXPOSED  
AGGREGATE

## PAVERS



PRECAST CONCRETE PAVERS  
AT PARKING



POOL

## STONE



STABILIZED DG WALK



LOCAL STONE MULCH

## ARTIFICIAL TURF



ARTIFICIAL TURF

PROJECT NO. 18-2047-01  
**SCOTTSDALE  
ENTRADA**  
Mcdowell Rd. & 64th St.  
Scottsdale, Arizona

CLIENT **Bridge Banyan  
Qualified Opportunity  
Zone Business I, LLC.**  
2411 3rd St, Unit E  
Santa Monica, CA 90405



CONTACT **TODD & ASSOCIATES, INC.**  
Critical Thinking • Creative Design  
Architecture Planning  
Landscape Architecture  
4019 North 44th Street  
Phoenix, AZ 85018  
602-952-8280p 602-952-8995f  
www.toddassoc.com  
Copyright 2019 Todd & Associates, Inc.

**FLOOR**  
associates  
1425 N. First Street | 602.462.1425  
Second Floor | 602.462.1427  
Phoenix, AZ 85004

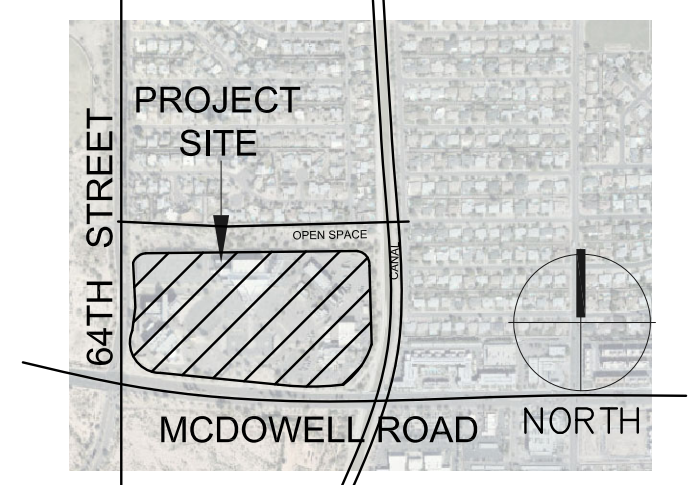
DATE **9.27.19**  
Proj Mgr: BM  
Dwn By: BM

DESIGN REVIEW  
DRB SUBMITTAL

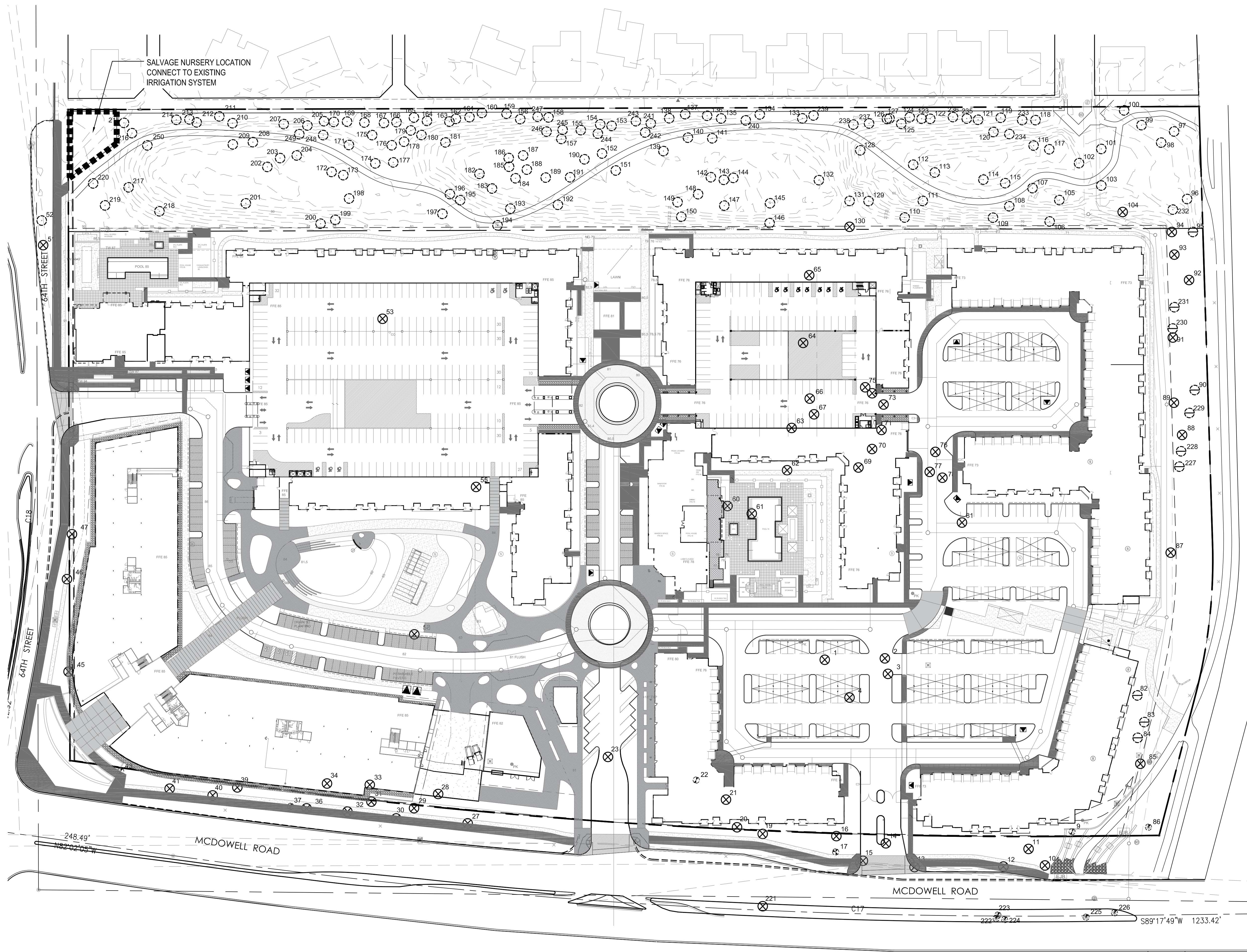
**HARDSCAPE  
MATERIAL BOARD  
L1.3.0**  
47-DR-2019  
12/31/2019



# SALVAGE PLAN



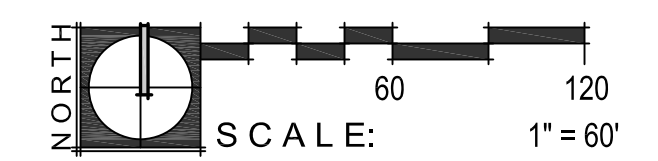
VICINITY MAP  
NOT TO SCALE



### SALVAGE LEGEND

- | SYM. | DESCRIPTION                                   |
|------|---|
|      | EXISTING TREE- SALVAGE TAG NUMBER             |
|      | EXISTING TREE- REMAIN IN PLACE TAG NUMBER     |
|      | EXISTING TREE- DESTROY TAG NUMBER             |
|      | EXISTING OCOTILLO- SALVAGE TAG NUMBER         |
|      | EXISTING OCOTILLO- REMAIN IN PLACE TAG NUMBER |
|      | EXISTING OCOTILLO- DESTROY TAG NUMBER         |
|      | TEMPORARY FENCE                               |

NOTE: THE MAXIMUM ALLOWABLE LOSS RATE FOR SALVAGEABLE TREES SHALL BE 30%. LOSS RATE SHALL BE DETERMINED BASED ON THE TOTAL NUMBER OF SALVAGEABLE TREES. SHOULD THE LOSS RATE EXCEED 30%, THE EXCESS LOSS SHALL BE REPLACED WITH THE SAME SPECIES OF TREES, WITH MINIMUM CALIPER INCHES OF 4". THE TOTAL CALIPER INCHES OF THE REPLACEMENT TREES SHALL BE BASED ON THE PERCENTAGE OF LOSS OVER THE MAXIMUM 30% MULTIPLIED BY THE TOTAL CALIPER INCHES OF ALL OF THE SALVAGEABLE TREES.



Summary	Trees	Cacti	Legend
Salvageable	10	4	S = Salvageable
Destroy	61	2	NS = Non-Salvageable
Remain-In-Place	145	5	RIP = Remain-In-Place
<b>Total</b>	<b>216</b>	<b>11</b>	

**LS1.1.1**  
27-DR-2019

**Native Resources**  
NATIVE PLANT INVENTORY

Native Resources Intl.  
1540 W Happy Valley Rd.  
Phoenix, AZ 85085  
Phone (623) 869-6757  
Fax (623) 869-6769

**Scottsdale Entrada**  
6520 E. McDowell Road  
Scottsdale, Arizona

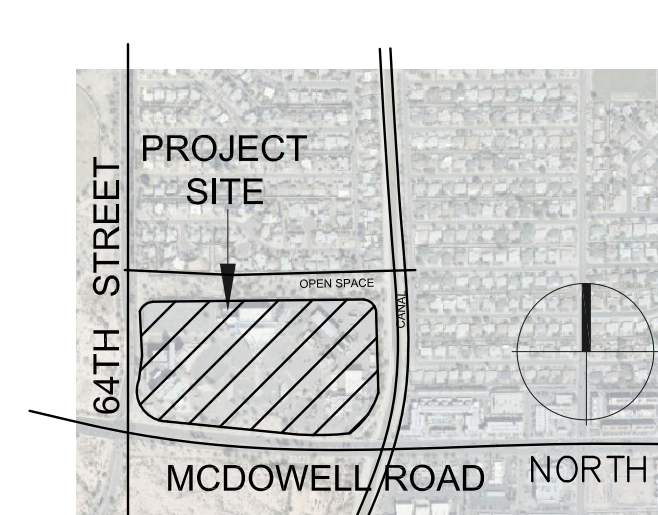
Native Plant Inventory

DATE:	12/20/2019
REVISION:	
SCALE:	
CHECKED:	
DRAWN:	KB
SHEET	OF 2

Plant #	Common Name	Calliper (In)/ Height (ft)	Status	Comments
1	Blue Palo Verde	15	NS	Form / Cambium Damage
2	Blue Palo Verde	8	NS	Declining / Cambium Damage
3	Blue Palo Verde	14	NS	Cambium Damage
4	Blue Palo Verde	20	NS	Proximity to Asphalt
9	Ocotillo	11	S	
10	Mesquite	10	NS	Form / Poor Structure
11	Mesquite	22	NS	Cambium Damage / Proximity to Walls
12	Mesquite	15	NS	Proximity to Walls
13	Mesquite	16	NS	Trunk Form / Cambium Damage
14	Mesquite	10	NS	Cambium Damage / In Planter
15	Mesquite	20	NS	Proximity to Walls
16	Mesquite	18	NS	Form / Poor Structure
17	Ocotillo	5	NS	Damaged
19	Mesquite	20	NS	Exposed Roots
20	Mesquite	20	NS	Exposed Roots
21	Mesquite	22	NS	Exposed Roots / Leaning
22	Ocotillo	6	S	
23	Ironwood	14	NS	Proximity to Concrete
27	Mesquite	14	NS	Branch Dieback
28	Blue Palo Verde	14	NS	Exposed Roots / Cambium Damage
29	Mesquite	20	NS	Branch Dieback / In Planter
30	Mesquite	18	NS	Proximity to Walls
31	Mesquite	12	NS	Proximity to Walls / In Planter
32	Mesquite	12	NS	Proximity to Walls
33	Blue Palo Verde	19	NS	Proximity to Curb
34	Blue Palo Verde	16	NS	Cambium Damage / Proximity to Curb
36	Mesquite	20	NS	Proximity to Walls
37	Ocotillo	8	S	
39	Mesquite	17	NS	Exposed Roots / In Planter
40	Mesquite	16	NS	Proximity to Walls
41	Mesquite	20	NS	Proximity to Walls / Leaning
43	Ocotillo	8	S	
45	Mesquite	24	NS	Branch Dieback / In Planter
46	Mesquite	36	NS	Cambium Damage / In Planter
47	Mesquite	26	NS	Trunk Form / In Planter
51	Blue Palo Verde	14	NS	Cambium Damage / Poor Structure
52	Blue Palo Verde	12	NS	Cambium Damage / Poor Structure
53	Blue Palo Verde	14	NS	Proximity to Asphalt
55	Blue Palo Verde	12	NS	Cambium Damage / Proximity to Asphalt
58	Blue Palo Verde	20	NS	Proximity to Concrete
60	Blue Palo Verde	14	NS	Cambium Damage / Proximity to Concrete
61	Blue Palo Verde	16	NS	Cambium Damage / Proximity to Concrete
62	Mesquite	12	NS	Proximity to Asphalt
63	Blue Palo Verde	12	NS	Cambium Damage / Proximity to Asphalt
64	Blue Palo Verde	14	NS	Cambium Damage / Proximity to Asphalt
65	Blue Palo Verde	6	NS	Proximity to Asphalt
66	Blue Palo Verde	8	NS	Cambium Damage / Leaning
67	Blue Palo Verde	6	NS	Cambium Damage / Leaning
69	Mesquite	8	NS	Branch Dieback / Cambium Damage
70	Blue Palo Verde	8	NS	Branch Dieback / Cambium Damage
71	Blue Palo Verde	4	NS	Branch Dieback / Cambium Damage
73	Blue Palo Verde	10	NS	Cambium Damage / Leaning
74	Blue Palo Verde	8	NS	Cambium Damage / Leaning
75	Blue Palo Verde	8	NS	Cambium Damage / Leaning
76	Mesquite	10	NS	Form / Proximity to Asphalt
77	Mesquite	8	NS	Poor Structure / Leaning
78	Mesquite	15	NS	Poor Structure / Leaning
81	Blue Palo Verde	16	NS	Cambium Damage / Proximity to Asphalt
82	Ironwood	16	S	
83	Ironwood	18	S	
84	Ironwood	20	S	
85	Mesquite	8	NS	Trunk Form
86	Ocotillo	8	S	
87	Mesquite	24	NS	Exposed Roots / Leaning
88	Mesquite	20	NS	Cambium Damage / Leaning
89	Blue Palo Verde	6	NS	Proximity to Walls
90	Ironwood	14	S	
91	Mesquite	34	NS	Trunk Form / Leaning
92	Ironwood	14	NS	Cambium Damage
93	Ironwood	10	NS	Cambium Damage / Leaning
94	Mesquite	20	NS	Trunk Form / Leaning
95	Mesquite	8	S	
96	Blue Palo Verde	18	NS	Cambium Damage / Leaning
97	Mesquite	22	NS	Form / Poor Structure
98	Blue Palo Verde	12	NS	Branch Dieback
99	Mesquite	14	S	

Plant #	Common Name	Calliper (In)/ Height (ft)	Status	Comments
100	Mesquite	17	NS	Proximity to Concrete
101	Mesquite	6	S	
102	Blue Palo Verde	14	NS	Cambium Damage
103	Blue Palo Verde	12	NS	Cambium Damage
104	Mesquite	26	NS	Exposed Roots
105	Mesquite	8	S	
106	Mesquite	10	NS	Rocks
107	Blue Palo Verde	10	NS	Cambium Damage
108	Mesquite	8	NS	Trunk Form
109	Mesquite	30	NS	Exposed Roots
110	Mesquite	12	NS	Cambium Damage
111	Mesquite	10	NS	Cambium Damage
112	Blue Palo Verde	8	NS	Cambium Damage
113	Blue Palo Verde	8	NS	Cambium Damage
114	Blue Palo Verde	10	NS	Cambium Damage
115	Blue Palo Verde	8	NS	Cambium Damage
116	Mesquite	7	S	
117	Mesquite	16	NS	Rocks
118	Mesquite	16	S	
119	Blue Palo Verde	8	NS	Cambium Damage
120	Blue Palo Verde	4	NS	Cambium Damage
121	Mesquite	10	NS	Cambium Damage
122	Mesquite	14	NS	Form / Poor Structure
123	Mesquite	12	NS	Form / Poor Structure
124	Mesquite	16	NS	Form / Poor Structure
125	Mesquite	16	NS	Form / Poor Structure
126	Mesquite	8	NS	Form / Poor Structure
127	Mesquite	8	NS	Form / Poor Structure
128	Ironwood	8	NS	Trunk Form / Poor Structure
129	Blue Palo Verde	8	S	
130	Mesquite	12	NS	Proximity to Walls
131	Mesquite	12	NS	Poor Structure / Cambium Damage
132	Mesquite	14	NS	Poor Structure / Cambium Damage
133	Ironwood	8	NS	Cambium Damage
134	Ironwood	12	NS	Trunk Form / Leaning
135	Ironwood	8	S	
136	Ironwood	14	S	
137	Ironwood	14	S	
138	Mesquite	20	NS	Cambium Damage
139	Ironwood	14	S	
140	Ironwood	14	NS	Proximity to Sidewalk
141	Ironwood	12	S	
142	Mesquite	20	NS	Cambium Damage
143	Mesquite	8	NS	Trunk Form
144	Mesquite	10	NS	Trunk Form
145	Mesquite	12	NS	Exposed Roots
146	Ironwood	10	NS	Trunk Form
147	Ironwood	15	S	
148	Mesquite	5	S	
149	Mesquite	5	NS	Trunk Form
150	Ironwood	14	NS	Trunk Form
151	Mesquite	8	NS	Trunk Form
152	Mesquite	18	NS	Rocks
153	Foothills Palo Verde	18	NS	Cambium Damage
154	Foothills Palo Verde	6	NS	Cambium Damage
155	Mesquite	6	NS	Branch Dieback
156	Foothills Palo Verde	24	NS	Cambium Damage / Leaning
157	Mesquite	6	NS	Form / Leaning
158	Mesquite	8	NS	Cambium Damage / Leaning
159	Mesquite	6	S	
160	Mesquite	6	S	
161	Mesquite	6	S	
162	Ironwood	6	S	
163	Mesquite	18	NS	Exposed Roots
164	Ironwood	5	S	
165	Ironwood	5	S	
166	Mesquite	6	S	
167	Mesquite	6	S	
168	Mesquite	6	S	
169	Mesquite	6	S	
170	Foothills Palo Verde	18	S	
171	Ironwood	13	S	
172	Ironwood	12	S	
173	Mesquite	8	S	
174	Mesquite	14	NS	Form
175	Ironwood	4	S	

Plant #	Common Name	Calliper (In)/ Height (ft)	Status	Comments
176	Ironwood	4	S	
177	Ironwood	10	NS	Cambium Damage
178	Ironwood	5	S	
179	Blue Palo Verde	5	S	
180	Blue Palo Verde	6	S	
181	Blue Palo Verde	6	S	
182	Mesquite	12	S	
183	Mesquite	20	S	
184	Mesquite	18	NS	Cluster
185	Mesquite	16	NS	Cluster
186	Mesquite	20	NS	Rocks
187	Mesquite	8	S	
188	Mesquite	18	NS	Cluster
189	Mesquite	30	NS	Cluster / Root Growth
190	Mesquite	7	S	
191	Mesquite	22	NS	Proximity to Sidewalk
192	Mesquite	16	S	
193	Mesquite	16	NS	Proximity to Sidewalk
194	Mesquite	20	NS	Proximity to Sidewalk
195	Foothills Palo Verde	8	NS	Cambium Damage
196	Foothills Palo Verde	20	NS	Cambium Damage
197	Mesquite	14	NS	Exposed Roots
198	Ironwood	18	S	
199	Mesquite	12	NS	Branch Dieback
200	Foothills Palo Verde	14	NS	Branch Dieback
201	Foothills Palo Verde	14	NS	Branch Dieback
202	Mesquite	12	NS	Trunk Form
203	Mesquite	16	S	
204	Ironwood	6	NS	Form
205	Ironwood	10	S	
206	Mesquite	8	S	
207	Ironwood	10	S	
208	Ironwood	10	S	
209	Ironwood	14	S	
210	Ironwood	8	NS	Cambium Damage
211	Ironwood	10	S	
212	Ironwood	12	S	
213	Foothills Palo Verde	8	NS	Cambium Damage
214	Foothills Palo Verde	22	S	
215	Blue Palo Verde	10	NS	Cambium Damage
216	Blue Palo Verde	6	NS	Cambium Damage
217	Blue Palo Verde	8	NS	Cambium Damage
218	Mesquite	12	NS	Cambium Damage
219	Blue Palo Verde	10	NS	Cambium Damage
220	Blue Palo Verde	12	NS	Cambium Damage
221	Blue Palo Verde	18	NS	Proximity to Street
222	Ocotillo	14	S	
223	Ocotillo	6	S	
224	Ocotillo	15	S	
225	Ocotillo	10	NS	Damaged / Leaning
226	Ocotillo	14	S	
227	Mesquite	6	S	
228	Mesquite	5	S	
229	Mesquite	6	S	
230	Mesquite	4	S	
231	Mesquite	5	S	
232	Mesquite	5	S	
233	Mesquite	4	S	
234	Mesquite	4	S	
235	Mesquite	6	S	
236	Mesquite	4	S	
237	Mesquite	5	S	
238	Mesquite	5	S	
239	Mesquite	4	S	
240	Mesquite	4	NS	Form / Leaning
241	Ironwood	5	S	
242	Ironwood	5	S	
243	Ironwood	4	S	
244	Mesquite	5	S	
245	Mesquite	5	S	
246	Mesquite	5	S	
247	Mesquite	5	S	
248	Ironwood	4	S	
249	Mesquite	5	S	
250	Mesquite	5	S	



VICINITY MAP  
NOT TO SCALE

Native Plant Inventory

Scottsdale Entrada

6520 E. McDowell Rd.

Scottsdale, AZ

7/15/2019

Summary	Trees	Cacti	Legend
Salvageable	76	9	S = Salvageable
Non-Salvageable	140	2	NS = Non-Salvageable
Remain-In-Place	0	0	RIP = Remain-In-Place
<b>Total</b>	<b>216</b>	<b>11</b>	

**Native Resources Intl.**  
 1540 W Happy Valley Rd.  
 Phoenix, AZ, 85085  
 Phone (623) 869-6757  
 Fax (623) 869-6769

**Scottsdale Entrada**  
 6520 E. McDowell Road  
 Scottsdale, Arizona  
**Native Plant Inventory**

DATE: 12/20/2019

REVISION:

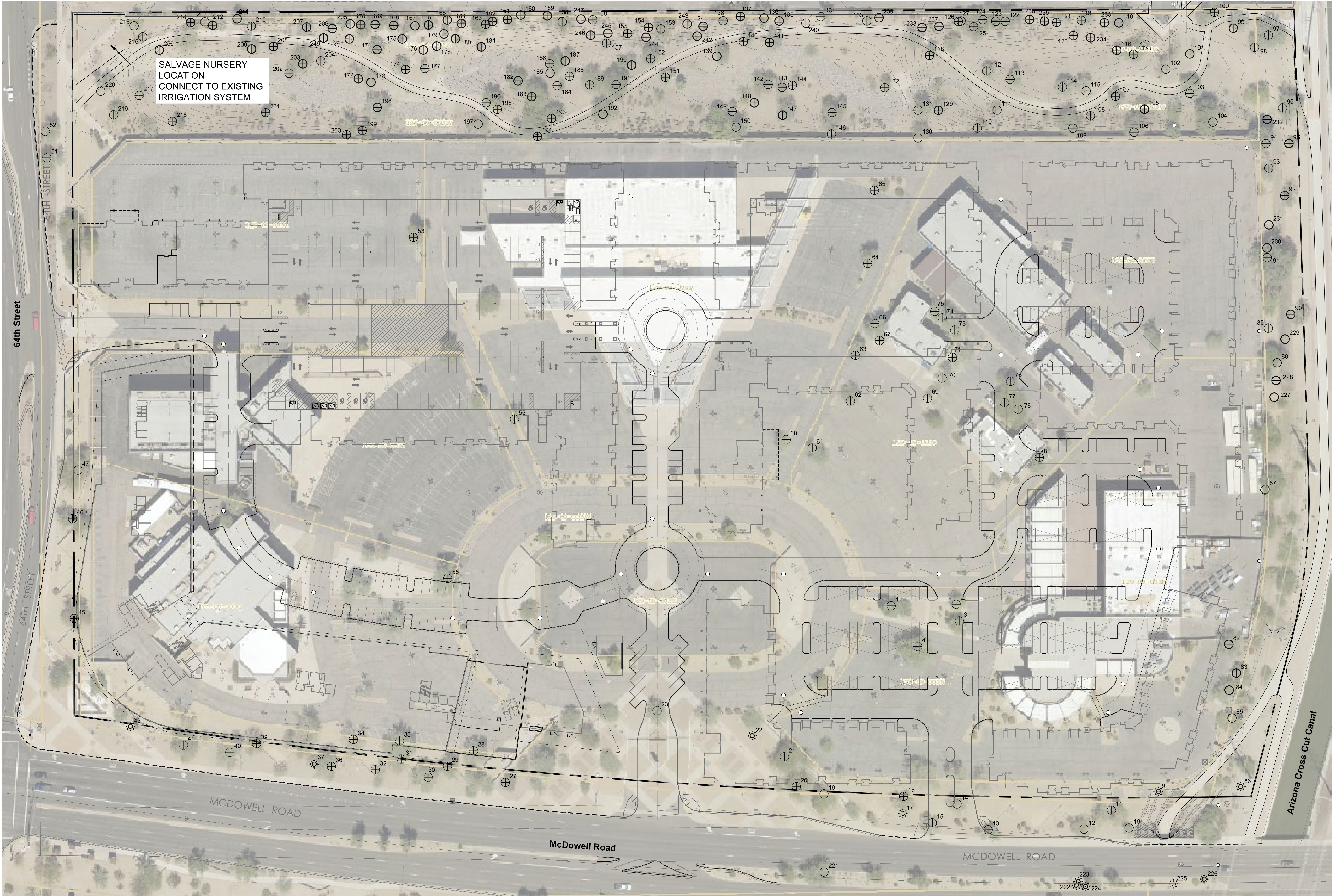
SCALE:

CHECKED:

DRAWN: KB

SHEET OF 2



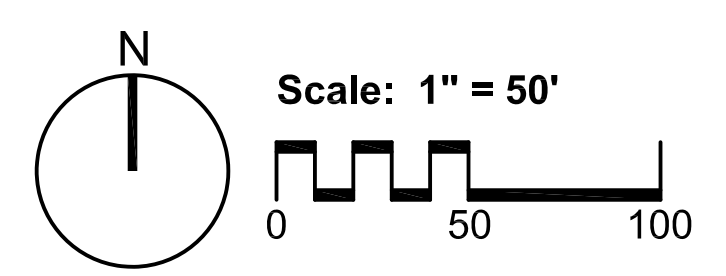


SALVAGE NURSERY  
LOCATION  
CONNECT TO EXISTING  
IRRIGATION SYSTEM

**Plant Legend**

- ⊕ Tree - Salvageable
- ⊕ Tree - Non-Salvageable
- Tree - Remain In Place
- ☼ Cacti - Salvageable
- ☼ Cacti - Non-Salvageable
- ☼ Cacti - Remain In Place

Salvage Contractor  
**Native Resources International**  
 1540 West Happy Valley Road  
 Phoenix, Arizona 85085  
 623-869-6757 (p) • 623-869-6769 (f)  
 Contact: Kevin Brenda - kevin@nativeresources.com



**NPI1.1.1**  
**27-DR-2019**

**Native Resources**  
 INTERNATIONAL  
 NATURAL  
 RESOURCES  
 CONSULTANTS  
 Native Resources Intl.  
 1540 W Happy Valley Rd.  
 Phoenix, AZ 85085  
 Phone (623) 869-6757  
 Fax (623) 869-6769

**Scottsdale Entrada**  
 6520 E. McDowell Road  
 Scottsdale, Arizona  
**Native Plant Inventory**

DATE: 12/20/2019  
 REVISION:  
 SCALE:  
 CHECKED:  
 DRAWN: KB  
 SHEET OF 2