SITE PLAN LEGEND

REFER TO CIVIL & LANDSCAPE DWGS FOR ADDITIONAL INFO

	GAS METER		STREET LIGHT FIXTURE		ACCESSIBLE ROUTE AND ENTRANCE		OVERHANG ABOVE
FH	FIRE HYDRANT						CENTERLINE OF STREET
	PEDESTRIAN LIGHT POLE	BFP	BACKFLOW PREVENTER	PDE	PRIVATE DEVELOPMENT EASEMENT		PROPERTY LINE
							FUTURE DEVELOPEMENT
							WALL / STRUCTURE
				FDC	FIRE DEPARTMENT CONNECTION		FIRE LANE

CAR PARKING - SUMMARY

TAG	TYPE	COUNT
LEVEL 01 (1279.00)		
CAR	ADA (9' X18' + 5' ACCESSIBLE AISLE)	1
VAN	ADA VAN ACCESSIBLE (9' x 18', 8' AISLE)	2
STD	STANDARD (9' X18')	64
LEVEL 01 (1279.00)		67
LEVEL B1		
CAR	ADA (9' X18' + 5' ACCESSIBLE AISLE)	1
VAN	ADA VAN ACCESSIBLE (9' x 18', 8' AISLE)	1
STD	STANDARD (9' X18')	160
LEVEL B1		162
LEVEL B2		
CAR	ADA (9' X18' + 5' ACCESSIBLE AISLE)	2
STD	STANDARD (9' X18')	171
LEVEL B2		173
LEVEL B3		
CAR	ADA (9' X18' + 5' ACCESSIBLE AISLE)	3
STD	STANDARD (9' X18')	172
LEVEL B3		175
TOTAL SPACES IN THE PROJECT: 577		577

BIKE PARKING - SUMMARY

TAG	TYPE	COUNT
LEVEL B2		
B	BICYCLE (2' x 6')	45
LEVEL B2		45
LEVEL B3		
B	BICYCLE (2' x 6')	7
LEVEL B3		7
TOTAL SPACES IN THE PROJECT: 52		52

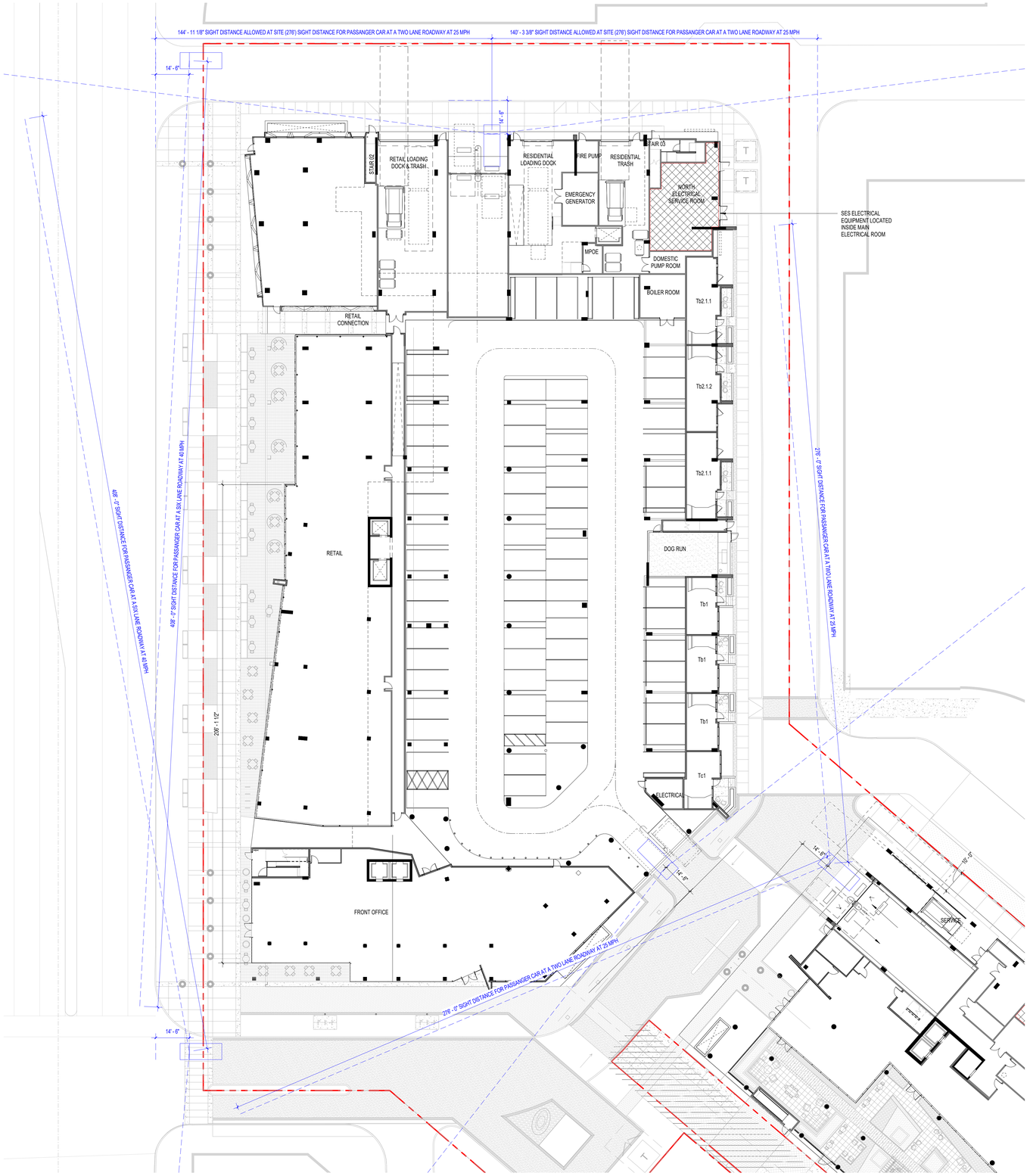

1 ARCHITECTURAL SITE PLAN
1" = 20'-0"

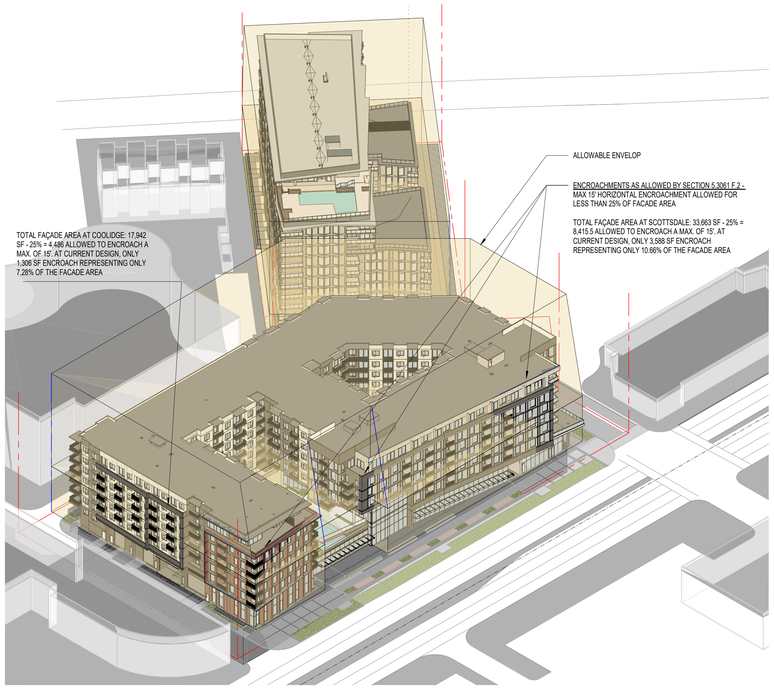

2 HAZEL - ALLOWABLE BUILDING ENVELOP

KEY PLAN

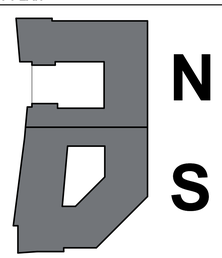

TRUE NORTH PLAN NORTH

CALLISONRTKL

CallisonRTKL Inc.
1717 PACIFIC AVENUE
DALLAS,TX 75201
Tel: 1.214.468.7600
Fax: 1.214.468.7601

Consultant

CAMELBACK

HAZEL
4605 N SCOTTSDALE ROAD
SCOTTSDALE, ARIZONA

CD PROGRESS SET

Owner

LOM LIVING

Issue Drawing Log

REV #	DATE (YYYY-MMDD)	ISSUE NAME

Seal

NOT FOR REGULATORY APPROVAL, PERMITTING, OR CONSTRUCTION

Sheet Identification

ARCHITECTURAL SITE PLAN

A-101

12/22/2021
9:43:35 AM

© 2021 CallisonRTKL Inc.

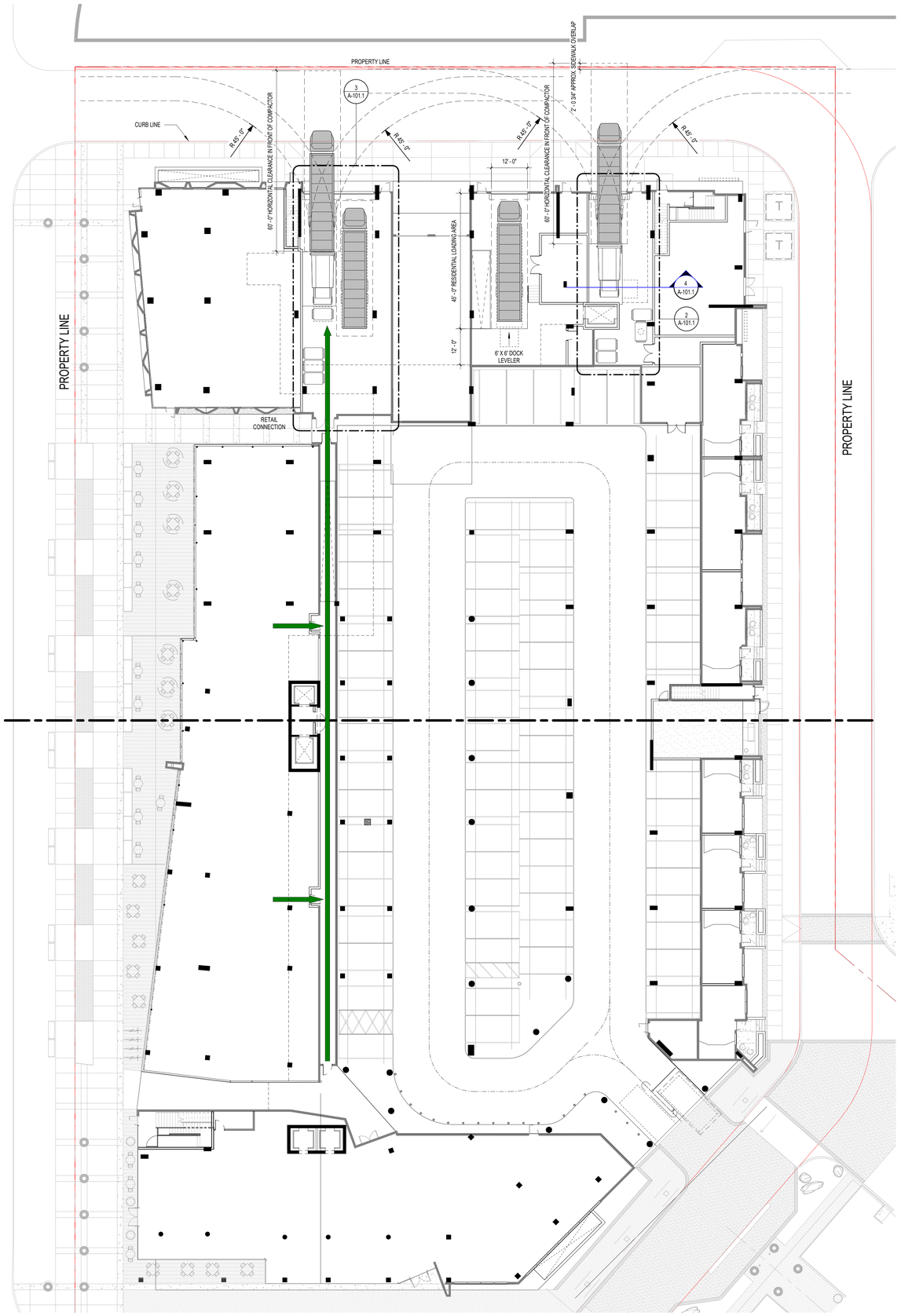

1 REFUSE PLAN
1/16" = 1'-0"

GENERAL NOTES:

PROJECT WILL COMPLY WITH THE CITY OF SCOTTSDALE, AZ,SRC,SEC. 24-13

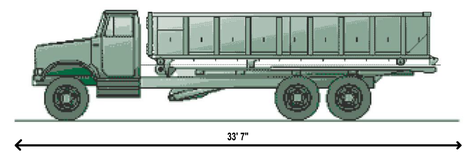

STANDARD ROLL-OFF TRUCK

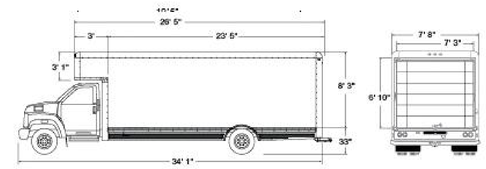

DELIVERY TRUCK

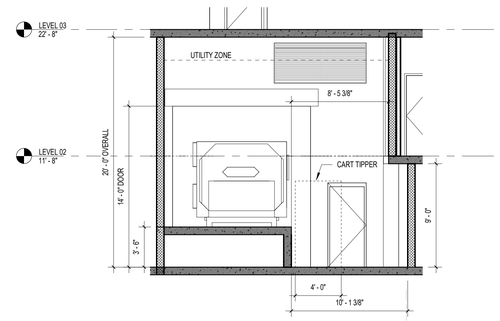

4 SECTION - RESIDENTIAL TRASH DOCK
3/16" = 1'-0"

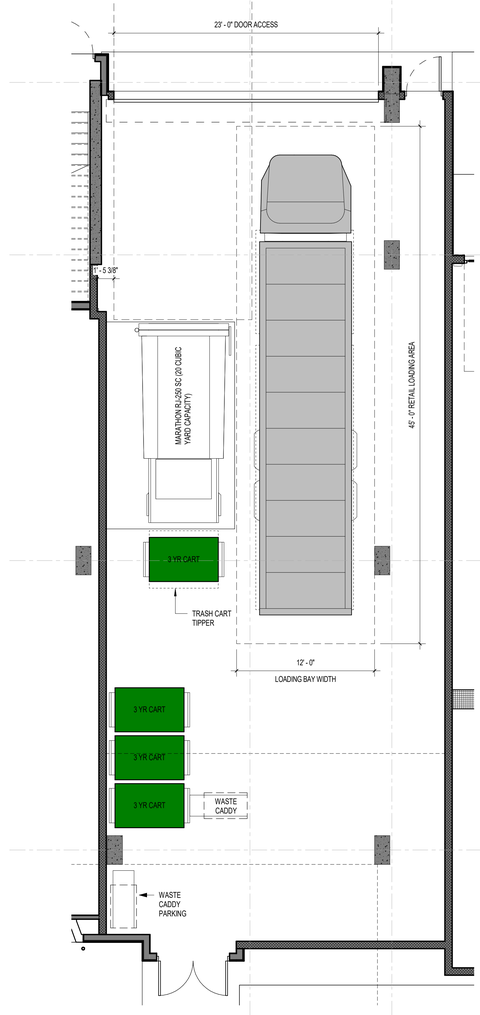

3 DRB - LEVEL 01 - RETAIL TRASH DOCK
3/16" = 1'-0"

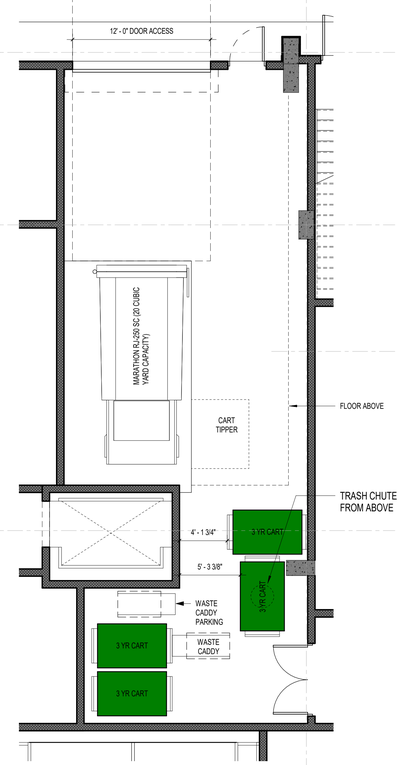

2 DRB - LEVEL 01 - RESIDENTIAL TRASH DOCK
3/16" = 1'-0"

CALLISONRTKL

CallisonRTKL Inc.
1717 PACIFIC AVENUE
DALLAS,TX 75201
Tel: 1.214.468.7600
Fax: 1.214.468.7601

Consultant

CAMELBACK

HAZEL
4605 N SCOTTSDALE ROAD
SCOTTSDALE, ARIZONA

CD PROGRESS SET

Owner

LOM LIVING

Issue Drawing Log

REV #	DATE (YYYY-MMDD)	ISSUE NAME

Seal

NOT FOR REGULATORY APPROVAL, PERMITTING, OR CONSTRUCTION

Sheet Identification

REFUSE PLAN

A-101.1

12/17/2021
1:48:13 PM

© 2021 CallisonRTKL Inc.

PARKING: TYPICAL DIMENSIONS

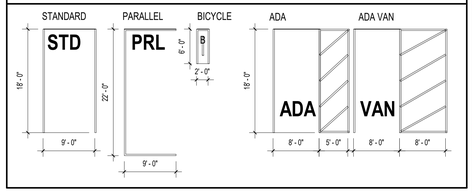

FLOOR PLAN GENERAL NOTES

1. UNO, DIMENSIONS AT METAL STUD WALLS ARE SHOWN TO FACE OF GYPSUM BOARD.
2. UNO, FLOOR ELEVATIONS INDICATED ON ALL FLOOR PLANS ARE TO TOP OF CONCRETE SLAB
3. UNO, ALL CORRIDOR AND STAIR DOORS HAVE 6" JAMB OR DOOR IS CENTERED IN ROOM.
4. UNO, RESIDENTIAL UNIT DEMISING WALLS ARE TYPE A3. UNO, RESIDENTIAL CORRIDOR WALLS ARE TYPE WD.
5. REFER TO A-0 SERIES SHEETS FOR WALL, FLOOR, & ROOF ASSEMBLIES, PARTITION TYPES, AND DOOR, WINDOW, & LOUVER SCHEDULES.
6. REFER TO A-8 SERIES SHEETS FOR UNIT FLOOR PLANS, REFLECTED CEILING PLANS, FINISH PLANS, AND CASEWORK DETAILS.
7. FIRE SEAL ALL PENETRATIONS IN RATED ASSEMBLIES AS INDICATED IN THE SPECIFICATIONS AND ON DRAWINGS, OR AS DIRECTED BY THE AUTHORITY HAVING JURISDICTION.
8. INSTALL R-10 SPRAYED THERMAL INSULATION TO THE BOTTOM OF CONCRETE OR COMPOSITE SLAB STRUCTURE ABOVE CEILINGS & SOFFITS IN ALL AREAS WHERE CONDITIONED SPACE IS LOCATED OVER UNCONDITIONED SPACE.
9. PROVIDE A MINIMUM CLEAR HEIGHT OF 8'-2" FOR VEHICULAR ACCESS AT GARAGE ENTRY AND THROUGHOUT GARAGE LEVEL 1.
10. PROVIDE A MINIMUM CLEAR HEIGHT OF 7'-2" FOR VEHICULAR ACCESS AISLE, RAMPS, DRIVEWAYS AND PARKING SPACES THROUGHOUT GARAGE LEVELS 2-4.
11. INSTALL BOLLARD AND/OR METAL PIPE GUARDS AT ALL EXPOSED PLUMBING PIPES AND ELECTRICAL CONDUITS IN GARAGE. COORDINATE WITH PLUMBING AND STRUCTURE. SUBMIT SHOP DRAWINGS WITH EXACT LOCATIONS AND DETAILS FOR ARCHITECT/ENGINEER REVIEW AND APPROVAL.

WALL CONSTRUCTION LEGEND

- CONCRETE WALL / STRUCTURE
- CMU WALL
- METAL STUD FRAMED WALL

REFER TO PARTITION & ASSEMBLY TYPE SHEETS FOR SPECIFIC TYPES

WALL FIRE RATING LEGEND

- 2HR FR BARRIER WITH 90 MIN OPENING PROTECTIVES
- 1HR FR BARRIER WITH 20 MIN OPENING PROTECTIVES
- 1/2HR FR PARTITION WITH 15 MIN OPENING PROTECTIVES

PARKING - LEVEL B3 N

PLAN LOCATION	TAG	TYPE	COUNT
BICYCLE PARKING			
BICYCLE			
PLAN NORTH	B	BICYCLE (2' x 6')	7
BICYCLE PARKING			7
VEHICULAR PARKING			
RESIDENT			
PLAN NORTH	CAR	ADA (9' X18' + 5' ACCESSIBLE AISLE)	1
PLAN NORTH	STD	STANDARD (9' X18')	81
VEHICULAR PARKING			82

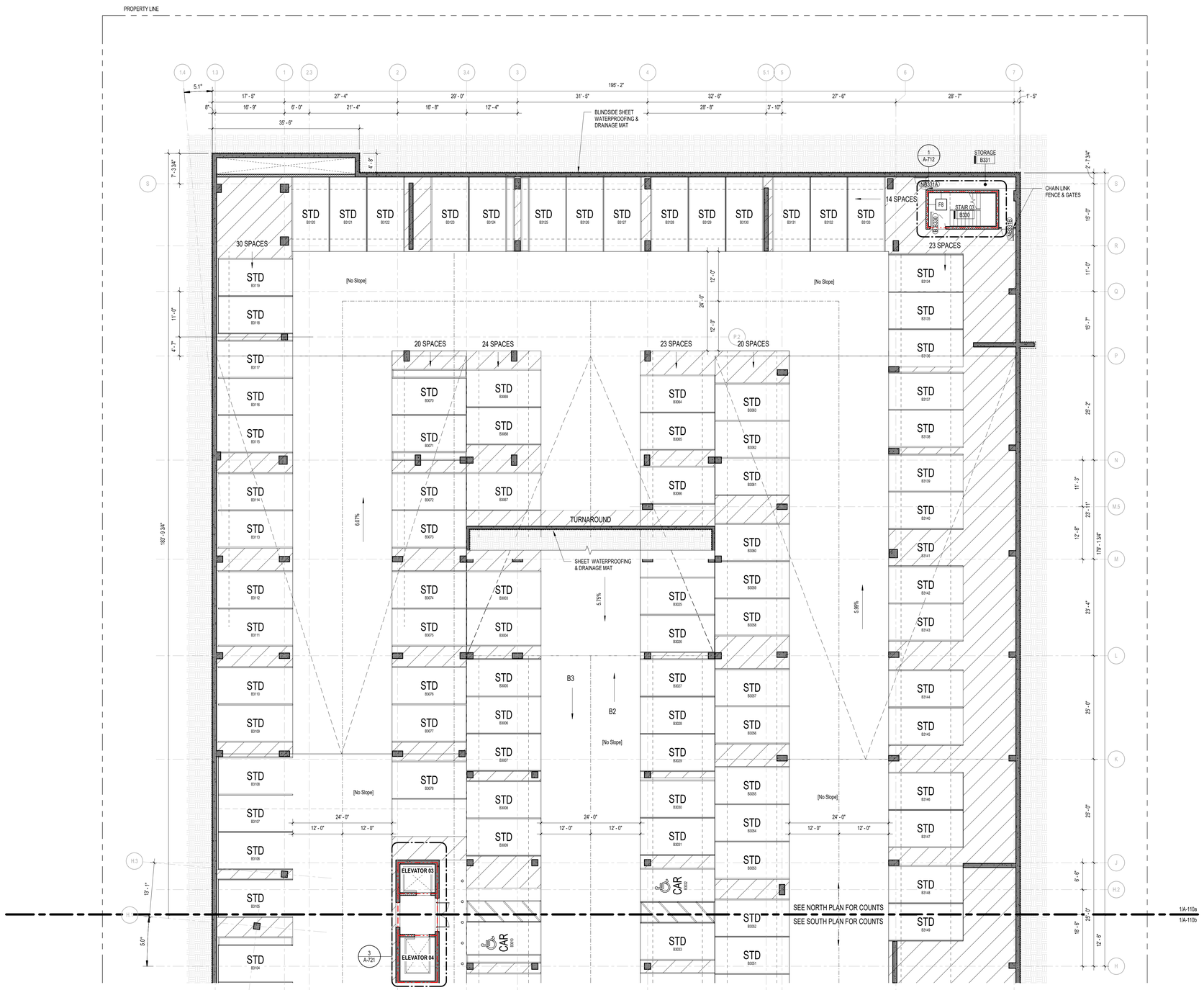

1 LEVEL B3 FLOOR PLAN - NORTH
3/32" = 1'-0"

KEY PLAN

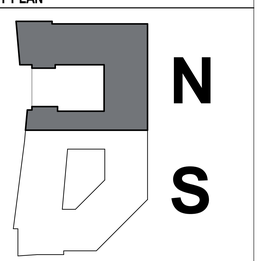

TRUE NORTH PLAN NORTH

CALLISONRTKL

CallisonRTKL Inc.
1717 PACIFIC AVENUE
DALLAS,TX 75201
Tel: 1.214.468.7600
Fax: 1.214.468.7601

Consultant

CAMELBACK

HAZEL
4605 N SCOTTSDALE ROAD
SCOTTSDALE, ARIZONA

CD PROGRESS SET

Owner

LOM LIVING

Issue Drawing Log

REV #	DATE (YYYY-MMDD)	ISSUE NAME

Seal

NOT FOR REGULATORY APPROVAL, PERMITTING, OR CONSTRUCTION

Sheet Identification

LEVEL B3 FLOOR PLAN - NORTH

A-110a

12/17/2021
2:19:29 PM

© 2021 CallisonRTKL Inc.

1 LEVEL B3 FLOOR PLAN - SOUTH
3/32" = 1'-0"

PARKING: TYPICAL DIMENSIONS

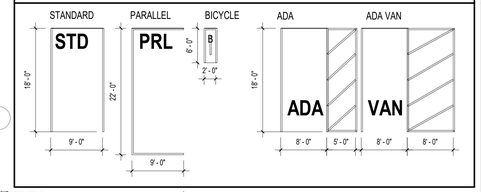

FLOOR PLAN GENERAL NOTES

1. UNO, DIMENSIONS AT METAL STUD WALLS ARE SHOWN TO FACE OF GYPSUM BOARD.
2. UNO, FLOOR ELEVATIONS INDICATED ON ALL FLOOR PLANS ARE TO TOP OF CONCRETE SLAB
3. UNO, ALL CORRIDOR AND STAIR DOORS HAVE 6" JAMB OR DOOR IS CENTERED IN ROOM
4. UNO, RESIDENTIAL UNIT DEMISING WALLS ARE TYPE A3. UNO, RESIDENTIAL CORRIDOR WALLS ARE TYPE WD.
5. REFER TO A-0 SERIES SHEETS FOR WALL, FLOOR, & ROOF ASSEMBLIES, PARTITION TYPES, AND DOOR, WINDOW, & LOUVER SCHEDULES.
6. REFER TO A-8 SERIES SHEETS FOR UNIT FLOOR PLANS, REFLECTED CEILING PLANS, FINISH PLANS, AND CASEWORK DETAILS.
7. FIRE SEAL ALL PENETRATIONS IN RATED ASSEMBLIES AS INDICATED IN THE SPECIFICATIONS AND ON DRAWINGS, OR AS DIRECTED BY THE AUTHORITY HAVING JURISDICTION.
8. INSTALL R-10 SPRAYED THERMAL INSULATION TO THE BOTTOM OF CONCRETE OR COMPOSITE SLAB STRUCTURE ABOVE CEILINGS & SOFFITS IN ALL AREAS WHERE CONDITIONED SPACE IS LOCATED OVER UNCONDITIONED SPACE.
9. PROVIDE A MINIMUM CLEAR HEIGHT OF 8'-2" FOR VEHICULAR ACCESS AT GARAGE ENTRY AND THROUGHOUT GARAGE LEVEL 1.
10. PROVIDE A MINIMUM CLEAR HEIGHT OF 7'-2" FOR VEHICULAR ACCESS AISLE, RAMPS, DRIVEWAYS AND PARKING SPACES THROUGHOUT GARAGE LEVELS 2-4.
11. INSTALL BOLLARD AND/OR METAL PIPE GUARDS AT ALL EXPOSED PLUMBING PIPES AND ELECTRICAL CONDUITS IN GARAGE. COORDINATE WITH PLUMBING AND STRUCTURE. SUBMIT SHOP DRAWINGS WITH EXACT LOCATIONS AND DETAILS FOR ARCHITECT/ENGINEER REVIEW AND APPROVAL.

WALL CONSTRUCTION LEGEND

- CONCRETE WALL / STRUCTURE
- CMU WALL
- METAL STUD FRAMED WALL

REFER TO PARTITION & ASSEMBLY TYPE SHEETS FOR SPECIFIC TYPES

WALL FIRE RATING LEGEND

- 2HR FR BARRIER WITH 90 MIN OPENING PROTECTIVES
- 1HR FR BARRIER WITH 20 MIN OPENING PROTECTIVES
- 1/2HR FR PARTITION WITH 15 MIN OPENING PROTECTIVES

PARKING - LEVEL B3 S

PLAN LOCATION	TAG	TYPE	COUNT
VEHICULAR PARKING			
RESIDENT			
PLAN SOUTH	CAR	ADA (9' X18' + 5' ACCESSIBLE AISLE)	2
PLAN SOUTH	STD	STANDARD (9' X18')	85
VEHICULAR PARKING			87

KEY PLAN

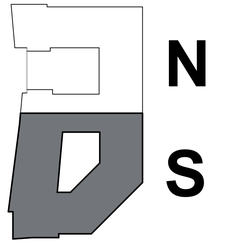

TRUE NORTH PLAN NORTH

CALLISONRTKL

CallisonRTKL Inc.
1717 PACIFIC AVENUE
DALLAS,TX 75201
Tel: 1.214.468.7600
Fax: 1.214.468.7601

Consultant

CAMELBACK

HAZEL
4605 N SCOTTSDALE ROAD
SCOTTSDALE, ARIZONA

CD PROGRESS SET

Owner

LOM LIVING

Issue Drawing Log

REV #	DATE (YYYY-MMDD)	ISSUE NAME

Seal

NOT FOR REGULATORY APPROVAL, PERMITTING, OR CONSTRUCTION

Sheet Identification

LEVEL B3 FLOOR PLAN - SOUTH

A-110b

12/17/2021
2:19:34 PM

© 2021 CallisonRTKL Inc.

PARKING: TYPICAL DIMENSIONS

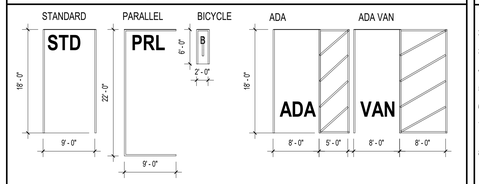

FLOOR PLAN GENERAL NOTES

1. UNO, DIMENSIONS AT METAL STUD WALLS ARE SHOWN TO FACE OF GYPSUM BOARD.
2. UNO, FLOOR ELEVATIONS INDICATED ON ALL FLOOR PLANS ARE TO TOP OF CONCRETE SLAB
3. UNO, ALL CORRIDOR AND STAIR DOORS HAVE 6" JAMB OR DOOR IS CENTERED IN ROOM.
4. UNO, RESIDENTIAL UNIT DEMISING WALLS ARE TYPE A3. UNO, RESIDENTIAL CORRIDOR WALLS ARE TYPE W3.
5. REFER TO A-0 SERIES SHEETS FOR WALL, FLOOR, & ROOF ASSEMBLIES, PARTITION TYPES, AND DOOR, WINDOW, & LOUVER SCHEDULES.
6. REFER TO A-8 SERIES SHEETS FOR UNIT FLOOR PLANS, REFLECTED CEILING PLANS, FINISH PLANS, AND CASEWORK DETAILS.
7. FIRE SEAL ALL PENETRATIONS IN RATED ASSEMBLIES AS INDICATED IN THE SPECIFICATIONS AND ON DRAWINGS, OR AS DIRECTED BY THE AUTHORITY HAVING JURISDICTION.
8. INSTALL R-10 SPRAYED THERMAL INSULATION TO THE BOTTOM OF CONCRETE OR COMPOSITE SLAB STRUCTURE ABOVE CEILINGS & SOFFITS IN ALL AREAS WHERE CONDITIONED SPACE IS LOCATED OVER UNCONDITIONED SPACE.
9. PROVIDE A MINIMUM CLEAR HEIGHT OF 8'-2" FOR VEHICULAR ACCESS AT GARAGE ENTRY AND THROUGHOUT GARAGE LEVEL 1.
10. PROVIDE A MINIMUM CLEAR HEIGHT OF 7'-2" FOR VEHICULAR ACCESS AISLE, RAMPS, DRIVEWAYS AND PARKING SPACES THROUGHOUT GARAGE LEVELS 2-4.
11. INSTALL BOLLARD AND/OR METAL PIPE GUARDS AT ALL EXPOSED PLUMBING PIPES AND ELECTRICAL CONDUITS IN GARAGE; COORDINATE WITH PLUMBING AND STRUCTURE. SUBMIT SHOP DRAWINGS WITH EXACT LOCATIONS AND DETAILS FOR ARCHITECT/ENGINEER REVIEW AND APPROVAL.

WALL CONSTRUCTION LEGEND

- CONCRETE WALL / STRUCTURE
- CMU WALL
- METAL STUD FRAMED WALL

REFER TO PARTITION & ASSEMBLY TYPE SHEETS FOR SPECIFIC TYPES

WALL FIRE RATING LEGEND

- 2HR FR BARRIER WITH 90 MIN OPENING PROTECTIVES
- 1HR FR BARRIER WITH 20 MIN OPENING PROTECTIVES
- 1/2HR FR PARTITION WITH 15 MIN OPENING PROTECTIVES

PARKING - LEVEL B2 N

PLAN LOCATION	TAG	TYPE	COUNT
BICYCLE PARKING			
BICYCLE			
PLAN NORTH	B	BICYCLE (2' x 6')	45
BICYCLE PARKING			45
VEHICULAR PARKING			
RESIDENT			
PLAN NORTH	CAR	ADA (9' X18' + 5' ACCESSIBLE AISLE)	1
PLAN NORTH	STD	STANDARD (9' X18')	70
VEHICULAR PARKING			71

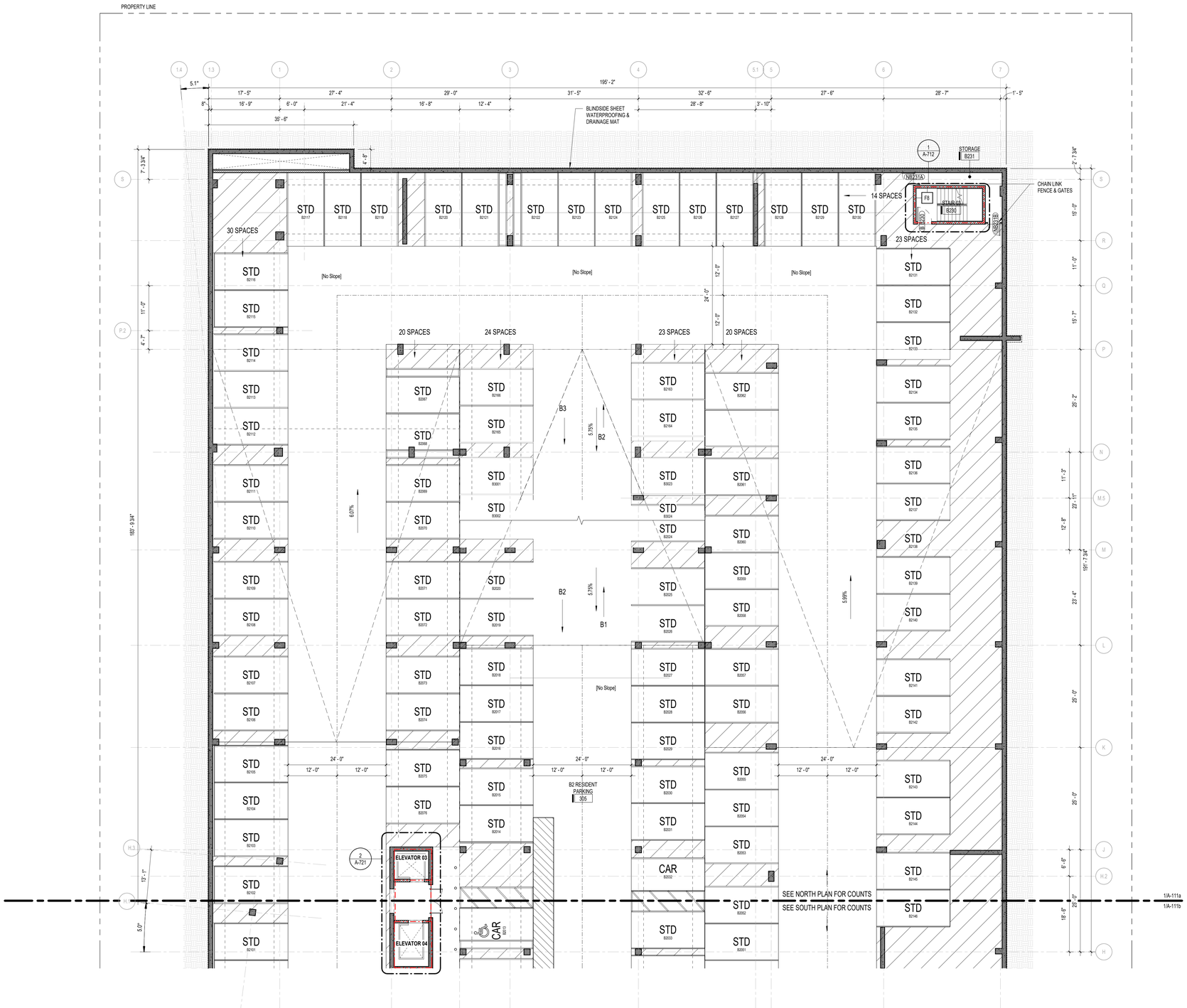

1 LEVEL B2 FLOOR PLAN - NORTH
3/32" = 1'-0"

KEY PLAN

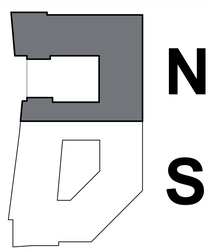

TRUE NORTH

PLAN NORTH

CALLISONRTKL

CallisonRTKL Inc.
1717 PACIFIC AVENUE
DALLAS,TX 75201
Tel: 1.214.468.7600
Fax: 1.214.468.7601

Consultant

CAMELBACK

HAZEL
4605 N SCOTTSDALE ROAD
SCOTTSDALE, ARIZONA

CD PROGRESS SET

Owner

LOM LIVING

Issue Drawing Log

REV #	DATE (YYYY-MMDD)	ISSUE NAME

Seal

NOT FOR REGULATORY APPROVAL, PERMITTING, OR CONSTRUCTION

Sheet Identification

LEVEL B2 FLOOR PLAN - NORTH

A-111a

12/17/2021
2:19:46 PM

© 2021 CallisonRTKL Inc.

1 LEVEL B2 FLOOR PLAN - SOUTH
3/32" = 1'-0"

PARKING: TYPICAL DIMENSIONS

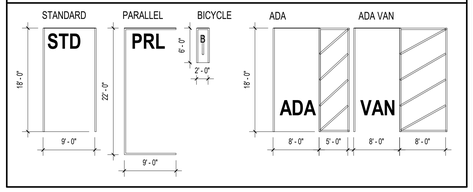

FLOOR PLAN GENERAL NOTES

1. UNO, DIMENSIONS AT METAL STUD WALLS ARE SHOWN TO FACE OF GYPSUM BOARD.
2. UNO, FLOOR ELEVATIONS INDICATED ON ALL FLOOR PLANS ARE TO TOP OF CONCRETE SLAB
3. UNO, ALL CORRIDOR AND STAIR DOORS HAVE 6" JAMB OR DOOR IS CENTERED IN ROOM.
4. UNO, RESIDENTIAL UNIT DEMISING WALLS ARE TYPE A3. UNO, RESIDENTIAL CORRIDOR WALLS ARE TYPE WD.
5. REFER TO A-0 SERIES SHEETS FOR WALL, FLOOR, & ROOF ASSEMBLIES, PARTITION TYPES, AND DOOR, WINDOW, & LOUVER SCHEDULES.
6. REFER TO A-8 SERIES SHEETS FOR UNIT FLOOR PLANS, REFLECTED CEILING PLANS, FINISH PLANS, AND CASEWORK DETAILS.
7. FIRE SEAL ALL PENETRATIONS IN RATED ASSEMBLIES AS INDICATED IN THE SPECIFICATIONS AND ON DRAWINGS, OR AS DIRECTED BY THE AUTHORITY HAVING JURISDICTION.
8. INSTALL R-10 SPRAYED THERMAL INSULATION TO THE BOTTOM OF CONCRETE OR COMPOSITE SLAB STRUCTURE ABOVE CEILINGS & SOFFITS IN ALL AREAS WHERE CONDITIONED SPACE IS LOCATED OVER UNCONDITIONED SPACE.
9. PROVIDE A MINIMUM CLEAR HEIGHT OF 8'-2" FOR VEHICULAR ACCESS AT GARAGE ENTRY AND THROUGHOUT GARAGE LEVEL 1.
10. PROVIDE A MINIMUM CLEAR HEIGHT OF 7'-2" FOR VEHICULAR ACCESS AISLE, RAMPS, DRIVEWAYS AND PARKING SPACES THROUGHOUT GARAGE LEVELS 2-4.
11. INSTALL BOLLARD AND/OR METAL PIPE GUARDS AT ALL EXPOSED PLUMBING PIPES AND ELECTRICAL CONDUITS IN GARAGE. COORDINATE WITH PLUMBING AND STRUCTURE. SUBMIT SHOP DRAWINGS WITH EXACT LOCATIONS AND DETAILS FOR ARCHITECT/ENGINEER REVIEW AND APPROVAL.

WALL CONSTRUCTION LEGEND

- CONCRETE WALL / STRUCTURE
- CMU WALL
- METAL STUD FRAMED WALL

REFER TO PARTITION & ASSEMBLY TYPE SHEETS FOR SPECIFIC TYPES

WALL FIRE RATING LEGEND

- 2HR FR BARRIER WITH 90 MIN OPENING PROTECTIVES
- 1HR FR BARRIER WITH 20 MIN OPENING PROTECTIVES
- 1/2HR FR PARTITION WITH 15 MIN OPENING PROTECTIVES

PARKING - LEVEL B2 S

PLAN LOCATION	TAG	TYPE	COUNT
VEHICULAR PARKING			
RESIDENT			
PLAN SOUTH	CAR	ADA (9' X18' + 5' ACCESSIBLE AISLE)	1
PLAN SOUTH	STD	STANDARD (9' X18')	101
VEHICULAR PARKING			102

KEY PLAN

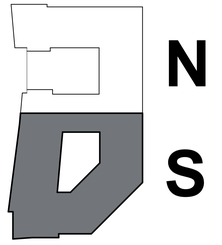

TRUE NORTH PLAN NORTH

CALLISONRTKL

CallisonRTKL Inc.
1717 PACIFIC AVENUE
DALLAS,TX 75201
Tel: 1.214.468.7600
Fax: 1.214.468.7601

Consultant

CAMELBACK

HAZEL
4605 N SCOTTSDALE ROAD
SCOTTSDALE, ARIZONA

CD PROGRESS SET

Owner

LOM LIVING

Issue Drawing Log

REV #	DATE (YYYY-MM/DD)	ISSUE NAME

Seal

NOT FOR REGULATORY APPROVAL, PERMITTING, OR CONSTRUCTION

Sheet Identification

LEVEL B2 FLOOR PLAN - SOUTH

A-111b

12/17/2021
2:19:51 PM

© 2021 CallisonRTKL Inc.

PARKING: TYPICAL DIMENSIONS

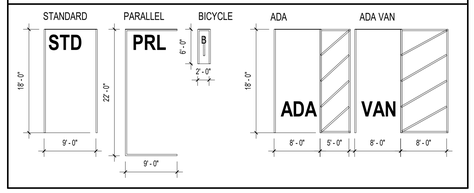

FLOOR PLAN GENERAL NOTES

1. UNO, DIMENSIONS AT METAL STUD WALLS ARE SHOWN TO FACE OF GYPSUM BOARD.
2. UNO, FLOOR ELEVATIONS INDICATED ON ALL FLOOR PLANS ARE TO TOP OF CONCRETE SLAB
3. UNO, ALL CORRIDOR AND STAIR DOORS HAVE 6" JAMB OR DOOR IS CENTERED IN ROOM
4. UNO, RESIDENTIAL UNIT DEMISING WALLS ARE TYPE A3. UNO, RESIDENTIAL CORRIDOR WALLS ARE TYPE W0.
5. REFER TO A-0 SERIES SHEETS FOR WALL, FLOOR, & ROOF ASSEMBLIES, PARTITION TYPES, AND DOOR, WINDOW, & LOUVER SCHEDULES.
6. REFER TO A-8 SERIES SHEETS FOR UNIT FLOOR PLANS, REFLECTED CEILING PLANS, FINISH PLANS, AND CASEWORK DETAILS.
7. FIRE SEAL ALL PENETRATIONS IN RATED ASSEMBLIES AS INDICATED IN THE SPECIFICATIONS AND ON DRAWINGS, OR AS DIRECTED BY THE AUTHORITY HAVING JURISDICTION.
8. INSTALL R-10 SPRAYED THERMAL INSULATION TO THE BOTTOM OF CONCRETE OR COMPOSITE SLAB STRUCTURE ABOVE CEILINGS & SOFFITS IN ALL AREAS WHERE CONDITIONED SPACE IS LOCATED OVER UNCONDITIONED SPACE.
9. PROVIDE A MINIMUM CLEAR HEIGHT OF 8'-2" FOR VEHICULAR ACCESS AT GARAGE ENTRY AND THROUGHOUT GARAGE LEVEL 1.
10. PROVIDE A MINIMUM CLEAR HEIGHT OF 7'-2" FOR VEHICULAR ACCESS AISLE, RAMPS, DRIVEWAYS AND PARKING SPACES THROUGHOUT GARAGE LEVELS 2-4
11. INSTALL BOLLARD AND/OR METAL PIPE GUARDS AT ALL EXPOSED PLUMBING PIPES AND ELECTRICAL CONDUITS IN GARAGE. COORDINATE WITH PLUMBING AND STRUCTURE. SUBMIT SHOP DRAWINGS WITH EXACT LOCATIONS AND DETAILS FOR ARCHITECT/ENGINEER REVIEW AND APPROVAL.

WALL CONSTRUCTION LEGEND

- CONCRETE WALL / STRUCTURE
- CMU WALL
- METAL STUD FRAMED WALL

REFER TO PARTITION & ASSEMBLY TYPE SHEETS FOR SPECIFIC TYPES

WALL FIRE RATING LEGEND

- 2HR FR BARRIER WITH 90 MIN OPENING PROTECTIVES
- 1HR FR BARRIER WITH 20 MIN OPENING PROTECTIVES
- 1/2HR FR PARTITION WITH 15 MIN OPENING PROTECTIVES

PARKING - LEVEL B1 N

PLAN LOCATION	TAG	TYPE	COUNT
VEHICULAR PARKING			
RESIDENT			
PLAN NORTH	CAR	ADA (9' X18' + 5' ACCESSIBLE AISLE)	1
PLAN NORTH	STD	STANDARD (9' X18')	82
VEHICULAR PARKING			83

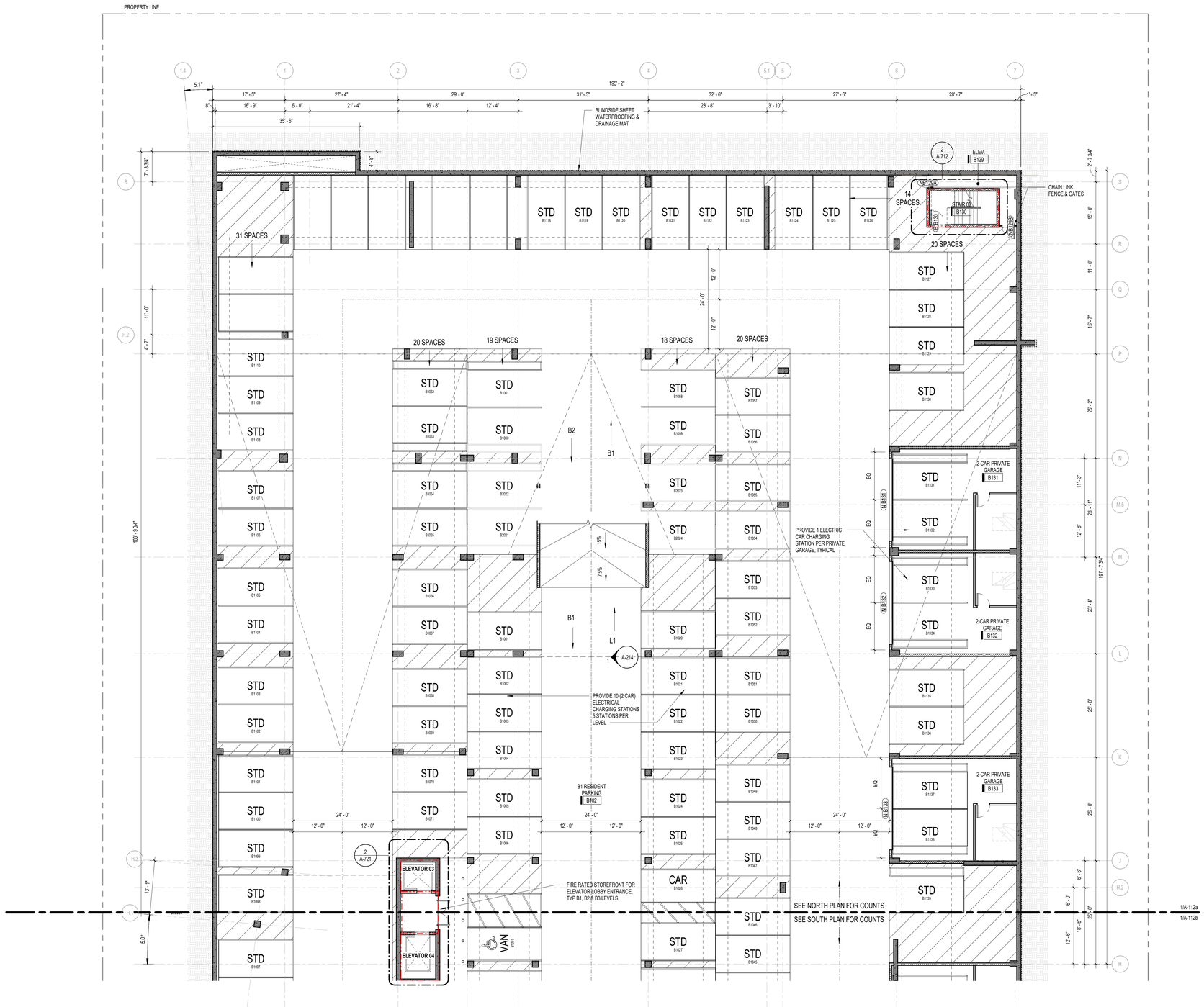

1 LEVEL B1 FLOOR PLAN - NORTH
3/32" = 1'-0"

KEY PLAN

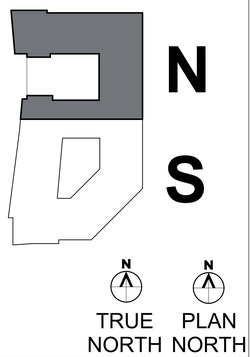

CALLISONRTKL

CallisonRTKL Inc.
1717 PACIFIC AVENUE
DALLAS,TX 75201
Tel: 1.214.468.7600
Fax: 1.214.468.7601

Consultant

CAMELBACK

HAZEL
4605 N SCOTTSDALE ROAD
SCOTTSDALE, ARIZONA

CD PROGRESS SET

Owner

LOM LIVING

Issue Drawing Log

REV #	DATE (YYYY-MMDD)	ISSUE NAME

Seal

NOT FOR REGULATORY APPROVAL, PERMITTING, OR CONSTRUCTION

Sheet Identification

LEVEL B1 FLOOR PLAN - NORTH

A-112a

12/17/2021
2:20:03 PM

© 2021 CallisonRTKL Inc.

1 LEVEL B1 FLOOR PLAN - SOUTH
3/32" = 1'-0"

PARKING: TYPICAL DIMENSIONS

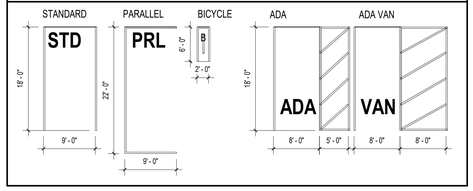

FLOOR PLAN GENERAL NOTES

1. UNO, DIMENSIONS AT METAL STUD WALLS ARE SHOWN TO FACE OF GYPSUM BOARD.
2. UNO, FLOOR ELEVATIONS INDICATED ON ALL FLOOR PLANS ARE TO TOP OF CONCRETE SLAB
3. UNO, ALL CORRIDOR AND STAIR DOORS HAVE 6" JAMB OR DOOR IS CENTERED IN ROOM
4. UNO, RESIDENTIAL UNIT DEMISING WALLS ARE TYPE A3. UNO, RESIDENTIAL CORRIDOR WALLS ARE TYPE W3.
5. REFER TO A-0 SERIES SHEETS FOR WALL, FLOOR, & ROOF ASSEMBLIES, PARTITION TYPES, AND DOOR, WINDOW, & LOUVER SCHEDULES.
6. REFER TO A-8 SERIES SHEETS FOR UNIT FLOOR PLANS, REFLECTED CEILING PLANS, FINISH PLANS, AND CASEWORK DETAILS.
7. FIRE SEAL ALL PENETRATIONS IN RATED ASSEMBLIES AS INDICATED IN THE SPECIFICATIONS AND ON DRAWINGS, OR AS DIRECTED BY THE AUTHORITY HAVING JURISDICTION.
8. INSTALL R-10 SPRAYED THERMAL INSULATION TO THE BOTTOM OF CONCRETE OR COMPOSITE SLAB STRUCTURE ABOVE CEILINGS & SOFFITS IN ALL AREAS WHERE CONDITIONED SPACE IS LOCATED OVER UNCONDITIONED SPACE.
9. PROVIDE A MINIMUM CLEAR HEIGHT OF 8'-2" FOR VEHICULAR ACCESS AT GARAGE ENTRY AND THROUGHOUT GARAGE LEVEL 1.
10. PROVIDE A MINIMUM CLEAR HEIGHT OF 7'-2" FOR VEHICULAR ACCESS AISLE, RAMPS, DRIVEWAYS AND PARKING SPACES THROUGHOUT GARAGE LEVELS 2-4.
11. INSTALL BOLLARD AND/OR METAL PIPE GUARDS AT ALL EXPOSED PLUMBING PIPES AND ELECTRICAL CONDUITS IN GARAGE. COORDINATE WITH PLUMBING AND STRUCTURE. SUBMIT SHOP DRAWINGS WITH EXACT LOCATIONS AND DETAILS FOR ARCHITECT/ENGINEER REVIEW AND APPROVAL.

WALL CONSTRUCTION LEGEND

- CONCRETE WALL / STRUCTURE
- CMU WALL
- METAL STUD FRAMED WALL

REFER TO PARTITION & ASSEMBLY TYPE SHEETS FOR SPECIFIC TYPES

WALL FIRE RATING LEGEND

- 2HR FR BARRIER WITH 90 MIN OPENING PROTECTIVES
- 1HR FR BARRIER WITH 20 MIN OPENING PROTECTIVES
- 1/2HR FR PARTITION WITH 15 MIN OPENING PROTECTIVES

PARKING - LEVEL B1 S

PLAN LOCATION	TAG	TYPE	COUNT
VEHICULAR PARKING			
RESIDENT			
PLAN SOUTH	VAN	ADA VAN ACCESSIBLE (9' X 18', 8' AISLE)	1
PLAN SOUTH	STD	STANDARD (9' X18')	78
VEHICULAR PARKING			79

KEY PLAN

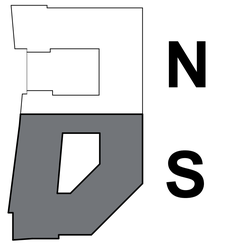

TRUE NORTH PLAN NORTH

CALLISONRTKL

CallisonRTKL Inc.
1717 PACIFIC AVENUE
DALLAS,TX 75201
Tel: 1.214.468.7600
Fax: 1.214.468.7601

Consultant

CAMELBACK

HAZEL
4605 N SCOTTSDALE ROAD
SCOTTSDALE, ARIZONA

CD PROGRESS SET

Owner

LOM LIVING

Issue Drawing Log

REV #	DATE (YYYY-MMDD)	ISSUE NAME

Seal

NOT FOR REGULATORY APPROVAL, PERMITTING, OR CONSTRUCTION

Sheet Identification

LEVEL B1 FLOOR PLAN - SOUTH

A-112b

12/17/2021
2:20:08 PM

© 2021 CallisonRTKL Inc.

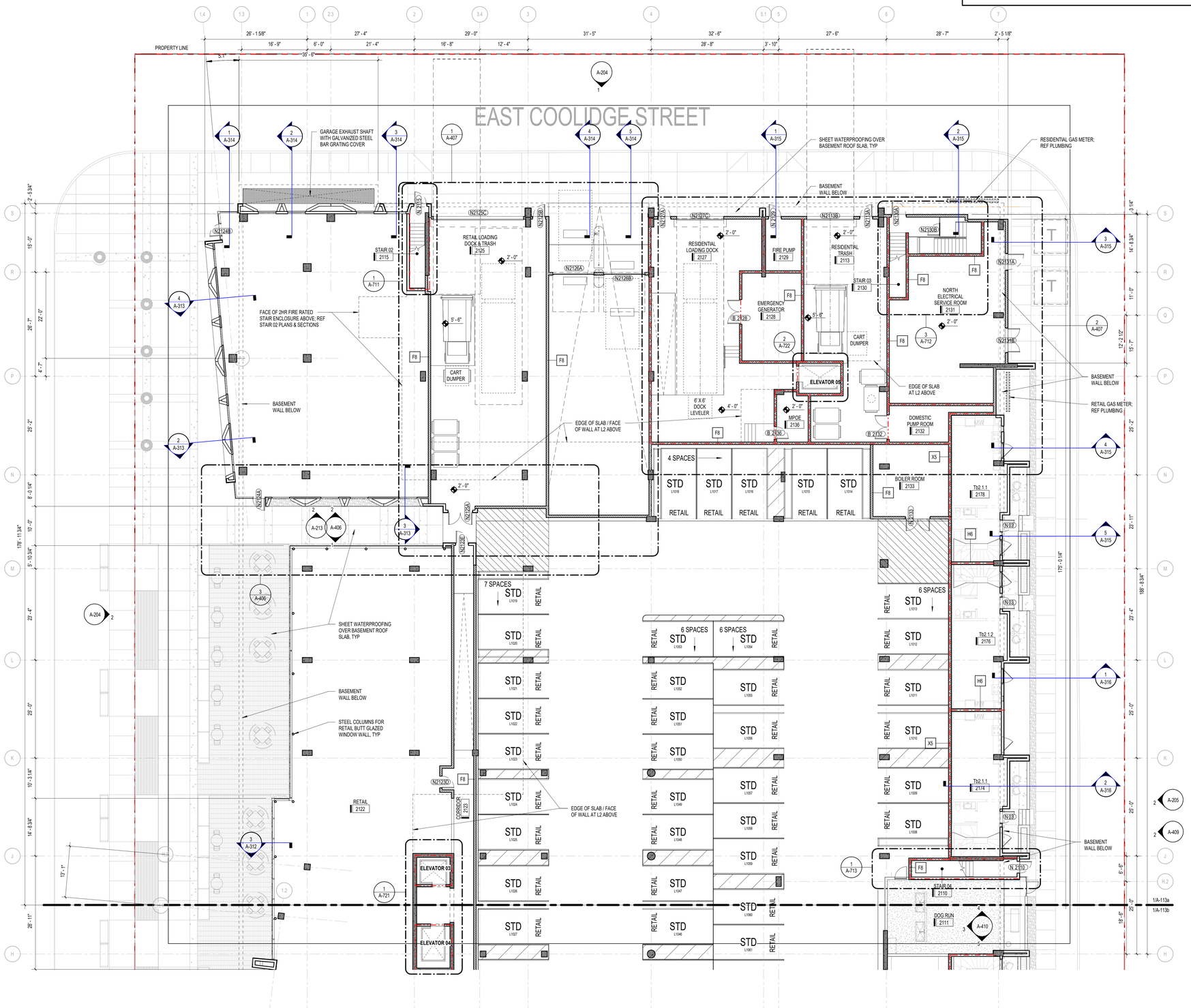

1 LEVEL 01 FLOOR PLAN - NORTH
3/32" = 1'-0"

PARKING: TYPICAL DIMENSIONS

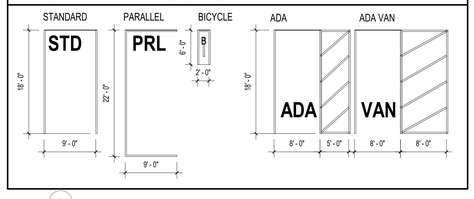

FLOOR PLAN GENERAL NOTES

1. UNO, DIMENSIONS AT METAL STUD WALLS ARE SHOWN TO FACE OF GYPSUM BOARD.
2. UNO, FLOOR ELEVATIONS INDICATED ON ALL FLOOR PLANS ARE TO TOP OF CONCRETE SLAB
3. UNO, ALL CORRIDOR AND STAIR DOORS HAVE 6" JAMB OR DOOR IS CENTERED IN ROOM
4. UNO, RESIDENTIAL UNIT DEMISING WALLS ARE TYPE A3. UNO, RESIDENTIAL CORRIDOR WALLS ARE TYPE W0.
5. REFER TO A-0 SERIES SHEETS FOR WALL, FLOOR, & ROOF ASSEMBLIES, PARTITION TYPES, AND DOOR, WINDOW, & LOUVER SCHEDULES.
6. REFER TO A-8 SERIES SHEETS FOR UNIT FLOOR PLANS, REFLECTED CEILING PLANS, FINISH PLANS, AND CASEWORK DETAILS.
7. FIRE SEAL ALL PENETRATIONS IN RATED ASSEMBLIES AS INDICATED IN THE SPECIFICATIONS AND ON DRAWINGS, OR AS DIRECTED BY THE AUTHORITY HAVING JURISDICTION.
8. INSTALL R-10 SPRAYED THERMAL INSULATION TO THE BOTTOM OF CONCRETE OR COMPOSITE SLAB STRUCTURE ABOVE CEILINGS & SOFFITS IN ALL AREAS WHERE CONDITIONED SPACE IS LOCATED OVER UNCONDITIONED SPACE.
9. PROVIDE A MINIMUM CLEAR HEIGHT OF 8'-2" FOR VEHICULAR ACCESS AT GARAGE ENTRY AND THROUGHOUT GARAGE LEVEL 1.
10. PROVIDE A MINIMUM CLEAR HEIGHT OF 7'-2" FOR VEHICULAR ACCESS AISLE, RAMPS, DRIVEWAYS AND PARKING SPACES THROUGHOUT GARAGE LEVELS 2-4.
11. INSTALL BOLLARD AND/OR METAL PIPE GUARDS AT ALL EXPOSED PLUMBING PIPES AND ELECTRICAL CONDUITS IN GARAGE; COORDINATE WITH PLUMBING AND STRUCTURE. SUBMIT SHOP DRAWINGS WITH EXACT LOCATIONS AND DETAILS FOR ARCHITECT/ENGINEER REVIEW AND APPROVAL.

WALL CONSTRUCTION LEGEND

- CONCRETE WALL / STRUCTURE
- CMU WALL
- METAL STUD FRAMED WALL

REFER TO PARTITION & ASSEMBLY TYPE SHEETS FOR SPECIFIC TYPES

WALL FIRE RATING LEGEND

- 2HR FR BARRIER WITH 90 MIN OPENING PROTECTIVES
- 1HR FR BARRIER WITH 20 MIN OPENING PROTECTIVES
- 1/2HR FR PARTITION WITH 15 MIN OPENING PROTECTIVES

PARKING - LEVEL L1 N

PLAN LOCATION	TAG	TYPE	COUNT
VEHICULAR PARKING			
RETAIL			
PLAN NORTH	STD	STANDARD (9' X18')	32
VEHICULAR PARKING			32

UNIT SCHEDULE LEVEL 1

UNIT NAME	COUNT	REF SHEET NO:
Tb1	3	
Tb2.1.1	2	
Tb2.1.2	1	
Tc1	1	
TOTAL UNITS THIS LEVEL: 7	7	

CALLISONRTKL

CallisonRTKL Inc.
1717 PACIFIC AVENUE
DALLAS,TX 75201
Tel: 1.214.468.7600
Fax: 1.214.468.7601

Consultant

CAMELBACK

HAZEL
4605 N SCOTTSDALE ROAD
SCOTTSDALE, ARIZONA

CD PROGRESS SET

Owner

LOM LIVING

Issue Drawing Log

REV #	DATE (YYYY-MMDD)	ISSUE NAME

KEY PLAN

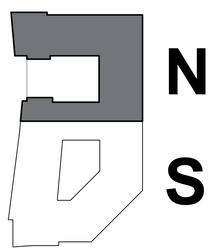

Seal

NOT FOR REGULATORY APPROVAL, PERMITTING, OR CONSTRUCTION

Sheet Identification

LEVEL 01 FLOOR PLAN - NORTH

A-113a

12/17/2021
2:20:26 PM

© 2021 CallisonRTKL Inc.

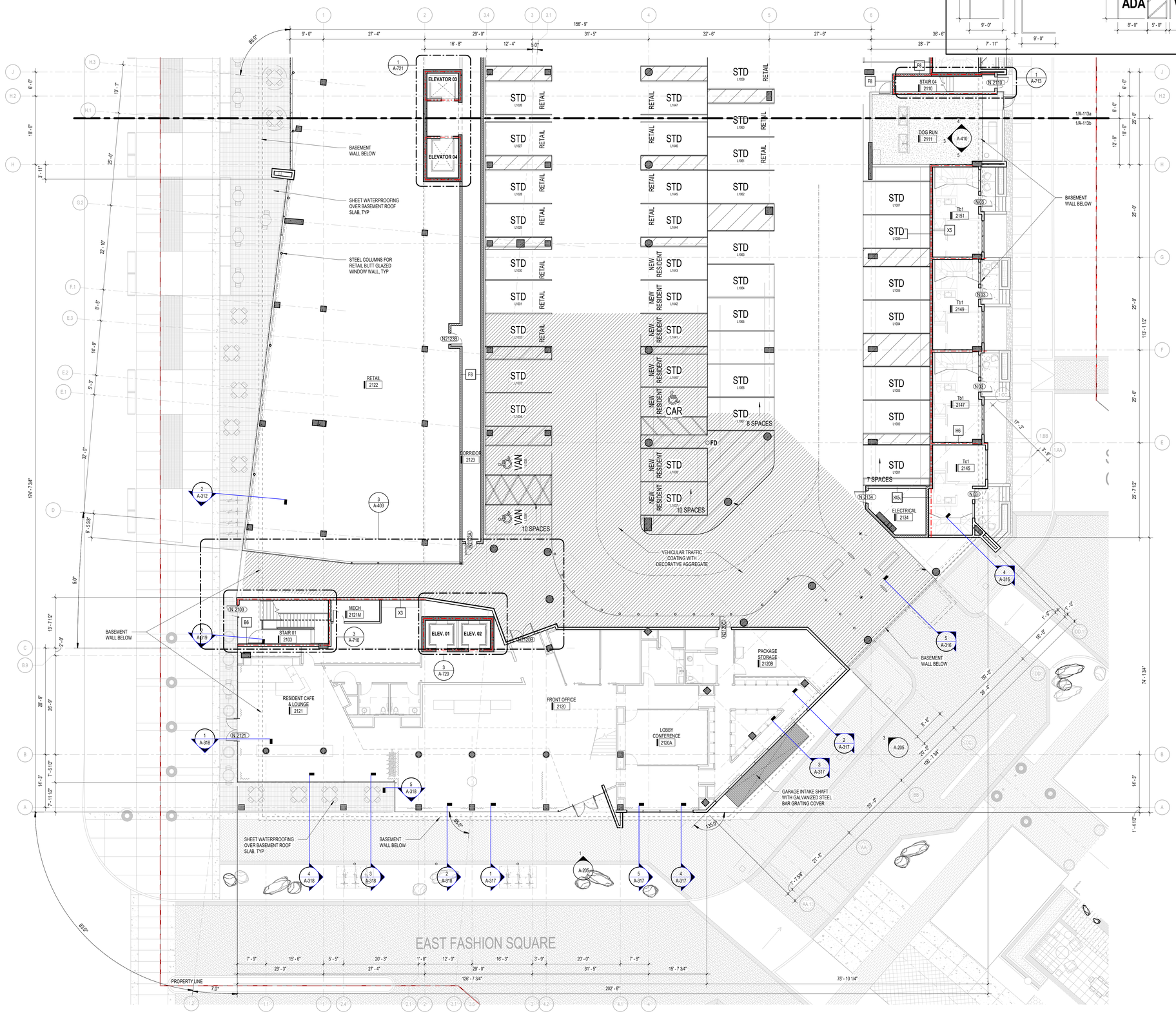

1 LEVEL 01 FLOOR PLAN - SOUTH
3/32" = 1'-0"

PARKING: TYPICAL DIMENSIONS

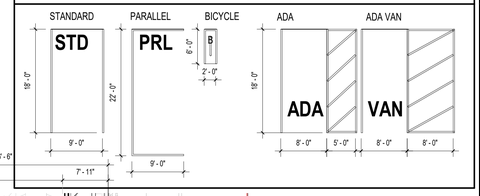

FLOOR PLAN GENERAL NOTES

1. UNO, DIMENSIONS AT METAL STUD WALLS ARE SHOWN TO FACE OF GYPSUM BOARD.
2. UNO, FLOOR ELEVATIONS INDICATED ON ALL FLOOR PLANS ARE TO TOP OF CONCRETE SLAB
3. UNO, ALL CORRIDOR AND STAIR DOORS HAVE 6" JAMB OR DOOR IS CENTERED IN ROOM
4. UNO, RESIDENTIAL UNIT DEMISING WALLS ARE TYPE A3. UNO, RESIDENTIAL CORRIDOR WALLS ARE TYPE WD.
5. REFER TO A-0 SERIES SHEETS FOR WALL, FLOOR, & ROOF ASSEMBLIES, PARTITION TYPES, AND DOOR, WINDOW, & LOUVER SCHEDULES.
6. REFER TO A-8 SERIES SHEETS FOR UNIT FLOOR PLANS, REFLECTED CEILING PLANS, FINISH PLANS, AND CASEWORK DETAILS.
7. FIRE SEAL ALL PENETRATIONS IN RATED ASSEMBLIES AS INDICATED IN THE SPECIFICATIONS AND ON DRAWINGS, OR AS DIRECTED BY THE AUTHORITY HAVING JURISDICTION.
8. INSTALL R-10 SPRAYED THERMAL INSULATION TO THE BOTTOM OF CONCRETE OR COMPOSITE SLAB STRUCTURE ABOVE CEILINGS & SOFFITS IN ALL AREAS WHERE CONDITIONED SPACE IS LOCATED OVER UNCONDITIONED SPACE.
9. PROVIDE A MINIMUM CLEAR HEIGHT OF 8'-2" FOR VEHICULAR ACCESS AT GARAGE ENTRY AND THROUGHOUT GARAGE LEVEL 1.
10. PROVIDE A MINIMUM CLEAR HEIGHT OF 7'-2" FOR VEHICULAR ACCESS AISLE, RAMPS, DRIVEWAYS AND PARKING SPACES THROUGHOUT GARAGE LEVELS 2-4.
11. INSTALL BOLLARD AND/OR METAL PIPE GUARDS AT ALL EXPOSED PLUMBING PIPES AND ELECTRICAL CONDUITS IN GARAGE. COORDINATE WITH PLUMBING AND STRUCTURE. SUBMIT SHOP DRAWINGS WITH EXACT LOCATIONS AND DETAILS FOR ARCHITECT/ENGINEER REVIEW AND APPROVAL.

WALL CONSTRUCTION LEGEND

- CONCRETE WALL / STRUCTURE
- CMU WALL
- METAL STUD FRAMED WALL

REFER TO PARTITION & ASSEMBLY TYPE SHEETS FOR SPECIFIC TYPES

WALL FIRE RATING LEGEND

- 2HR FR BARRIER WITH 90 MIN OPENING PROTECTIVES
- 1HR FR BARRIER WITH 20 MIN OPENING PROTECTIVES
- 1/2HR FR PARTITION WITH 15 MIN OPENING PROTECTIVES

PARKING - LEVEL L1 S

PLAN LOCATION	TAG	TYPE	COUNT
VEHICULAR PARKING			
RESIDENT			
PLAN SOUTH	CAR	ADA (9' X18' + 5' ACCESSIBLE AISLE)	1
PLAN SOUTH	VAN	ADA VAN ACCESSIBLE (9' x 18', 8' AISLE)	2
PLAN SOUTH	STD	STANDARD (9' X18')	23
RETAIL			
PLAN SOUTH	STD	STANDARD (9' X18')	9
VEHICULAR PARKING			35

UNIT SCHEDULE LEVEL 1

UNIT NAME	COUNT	REF SHEET NO:
Tb1	3	
Tb2.1.1	2	
Tb2.1.2	1	
Tc1	1	
TOTAL UNITS THIS LEVEL: 7	7	

CALLISONRTKL

CallisonRTKL Inc.
1717 PACIFIC AVENUE
DALLAS,TX 75201
Tel: 1.214.468.7600
Fax: 1.214.468.7601

Consultant

CAMELBACK
HAZEL
4605 N SCOTTSDALE ROAD
SCOTTSDALE, ARIZONA

CD PROGRESS SET

Owner

LOM LIVING

Issue Drawing Log

REV #	DATE (YYYY-MMDD)	ISSUE NAME

KEY PLAN

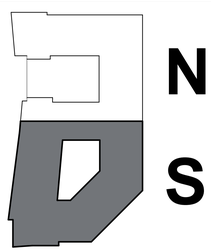

Seal

NOT FOR REGULATORY APPROVAL, PERMITTING, OR CONSTRUCTION

Sheet Identification

LEVEL 01 FLOOR PLAN - SOUTH

A-113b

12/17/2021
2:20:34 PM

© 2021 CallisonRTKL Inc.

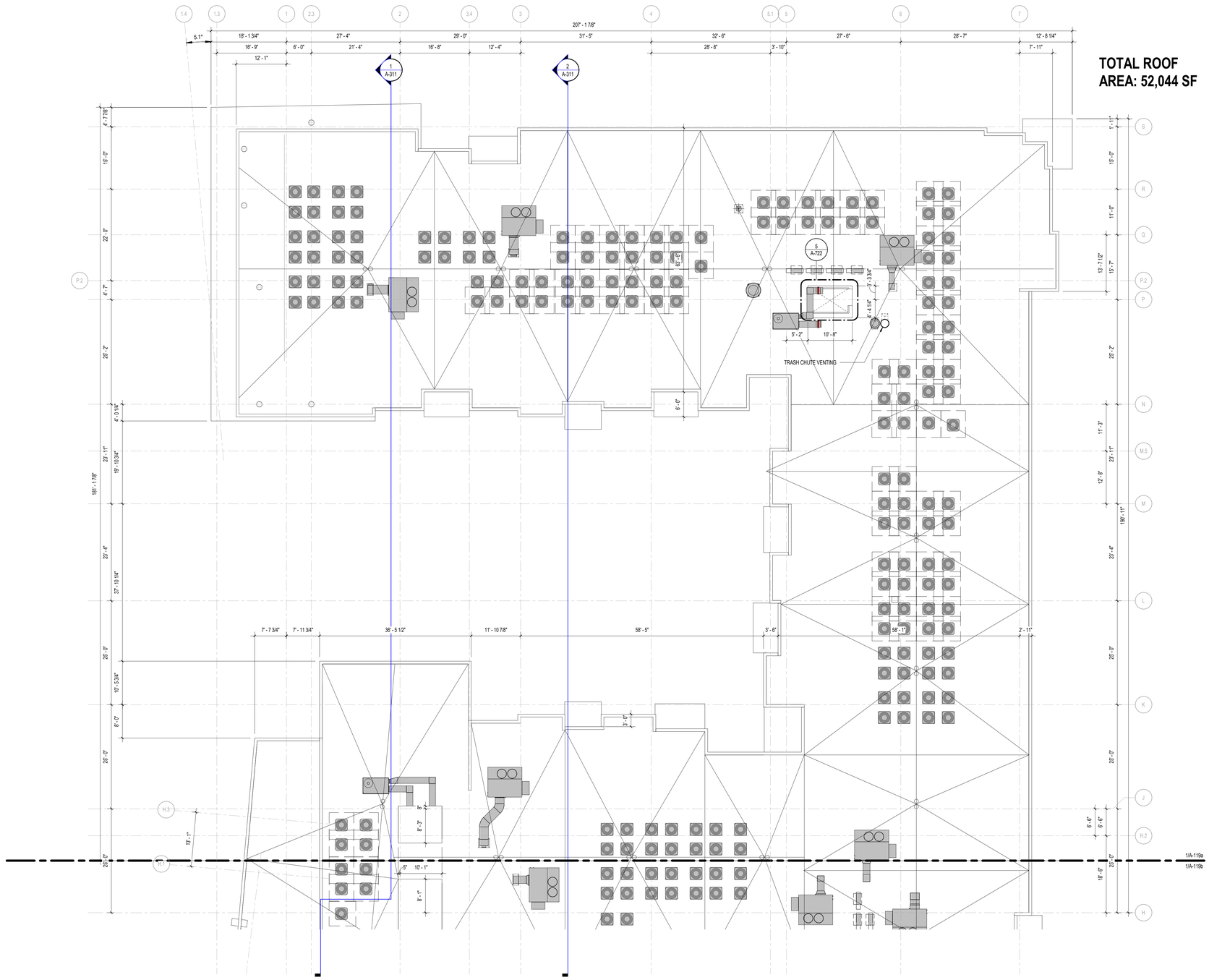

1 ROOF PLAN - NORTH
3/32" = 1'-0"

FLOOR PLAN GENERAL NOTES

1. UNO, DIMENSIONS AT METAL STUD WALLS ARE SHOWN TO FACE OF GYPSUM BOARD.
2. UNO, FLOOR ELEVATIONS INDICATED ON ALL FLOOR PLANS ARE TO TOP OF CONCRETE SLAB
3. UNO, ALL CORRIDOR AND STAIR DOORS HAVE 6" JAMB OR DOOR IS CENTERED IN ROOM
4. UNO, RESIDENTIAL UNIT DEMISING WALLS ARE TYPE A3. UNO, RESIDENTIAL CORRIDOR WALLS ARE TYPE WD.
5. REFER TO A-0 SERIES SHEETS FOR WALL, FLOOR, & ROOF ASSEMBLIES, PARTITION TYPES, AND DOOR, WINDOW, & LOUVER SCHEDULES.
6. REFER TO A-8 SERIES SHEETS FOR UNIT FLOOR PLANS, REFLECTED CEILING PLANS, FINISH PLANS, AND CASEWORK DETAILS.
7. FIRE SEAL ALL PENETRATIONS IN RATED ASSEMBLIES AS INDICATED IN THE SPECIFICATIONS AND ON DRAWINGS, OR AS DIRECTED BY THE AUTHORITY HAVING JURISDICTION.
8. INSTALL R-10 SPRAYED THERMAL INSULATION TO THE BOTTOM OF CONCRETE OR COMPOSITE SLAB STRUCTURE ABOVE CEILINGS & SOFFITS IN ALL AREAS WHERE CONDITIONED SPACE IS LOCATED OVER UNCONDITIONED SPACE.
9. PROVIDE A MINIMUM CLEAR HEIGHT OF 8'-2" FOR VEHICULAR ACCESS AT GARAGE ENTRY AND THROUGHOUT GARAGE LEVEL 1.
10. PROVIDE A MINIMUM CLEAR HEIGHT OF 7'-2" FOR VEHICULAR ACCESS AISLE, RAMPS, DRIVEWAYS AND PARKING SPACES THROUGHOUT GARAGE LEVELS 2-4
11. INSTALL BOLLARD AND/OR METAL PIPE GUARDS AT ALL EXPOSED PLUMBING PIPES AND ELECTRICAL CONDUITS IN GARAGE. COORDINATE WITH PLUMBING AND STRUCTURE. SUBMIT SHOP DRAWINGS WITH EXACT LOCATIONS AND DETAILS FOR ARCHITECT/ENGINEER REVIEW AND APPROVAL.

WALL CONSTRUCTION LEGEND

- CONCRETE WALL / STRUCTURE
- CMU WALL
- METAL STUD FRAMED WALL

REFER TO PARTITION & ASSEMBLY TYPE SHEETS FOR SPECIFIC TYPES

WALL FIRE RATING LEGEND

- 2HR FR BARRIER WITH 90 MIN OPENING PROTECTIVES
- 1HR FR BARRIER WITH 20 MIN OPENING PROTECTIVES
- 1/2HR FR PARTITION WITH 15 MIN OPENING PROTECTIVES

KEY PLAN

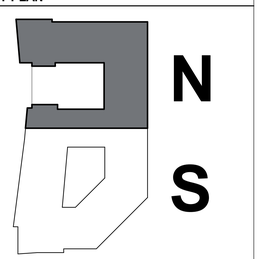

TRUE NORTH PLAN NORTH

CALLISONRTKL

CallisonRTKL Inc.
1717 PACIFIC AVENUE
DALLAS,TX 75201
Tel: 1.214.468.7600
Fax: 1.214.468.7601

Consultant

CAMELBACK

HAZEL
4605 N SCOTTSDALE ROAD
SCOTTSDALE, ARIZONA

CD PROGRESS SET

Owner

LOM LIVING

Issue Drawing Log

REV #	DATE (YYYY-MMDD)	ISSUE NAME

Seal

NOT FOR REGULATORY APPROVAL, PERMITTING, OR CONSTRUCTION

Sheet Identification

ROOF PLAN - NORTH

A-119a

12/17/2021
2:22:51 PM

© 2021 CallisonRTKL Inc.

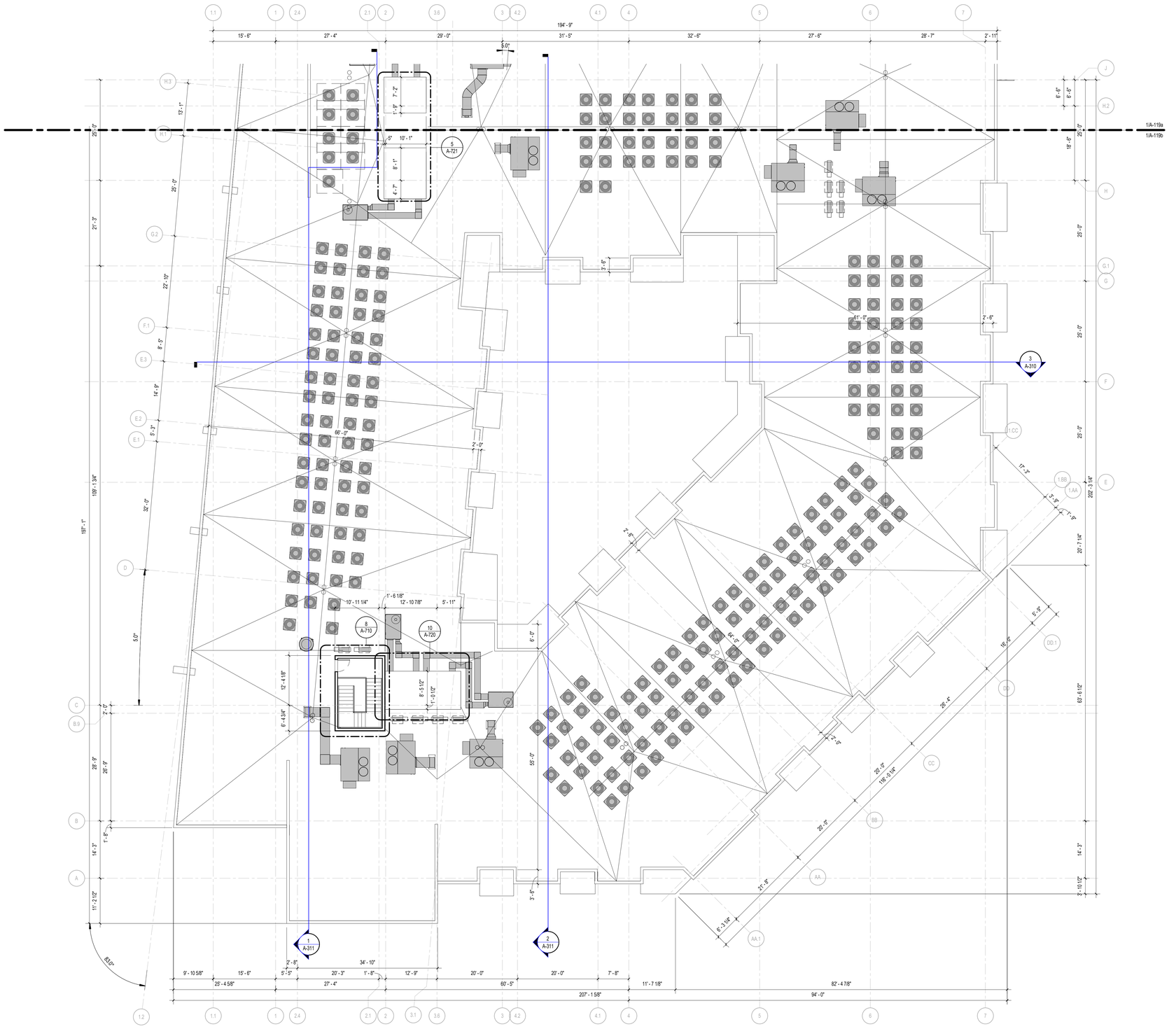

1 ROOF PLAN - SOUTH
3/32" = 1'-0"

FLOOR PLAN GENERAL NOTES

1. UNO, DIMENSIONS AT METAL STUD WALLS ARE SHOWN TO FACE OF GYPSUM BOARD.
2. UNO, FLOOR ELEVATIONS INDICATED ON ALL FLOOR PLANS ARE TO TOP OF CONCRETE SLAB
3. UNO, ALL CORRIDOR AND STAIR DOORS HAVE 6" JAMB OR DOOR IS CENTERED IN ROOM.
4. UNO, RESIDENTIAL UNIT DEMISING WALLS ARE TYPE A3. UNO, RESIDENTIAL CORRIDOR WALLS ARE TYPE WD.
5. REFER TO A-0 SERIES SHEETS FOR WALL, FLOOR, & ROOF ASSEMBLIES, PARTITION TYPES, AND DOOR, WINDOW, & LOUVER SCHEDULES.
6. REFER TO A-8 SERIES SHEETS FOR UNIT FLOOR PLANS, REFLECTED CEILING PLANS, FINISH PLANS, AND CASEWORK DETAILS.
7. FIRE SEAL ALL PENETRATIONS IN RATED ASSEMBLIES AS INDICATED IN THE SPECIFICATIONS AND ON DRAWINGS, OR AS DIRECTED BY THE AUTHORITY HAVING JURISDICTION.
8. INSTALL R-10 SPRAYED THERMAL INSULATION TO THE BOTTOM OF CONCRETE OR COMPOSITE SLAB STRUCTURE ABOVE CEILINGS & SOFFITS IN ALL AREAS WHERE CONDITIONED SPACE IS LOCATED OVER UNCONDITIONED SPACE.
9. PROVIDE A MINIMUM CLEAR HEIGHT OF 8'-2" FOR VEHICULAR ACCESS AT GARAGE ENTRY AND THROUGHOUT GARAGE LEVEL 1.
10. PROVIDE A MINIMUM CLEAR HEIGHT OF 7'-2" FOR VEHICULAR ACCESS AISLE, RAMPS, DRIVEWAYS AND PARKING SPACES THROUGHOUT GARAGE LEVELS 2-4.
11. INSTALL BOLLARD AND/OR METAL PIPE GUARDS AT ALL EXPOSED PLUMBING PIPES AND ELECTRICAL CONDUITS IN GARAGE. COORDINATE WITH PLUMBING AND STRUCTURE. SUBMIT SHOP DRAWINGS WITH EXACT LOCATIONS AND DETAILS FOR ARCHITECT/ENGINEER REVIEW AND APPROVAL.

WALL CONSTRUCTION LEGEND

- CONCRETE WALL / STRUCTURE
- CMU WALL
- METAL STUD FRAMED WALL

REFER TO PARTITION & ASSEMBLY TYPE SHEETS FOR SPECIFIC TYPES

WALL FIRE RATING LEGEND

- 2HR FR BARRIER WITH 90 MIN OPENING PROTECTIVES
- 1HR FR BARRIER WITH 20 MIN OPENING PROTECTIVES
- 1/2HR FR PARTITION WITH 15 MIN OPENING PROTECTIVES

N
S

TRUE NORTH
PLAN NORTH

CALLISONRTKL

CallisonRTKL Inc.
1717 PACIFIC AVENUE
DALLAS,TX 75201
Tel: 1.214.468.7600
Fax: 1.214.468.7601

Consultant

CAMELBACK

HAZEL
4605 N SCOTTSDALE ROAD
SCOTTSDALE, ARIZONA

CD PROGRESS SET

Owner

LOM LIVING

Issue Drawing Log

REV #	DATE (YYYY-MMDD)	ISSUE NAME

Seal

NOT FOR REGULATORY APPROVAL, PERMITTING, OR CONSTRUCTION

Sheet Identification

ROOF PLAN - SOUTH

A-119b

12/17/2021
2:22:55 PM

© 2021 CallisonRTKL Inc.