CATALOG NO: F2156-2 J HPF EB PM 120

NOTE: COLOR BY ARCHITECT.

Series	Incan.	Fluor.	HID	Exterior	Interior	Feed-thru	Other Options
2156	●	●		●	Fluor. only	●	Cast bronze front, 277V, 34.7V, lampproof screws, Surface housing, Vertical Format

Steplites **TYPE SH**

2156 SERIES









2156 Series Steplites in a vertical or horizontal format, are available with louvered or open cast aluminum face-plates. A cast alumi-num surface housing is also offered.

The junction box on Cole Steplites may be field mounted to the back or bottom of the fixture.

Description

The 2156 Series of Steplites offers incandescent or fluorescent lamp options. Its width allows relatively wide light distribution to the side in a variety of interior or exterior locations. The rugged construction, engineering excellence, and quality make these fixtures ideal for specification in most public areas.

Features

This series is offered in both a vertical and horizontal format and with optional surface mounting. Louvers in the 2156 Series are more widely spaced than in most fixtures of this type, allowing for significantly greater forward projected illumination. Exceptional durability is provided by the thick cast aluminum faceplate and the tempered glass diffuser. Louvered models offer even greater protection to the diffuser while controlling the distribution of the light. Cole Steplites feature a cast aluminum junction box which may be easily field mounted to either the back or bottom of the housing to best suit installation conditions.

Applications

The 2156 Series Steplites are suitable for concrete pour and stud wall mounting in indoor and outdoor installations. Incandescent fixtures will work extremely well in cold climates. The fluorescent option is the only fixture in the series that may be specified for interior combustible conditions. The vertical format is ideal for bollard applications.

Custom

If your project demands a special fixture, we would be pleased to discuss the production of modified standard fixtures or custom fixtures to suit your specific conditions. For more information on our custom capabilities, please contact your local Cole representative.

C. W. Cole & Company, Inc.
2560 N. Rosemead Boulevard
South El Monte, CA 91733-1593

Fax (626) 443-9253
Tel. (626) 443-2473
info@colelighting.com
www.colelighting.com

ARTRES BOLLARD

TYPE: **SE**

énergie



Catalog Number

FIXTURE
ARB - Artres Bollard

LAMPING
18 - 18 Watt Compact Fluorescent
39 - 39 Watt Metal Halide

VOLTAGE
120 - 120 Volt
277 - 277 Volt

EXAMPLE: ARB-18-120

CATALOG:
ARB 18 120

Specifications

CONSTRUCTION
Fixture is constructed of extruded aluminum, type F22. All seams and edges are welded together with invisible welds. Fixture mounts to mounting bracket with recessed screws. Top plate is secured with two screws.

SHIELDING
Gasketed glass cover plate over lamp opening.

FINISH
Finished in lightly textured, gray polyester powdercoat. Finish specially developed to withstand maximum exposure and wear.

ELECTRICAL
Specify 120 volt or 277 volt. Fixture is fully gasketed and U.L./C.U.L. wet location labeled. Fixture is fitted with an internal zero degree ballast for cold weather applications.

LAMPING
18 Watt quad tube compact fluorescent lamp or 39 Watt T6 metal halide with G12 base. Lamp not included.

Dimensions

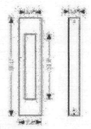

Energie LLC, 15000 W. 6th Avenue, Ste. 200A, Golden, CO 80401. Tel 720 963 8065 Fax 720 963 8044 www.energielighting.com

In an effort to continually improve our products, we reserve the right to change or modify original and/or materials without prior notice.

All rights reserved. These products may be covered by one or more U.S. or international patents or patents pending. 05/05

12V, MR-16

Gem™ Series

Architectural Lighting

TYPE: **SD**



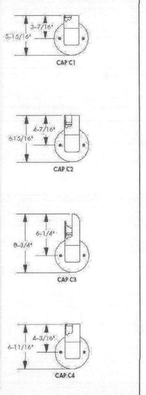

CONSTRUCTION: Body, cap, cone, and mount plate machined from 6061-T6 ALUMINUM. Lens cut from tempered borosilicate glass for superior clarity and strength. Ceramic socket rated 250V, 12A, 750W with 18ga, 250°C leads.

FINISHES: Available in 11 standard TGIC polyester powder coat finishes. Custom powder coat finishes available. Contact factory for more info.

FEATURES: Field replaceable lens. Can be oriented in either the spot or flood positions. Any combination of up to 3 lens accessories / color filter / shielding can be specified in any cap style and are held securely by a removable stainless steel clip ring.

GENERAL: This fixture requires a 12V transformer to function properly. Transformer must be purchased separately, see accessories section (page 101). All lamps listed are 12V MR-16 unless otherwise noted. When using a color filter with a 50W lamp, a dichroic filter is required to retain UL listing (SLED, CSLEA, and MEDR, PA BLED). Mount to a standard 4" wet J-box, includes stainless mounting screw and gasket.

MOUNTING OPTIONS:

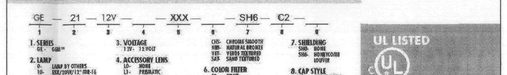

GE — 21 — 12V — XXX — SH6 — C2

1 2 3 4 5 6 7 8 9

1. SERIES
GE - GEM™

2. LAMP
9 - LAMP BY OTHERS
10 - EXT/FOOD/17-MR-11
11 - EXT/FOOD/17-MR-11
12 - EXT/FOOD/17-MR-16
13 - EXT/FOOD/17-MR-16
14 - EXT/FOOD/17-AR-111
15 - EXT/FOOD/17-MR-16
16 - EXT/FOOD/17-MR-16
17 - EXT/FOOD/17-MR-16
18 - EXT/FOOD/17-MR-16
19 - EXT/FOOD/17-MR-16
20 - EXT/FOOD/40-MR-16
21 - EXT/FOOD/40-MR-16

3. VOLTAGE
12V - 12 VOLT

4. ACCESSORY LENS
G - GRID
L - PRISMATIC
S - SPECULAR
C - CONTOURED

5. FINISH COLOR
BLCG - BLACK SMOOTH
BLTG - BLACK TEXTURED
BRCG - BRONZE SMOOTH
BRTG - BRONZE TEXTURED
WHCG - WHITE SMOOTH
WHTG - WHITE TEXTURED
SLCG - SILVER SMOOTH
SLTG - SILVER TEXTURED

6. COLOR FILTER
CBL - COBALT BLUE
BLU - BLUE (DAY VIEW)
RED - RED
DRED - RED DICHROIC
AMB - AMBER
GREEN - GREEN
GRED - GREEN DICHROIC
LBLU - LIGHT BLUE
MBLU - MED BLUE
DBLU - DARK BLUE DICHROIC
CPR - CHROME SMOOTH
NBR - NATURAL BRONZE
VBR - VIVID BRONZE
SAT - SATIN TEXTURED

7. SHIELDING
NSH - NO SHIELD
SHR - HONEYCOMB LOUVER

8. CAP STYLE
C1 - CAP C1 FLUSH
C2 - CAP C2 DEEP
C3 - 45° CUTOFF
C4 - SHORT FLUSH

9. SPECIAL
STD - STANDARD
NON - NON-STD

UL LISTED

Wet Location Outdoor: 50W Indoor: 50W

UL LISTED: Indoor/Outdoor: 20W

Visit our website for complete specifications: www.winonalighting.com
Winonaspec™ from Winona Lighting 1760 W. Roberts Street Winona, MN 55987 Toll Free: 800.328.4289 Fax: 507.454.1814

CATALOG# CC450C-17' RTS 150MH 120 TYPE: **SA**

* Fixture to be full cut-off. 11-7-08

CAETO
Pole Bracket Mounted Luminaire

Housing constructed of die-cast aluminum. Hinged cover of single-pane, tempered safety glass fitted with quick lock mechanism. Reflector included.

High quality, round fluted pole comes with attached embedded base. Galvanized steel base and pole. Pole and housing come in RAL or mica colours.

Ingress protection IP 65
Protection rating I
CE

Optional features
Automatic on/off sensor feature for night reduction.
Protection rating II
Only to 150W possible).
Flange plate.

Article No.	LSR mm	Lamp Type/Wattage RST-MF70W	RST-MF100W	RST-MF150W	RST-MF250W	RTF-CE70W	RTF-CE150W	RTF-70W
10.07501.6500	6500	●	●	●	–	●	●	–
10.07502.6500	6500	●	●	●	–	●	●	–
10.07511.6000	6000	–	–	●	●	–	●	●
10.07512.6000	6000	–	–	●	●	–	●	●
10.07521.8000	8000	–	–	●	●	–	●	●
10.07522.8000	8000	–	–	●	●	–	●	●

Order No.: Article No. + Lamp Type/Wattage

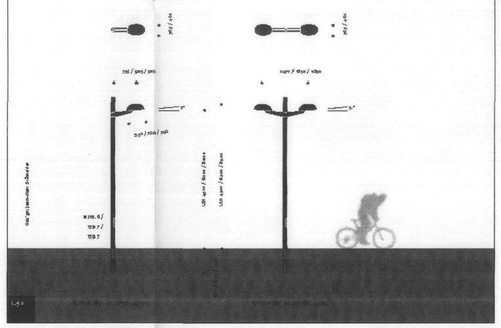

GREENLEE RDB/RDS ORDER SPECIFICATIONS

TYPE: **SH**

2156 SERIES

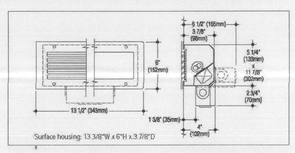

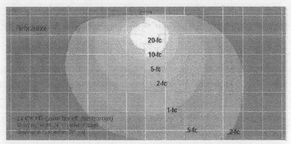

The isolux curves illustrated above show the footcandle distribution for a 2156 Series fixture with two 40W incandescent lamps mounted at a height of 2'-0". The conversion chart provides the light output figures for various lamp types at four mounting heights. The lamp height determines the scale of the grid, i.e., for a fixture mounted at 3'-0" the grid squares become 3'-0" x 3'-0". To calculate the footcandles for each isolux curve use the conversion factors shown in the chart as multipliers of the footcandles indicated for each isolux curve. IES format photometric files are available.

Isolux Footcandle Conversion Chart

Lamp Type	Lum.	Mounting Height and Grid Scale 1'-0"	1'-6"	2'-0"	3'-0"
2 x 40W A19 inc.	960	4.00	1.78	1.00	0.44
1 x 13W fluor.	900	3.75	1.67	0.94	0.28
2 x 13W fluor.	1800	2.50	3.34	1.88	0.83

Catalog Numbers	Recessed Fixtures Faceplate Louver/Not.	Louver/Not. Glass	Surface Fixtures Faceplate Louver/Not.	Louver/Not. Glass
Lamp				
Two 40W A19 medium base incandescent	T 2156V	T 2156G	ST 2156	ST 2156G
One 13W (CFT13W/GX23) compact fluor.	F 2156	F 2156V	F 2156G	SF 2156	SF 2156G
Two 13W (CFT13W/GX23) compact fluor.	F 2156-2	F 2156V-2	F 2156G-2	SF 2156-2	SF 2156G-2

Options

Junction Box: Bottom or back mounted junction box as required for feed-thru. Add suffix **-J**. Not for surface housing.
Weatherproof: For exterior applications. Add suffix **-W**.
Tamperproof Screws: Tamperproof allen head faceplate screws. Add suffix **-TP**.
Ballasts: 277V or 347V ballast. Add suffix **-277** or **-347**. High power factor. Add suffix **-HPF**. Electronic ballast. Add suffix **-EB**.
Bronze Faceplate: Satin finished, red brass faceplate. Add suffix **-B**.
Emergency Battery: Provides up to 90 minutes operation of one 13W lamp. Not available 347V. Add suffix **-B**.
Alternate Faceplate Color: Black or white. Add suffix **-BLK** or **-WHT**.
Plastic Microlouver: 3M Light Control Film behind clear tempered glass. Fluorescent only. Add suffix **-PM**.

Steplites

Specifications

Construction
- Recessed housing is constructed from die-formed 16 gauge, steel finished with a white polyester coating • Surface housing is cast aluminum with metallic aluminum polyester coating • Faceplate is cast aluminum with metallic aluminum polyester coating, gasketed and retained by stainless steel screws • Diffuser is frosted tempered glass set in silicone sealant • Reflector is constructed of die-formed semi-specular aluminum • Optional junction box is cast aluminum with polyester coating • ETL/CETL listed, suitable for wet locations • Incandescent models for concrete pour/block wall construction only • Fluorescent models for any wall construction

Electrical
- Fixture is wired for one 13W, two 13W compact fluorescent (PL, Blax, etc.) lamps, or two 40W A19 incandescent lamps. Ballasts are standard 120V (277V, 347V optional), low-ambient • Pivoting fluorescent sockets ease relamping • Optional junction box allows it wire thru-wiring, four in and four out. Provided with one ½" conduit entrance in each side.

Mounting
Housing has flange with holes for mounting.

How to Specify
1. Select catalog number with desired features.
2. Add suffixes for options required to meet job conditions.

C. W. Cole & Company, Inc.
2560 N. Rosemead Boulevard
South El Monte, CA 91733-1593

Fax (626) 443-9253
Tel. (626) 443-2473
info@colelighting.com
www.colelighting.com

GREENLEE RDB/RDS ORDER SPECIFICATIONS

TO ORDER FIXTURE: Select appropriate choice from each column as in example below.

Series	Wattage/Lamp Type	Voltage	Optics	Options
RDB	50[1], 70[1], 100, 150, 175 MH	120 208 240 277	**Optics for Medium Base E-17 Lamps** FLV - Variable Flood 30°–80° SPV - Variable Spot 15°–40° AWW - Asymmetric Wall Wash Optics (for E-17 lamps) FLF - Fixed Flood Reflector 80° SPF - Fixed Spot Reflector 15° **Optics for T6 CDM Lamps w/G12 bi-pin base** SWW - Superior Wall Wash Optics (for T-6 lamps) FLW/G12 - Variable Flood 30°–80° SPW/G12 - Variable Spot 10°–45° **Double Ended Metal Halide Optics** DMWA - Wall Wash Optics 70, 150 **Self Reflectorized Lamp Optics** RFL - Medium Base for Self Reflectorized Lamp MV 100, 175 PAR38 - Med Base PAR38 Lamps MH 70, 100, 150, 175	**Accessories** CFP - Color Filters[2] DSA - Directional Shield Aluminum – Specify Color[3] DSB - Directional Shield Brass RL - Internal Directional Louver RG2 - Stainless Steel Rock Guard RTL - Reduced Temperature Lens SST - Stainless Steel Trim TDF - Tie Down Fasteners TRKEY - Key for TR fasteners
	INC	120	PAR38 Medium Base(s) to 250 watt AWW - Up to 150 watt T-10 halogen	
	26, 32, 42 CFL	UE[4]	CFF Compact Fluorescent Flood	
RDS Marker	50MH	120 208 240 277	DMA - Domed Directional Marker - Aluminum DMB - Domed Directional Marker - Brass	**Options** 180 - 180° House Side Shield
RDS Straight	35[5], 50, 70, 100 MH 50[6], 75[6] 100MV MV 35, 50, 70, 100[6] HPS	120 208 240 277	**Optics for Medium Base E-17 Lamps** FLV - Variable Flood 30°–110° SPV - Variable Spot 15°–90° AWW - Asymmetric Wall Wash Optics FLF - Fixed Flood Reflector 90° SPF - Fixed Spot Reflector 15° Self Reflectorized Lamp Optics RFL - Up to 150W MH PAR38 Up to 100W MV R30 CF 70W MH PAR30 **Optics for T6 CDM lamps with G12 Bi-Pin Base** FLW/G12 - Variable Flood 30°–80° SPW/G12 - Variable Spot 10°–45°	**Accessories** CFP - Color Filters[2] DSA - Directional Shield Aluminum–Specify Color[3] DSB - Directional Shield Brass HL - Internal Housell Louver RG2S - Stainless Steel Rock Guard RTL - Reduced Temperature Lens SST - Stainless Steel Trim TDF - Tie Down Fasteners TR Key - Key for TR Fasteners
	26, 32, 42 CFL	UE[4]	CFF - Compact Fluorescent Flood	
	LV	LV	MR16KS - Single MR16 up to 65 watts MR16D - Dual MR16's up to 50 watts each	
	20, 35 MH	UE	MR16KS - Single MR16 up to 35 watts MR16D - Dual MR16's up to 35 watts each	

EXAMPLE: RDB 175MH 120 FLV IDL

Use of RTL, color filters, louvers, or other accessories that block light lowers Maximum Wattage rating. Consult catalog, web site or factory for details.

FOOTNOTES
1- 50 W and 70W MV Ballasts are available in 120 V or 277 V only.
2- Universal Electronic 120-277 V 50 or 60 HZ Ballast.
3- Restricted use item. Consult web site or factory for details.
4- Aluminum Lens Retainer, Rock Guard, and Directional Shield are available with CPP - Clear or BLK - Black Polyester Powder Coat.
5- 100 Watt HPS ballast is available in 120 or 277 - volt only.
6- R,V,G12 and SPW/G12 Optics are designed for use with T-6 Ceramic Metal Halide lamps with G12 bases. Available in 35 and 70 watts only.

Greenlee Lighting™ Project Name _____ Fixture Type _____ SG
Catalog # RDB 70MH 120 SPV DSA RGA

© 2007 LSI INDUSTRIES INC.

GREENLEE RDB/RDS SERIES

Lamp Types: Metal Halide, Mercury Vapor, High Pressure Sodium, Incandescent, Low-Voltage, and Compact Fluorescent
Housing: Compression molded, fiber-reinforced polymer housing provides high strength and UV stability. Warranted against corrosion for two years.
Finish: Housing and standard slip-resistant composite lens retainer is black. Optional aluminum accessories are available in Black or Clear polyester powdercoat. Brass accessories have a natural, as cast finish.
Fasteners: All exposed fasteners are captive, black oxide coated, stainless steel.
Lampholder: Matched to lamp/optics. Medium base is glazed porcelain, 4KV pulse rated, with spring center contact. Double ended HID are 5KV pulse rated with silver plated contacts. Compact fluorescent are molded thermoplastic. UV Bi-pin are high temperature ceramic.
Lens/Retainer: Tempered, heat resistant glass available with optional slip resistant etched pattern, or low-iron formulation. Cast brass and aluminum lens retainer is are available in place of standard composite ring.
Optics/Aiming: Flood and Spot optics with variable beam spreads are available. Precise beam spread, tilt, and rotation can all be locked into place. Max reflector tilt is 15° in RDS, and 25° in RDB. Spot optics come standard with Internal Source Shields for glare control. Wall Wash optics have integral glare control devices. Reflector lamps from MR16 (RDS) through PAR38 (RDB) can be accommodated.
Power Pack: Standard HID PPK is magnetic, high power factor, -20°F starting, with a Class H, 180°C insulation system. Ballast and thermal protector are encapsulated in silica resin for heat control. PPK assembly has handle/finger holes for easy installation and service. Dessimalar quick connectors ensure error free assembly. Molded-in compartments (in housing) separate capacitor and igniter from ballast heat. Fluorescent ballast is electronic, universal 120-277V 50/60HZ, rated for 0°F starting. Electronic ballasts for most metal halide lamps are an available option.
Seal Pack and waterproof wire connectors are included to provide for a high quality installation.

RDB



RDB Dimensions

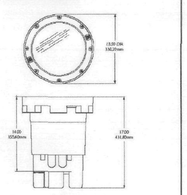

RDB Optics

RDB Accessories (only)

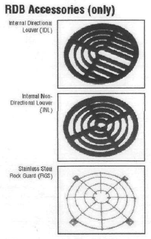

Greenlee Lighting™ Project Name _____ Fixture Type _____ SG
Catalog # RDB 70MH 120 SPV DSA RGA

© 2007 LSI INDUSTRIES INC.

IF6AIC

6" Compact Fluorescent
Airtight IC Rated New Construction

Catalog #: IF6AIC 18 DTTE	Type: SF
Notes:	

Product Specifications

Description:
The IF6AIC fixture sealed down light can be used in either commercial or residential new construction applications. For use in insulated ceilings. Designed for direct contact with insulation. Airtight certified ASTM E283

Lamp:
(1) 13W 4 Pin DTT or TRT
(1) 18W 4 Pin DTT or TRT
(1) 26W 4 Pin DTT or TRT

Socket:
Universal GX24-4 Pin Socket

Socket Plate:
Adjustable socket plate adjusts socket locks in position without tools for multiple lamp and trim types.

NB Loose Socket Option:
Floor floating socket clips directly to trim for precise lamp placement, optimal performance and uniformity from fixture to fixture. (Specify -NB for loose socket option.)

Junction Box:
Galvanized steel junction box with 1/2" knockouts wiring knockouts, with removable access plate for easy installation.

Installation:
Includes adjustable flanges for (14"x 22") with integral nail fins hangers can be keyed-locked 90° via twist lock. Both hangers can be locked into place with locking screws.

Ballast:
Advance Electronic 120/277V 50/60Hz 4PRI triple tap wire quick leads, RRT, listed, high power factor, Class P rated rated A, type 1 outdoor, thermal TP (Thermal Protection, no PCB's, Max. start 64°, Max THD 10%.

Advance Mark X Dimming Ballast:
- Dimming Range: 100% - 5% full range continuous dimming (T5/HO to 1%)
- Lamp Starting: programmed rapid start
- Programmed Start operation
- Minimum Lamp Starting Temperature: 10°C (50°F)
- Operating Voltage: 120V or 277V at 60Hz
- Total Harmonic Distortion (THD): less than 10%
- Minimizes risk of interference with infrared remote control systems and provides continuous flicker-free dimming.

Lutron HI-Lume Dimming:
- Dimming Range: 100% to 1%
- Includes wall switches light out put (RLO)
- Lamp Starting: programmed rapid start
- Minimum Lamp Starting Temperature: 10°C (50°F)
- Ambient Temperature Operating Range: 10°C (50°F) to 40°C (140°F)
- Reserve Re-strike: minimum 90% non-combustible
- Operating Voltage: 120V or 277V at 60Hz
- Power Factor: greater than .95
- Total Harmonic Distortion (THD): less than 10%
- Requires Ballast Case Temperature: 75°C (167°F)

Emergency Backup:
The compact fluorescent emergency ballast allows the same fixtures to be used for both normal and emergency operation. In the event of a power failure, the ballast switches to emergency mode and operates 1 CFL or 2 CFL lamps for 90 minutes. The unit contains a battery, charger and inverter circuit in a single can. Ballast is factory powered. Ballast kit includes switch, charge indicator, battery kit.

Labels:
- RRTL listed for through-branch wiring and damp location.
- RRTL listed to US and Canadian safety standards.
- Airtight certified ASTM E283

Dimensions

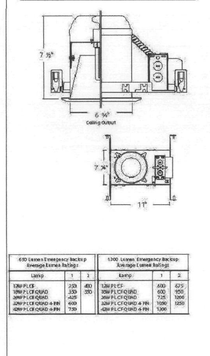

Ordering Matrix

IF6AIC

Series	Lamp/Wattage	Ballast/Voltage	Options
	13 (1) 13W DTT/TRT 18 (1) 18W DTT/TRT 26 (1) 26W DTT/TRT	A-277 - electronic 277/277V AUN - 120V advance dimming AUN-277 - 277V advance dimming -HLT - 120V lutron dimming -HLT-277 - 277V lutron dimming	-NB - Loose socket -EM - Emergency battery back up with remote test switch (120V Lutron) -EM-277 - Emergency battery back up with remote test switch (120V Lutron)

Note: Specifications and dimensions subject to change without notice.

2361 E. La Palma Ave. - Anaheim, CA 92806 - Phone: 1.800.961.5321 - Fax: 1.800.961.5322 - www.intense-airlight.com

INTENSE Airtight and Professional Grade

As Noted
APPROVED
FINAL PLANS PLANNING
11-7-08
DATE
APPROVED BY

PROJECT
NO. 07-2023-01
SKYSONG RESIDENTIAL
Scottsdale, AZ 85257

CLIENT
USAA REAL ESTATE COMPANY
9830 Colonnade Boulevard, #600
San Antonio, TX 78230
210-498-0202 p
210-498-3259 f

SEAL
Registered Professional Engineer (Civil)
CERTIFICATE NO. 10807
ANDREW C. PANOPIO
Date Signed 10-10-08
ARIZONA, U.S.A.
EXPIRES 12/31/09

CONTACT
TODD & ASSOCIATES, INC.
Critical Thinking • Creative Design
Architecture Planning
Landscape Architecture
4019 North 44th Street
Phoenix, AZ 85018
602-952-8280p 602-952-8995f
www.toddassoc.com

Copyright 2007 Todd & Associates, Inc.

DATA
08-22-08
Second City Submittal
CD Phase

"PROMPT PAYMENT NOTICE"
The Owner is familiar with the "Arizona Prompt Payment Law" and payments will comply with the 30 day billing cycle.

DRB SUBMITTAL # 88-DR-2005#3, P.C. # 2023-06-22

Electrical Fixture Cutsheets

E1.3

Fluorescent/Industrials

DM DMW



Enclosed Fiberglass Housing

TYPE: GM

Intended Use

For low to medium mounting heights and harsh environments where dust, dirt, humidity or moisture is present. Ideal for canopies, shipping docks, refrigerated areas, food processing and other non-hazardous environments.

Features

Impact-resistant, UV-stabilized, reinforced polyester fiberglass housing. Shatter-resistant 15% DR acrylic diffuser standard, high impact 50% DR available. Poured-in gasketing provides a continuous seal between housing and diffuser. Captive, corrosion-resistant, cam-action latches secure the diffuser. Stainless steel (STSL) latches are also available.

Ballast – Thermally protected, resetting, Class P, HPF, non-PCB, UL listed, CSA certified ballast is standard. Sound rating depends on lamp/ballast combination.

Wiring and Electrical – AWM, TFN or THHN wire used throughout, rated for required temperatures.

Mounting – For unit or row installations, surface (ceiling or wall) or suspended mounting.

Listings – 120V, 277V and MVOLT are UL Listed and CSA Certified (standard). See Options for 347V and NOM Certified. DMW is listed for wet locations.

Ordering Information

Example: DM 2 96T8 120 GEB

DMW	3	32	AR	MVOLT	GEB WLF
Series	Lamps	Lamp type	Diffuser type	Voltage	Options/Accessories*

Series
- DM Damp location
- DMW Wet location

For bottom cable length add, add prefix 'X' (example: XDM)

Number of lamps
- 1, 2, 3 [1]

Not in stock.

Lamp type
- 32 32W T2 (48")
- 40 40W T12 (48")
- 40SO 40W Sideline (48")
- 60 75W Sideline (96")
- 60SO 100W 800mA (96")
- 96T8 59W T8 Sideline (96")
- 96T8HO 85W T8 Sideline (96")

Diffuser type
- (blank) Acrylic, 15% DR
- AR High-impact acrylic, 30% DR
- DP Deep acrylic, 15% DR
- ARDP Deep high-impact acrylic, 50% DR

Voltage
- 120
- 277
- 347
- MVOLT*

Others available.

* 120-277V. Most popular voltage.

Options/Accessories*
- 1/3 One 2-lamp ballast
- 1/4 One 4-lamp ballast
- GEB Electronic ballast, <20% THD
- GEB10IS T8 electronic ballast, <10% THD, instant start
- GEB10RS T8 electronic ballast, <10% THD, rapid start
- BCD Mounting bracket to chain-hang DM/DMW (2 per package), excluded chain[2]
- HC Wire hook and 36" chain set (2 per package)[2]
- WLF Field-installable wet location fittings to stem-hang DMW on 3/4" rigid conduit (2 per package). For factory-installed fittings on reg. order WLF as an option.
- CSA CSA Certified (347V only)
- NOM NOM Certified

See page 80 for others.

- ACNP ADVANCE BALLAST, WITH 10% OR LESS THD

Availability and Dimensions

Series	Lamps per cross section	Lamps per fixture	Lamp type	Width in. (cm)	Depth in. (cm)	Length in. (cm)
DM, DMW	1, 2, 3	1, 2, 3	32, 40	7¾ (19.4)	4¾ (12.1)	50 (127.0)
DM, DMW	1, 2	1, 2	40, 40SO, 40T8(SO)	7¾ (19.4)	5⅝ (13.3)	50 (127.0)
DM, DMW (DP or ARDP)	1, 2, 3	1, 2, 3	32, 40	7¾ (19.4)	5⅝ (13.3)	50 (127.0)
TRM, TMW	1, 2	2, 4	32, 40, 40, 40HO, 40T8HO	7¾ (19.4)	5⅝ (13.3)	96 (244.0)
DM, DMW	1, 2	1, 2	96, 96HO, 96T8, 96T8HO	7¾ (19.4)	5⅝ (13.3)	98 (248.9)

Drawings for dimensional detail only. May not represent actual mechanical configuration. Dimensions are shown in inches (centimeters).

NOTES:
1. Shields models only available with T8 lamp sockets.
2. Deep Hole is standard on 4' fixtures, HO (800mA) and 8' fixtures. Take shield separately or as an assembly, order DP or ARDP option.
3. Cold weather ballasts (CW or CWGR) for use at 10°F ambient temperature or below.
4. Please order accessories using the catalog numbers.

www.lithonia.com
Keywords: GM
LITHONIA LIGHTING

TYPE: SK

BDA/BDS SERIES Surface Mount w/ Flat or Shrouded Profile PAR38

Beta Catalog Number: BDA - SP - 5 - 035 CMH P20 - SP - 120 - BK -

Notes:

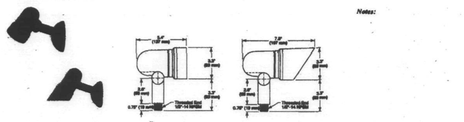

Product Family	Housing Profile	Mounting Options	Lamp Selection*	Beam Options	Ballast Voltage	Color Options	Factory-Installed Options
BDA	SP SPP	S**	035 CMH 050 HMC**	FL SP NA	DT* 1-120V 34-347V 5_-50 Hz*	BK WH	If standing more than one option, please type in commas in the line provided above.
							P-Photocell*

*Lamp Abbreviation Key:
CMH = Ceramic Metal Halide
HMC = Incandescent

PRELIMINARY

Field-Installed Accessories

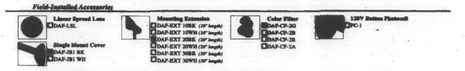

- Linear Spread Lens — DAP-LSL
- Single Mount Cover — DAP-2B1 BK, DAP-2B1 WH
- Mounting Extension — DAP-EXT 10BK (10" length), DAP-EXT 10WH (10" length), DAP-EXT 20BK (20" length), DAP-EXT 20WH (20" length), DAP-EXT 30BK (30" length), DAP-EXT 30WH (30" length)
- Color Filter — DAP-CF-2B, DAP-CF-2B, DAP-CF-2B, DAP-CF-3A
- 120V Button Photocell — DPC-1

1-HID fixtures are standard with dual-tap (277) high power factor ballast, lamp included
2-Incandescent (HC) maximum lamp wattage indicated
3-INC fixtures on 120V only; lamp not included; order socket with default to NA under Beam Options
4-Incandescent M Shell ballast available center factory 5-HID - Dim-ready ballast compatibility assumes even wattage,4" square or single-gang junction box with Cast Junction Box Cover
6-INC - Surface mounting is possible over octagonal,4" square or single-gang junction box with Cast Junction Box Cover
Assembly model designated DAP-2B1 or DAP-2B2
7-Other specify voltage other than 120,277 fixtures under PC-1 or accessory with DAP-2B1 or DAP-2B2 Mounting Accessory

General Description
Directional Flood light for halogen lamps wildlife-cast copper-free aluminum housing. PAR20 and PAR30 lens is tempered glass. PAR38 lens is borosilicate glass. Die-cast copper-free aluminum lens frame is available in either flat or shrouded profile. Fixture is completely sealed for watertight operation and includes a silicone O-ring sealing system. Lamp housing is attached to a threaded fitter. Fixture head rotates 360° and secures with one 1/2" locking set. Fixture head has a tilt range of 135° on the adjustable fitter and locks into position with one allen screw. Swivel is die-cast copper-free aluminum with threaded end 1/2"-14 NPSM.

Surface Mount
Surface mounting is possible over octagonal or single gang J-box with Cast Junction Box Cover accessory (DAP-2B1(s) or DAP-2B2(s)).

Electrical
Fixture utilizes halogen PAR medium-based lamp with a 4kv-rated, screw-shell-type lampholder.

Finish
Exclusive DuraClean® finish features an E-coat epoxy primer with black, verde or white textured ultra-durable powder topcoat, providing excellent resistance to corrosion, ultraviolet degradation and abrasion. The finish is covered by our seven-year limited warranty.

Labels
UL Listed in the US and Canada for wet locations.

Patents
US 5,988,833

Beta Lighting Inc. • 1200 92nd Street • Sturtevant, WI 53177 • 800-336-6800 • www.beta-lighting.com

---

GREENLEE RDB/RDS SERIES

Lamp Types: Metal Halide, Mercury Vapor, High Pressure Sodium, Incandescent, Low-Voltage, and Compact Fluorescent

Housing: Compression molded, fiber-reinforced polymer housing provides high strength and UV stability. Warranted against corrosion for five years.

Finish: Housing and standard slip-resistant composite lens retainer is black. Optional aluminum accessories are available in Black or Clear polyester powder coat. Brass accessories have a natural, as cast finish

Fasteners: All exposed fasteners are captive, black oxide coated, stainless steel.

Lampholder: Matched to lamp/optics. Medium base is glazed porcelain, 4KV pulse rated, with spring center contact. Double ended HID are 5KV pulse rated with silver plated contacts. Compact fluorescent are molded thermoplastic. LV Bi-pin are high temperature ceramic.

Lens/Retainer: Tempered, heat resistant glass available with optional slip resistant etched pattern, or linear-lenticular formulation. Cast brass and aluminum lens retainer is are available in place of standard composite ring.

Optics/Aiming: Flood and Spot optics with variable beams spreads are available. Precise beam spread, tilt, and rotation can all be locked into place. Max reflector tilt is 15° in RDS, and 25° in RDB. Spot optics come standard with Internal Source Shields for glare control. Wall Wash optics have integral glare control devices. Reflector lamps from MR16 (RDS) through PAR38 (RDB) can be accommodated.

Power Pack: Standard HID PPK is magnetic, high power factor, <20% starting with a Class H, 180°C insulation system. Ballast and thermal protector are encapsulated in silica resin for heat control. PPK assembly has transfer/finger holes for easy installation and service. Dressmaker quick connections ensure error free assembly. Molded-in compartments (in housing) separate capacitor and ignitor from ballast heat. Fluorescent ballast is electronic, universal 120-277V 50/60HZ, rated for 0°F starting. Electronic ballasts for most metal halide lamps are an available option.

Seal Pack and weatherproof wire connectors are included to provide for a high quality installation.

RDB Optics

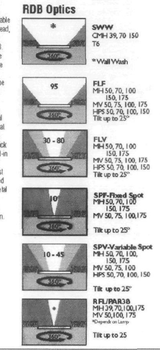

- SWW CMH 39, 70 150 T6 — *Wall Wash
- FLF MH 50, 70, 100 150, 175 — MV 50, 75, 100, 175 — HPS 50, 70, 100, 150 — Tilt up to 25°
- FLV MH 50, 70, 100 150, 175 — MV 50, 75, 100, 175 — HPS 50, 70, 100, 150 — Tilt up to 25°
- SPF-Flood Spot MH 50, 70, 100 150, 175 — MV 50, 75, 100,175 — Tilt up to 25°
- SPV-Variable Spot MH 50, 70, 100, 150, 175 — MV 50, 75, 100 — HPS 50, 70, 100, 150 — Tilt up to 25°
- RFL/PAR38 MH 39,70,100,175 — MV 90,100,175 — *Depends on Lamp — Tilt up to 25

RDB Dimensions

RDB Accessories (only)

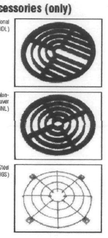

- Internal Directional Louver (DL)
- Internal Non-Directional Louver (NL)
- Stainless Steel Rock Guard (RGS)

Greenlee Lighting™ — Project Name _____ Fixture Type SJ — Catalog # RDB 50MH 120 AWW SRL — © 2007 LSI INDUSTRIES INC.

GREENLEE RDB/RDS ORDER SPECIFICATIONS

TO ORDER FIXTURE: Select appropriate choice from each column as in example below.

Series	Wattage/Lamp Type	Voltage	Optics	Options
RDB	50[1], 70[1], 100, 150, 175 MH 50[1], 75[1], 100, 175 MV 50, 70[1], 100, 150 HPS 39 MH	120 208 240 277	**Optics for Medium Base E-17 Lamps** FLF – Variable Flood 30°–80° SPV – Variable Spot 10°–40° AWW – Asymmetric Wall Wash Optics (for E-17 lamps) FLF – Fixed Flood Reflector 90° SPF – Fixed Spot Reflector 10° **Optics for T6 CMH Lamps w/G12 bi-pin base** SWW – Superior Wall Wash Optics (For T6 lamps) FLV(G12) – Variable Flood 30°–80° SPV(G12) – Variable Spot 10°–40° **Double Ended Metal Halide Optics** DWWA – Wall Wash Optics (R, RS) **Self Reflectorized Lamp Optics** RFL – Medium Base for Self Reflectorized Lamp MV 100, 175 PAR38: Med Base PAR38 Lamps MH 70, 100, 150, 175	ALR – Aluminum Lens Retainer– Specify Color[4] BLR – Brass Lens Retainer LL – Lens Lamp LRG – Line from Glass Lens RGA – Rock Guard Aluminum – Specify Color[4] RGB – Rock Guard Brass SGE – Side Conduit Entry (two additional, 3/4-14 only) SRL – Slip Resistant Lens TR – Tamper Resistant Fasteners – order TR key separately **Accessories** CFX – Color Filters[5] DSA – Directional Shield Aluminum – Specify Color[4] DSB – Directional Shield Brass IDL – Internal Directional Louver RGS – Stainless Steel Rock Guard RTL – Reduced Temperature Lens SST – Stainless Steel Trim TDF – Tie Down Fasteners TRKEY – Key for TR fasteners
INC		120	PAR38 Medium BaseUp to 250 watt AWW–Up to 150 watt T-10 halogen	
26, 32, 42 CFL		UE[3]	CFF Compact Fluorescent Flood	
RDS Marker	50MH	120 208 240 277 UE[3]	DMA – Domed Directional Marker – Aluminum DMB – Domed Directional Marker – Brass	**Options** 100 – 100[2] House Side Shield
RDS Uplight	39[1], 50, 70, 100 MH 50[1], 75[1] 100MV MV 26, 50, 70, 100[1] HPS	120 208 240 277	**Optics for Medium Base E-17 Lamps** FLV – Variable Flood 30°–110° SPV – Variable Spot 10°–30° AWW – Asymmetric Wall Wash Optics FLF – Fixed Flood Reflector 90° SPF – Fixed Spot Reflector 10° Self Reflectorized Lamp Optics RFL – Up to 100W MH PAR38 Up to 100W MV R30 Or 70W MH PAR30	ALR – Aluminum Lens Retainer–Specify Color[4] BLR – Brass Lens Retainer LL – Lens Lamp LRG – Line from Glass Lens RGA – Rock Guard Aluminum – Specify Color[4] RGB – Rock Guard Brass SGE – Side Conduit Entry (two additional, 3/4-14 only) SRL – Slip Resistant Lens TR – Tamper Resistant Fasteners – Order TR Key Separately **Accessories** CFX – Color Filters[5] DSA – Directional Shield Aluminum–Specify Color[4] DSB – Directional Shield Brass HL – Internal Hexcell Louver RGS – Stainless Steel Rock Guard RTL – Reduced Temperature Lens SST – Stainless Steel Trim TDF – Tie Down Fasteners TR Key – Key for TR Fasteners
	100 MV R30	120	**Optics for T6 CMH lamps with G12 Bi-Pin Base** FLV(G12) – Variable Flood 30°–80°[6] SPV(G12) – Variable Spot 10°–40°[6]	
	INC Up to 150W PAR30 lamp or 1-10 Halogen Lamp	120	RFL – Up to 150W PAR38 or 75W PAR30 AWW Up to 150W T-10 Halogen	
26, 32,42 CFL		UE[3]	CFF – Compact Fluorescent Flood	
LV		LV	MR16SS – Single MR16 up to 65 watts MR16D – Dual MR16's up to 50 watts each	
20, 39 MH		UE	MR16SS – Single MR16 up to 39 watts MR16D – Dual MR16's up to 39 watts each	

EXAMPLE: RDB 175MH 120 FLV IDL

Use of RTL, color filters, louvers, or other accessories that block light Lowers Maximum Wattage rating. Consult catalog, web site or factory for details.

FOOTNOTES:
1- 50 W and 75W MV ballasts are available in 120 V or 277 V only.
2- Universal Electronic 120-277V 50 or 60 HZ Ballast.
3- Restricted size items. Consult web site or factory for details
4- Aluminum Lens Retainer, Rock Guard, and Directional Shield are available with CPP - Clear or BLK- Black Polyester Powder Coat.
5- 100 Watt HPS ballast is available in 120 or 277 - volt only
6- FLV(G12) and SPV(G12) Optics are designed for use with T-6 Ceramic Metal Halide lamps with G12 bases. Available in 35 and 70 watts only.

Greenlee Lighting™ — Project Name _____ Fixture Type SJ — Catalog # RDB 50MH 120 AWW SRL — © 2007 LSI INDUSTRIES INC.

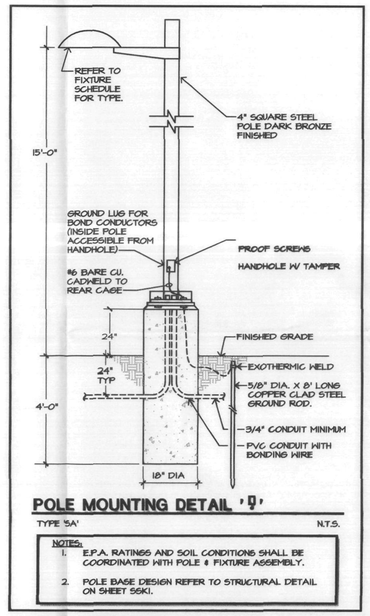

POLE MOUNTING DETAIL 'D'

TYPE 'SA' N.T.S.

NOTES.
1. E.P.A. RATINGS AND SOIL CONDITIONS SHALL BE COORDINATED WITH POLE & FIXTURE ASSEMBLY.
2. POLE BASE DESIGN REFER TO STRUCTURAL DETAIL ON SHEET S5K1.

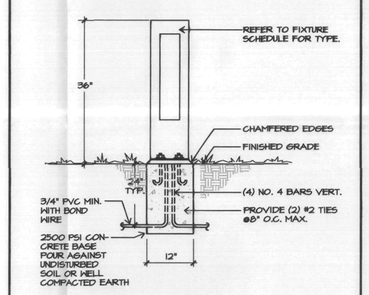

MOUNTING DETAIL - '□'

TYPE 'SB' N.T.S.

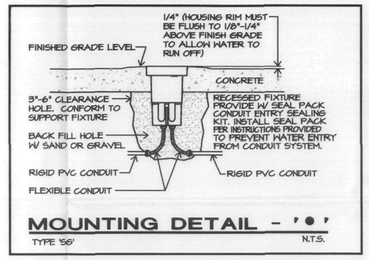

MOUNTING DETAIL - '●'

TYPE 'SC' N.T.S.

LITHONIA LIGHTING

Catalog Number: LP6F 26TRT 607A 120 GEB10 EL
Notes
Type: C1E

FEATURES & SPECIFICATIONS

INTENDED USE
Recessed frame-in retrofit Non-IC. Approved for all ceiling and wiring types.
New Construction or Remodel applications.

CONSTRUCTION
Galvanized steel frame. Cutout section on frame for remodel applications.
Galvanized tee hangers span up to 24" o.c. and fasten built in nailer and T-bar clips.
Galvanized steel junction box with removable access door, four built in romex clamps; six ½" knockouts with slots for pryout.
Maximum 6 #6 AWG; No 12 AWG conductors. Rated for 90° C.
Ground wire provided.

ELECTRICAL SYSTEM
Class P thermally protected ballast protects against improper contact with insulation. Approved for through branch circuit wiring.
Multi-volt, 120V through 277V, electronic ballast with end of life protection is standard when ordering an electronic ballast.

INSTALLATION
2 x 8 wood joist or T-bar installation.
Expandable bar hangers allow for off-center mounting in wood joist or T-bar ceilings.
Length of 25-1/4" maximum 13-1/4" minimum or cut to fit 10-1/2" on center joist construction.
Trim clips hold finishing trim secure and snug to ceiling.
Maximum ceiling thickness determined by finishing trim. See specific trim page.

LISTING
UL Listed to US and Canadian safety standards.
Damp location listed. (See trim selection for wet location listing.)

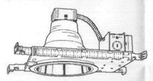

6" Frame-in

LP6F

FLUORESCENT
Non-IC
New or Remodel Construction

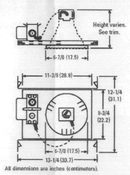

All dimensions are inches (centimeters).

Specifications
Height: 5-1/2 (8.9)
(Trim height varies)
Length: 13-1/4 (33.7)
Width: 12-1/4 (31.1)
Ceiling Opening: 7 (17.8)

ORDERING INFORMATION

For shortest lead times, configure product using **standard options (shown in bold)**.
Example: LP6F 13DTT/TRT MVOLT 607A

LP6F				
Series	Lamps	Volt	Options	Reflector
LP6F	13DTT[1] 18DTT 26DTT **13DTT/TRT**[1,2] 18DTT/TRT[2] **26-42TRT** 26TRT 32TRT 42TRT	MVOLT[3] 120 277 347	ADEZ Advance Mark 10™ electronic dimming ballast; must specify 120V or 277V; requires 4-pin lamp; minimum dimming level 5% DMHL Lutron Compact CE™ electronic dimming ballast, 120V or 277V; requires 4-pin lamp; minimum dimming level 5% **EL Emergency battery pack with integral test switch** **ELR Emergency battery pack with remote test switch** BDP Ballast disconnect plug (meets codes that require in-fixture disconnect) GMF Single slow-blow fuse WLP 35K lamp (shipped separately) TRW White flange	**607A Clear diffuse open** **607AZ Clear specular open** **6MIAZ Clear specular multiplier** 6MIBLZ Black specular multiplier 6MIGZ Gold specular multiplier **6B5 Black baffle with diffuse upper reflector** **6B3W White baffle with diffuse upper reflector** **6B4 Black baffle with white upper reflector** **6B4W White baffle with white upper reflector** 6W7A Clear diffuse wallwash 6W7AZ Clear specular wallwash **6LD3 White satin, drop opal glass lens** 6LDB3 Black baffle, drop opal glass lens **6LF3 White satin, flat white glass lens** 6LFB3 Black satin, flat white glass lens **6L4 White satin, flat frosted glass lens** 6L84 Black baffle, flat frosted glass lens

NOTES:
1 Not available with 26ARZ or 5ELZ.
2 Lens/Reflector not required/included, lamp only.
3 MVOLT – Electronic multi-volt ballast capable of operating any line voltage from 120-277V, 50 or 60Hz.
See reflector specification sheets for maximum wattages.

Accessories:
Order as separate catalog number.
- CTE Ceiling trim extender
- LBH 22" extended bar hangers, set of two
- LCMB Channel bar mounting brackets, set of two
- LSMC T-bar mounting clips, set of four

Downlighting and Track — Shoot #: LP6F-COM — CCFL-130

CATALOG #: LF8 2/42TRT F830A 120 GEB10E

TYPE: SP

8" Horizontal Compact Fluorescent

LF8

2-Lamp, Triple-Tube (TRT)

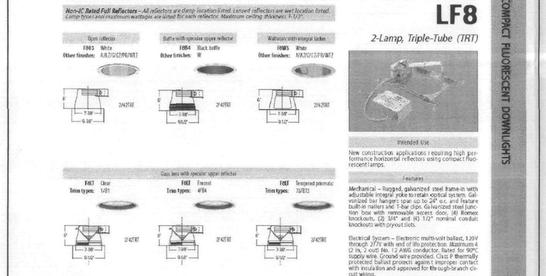

Intended Use
New construction applications requiring high performance horizontal reflectors using compact fluorescent lamps.

Features
Mechanical – Rugged, galvanized steel frame-in with adjustable integral poke to contain optical system. Galvanized tee hangers span up to 24" o.c. and feature built-in nailers and T-bar clips. Galvanized steel junction box with removable access door, (4) Romex knockouts, (2) 3/4" and (4) 1/2" nominal conduit knockouts with pryout slots.

Electrical System – Electronic multi-volt ballast, 120V through 277V with end of life protection. Maximum 4 (2 in, 2 out) No. 12 AWG conductor, Rated for 90°C supply wire. Ground wire provided. Class P thermally protected ballast protects against improper contact with insulation and approved for Rx through branch circuit wiring.

Listings
UL Listed to U.S. and Canadian safety standards.

Ordering Information — Example: LF8 2/26-42TRT F803A MVOLT

Series	Wattage/Lamp	Selection	Voltage	Options
LF8	2/26-42TRT[1] 2/26TRT 2/32TRT 2/42TRT	F803 White satin F803A Clear diffuse open F803AZ Clear specular open F803G Gold diffuse open F803GZ Gold specular open F803PB Pewter diffuse open F803PBZ Pewter specular open F804 Black baffle F804W White baffle F4W3 White wallwash F4W3A Clear diffuse wallwash F4W3AZ Clear specular wallwash F4W3G Gold diffuse wallwash F4W3GZ Gold specular wallwash F4W3PB Pewter diffuse wallwash F4W3PBZ Pewter specular wallwash F4L3 White satin, clear lens[2] F4L3B White satin, frosted lens[2] F4L3BA Black baffle, frosted lens[2] F4L3TB White satin, tempered prismatic lens[2] F4L3TBB Black baffle, tempered prismatic lens[2]	MVOLT[3] 120 277 347	GZ3W Ceramic enclosure ballast, TRO (total harmonic distortion) <10%. MVOLZ Advance Mark 10™ electronic dimming ballast, 120W or 277W. Minimum dimming level 5%. DMHL Lutron Compact CE™ electronic dimming ballast, 120W or 277W. Minimum dimming level 5%. EL Emergency battery pack with integral test switch. ELR Emergency battery pack with remote test switch. GMF Single slow-blow fuse. WLP 35K Lamp (shipped separately). TRW White flange.

NOTES:
1 Not available with 2/26TRT or 5ELZ.
2 Lens/Reflector not required/included, lamp only.
3 MVOLT – Electronic multi-volt ballast capable of operating any line voltage from 120-277V, 50 or 60Hz.
Dimensions are in inches and centimeters in the table.

STANDARD PACKAGING
Example: (1) LF8 2/26-42TRT F803A MVOLT
Fixtures shipped in cartons containing one fixture (1 fixture/carton).
Fixtures shipped in cartons containing two fixtures (2 fixtures/carton).
Only (1) F803A or F803AZ (Clear/Specular Diffusing) or (1) F804 (Black Baffle) is available.

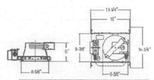

www.lithonia.com, keyword: LF8 2 RT

PROJECT
NO. 07-2023-01
SKYSONG RESIDENTIAL
Scottsdale, AZ 85257

CLIENT
USAA REAL ESTATE COMPANY
9830 Colonnade Boulevard, #600
San Antonio, TX 78230
210-498-0202 p
210-498-3259 f

SEAL
Registered Professional Engineer (Electrical) CERTIFICATE NO. 10807 ANDREW C. PANOPIO ARIZONA, U.S.A. 18-2-2009
EXPIRES 12/31/09

CONTACT
TODD & ASSOCIATES, INC.
Critical Thinking • Creative Design
Architecture Planning
Landscape Architecture
4019 North 44th Street
Phoenix, AZ 85018
602-952-8280p 602-952-8995f
www.toddassoc.com
Copyright 2007 Todd & Associates, Inc.

DATA
08-22-08
Second City Submittal
CD Phase

"PROMPT PAYMENT NOTICE"
The Owner is familiar with the "Arizona Prompt Payment Low" and payments will comply with the 30 day billing cycle.

APPROVED
FINAL PLANS PLANNING
11-7-07 DATE — APPROVED BY

DRB SUBMITTAL # 88-DR-2005#3, P.C. # 2023-06-22

Electrical Fixture Cutsheets & Details

E1.4