



---

March 7, 2023

Subject: Fairmont Scottsdale Princess  
Parking Structure  
7575 East Princess Drive  
Scottsdale, AZ 85255

Attn: Staff

On behalf of Strategic Hotels and the Fairmont Scottsdale Princess, we are pleased to provide the following narrative for the proposed parking structure. The resort is planning a significant expansion to maintain and improve its ability to serve the Scottsdale region and continue to meet the needs of its users and demands of competition. As a component of that effort this project will develop the current surface parking lot at the southeast corner of Princess Boulevard and Princess Drive into a parking structure.

The structure will provide more than 1,000 self and valet parking spaces on two elevated levels and one basement level (relative to Princess Boulevard) served by three guest elevators. The structure will be an open – non-mechanically ventilated – cast-in-place concrete structure with a stucco style, color, and articulation like the main buildings of the Fairmont resort.

The structure includes a self-parking entrance and exit on Princess Boulevard at the northeast corner of the site using the existing curb cut location, and self-parking entrance and exit along Princess Drive at the current parking lot entrance, and a valet only entrance along Princess Drive at the current valet access point.

The project's landscaping will continue and reinforce the existing landscaping along Princess Drive and create a small plaza at the main pedestrian landing to aid in pedestrian safety and connection.

If we can answer any questions regarding this submittal, please do not hesitate to contact either myself Michael Kollin (562) 597-8760 or Steven Harrell (312) 471-2505

Thank you,

Michael Kollin

Steven Harrell



### PLANT SCHEDULE

TREES	QTY	BOTANICAL / COMMON NAME	PLANTING SIZE	CALIPER
	8	Olea europaea 'Wilsonii' Wilson Olive	36" Box	Multi
	21	Pistacia x 'Red Push' Red Push Pistache	36" Box	1.75"-2.25"
	4	Prosopis x 'Phoenix' Hybrid Mesquite	24" Box	1.25"-1.5"
	3	Quercus virginiana Southern Live Oak	24" Box	1.0"-1.5"
EXISTING	QTY	BOTANICAL / COMMON NAME	PLANTING SIZE	CALIPER
	21	Existing Tree Preserve In Place	Preserve In Place	varies
	5	Phoenix dactylifera Date Palm (18' Trunk Height)	Salvage	varies
ACCENTS & GRASSES	QTY	BOTANICAL / COMMON NAME	SIZE	
	10	Agave weberi Weber's Agave	5 gal	
	64	Aloe vera Medicinal Aloe	5 gal	
	13	Asclepias subulata Desert Milkweed	5 gal	
	14	Dasyliion wheeleri Desert Spoon	5 gal	
	39	Echinocactus grusonii Golden Barrel Cactus	5 gal	
	5	Fouquieria splendens Ocotillo	15 gal	
	15	Hesperaloe funifera Giant Hesperaloe	5 gal	
	80	Hesperaloe parviflora 'Perpa' Brakeights® Red Yucca	5 gal	
	8	Lophocereus schottii fa. monstrosus Totem Pole Cactus	5 gal	
	62	Muhlenbergia capillaris 'Regal Mist'™ Regal Mist Muhly	5 gal	
	6	Opuntia ficus-indica Indian Fig Prickly Pear	5 gal	
	11	Pedilanthus macrocarpus Slipper Plant	5 gal	
GROUNDCOVER & SHRUBS	QTY	BOTANICAL / COMMON NAME	SIZE	
	6	Acacia redolens Bank Catclaw	5 gal	
	74	Bougainvillea x 'Barbara Karst' Barbara Karst Bougainvillea	5 gal	
	9	Calliandra eriophylla Fairy Duster	5 gal	
	47	Dodonaea viscosa Hopseed Bush	5 gal	
	132	Lantana x 'New Gold' New Gold Lantana	5 gal	
	24	Russelia equisetiformis Coral Fountain Grass	5 gal	
	16	Tecoma stans 'Gold Star' Yellow Bells	5 gal	

### MATERIALS SCHEDULE

SYMBOL	Inert Materials DESCRIPTION	QTY	SYMBOL	Paving DESCRIPTION	QTY	SYMBOL	DESCRIPTION	QTY
	EXISTING TURF	8,564 sf		CONCRETE Finish: Medium Broom Color: Natural Grey	1,908 sf		PLANTER POT Komegay Design, LLC MEXBOLD-30 30"H x 40" DIA, top, 18" DIA. base	6
	ROCK MULCH Product: Angular Face Rip Rap Color: TBD	1,492 sf		CONCRETE HEADER Finish: Smooth Color: Natural Grey	6 sf		BIKE RACK Anova Circle Stainless Steel Model: CIRCLEBRS2IG 32in.H x 5in.W x 36in.L, *Or Approved Equal*	4
	DECOMPOSED GRANITE Product: 3/4" Screened Color: Desert Gold	33,993 sf		FIELD PAVER 1 Size: 4"x8", Herringbone Color: Desert Brown Blend	1,892 sf		BENCH Anova Exposition 6ft. Model: LEXF6 *Or Approved Equal*	2
	WATER FEATURE	78 sf		FIELD PAVER 2 Size: 12"x12", Stacked Bond Color: Desert Brown Blend	730 sf			

Landscape Plan

Scale Date 2023/03/03

NORTH



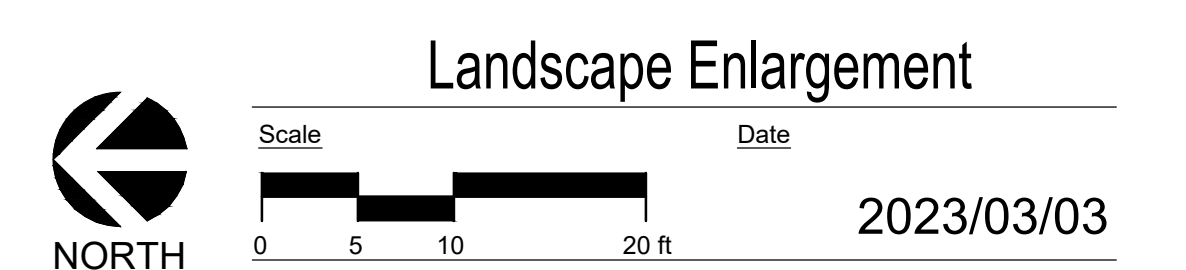
### ARRIVAL PLAZA HARDSCAPE ENLARGEMENT

#### MATERIALS SCHEDULE


SYMBOL	Inert Materials DESCRIPTION	QTY	SYMBOL	Paving DESCRIPTION	QTY	SYMBOL	DESCRIPTION	QTY
	EXISTING TURF	8,564 sf		CONCRETE Finish: Medium Broom Color: Natural Grey	1,908 sf		PLANTER POT Kornegay Design, LLC MEXBOLD-30 30"H x 40" DIA, top, 18" DIA. base	6
	ROCK MULCH Product: Angular Face Rip Rap Color: TBD	1,492 sf		CONCRETE HEADER Finish: Smooth Color: Natural Grey	6 sf		BIKE RACK Anova Circle Stainless Steel Model: CIRCLEBRS2IG 32in.H x 5in.W x 36in.L, *Or Approved Equal*	4
	DECOMPOSED GRANITE Product: 3/4" Screened Color: Desert Gold	33,993 sf		FIELD PAVER 1 Size: 4"x8", Herringbone Color: Desert Brown Blend	1,892 sf		BENCH Anova Exposition 6ft. Model: LEXF6 *Or Approved Equal*	2
	WATER FEATURE	78 sf		FIELD PAVER 2 Size: 12"x12", Stacked Bond Color: Desert Brown Blend	730 sf			

#### PLANT SCHEDULE


TREES	QTY	BOTANICAL / COMMON NAME	PLANTING SIZE	CALIPER
	8	Olea europaea 'Wilsonii' Wilson Olive	36" Box	Multi
	21	Pistacia x 'Red Push' Red Push Pistache	36" Box	1.75"-2.25"
	4	Prosopis x 'Phoenix' Hybrid Mesquite	24" Box	1.25"-1.5"
	3	Quercus virginiana Southern Live Oak	24" Box	1.0"-1.5"
EXISTING	QTY	BOTANICAL / COMMON NAME	PLANTING SIZE	CALIPER
	21	Existing Tree Preserve In Place	Preserve In Place	varies
	5	Phoenix dactylifera Date Palm (18' Trunk Height)	Salvage	varies
ACCENTS & GRASSES	QTY	BOTANICAL / COMMON NAME	SIZE	
	10	Agave weberi Weber's Agave	5 gal	
	64	Aloe vera Medicinal Aloe	5 gal	
	13	Asclepias subulata Desert Milkweed	5 gal	
	14	Dasyliroon wheeleri Desert Spoon	5 gal	
	39	Echinocactus grusonii Golden Barrel Cactus	5 gal	
	5	Fouquieria splendens Ocotillo	15 gal	
	15	Hesperaloe funifera Giant Hesperaloe	5 gal	
	80	Hesperaloe parviflora 'Perpa' Brakelights® Red Yucca	5 gal	
	8	Lophocereus schottii fa. monstrosus Totem Pole Cactus	5 gal	
	62	Muhlenbergia capillaris 'Regal Mist'™ Regal Mist Muhly	5 gal	
	6	Opuntia ficus-indica Indian Fig Prickly Pear	5 gal	
	11	Pedilanthus macrocarpus Slipper Plant	5 gal	
GROUND COVER & SHRUBS	QTY	BOTANICAL / COMMON NAME	SIZE	
	6	Acacia redolens Bank Catclaw	5 gal	
	74	Bougainvillea x 'Barbara Karst' Barbara Karst Bougainvillea	5 gal	
	9	Calliandra eriophylla Fairy Duster	5 gal	
	47	Dodonaea viscosa Hopseed Bush	5 gal	
	132	Lantana x 'New Gold' New Gold Lantana	5 gal	
	24	Russelia equisetiformis Coral Fountain Grass	5 gal	
	16	Tecoma stans 'Gold Star' Yellow Bells	5 gal	



# EXISTING CONDITIONS




# PLANT PALETTE




**TREES**

*PISTACHE CHINENSIS* CHINESE PISTACHE  
*OLEA EUROPAEA 'WILSONI'* FRUITLESS OLIVE  
*PROSOPIS SP* MESQUITE  
*PHOENIX DACTYLIFERA* PHOENIX DATE PALM  
*QUERCUS SP* SOUTHERN LIVE OAK



**SHRUBS & GROUNDCOVERS**

*ACACIA REDOLENS* BANK CATCLAW  
*BOUGAINVILLEA X 'BARBARA KARST'* BARBARA KARST BOUGAINVILLEA  
*CALLIANDRA ERIOPHYLLA* PINK FAIRY DUSTER  
*DODONAEA VISCOSA* HOPSEED BUSH  
*RUSSELLIA EQUISETIFORMIS* CORAL FOUNTAIN GRASS  
*TECOMA STANS 'GOLD STAR'* YELLOW BELLS




**ACCENTS**

*LOPHOCEREUS SCHOTTII* FA. MONSTROSUS TOTEM POLE CACTUS  
*AGAVE WEBERI* WEBERS AGAVE  
*DASYLIIRION WHEELERI* DESERT SPOON  
*ALOE VERA* MEDICINAL ALOE  
*HESPERALOE PARVIFLORA 'PERPA'* BRAKELIGHTS RED YUCCA  
*ASCLEPIAS SUBULATA* DESERT MILKWEED  
*FOUQUIERIA SPLENDENS* OCOTILLO  
*HESPERALOE FUNIFERA* GIANT HESPERALOE  
*ECHINOCACTUS GRUSONII* GOLDEN BARREL CACTUS  
*OPUNTIA FICUS-INDICA* INDIAN FIG PRICKLY PEAR  
*PEDALANTHUS MACROCARPUS* LADY'S SLIPPERS  
*MUHLENBERGIA CAPILLARIS* REGAL MIST MUHLY

# ARRIVAL VISION BOARD









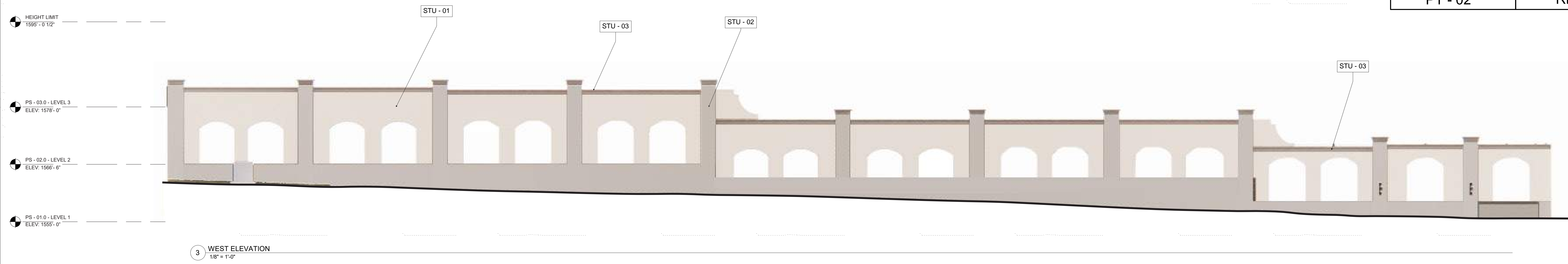
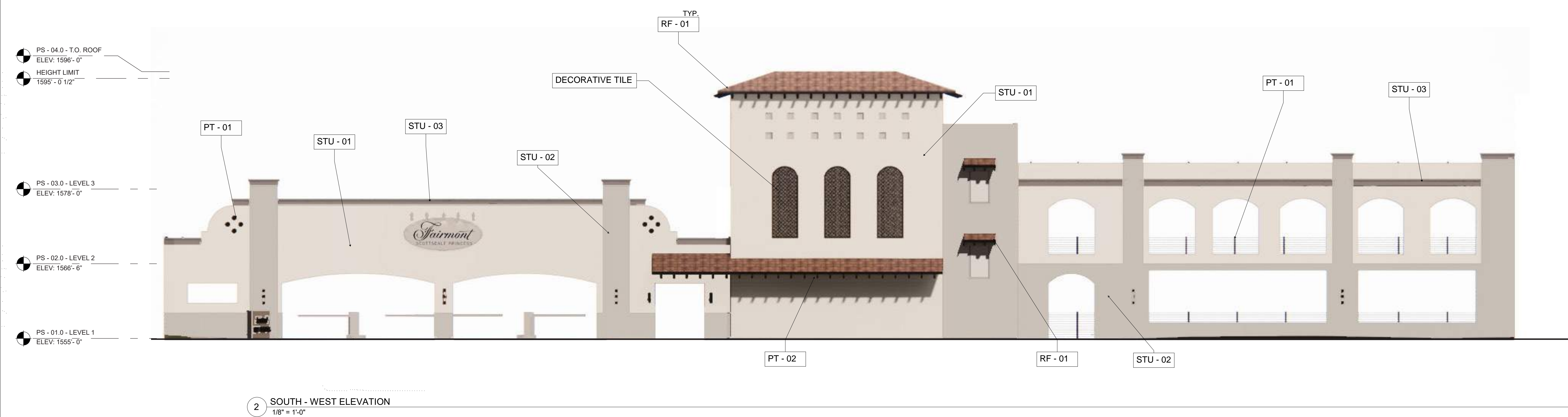
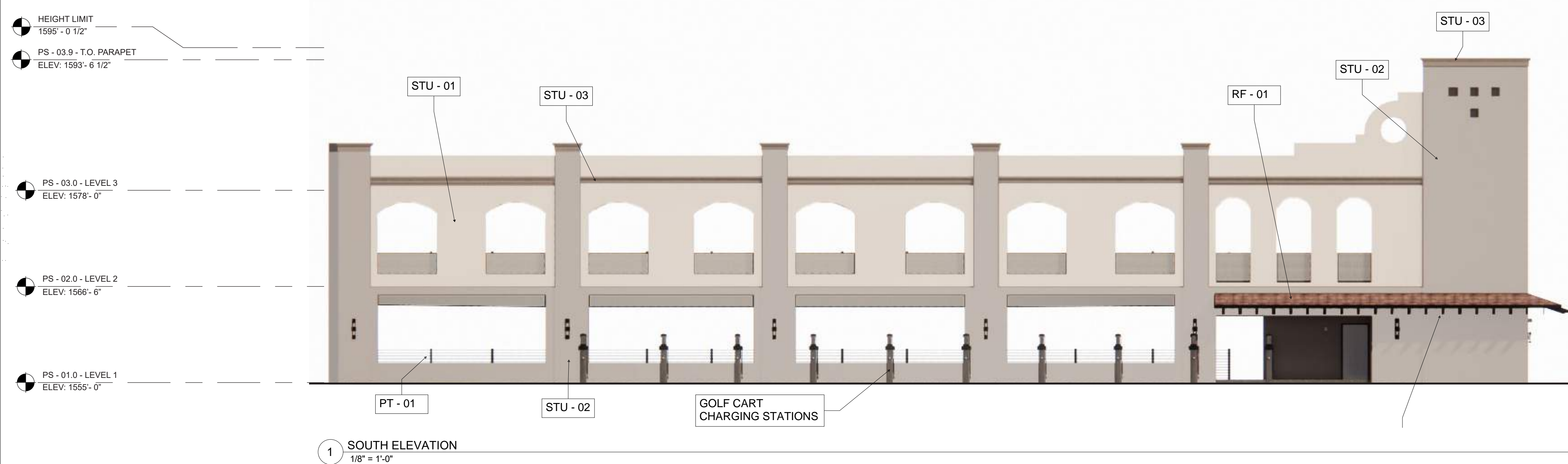
# MATERIALS



Materials Board  
 Scale: Not To Scale  
 Date: 2023/03/03

**MATERIAL LEGEND: ALL MATERIALS TO MATCH EXISTING PALOMINO BUILDING PALETTE**







 <p><b>PAINT: FIELD</b>  <b>MANUFACTURER: SHERWIN WILLIAMS</b>  <b>COLOR: SW 7575 CHOPSTICKS</b></p>	 <p><b>PAINT: LOWER WAINSCOT</b>  <b>MANUFACTURER: SHERWIN WILLIAMS</b>  <b>COLOR: SW 7544 FENLAND</b></p>
<p><b>STU - 01</b></p>	<p><b>STU - 02</b></p>
 <p><b>PAINT: FIELD</b>  <b>MANUFACTURER: EXISTING</b>  <b>COLOR: FRAZEE PRO SHOP GREY</b></p>	 <p><b>PAINT: WINDOW FRAMES, RAILING, DOOR</b>  <b>MANUFACTURER: SHERWIN WILLIAMS</b>  <b>COLOR: SW 7069 - IRON ORE</b></p>
<p><b>STU - 03</b></p>	<p><b>PT - 01</b></p>
 <p><b>PAINT: WOOD TRUSSES &amp; ACCENTS</b>  <b>MANUFACTURER: SHERWIN WILLIAMS</b>  <b>COLOR: FRAZEE CL 3247N COWBOY</b></p>	 <p><b>ROOFING TILE</b>  <b>MANUFACTURER: EAGLE ROOFING</b>  <b>MODEL: SMC 8403 SANTA BARBARA BLEND</b>  <b>PROFILE: CAPISTRANO</b></p>
<p><b>PT - 02</b></p>	<p><b>RF - 01</b></p>

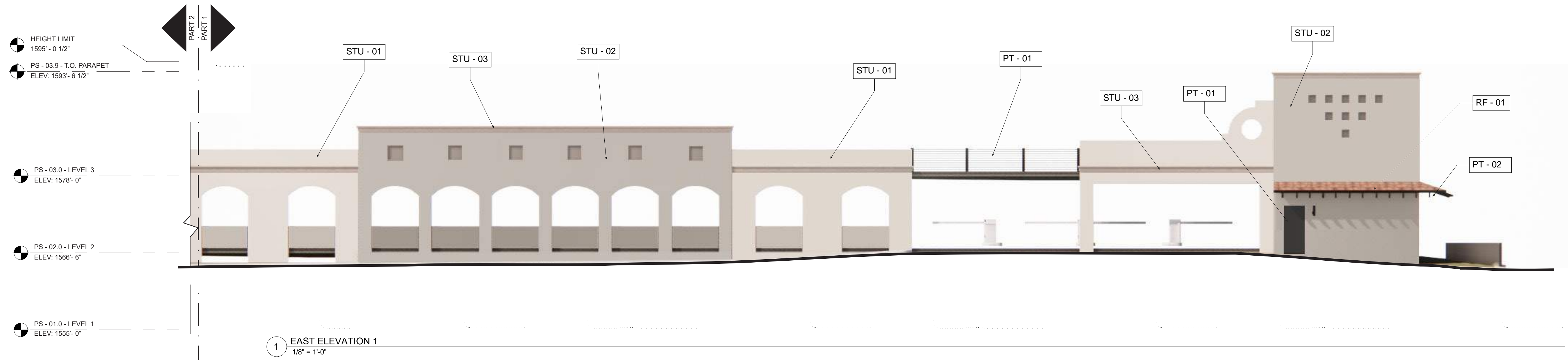


**EXTERIOR ELEVATIONS**

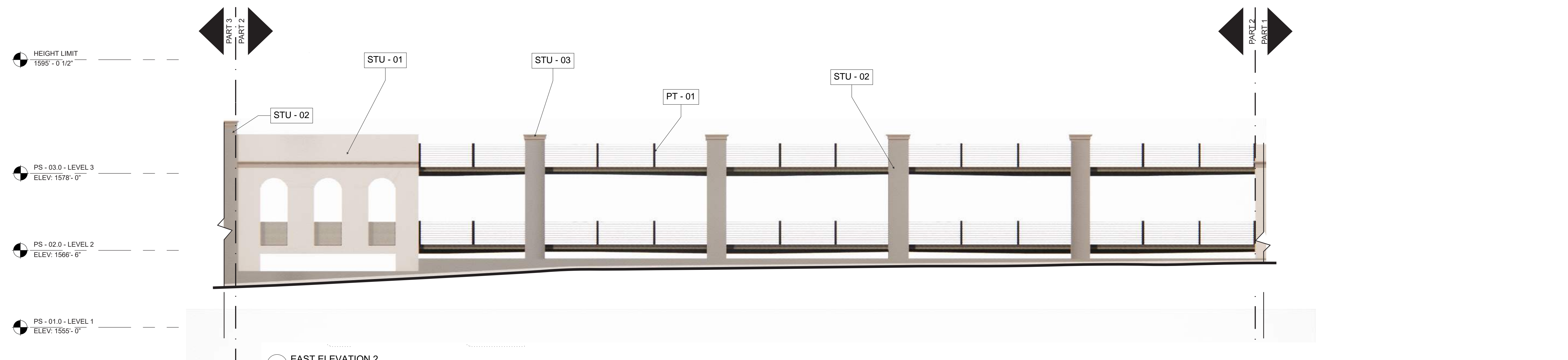
Scale: 0 4 8 16 ft  
 Date: 03/03/2023

**MATERIAL LEGEND: ALL MATERIALS TO MATCH EXISTING PALOMINO BUILDING PALETTE**

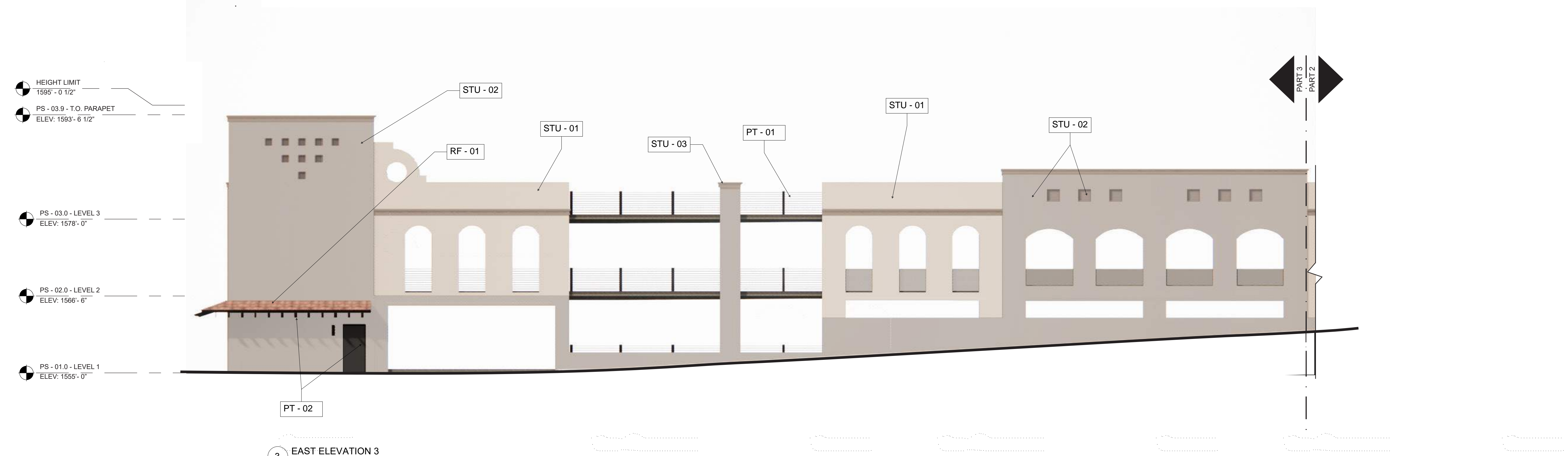
 <p>PAINT: FIELD MANUFACTURER: SHERWIN WILLIAMS COLOR: SW 7575 CHOPSTICKS</p>	 <p>PAINT: LOWER WAINSCOT MANUFACTURER: SHERWIN WILLIAMS COLOR: SW 7544 FENLAND</p>
STU - 01	STU - 02
 <p>PAINT: FIELD MANUFACTURER: EXISTING COLOR: FRAZEE PRO SHOP GREY</p>	 <p>PAINT: WINDOW FRAMES, RAILING, DOOR MANUFACTURER: SHERWIN WILLIAMS COLOR: SW 7069 - IRON ORE</p>
STU - 03	PT - 01
 <p>PAINT: WOOD TRUSSES &amp; ACCENTS MANUFACTURER: SHERWIN WILLIAMS COLOR: FRAZEE CL 3247N COWBOY</p>	 <p>ROOFING TILE MANUFACTURER: EAGLE ROOFING MODEL: SMC 8403 SANTA BARBARA BLEND PROFILE: CAPISTRANO</p>
PT - 02	RF - 01



1 EAST ELEVATION 1  
1/8" = 1'-0"

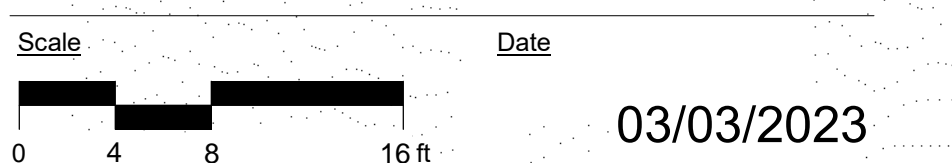


2 EAST ELEVATION 2  
1/8" = 1'-0"









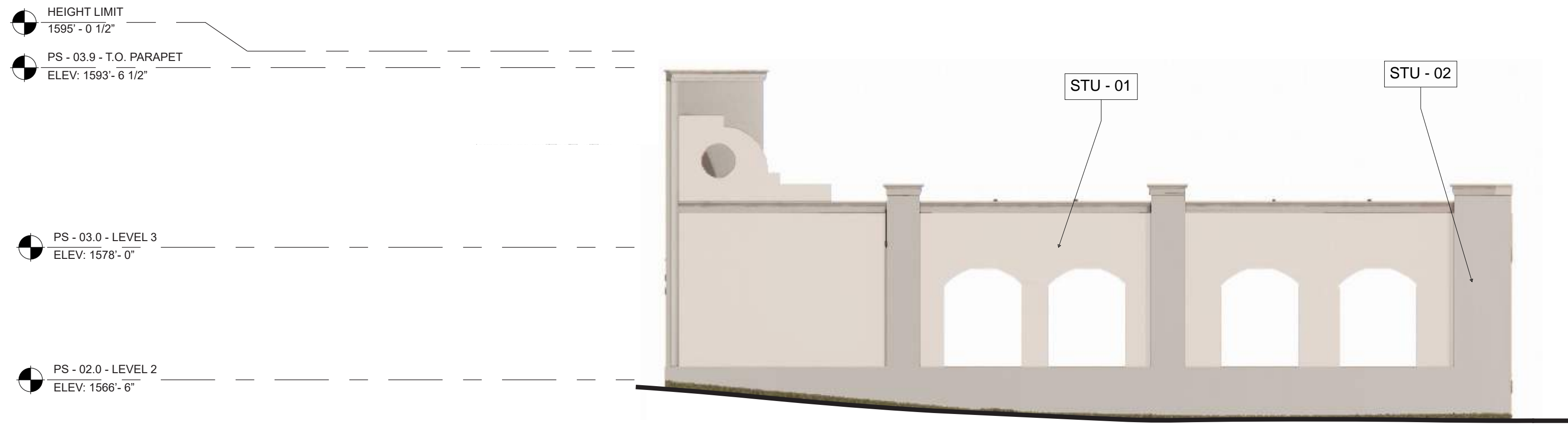
3 EAST ELEVATION 3  
1/8" = 1'-0"

**EXTERIOR ELEVATIONS**

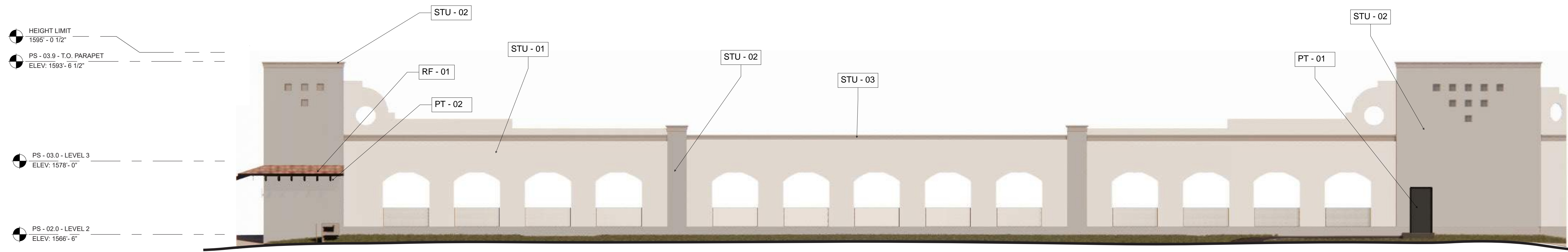


**MATERIAL LEGEND: ALL MATERIALS TO MATCH EXISTING PALOMINO BUILDING PALETTE**

 <p><b>PAINT: FIELD</b>  <b>MANUFACTURER:</b> SHERWIN WILLIAMS  <b>COLOR:</b> SW 7575 CHOPSTICKS</p>	 <p><b>PAINT: LOWER WAINSCOT</b>  <b>MANUFACTURER:</b> SHERWIN WILLIAMS  <b>COLOR:</b> SW 7544 FENLAND</p>
<p>STU - 01</p>	<p>STU - 02</p>
 <p><b>PAINT: FIELD</b>  <b>MANUFACTURER:</b> EXISTING  <b>COLOR:</b> FRAZEE PRO SHOP GREY</p>	 <p><b>PAINT: WINDOW FRAMES, RAILING, DOOR</b>  <b>MANUFACTURER:</b> SHERWIN WILLIAMS  <b>COLOR:</b> SW 7069 - IRON ORE</p>
<p>STU - 03</p>	<p>PT - 01</p>
 <p><b>PAINT: WOOD TRUSSES &amp; ACCENTS</b>  <b>MANUFACTURER:</b> SHERWIN WILLIAMS  <b>COLOR:</b> FRAZEE CL 3247N COWBOY</p>	 <p><b>ROOFING TILE</b>  <b>MANUFACTURER:</b> EAGLE ROOFING  <b>MODEL:</b> SMC 8403 SANTA BARBARA BLEND  <b>PROFILE:</b> CAPISTRANO</p>
<p>PT - 02</p>	<p>RF - 01</p>



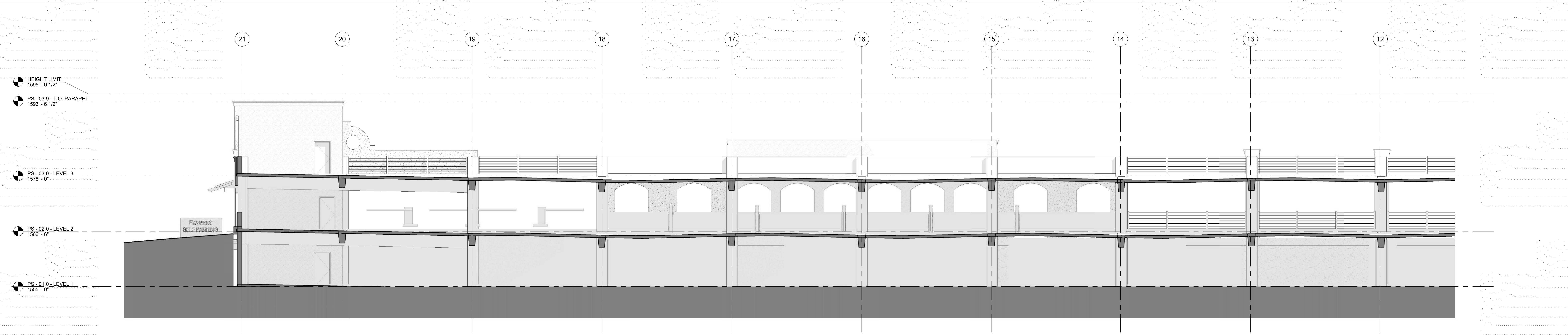
1 NORTH - WEST ELEVATION  
1/8" = 1'-0"



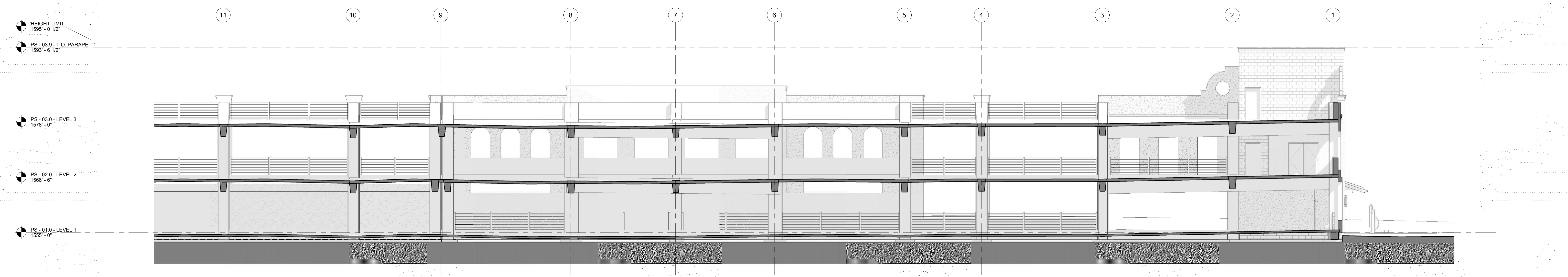
2 NORTH ELEVATION  
1/8" = 1'-0"

**EXTERIOR ELEVATIONS**

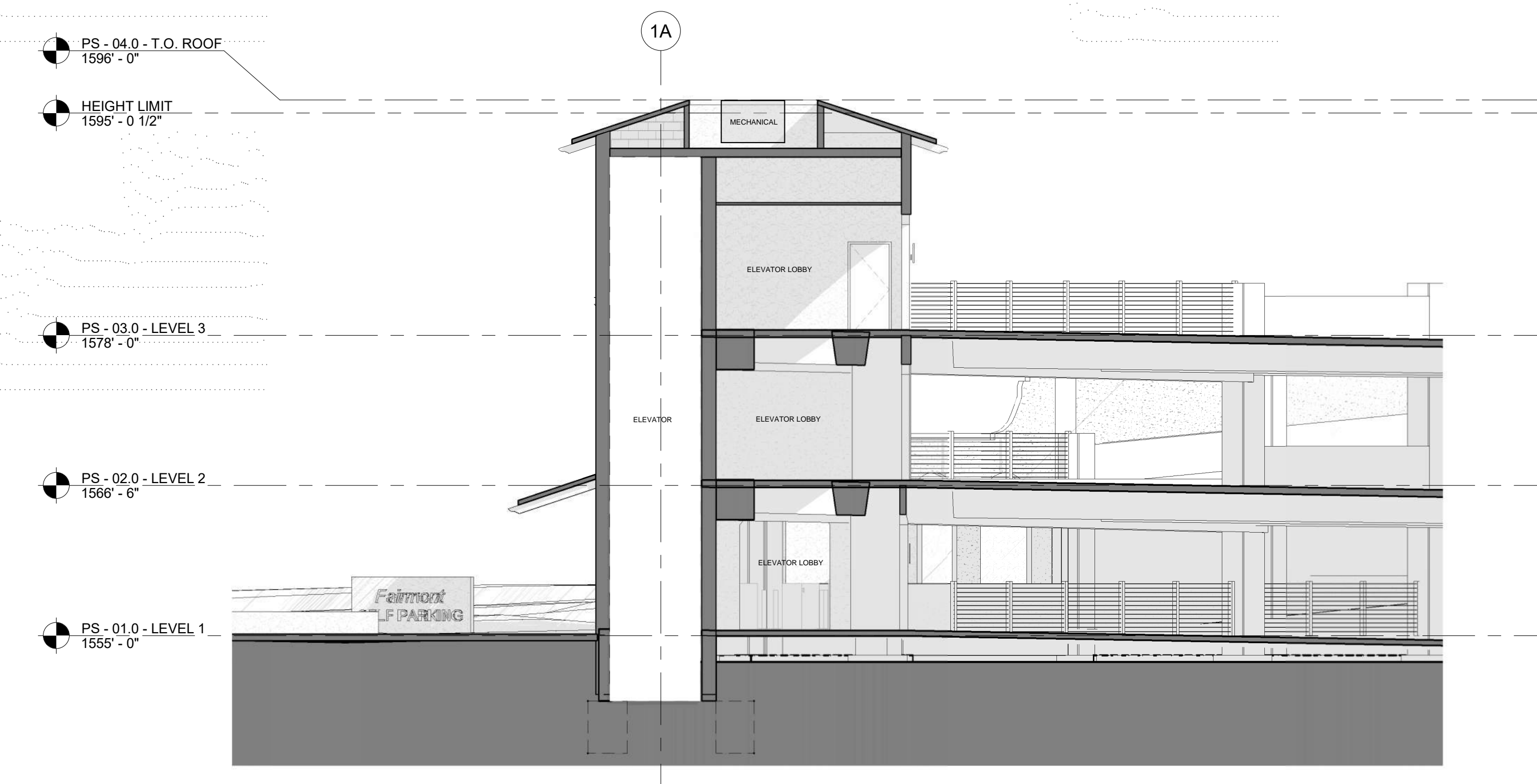
Scale: 0 4 8 16 ft Date: 03/03/2023



1 NORTH - SOUTH SECTION 1  
1/8" = 1'-0"



2 SOUTH - NORTH SECTION 2  
1/8" = 1'-0"



3 SOUTH - WEST SECTION  
1/8" = 1'-0"

**BUILDING SECTIONS**

Scale: 0 4 8 16 ft

Date: 03/03/2023





PERSPECTIVE VIEWS

Date

03/03/2023